

PREPARED FOR SUBMISSION TO JCAP

On the Spin Bias of Satellite Galaxies in the Local Group-like Environment

Jounghun Lee^a and Gerard Lemson^b

^aAstronomy Program, Department of Physics and Astronomy, Seoul National University, Seoul 151-747, Korea

^bMax-Planck-Institut für Astrophysik, Karl-Schwarzschild-Str. 1, 85741 Garching b. München, Germany

E-mail: jounghun@astro.snu.ac.kr

Abstract. We utilize the Millennium-II simulation databases to study the spin bias of dark subhalos in the Local Group-like environments. Selecting the group-size halos with total mass comparable to that of the Local Group (LG) from the friends-of-friends halo catalog and locating their subhalos from the substructure catalog, we determine the most massive (main) and second to the most massive (submain) ones among the subhalos hosted by each selected halo. When the dimensionless spin parameter (λ) of each subhalo is derived from its specific angular momentum and circular velocity maximum, a clear signal of strong correlation is detected between the spin parameters of the subhalos and the main-to-submain mass ratios of their host halos at $z = 0$: The higher main-to-submain mass ratio a host halo has, the higher mean spin parameter its subhalos have. It is also found that the correlation becomes weaker at higher redshifts, diminishing to negligible level at $z = 1$. Our interpretation of this result is that the strong anisotropic stress in the host halo with high main-to-submain mass ratio should be responsible for the bias of its subhalos toward the high spin parameters and that the spin bias becomes stronger at lower redshifts when dark energy plays a role of enhancing the anisotropic stress. A cosmological implication of our result is also discussed.

Keywords: galaxy evolution, galaxy morphology, cosmological simulations

Contents

1	Introduction	1
2	Main-to-submain mass ratios of group-size halos	2
3	Spin bias in the LG-like Environments	6
4	Summary and discussion	11

1 Introduction

The Local Group (LG) is a dumbbell-shaped group of galaxies which include the great Andromeda (M31), the Triangulum (M33) and the Magellanic Clouds (MC) as well as our home, the Milky Way (MW) [1]. The two centers of the dumbbell shaped LG are nothing but MW and M31 which are known to have very similar masses of $\sim 10^{12} h^{-1} M_{\odot}$ [2, 3]. These two prominent galaxies contribute most of the total mass of LG, M_{LG} , which has been estimated to be $\log[M_{\text{LG}}/M_{\odot}] = 12.72$ with a 2σ range of [12.26, 13.01] based on the accurate measurements of the distance and pair-wise speed between MW and M31 [4]. The majority of the other LG member galaxies are the satellites of either MW or M31, having orders of magnitude lower masses. It is expected that MW and M31 will eventually form a large central galaxy through a major merger between them when LG completes its virialization.

An intriguing question to ask is if and how the presence of two prominent galaxies in the LG and their mutual interaction caused their satellite galaxies to possess any biased or anomalous properties compared with other typical group galaxies. Occurring rarely in the LG-like environment [5], the major merger event is one of those few mechanisms that can have a significant effect on the geometrical and physical properties of the subhalos. For instance, ref. [6] claimed that the major mergers of the M31 progenitors should be responsible for the change of the satellite hosts between M31 and MW. Ref. [7] also attributed the detected vast polar structures of the MW dwarf satellites [8] to the major mergers of the M31 progenitors [see also, 9].

Here, we suggest a scenario that the LG member galaxies spin faster on average than the typical group galaxies due to the high anisotropic stress in the LG site. According to the recent study of ref. [10], the evolution of the angular momentum of a galaxy in the nonlinear regime is driven primarily by the local vorticity effect. The dumbbell shape of LG and the ongoing gravitational interaction between its two prominent galaxies, MW and M31, reflects the enhanced anisotropic stress in the interior region of LG which must have originated from the external tidal effect [11]. Since the higher anisotropic stress (or equivalently velocity shear) produces higher vorticity, the LG member galaxies are likely to acquire higher specific angular momentum than the average group galaxies. Given that the spin parameter of a galactic halo is strongly correlated not only with its surface stellar density [23, and references therein] but also

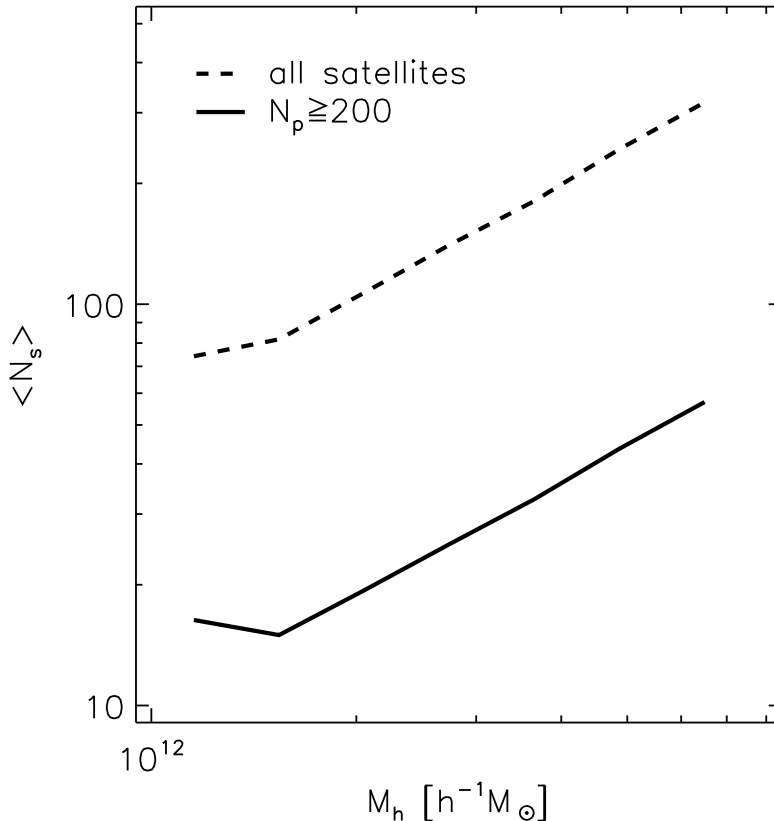


Figure 1. Mean umbers of the subhalos hosted by the group-size halos with mass M_h at $z = 0$. The solid and the dashed lines represent the mean numbers of all subhalos and only those well resolved subhalos consisting of 200 or more particles, respectively.

with the temperature and mass of its gas contents [15], understanding the spin parameter distributions of the LG member galaxies may provide a crucial key to explaining their physical properties as well as their evolution.

The goal of this Paper is to numerically test the above scenario by analyzing the data from the high-resolution N-body simulations. The contents of the upcoming sections are outlined as follows. In section 2 we describe the data from high-resolution N-body simulations and explain the numerical analysis of the simulation data. In section 3 we present the main result on the spin bias of the dark subhalos in the LG-like systems and its redshift dependence. In section 4 we discuss a physical interpretation of our result and its cosmological implication as well.

2 Main-to-submain mass ratios of group-size halos

For the numerical investigation we utilize the catalogs of dark matter halos and their subhalos resolved at $z = 0$ in the Millennium II simulations [16]. Under the assumption

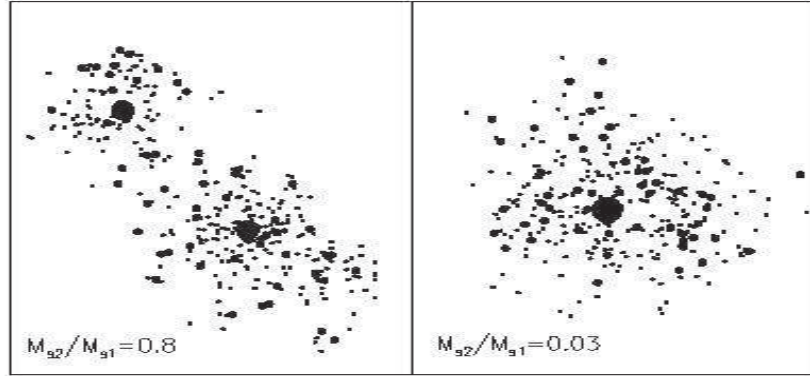


Figure 2. Spatial distributions of the subhalos in the two-dimensional projected space for the two different cases of the main-to-submain mass ratios at $z = 0$. In each panel the medium-size filled circles and the small filled circles correspond to the well-resolved subhalos with $N_p \leq 200$ and $N_p < 200$, respectively. The two large filled circles in the left panel correspond to the main and submain subhalos while the one large filled circle in the right panel corresponds to the single main subhalo.

of a flat Λ CDM cosmology with the key parameters of $\Omega_m = 0.25$, $\Omega_\Lambda = 0.75$, $n_s = 1.0$, $\sigma_8 = 0.9$, $h = 0.73$, the Millennium-II simulations were performed at various epochs in a periodic box of linear size $100 h^{-1} \text{Mpc}$ with 2156^3 dark matter particles each of which has mass of $6.89 \times 10^6 h^{-1} M_\odot$. The dark matter halos and their subhalos were identified by applying the friends-of-friends (FoF) and the subfind algorithms [17] to the particle data from the Millennium-II simulations, respectively. The full descriptions of the Millennium-II simulation and how to retrieve information from the halo catalogs are provided in refs. [16, 18], respectively.

From the Millennium-II FoF catalogs we select those group-size halos whose FoF masses, M_h , are in the 2σ mass range of LG [4]: $10^{12.26} \leq M_h/M_\odot \leq 10^{13.01}$. A total of 2079 dark halos in the Millennium-II FoF catalog at $z = 0$ are found to satisfy this mass constraint. For each selected group-size halo, we extract their subhalos from the Millennium-II subhalo catalog but consider only those well-resolved ones consisting of 200 or more dark matter particles (N_p) for our analysis. Figure 1 plots the mean number of the well-resolved (all) subhalos versus the FoF masses of their host halos at $z = 0$ as solid (dashed) line. As can be seen, the mean numbers of the well-resolved subhalos with $N_p \geq 200$ increase monotonically with M_h but do not exceed 100 in the whole range of M_h .

We define the main and the submain subhalos of each halo as its most massive and the second to the most massive subhalos, respectively, and assign each selected halo its unique value of the main-to-submain mass-ratio, M_{s2}/M_{s1} , where M_{s1} and M_{s2} denote the masses of the main and submain subhalos, respectively. If some halo has this mass-ratio close to unity, it is similar to the Local Group, having a dumbbell shape with two centers. Figure 2 illustrates the spatial distributions of the subhalos

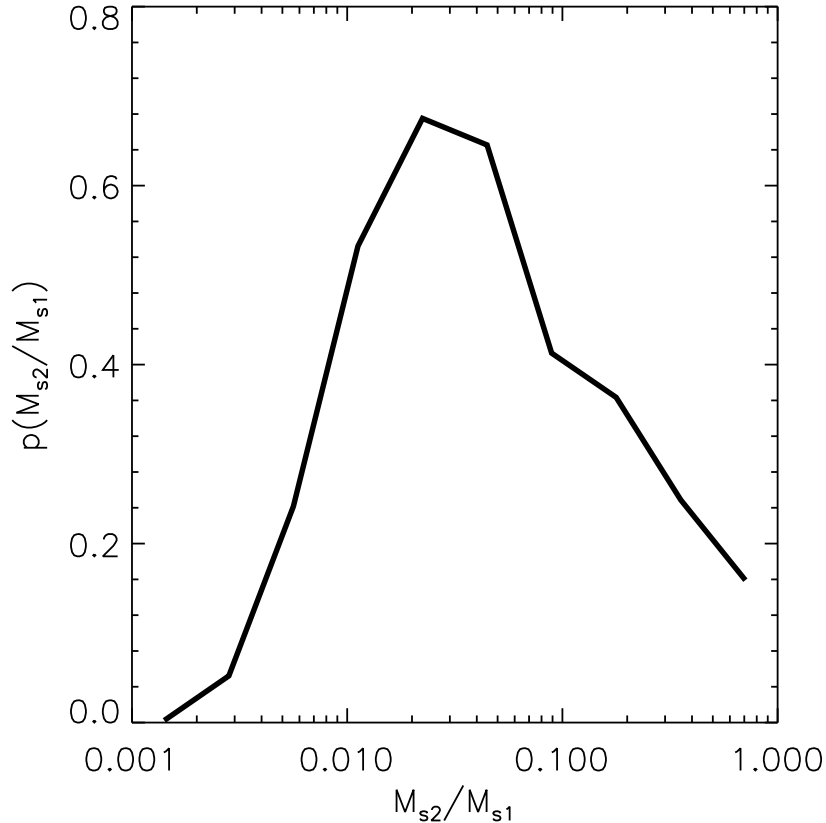


Figure 3. Probability density distribution of the main-to-submain mass ratios of the selected group-size halos at $z = 0$.

in the projected x - y plane for the two different cases of M_{s2}/M_{s1} . The left panel corresponds to the case that the main-to-submain mass ratio is close to unity with two prominent subhalos of comparable masses (largest filled circles). Note that most of the other subhalos for this case seem to be the satellites of these two prominent subhalos. The right panel corresponds to the case where the main-to-submain mass ratio is much smaller than unity with one single central dominant subhalo. In each panel, the medium and small-size filled circles represent the projected positions of the subhalos other than the prominent ones with $N_p \geq 200$ and $N_p < 200$, respectively.

To see how rare the LG-like dumbbell-shaped systems are among the selected group-size halos, we bin the values of M_{s2}/M_{s1} and count the numbers of the group-size halos belonging to each bin to determine the probability density distribution of M_{s2}/M_{s1} , the result of which is shown in Fig. 3. As can be seen, the probability density reaches its maximum value around $M_{s2}/M_{s1} = 0.02$, dropping rapidly as M_{s2}/M_{s1} approaches unity. It is found that among the 2079 group-size halos, only 18 halos satisfy $M_{s2}/M_{s1} \geq 0.8$ where the threshold value of 0.8 is the mass-ratio between MW and M31 [2], which indicates that LG is not a typical galaxy group.

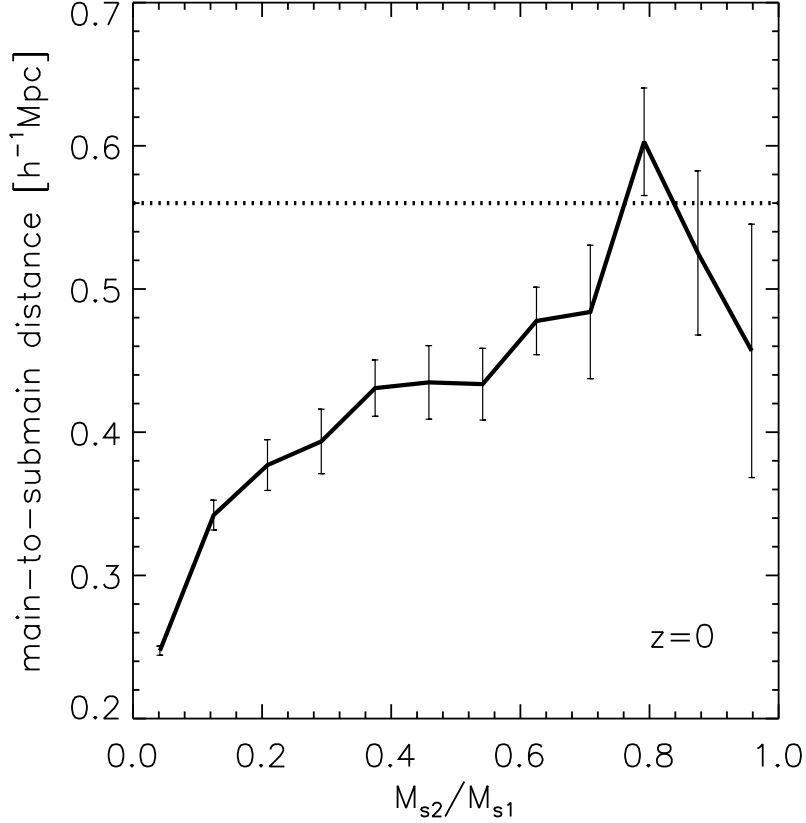


Figure 4. Separation distances between the main and the submain subhalos as a function of their mass ratios at $z = 0$. The horizontal dotted line corresponds to the separation distance between the MW and the M31.

To see if the distances between the main and the submain subhalos depend on their mass-ratios, we also calculate the mean main-between-submain distances averaged over those hosts belonging to each bin of M_{s2}/M_{s1} , the result of which is plotted in Fig. 4. The horizontal dotted line corresponds to the separation distance, d_{M31} , between the MW and the M31 [4]. As can be seen, the mean main-between-submain distance increases as M_{s2}/M_{s1} increases, matching the separation distance between the MW and the M31 around $M_{s2}/M_{s1} \approx 0.8$, which verifies that those FoF halos with $M_{s2}/M_{s1} \geq 0.8$ are indeed LG-like systems.

To see if the main-to-submain mass-ratio of a host halo depends on its total mass, we bin the values of M_h and calculate the mean value of M_{s2}/M_{s1} averaged over those hosts belonging to each bin of M_h . Figure 5 plots the mean main-to-submain mass ratio of the selected group-size halo as a function of its FoF mass. The errors represent one standard deviation σ_r in the measurement of $\langle M_{s2}/M_{s1} \rangle$ computed as $\sigma_r^2 = [\langle (M_{s2}/M_{s1})^2 \rangle - \langle M_{s2}/M_{s1} \rangle^2] / (N_h - 1)$ where N_h denotes the number of those group-size halos belonging to each bin of M_h . As can be seen in Figure 5, the mean main-to-submain mass ratios of the group-size halos do not vary strongly with their

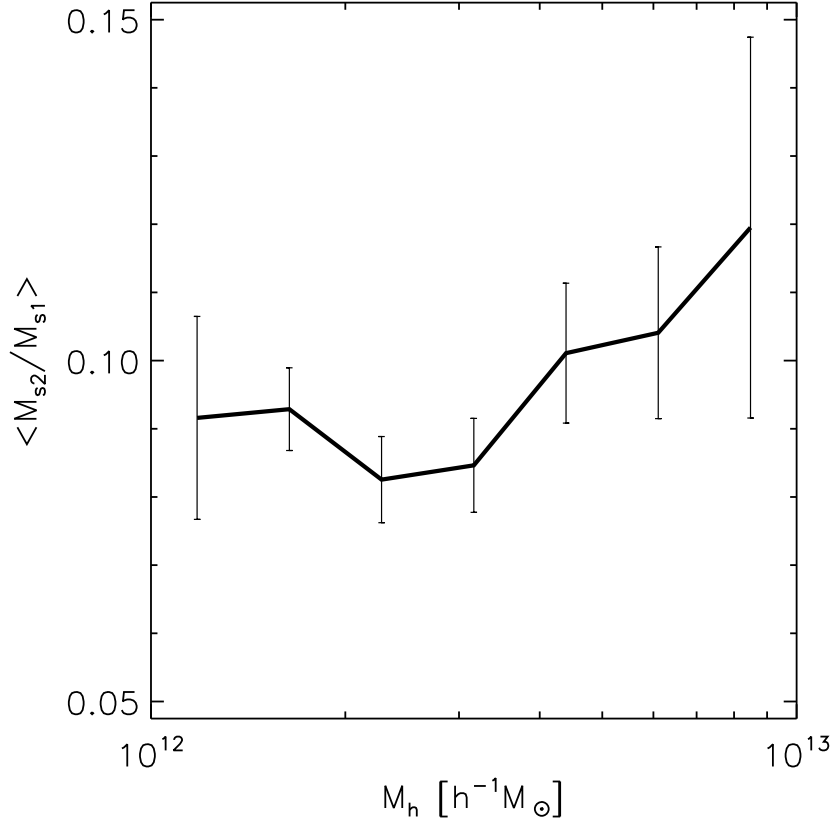


Figure 5. Mean main-to-submain mass ratios of the group-size halos as a function of their FoF mass at $z = 0$.

total masses.

To see if the mass distributions of the subhalos depends on the main-to-submain mass ratios of their host halos, we bin the values of M_{s2}/M_{s1} and calculate the mean value of the maximum circular velocity, V_{\max} , averaged over the subhalos whose host halos belong to each bin of M_{s2}/M_{s1} . The Millennium-II substructure catalog provides information on V_{\max} for each subhalo, which is a good indicator of the subhalo mass. Figure 6 plots the average value of V_{\max} as a function of the main-to-submain mass ratio of their host halos. The errors represent again one standard deviation in the measurements of $\langle V_{\max} \rangle$. As can be seen, there is only very weak, if any, correlation between V_{\max} and M_{s2}/M_{s1} with the mean value of V_{\max} around $50 \text{ s}^{-1} \text{ km}$, no matter what value of M_{s2}/M_{s1} its host halo has.

3 Spin bias in the LG-like Environments

Now that the LG-like groups are found atypical in the respect that most of the group-size halos with masses comparable to that of LG have main-to-submain halo ratios

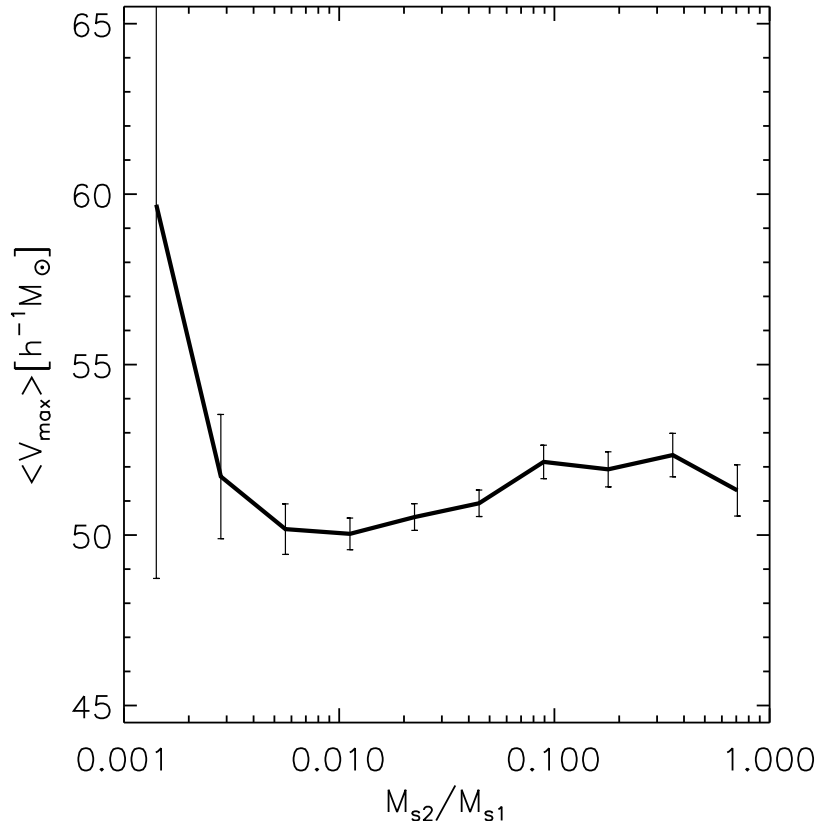


Figure 6. Mean circular velocity maximum of the subhalos as a function of their host halo’s main-to-submain mass ratio at $z = 0$.

much less than unity, we would like to investigate what environmental effect the atypical LG-like systems have on their subhalos. We are particularly interested in the environmental effect on the subhalo’s dimensionless spin parameter λ which is conveniently defined as $\lambda = j/(\sqrt{2}V_{\max}R_{\max})$ [19] where R_{\max} represents the spherical radius at which the subhalo’s circular velocity curve reaches its maximum, V_{\max} , and j is the magnitude of the subhalo’s specific angular momentum (angular momentum per mass). The Millennium-II substructure catalog provides all necessary information on j , V_{\max} and R_{\max} for each subhalo.

First of all, we want to examine there is any mass-bias in the subhalo spin parameter distribution. Binning the halo masses, M_h , and calculating the mean value of the spin parameters averaged over the subhalos whose host halos belong to each bin of M_h , we determine $\langle \lambda \rangle$ as a function of M_h , which is shown in Fig.7 where the errors represent one standard deviation in the measurement of $\langle \lambda \rangle$. As can be seen, the mean value of λ is around 0.04, showing no strong dependence on the host halo’s mass. That is the spin parameter distribution of the subhalos is insensitive to the clustering strength of their host environments, which is consistent with the results from

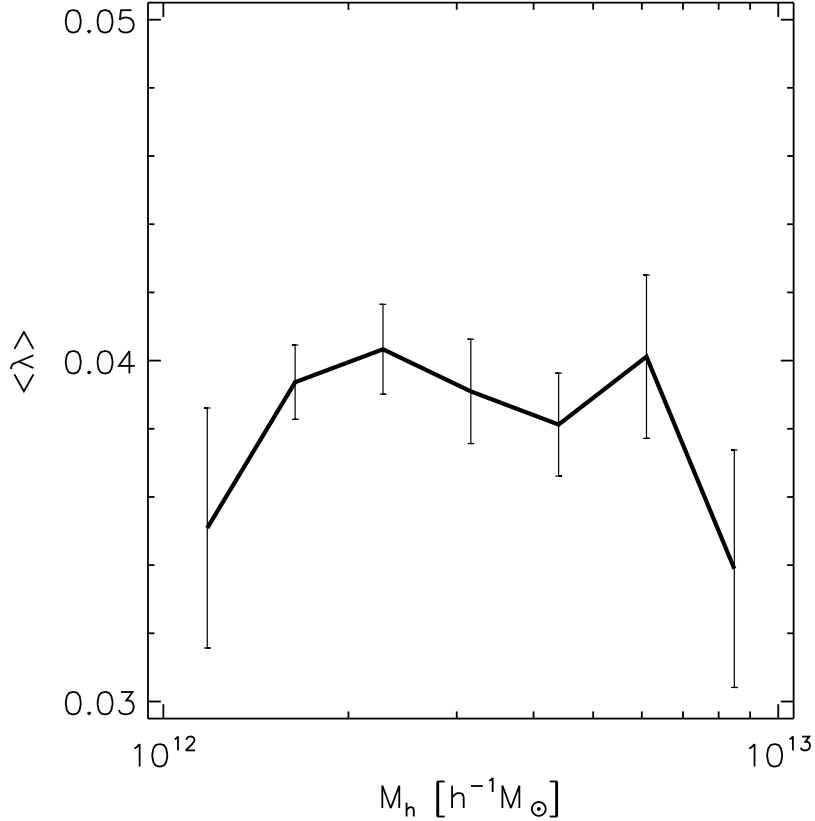


Figure 7. Mean spin parameter of the subhalos as a function of the host halo mass M_h at $z = 0$.

the previous studies [20, 21].

Noting no dependence of the subhalo spin parameter on the host halo mass, we now would like to investigate whether or not it depends on the host halo’s main-to-submain mass ratios. Binning the mass ratio M_{s2}/M_{s1} of each selected group-size halo and calculating the mean value of the spin parameters of those well-resolved subhalos whose host halos belong to each bin of M_{s2}/M_{s1} , we determine $\langle \lambda \rangle$ as a function of M_{s2}/M_{s1} , which is shown in Fig. 8. As can be seen, there exists a clear signal of strong correlation between λ and M_{s2}/M_{s1} : The higher main-to-submain mass ratio a host halo has, the higher spin parameters their subhalos tend to have. In other words, the subhalos hosted by the LG-like dumbbell-shaped halos spin faster. Recalling that the main-to-submain mass ratio of a host halo has no mass bias (see Figs. 5-6) and that the subhalo spin parameters are insensitive to the host halos’ mass (see Fig. 7), we affirm that the strong correlation detected between λ and M_{s2}/M_{s1} is not due to any mass bias.

Now that a strong correlation between λ and M_{s2}/M_{s1} is detected, it is interesting to examine whether or not λ also depends on M_{s3}/M_{s2} where M_{s3} denotes the mass of

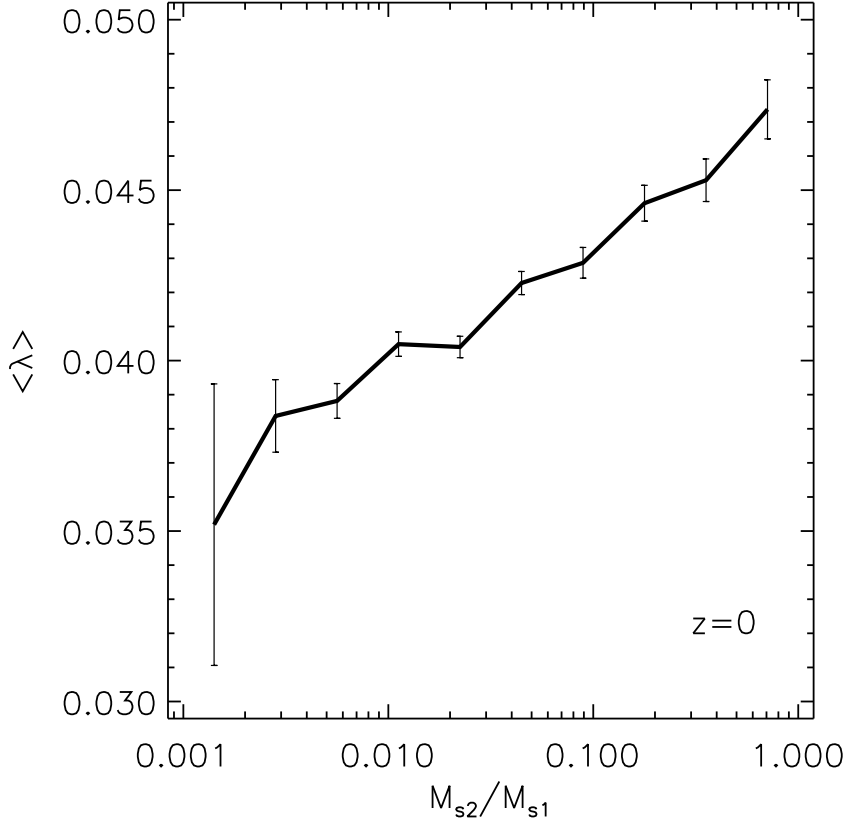


Figure 8. Mean spin parameter of the subhalos as a function of their host halo’s main-to-submain mass ratio at $z = 0$.

the third to the most massive subhalo. We repeat the same calculation to determine $\langle \lambda \rangle$ but as a function of M_{s3}/M_{s2} , the result of which is shown in Fig. 9. As can be seen, the mean spin parameter of the subhalos depends weakly on M_{s3}/M_{s2} , reaching the maximum value at $M_{s3}/M_{s2} \approx 0.05$ and decreasing as M_{s3}/M_{s2} increases. This result implies that the LG is the optimal environment for the highest spin parameters: In addition to its high value of $M_{s2}/M_{s1} \approx 0.8$ [2], the value of M_{s3}/M_{s2} of the LG is approximately 0.05 since the Triangulum galaxy (the third to the most massive member galaxy in the LG) has mass approximately $M_{s3} = 5 \times 10^{10} h^{-1} M_{\odot}$ [22].

Performing the same calculation of $\langle \lambda \rangle$ as a function of M_{s2}/M_{s1} but at higher redshifts, $z = 0.5$ and 1, we also investigate how the correlation between λ and M_{s2}/M_{s1} changes with redshift. Applying the same 2σ mass range of LG to the FoF halo catalogs at $z = 0.5$ and 1, we select a total of 2105 and 1948 group-size halos, respectively. Figure 10 plots the same as Fig. 8 but at $z = 0.5$ and $z = 1$ in the top and bottom panels, respectively. In each panel the result at $z = 0$ is also plotted as dotted-line for comparison. As can be seen, the correlation becomes weaker at higher redshifts and diminishes to negligible level at $z = 1$, which can be interpreted as follows. It

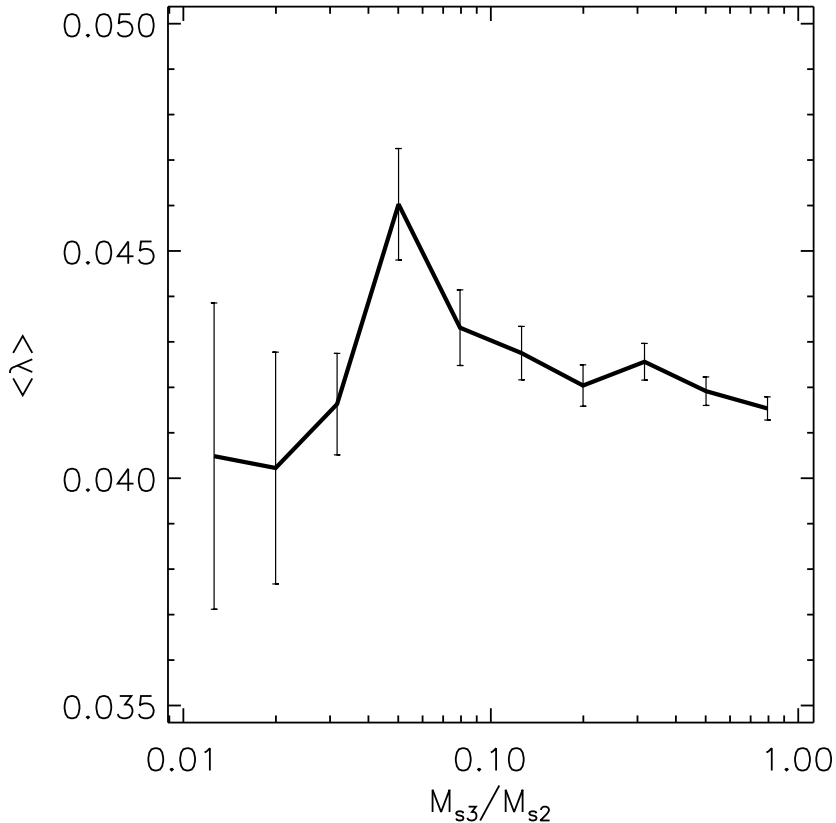


Figure 9. Mean spin parameter of the subhalos as a function of M_{s2}/M_{s3} at $z = 0$, where M_{s2} and M_{s3} represent the masses of the second and the third to the most massive subhalos belonging to a given host halo.

is the effect of the net anisotropic stress inside the dark halos which produces the strong correlations between $\langle \lambda \rangle$ and M_{s2}/M_{s1} . The net anisotropic stress increases not only as M_{s2}/M_{s1} increases but also as z decreases since at low redshifts ($z \leq 0.5$) the dominant dark energy would have an effect of lowering the isotropic stress relative to the anisotropic counterpart.

Previous theoretical studies asserted that the surface stellar density of a disc galaxy is inversely proportional to the spin parameter of its host halo and that a dark galaxy whose surface stellar density falls below 100 pc^{-2} forms in the critically fast spinning halos whose spin parameters exceeds some threshold of $\lambda_c \approx 0.06$ [12–14]. Very recently, ref. [23] performed a high-resolution hydrodynamic simulation to numerically confirm that the spin parameters are indeed strongly correlated with the surface stellar and gas densities of a disc galaxy. Their result revealed clearly that the halo’s higher spin leads to the lower stellar and gas surface densities of its disk galaxy. To see how abundant the dark galaxies are in the LG-like systems, we calculate the number fraction of the subhalos with $\lambda \geq \lambda_c = 0.06$ as a function of the main-

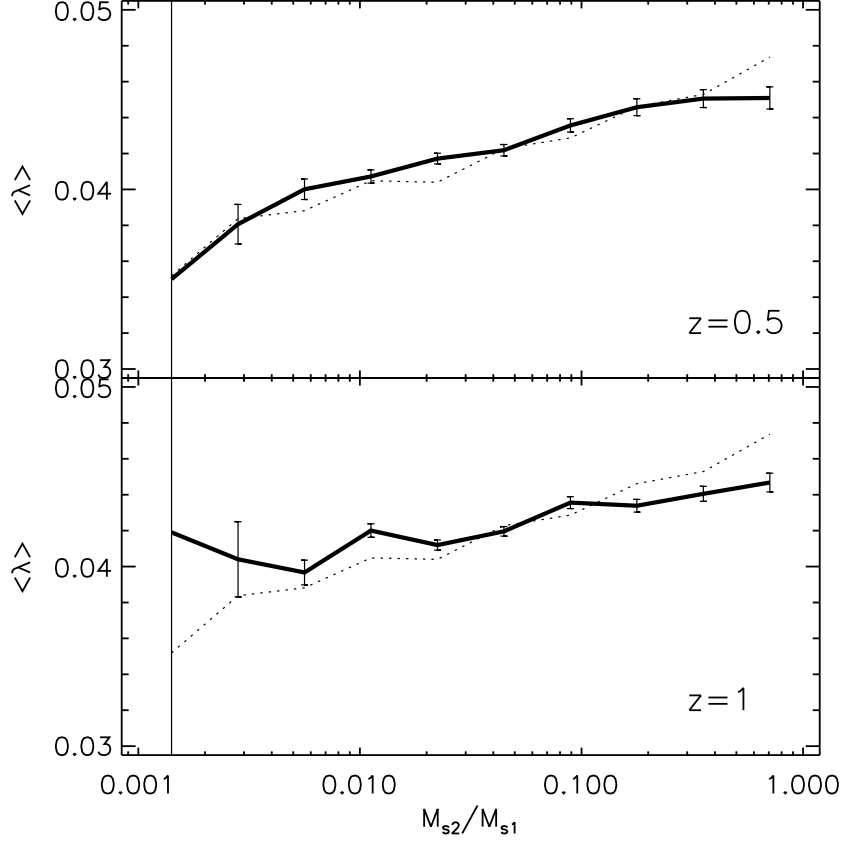


Figure 10. Correlations between the mean spin parameters of the subhalos and the main-to-submain mass ratios of the host halos at two different redshifts ($z = 0.5$ and 1 in the top and bottom panel, respectively). In each panel the correlation at $z = 0$ is also plotted as dotted line for comparison.

to-submain mass ratio, the result of which is plotted in Fig. 11. As can be seen, the fraction of the fast-spinning subhalos with $\lambda \geq \lambda_c$ increases almost monotonically with the main-to-submain mass ratio. For the case of $M_{s2}/M_{s1} \geq 0.8$ approximately 25% of the subhalos have $\lambda \geq \lambda_c$ while for the case of $M_{s2}/M_{s1} \geq 0.05$ the number fraction of those critically fast spinning subhalos drops below 0.15%. Defining the LG-like systems as those whose main-to-submain mass ratios are close to unity, the result shown in Fig. 11 indicates that the LG-like systems have approximately 60% more dark galaxies than the typical galaxy groups.

4 Summary and discussion

By analyzing the halo and subhalo catalogs from the Millennium-II simulations, we have detected a clear signal of strong correlations between the main-to-submain mass ratios of group-size halos and the spin parameters of their subhalos at present epoch

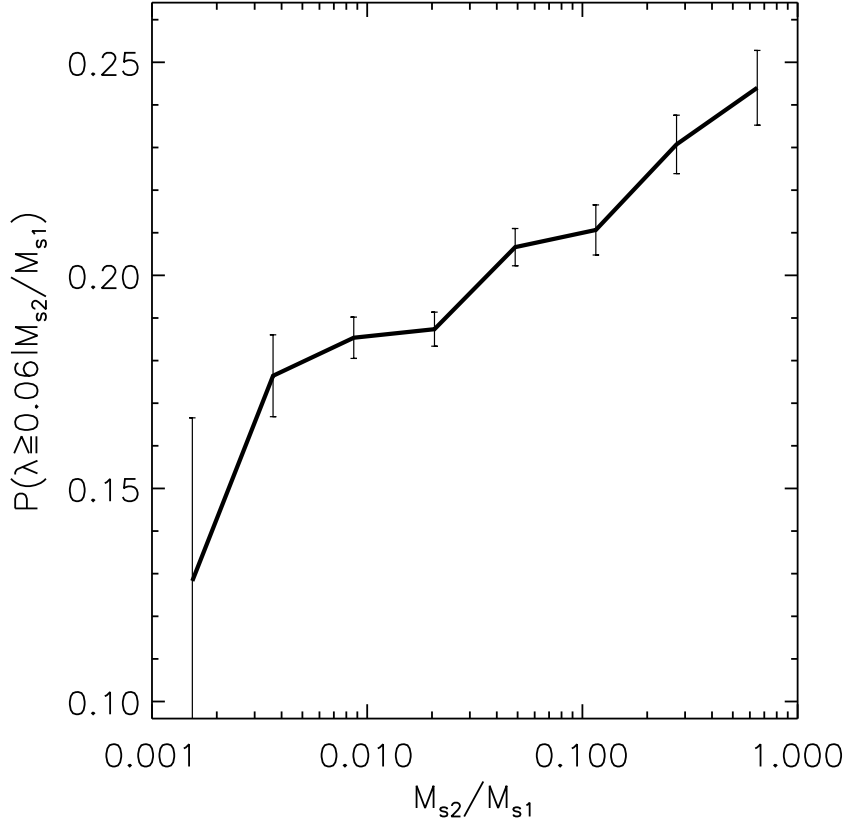


Figure 11. Number fraction of the subhalos with $\lambda \geq 0.06$ versus the main-to-submain ratio of the host halos at $z = 0$.

and that the correlation strength decreases as the redshift increases. We have ascribed this correlation to the effect of anisotropic stress: The high main-to-submain mass ratio of a group-size halo reflects the presence of high anisotropic stress in the interior region which has an effect of spinning up the subhalos of the group at present epoch. The effect of the net anisotropic stress increases as dark energy plays a role of diminishing the isotropic stress. At higher redshifts $z \geq 0.5$ where dark energy is not dominant the isotropic stress wins over its anisotropic counterpart, weakening the correlations between the subhalo’s spin parameters and the host halo’s main-to-submain mass ratios.

Given that the main-to-submain mass ratio of LG is close to unity, our result implies that the LG member galaxies are biased toward the high spins and thus likely to have on average lower stellar and gas surface densities than the typical group galaxies [12–14, 23]. When the observed properties of the MW satellites are used to be compared with the predictions of Λ CDM cosmology the spin bias of the MW satellites should be taken into account. For instance, our result may help alleviate the tension between the observed satellite populations of the MW and the predictions of the Λ CDM cosmology

[24, 25, and references therein] since the presence of more dark satellite galaxies due to their biased spins in the MW system could explain the lower abundance of the observed satellites of the MW. It is, however, worth mentioning here that the robustness of our result obtained from the Millennium-II simulations against the subhalo-finding algorithm will have to be tested further in the future before connecting it to the observed properties of galaxies. Especially the masses and spin parameters of the subhalos calculated using the number of DM particles can have large variations in their values at the consecutive time steps due to the limitation of the SUBFIND algorithm.

Acknowledgments

The Millennium-II Simulation databases used in this paper and the web application providing online access to them (<http://www.mpa-garching.mpg.de/galform/millennium-II/>) were constructed as part of the activities of the German Astrophysical Virtual Observatory. The work of JL was supported by the National Research Foundation of Korea (NRF) grant funded by the Korea government (MEST, No.2012-0004916) and partially by the research grant from the National Research Foundation of Korea to the Center for Galaxy Evolution Research (NO. 2010-0027910). The work of GL was supported by Advanced Grant 246797 "GALFORMOD" from the European Research Council.

References

- [1] van den Bergh, S., *The local group of galaxies*, 1999 *Astron. & Astrophys. rev.* **9** 273
- [2] Karachentsev, I. D. and Kashibadze, O. G. , *Masses of the local group and of the M81 group estimated from distortions in the local velocity field*, 2006 *Astrophys.* **49** 3
- [3] McMillan, P. J. , *Mass models of the Milky Way*, 2011 *Mont. Not. Roy. Astron.* **414** 2446 [arXiv:1102.4340]
- [4] Li, Y.-S. and White, S. D. M., *Masses for the Local Group and the Milky Way*, 2008 *Mont. Not. Roy. Astron.* **384** 1459 [arXiv:0710.3740]
- [5] Klimontowski, J. and *et al.*, *The grouping, merging and survival of subhaloes in the simulated Local Group*, 2010 *Mont. Not. Roy. Astron.* **402** 1899 [arXiv:0909.1916]
- [6] Knebe, A. *et al.*, *Renegade subhaloes in the Local Group*, 2011 *Mont. Not. Roy. Astron. Soc.* **417** L56 [arXiv:1107.2944]
- [7] Fouquet, S., Hammer, F., Yang, Y., Puech, M. and Flores, H. , *Does the dwarf galaxy system of the Milky Way originate from Andromeda?*, 2012 *Mont. Not. Roy. Astron.* **427** 1769 [arXiv:1209.4077]
- [8] Pawlowski, M. S., Pflamm-Altenburg, J. and Kroupa, P., *The VPOS: a vast polar structure of satellite galaxies, globular clusters and streams around the Milky Way*, 2012 *Mont. Not. Roy. Astron.* **423** 1109 [arXiv:1204.5176]
- [9] Ibata, R. A. and *et al.*, *A vast, thin plane of corotating dwarf galaxies orbiting the Andromeda galaxy*, 2013 *Nature* **493** 62

- [10] Libeskind, N. and *et al.*, *Cosmic vorticity and the origin of halo spins*, 2012 [arXiv:1212.1454]
- [11] Pasetto, S. and Chiosi, C., *Tidal Effects on the Spatial Structure of the Local Group*, 2009 *Astron. & Astrophys.* **499** 385 [arXiv:0902.3581]
- [12] Jimenez, R., Heavens, A. F., Hawkins, M. R. S. and Padoan, P., *Dark galaxies, spin bias and gravitational lenses*, 1997 *Mont. Not. Roy. Astron.* **292** L5 [astro-ph/9709050]
- [13] Jimenez, R., Padoan, P., Matteucci, F. and Heavens, A. F., *Galaxy formation and evolution: low-surface-brightness galaxies*, 1998 *Mont. Not. Roy. Astron.* **299** 123 [astro-ph/9804049]
- [14] Mo, H. J., Mao, S. and White, S. D. M., *The formation of galactic discs*, 1998 *Mont. Not. Roy. Astron.* **295** 319 [astro-ph/9707093]
- [15] Vasiliev, E. O.; Vorobyov, E. I.; Shchekinov, Yu. A., *Cooling and fragmentation of gas in rotating protogalaxies*, 2010 *Astron. Rep.* **54** 890
- [16] Boylan-Kolchin, M., Springel, V., White, S. D. M., Jenkins, A. and Lemson, G., *From Resolving cosmic structure formation with the Millennium-II Simulation*, 2009 *Mont. Not. Roy. Astron.* **398** 1150 [arXiv:0903.3041]
- [17] Springel, V., White, S. D. M., Tormen, G. and Kauffmann, G., *Populating a cluster of galaxies I. Results at $z=0$* , 2001 *Mont. Not. Roy. Astron.* **328** 726 [astro-ph/0012055]
- [18] Lemson, G. and the Virgo Consortium *Halo and Galaxy Formation Histories from the Millennium Simulation: Public release of a VO-oriented and SQL-queryable database for studying the evolution of galaxies in the Λ CDM cosmogony*, 2006 [astro-ph/0608019]
- [19] Bullock, J. S. and *et al.*, *A Universal Angular Momentum Profile for Galactic Halos*, 2001 *Astrophys. J.* **555** 240 [astro-ph/0011001]
- [20] Maccio, A. V. *et al.*, *Concentration, spin and shape of dark matter haloes: scatter and the dependence on mass and environment*, 2007 *Mont. Not. Roy. Astron.* **378** 55 [astro-ph/0608157]
- [21] Macci, A. V., Dutton, A. A. and van den Bosch, F. C. , *Concentration, spin and shape of dark matter haloes as a function of the cosmological model: WMAP1, WMAP3 and WMAP5 results*, 2008 *Mont. Not. Roy. Astron.* **391** 1940 [arXiv:0805.1926]
- [22] Corbelli, E. , *Dark matter and visible baryons in M33*, 2003 *Mont. Not. Roy. Astron.* **342** 199 [astro-ph/0302318]
- [23] Kim, J. H. and Lee, J., *Correlations Between the Surface Density of Disk Galaxies and the Halo Spin Parameter Measured in Hydrodynamic Simulations*, [arXiv:1210.8321]
- [24] Boylan-Kolchin, M., Bullock, J. S., and Kaplinghat, M. , *Too big to fail? The puzzling darkness of massive Milky Way subhaloes*, 2011 *Mont. Not. Roy. Astron.* **415** L40 [arXiv:1103.0007]
- [25] Boylan-Kolchin, M., Bullock, J. S., and Kaplinghat, M. , *The Milky Way's bright satellites as an apparent failure of CDM*, 2012 *Mont. Not. Roy. Astron.* **422** 1203 [arXiv:1111.2048]