

Three new stable L_5 Mars Trojans

C. de la Fuente Marcos* and R. de la Fuente Marcos

Universidad Complutense de Madrid, Ciudad Universitaria, E-28040 Madrid, Spain

Accepted 2013 February 25. Received 2013 February 4; in original form 2012 September 24

ABSTRACT

Mars was second to Jupiter in being recognized as the host of a population of Trojan minor bodies. Since 1990, five asteroids – 5261 Eureka, (101429) 1998 VF₃₁, (121514) 1999 UJ₇, 2001 DH₄₇ and (311999) 2007 NS₂ – have been identified as Mars Trojans, one L_4 and four L_5 . Dynamical and spectroscopic evidence suggests that some Mars Trojans may be remnants of the original planetesimal population that formed in the terrestrial planets region. Here, we revisit the long-term dynamical evolution of the previously known Mars Trojans and show that 2011 SC₁₉₁, 2011 SL₂₅ and 2011 UN₆₃ are also trailing (L_5) Mars Trojans. They appear to be as stable as Eureka and may have been Trojans over the age of the Solar system. The fact that five Trojans move in similar orbits and one of them is a binary may point to the disruption of a larger body early in the history of the Solar system. Such a catastrophic event may also explain the apparently strong asymmetry in terms of number of objects (one versus seven) between the L_4 and L_5 regions. Future spectroscopic observations should be able to reject or confirm a putative common chemical signature that may lend further support to a collisional scenario.

Key words: celestial mechanics – minor planets, asteroids: individual: 2011 SC₁₉₁ – minor planets, asteroids: individual: 2011 SL₂₅ – minor planets, asteroids: individual: 2011 UN₆₃ – planets and satellites: individual: Mars.

1 INTRODUCTION

Trojans are minor bodies that share the semimajor axis of their host body but they may have different eccentricity and inclination. In a frame of reference rotating with the host, they move in the so-called tadpole orbits around the Lagrangian equilateral points L_4 and L_5 ; L_4 is located on the orbit of the host object at some 60° ahead or east of the host, and L_5 is some 60° west. In other words and for a Trojan object, the relative mean longitude $\lambda_r = \lambda - \lambda_H$ oscillates around the values $+60^\circ$ (L_4) or -60° (or 300° , L_5), where λ and λ_H are the mean longitudes of the Trojan and the host body, respectively. The first Trojan object, 588 Achilles, was discovered by M. Wolf in 1906 at Jupiter's L_4 point (Einarsson 1913). Since 1990, Mars is second to Jupiter in being recognized as the host of a population of Trojan minor bodies (see, for example, Marzari et al. 2002 for a review). The list of Mars Trojans currently includes 5261 Eureka (Bowell et al. 1990; Holt et al. 1990; Mikkola et al. 1994), (101429) 1998 VF₃₁ (Ticha et al. 1998; Tabachnik & Evans 1999), (121514) 1999 UJ₇ (Rivkin et al. 2003), 2001 DH₄₇ (Scholl, Marzari & Tricarico 2005) and (311999) 2007 NS₂ (Rodriguez et al. 2007; Izidoro, Winter & Tsuchida 2010; Schwarz & Dvorak 2012). Right after the discovery of Eureka, it was suggested that Mars Trojans may have been captured fairly late in Solar system history (Bowell et al. 1990) but soon after, the primeval Mars Trojan scenario started to gain support from both dynamical (long-term integrations) and spectroscopic data (Mikkola et al. 1994; Howell

et al. 1995). Today, it is widely accepted that some Mars Trojans may be primordial bodies, perhaps the only surviving examples of the planetesimal population that formed in the terrestrial planets region (e.g., Connors et al. 2005; Scholl et al. 2005).

Any claim regarding the putative ancient nature of all or part of the current Mars Trojan populations must be supported by dynamical stability analyses. The stability of Martian Trojans was first studied by Mikkola & Innanen (1994). For a simulated time of 100 Myr, they found two regions of stability depending on the orbital inclination, i ; only orbits with $i \in (15, 30)^\circ$ or $i \in (32, 44)^\circ$ appeared to be long-term stable. Tabachnik & Evans (1999, 2000) found that the inclination ranges in Mikkola & Innanen (1994) ensured stability around the Lagrangian point L_4 but that around L_5 , the range of stable inclinations was $i \in (15, 40)^\circ$. In their 100 Myr simulations, both Eureka and 101429 were deeply settled into the L_5 stable region; they also suggested a primordial origin for these two objects. Focusing on the role of secular resonances in the dynamical evolution of Mars Trojans, Brasser & Lehto (2002) found that several secular resonances with the Earth, Mars and Jupiter were able to explain the unstable inclination ranges found by previous studies. Scholl et al. (2005) further explored this topic to conclude that secular resonances make Trojan orbits with $i < 15^\circ$ as well as those with $i \sim 30^\circ$ unstable. Orbits with $i > 35^\circ$ are also unstable due to the Kozai resonance (Kozai 1962). In their 4.5 Gyr calculations, they also found that the dynamical half-life of Mars Trojans in the most stable regions is of the order of the age of the Solar system and that the Yarkovsky effect has negligible role for objects larger than about 10 m. All known Mars Trojans have rel-

* E-mail: nbplanet@fis.ucm.es

atively small sizes with diameters of order of 1 km (Trilling et al. 2007). Numerical modelling (Tabachnik & Evans 1999, 2000) predicts that the number of Mars Trojans with diameter > 1 km could be as high as 30.

Here, we search for Mars Trojan candidates among known asteroids with relative semimajor axis $|a - a_{\text{Mars}}| < 0.001$ au, then perform N -body calculations to confirm or reject their Trojan nature. In this Letter, we show that the minor bodies 2011 SC₁₉₁, 2011 SL₂₅ and 2011 UN₆₃ are stable trailing (L₅) Mars Trojans. This Letter is organized as follows: in Section 2, we briefly outline our numerical model. Section 3 focuses on currently known Mars Trojans, reviewing their dynamical status. Section 4 presents our results for the objects studied here. These results are discussed and our conclusions summarized in Section 5.

2 NUMERICAL MODEL

In order to confirm the current Trojan nature of our candidates, we perform N -body calculations in both directions of time (± 2 Myr) with the Hermite integrator (Makino 1991; Aarseth 2003), in a model Solar system which includes the perturbations by the eight major planets and treat the Earth and the Moon as two separate objects; it also includes the barycentre of the dwarf planet Pluto-Charon system and the five largest asteroids, 1 Ceres, 2 Pallas, 4 Vesta, 10 Hygiea and 31 Euphrosyne. Our calculations consider point, constant mass objects orbiting in a conservative system; therefore, relativistic effects are ignored and no modeling of the Yarkovsky and Yarkovsky-O'Keefe-Radzievskii-Paddack (YORP) effects (see, e.g., Bottke et al. 2006) is attempted. The standard version of this direct N -body code is publicly available from the IoA web site;¹ additional details can be found in de la Fuente Marcos & de la Fuente Marcos (2012). In order to validate our results, we have also calculated the evolution of the previously known Mars Trojans (see Figs 1 and 2). Our orbital integrations use initial conditions (positions and velocities in the barycentre of the Solar system referred to the JD2456200.5 epoch) provided by JPL's HORIZONS system (Giorgini et al. 1996; Standish 1998). In all the figures, $t = 0$ coincides with the JD2456200.5 epoch. Relative errors in the total energy at the end of the simulations are $< 5 \times 10^{-15}$. In addition to the calculations completed using the nominal orbital elements in Tables 1 and 2, we have performed 20 control simulations (for each object) using sets of orbital elements obtained from the nominal ones within the accepted uncertainties (3σ). The sources of the Heliocentric Keplerian osculating orbital elements and uncertainties are the JPL Small-Body Database² and the AstDyS-2 portal.³ The results of these control calculations are consistent with those from the nominal ones. In order to study the long term stability of these newly found Trojans we use the Regularized Mixed Variable Symplectic (RMVS) integrator (SWIFT-RMVS3) which is part of the SWIFT package (Levison & Duncan 1994). The SWIFT package is available from H. Levison web site.⁴ The physical model here is similar to the previous one but the Earth and the Moon are replaced by the barycentre of the system. One group of calculations does not include Mercury or the Pluto-Charon system, uses a timestep of 9 d and has been followed for ± 4.5 Gyr with six control orbits per object; the second group includes Mercury and the

Pluto-Charon system, uses a timestep of 3 d and runs for ± 2.25 Gyr. Relative errors in the total energy are now $< 1.5 \times 10^{-8}$. Results from RMVS and Hermite are consistent within the applicable timeframe (± 2 Myr).

3 KNOWN MARS TROJANS

In this section, we present the results of the short-term integrations of the orbits of the known Mars Trojans (nominal orbital elements in Table 1). These calculations are presented here because there are no references including a dynamical analysis of all of them; these results are also used to validate our simulations against previous work. Our results are consistent with those from other authors.

5261 Eureka. Discovered by D. H. Levy and H. E. Holt on 1990 June 20 during the course of the Mars and Earth-crossing Asteroid and Comet Survey conducted by E. M. and C. S. Shoemaker (Holt et al. 1990), the first known images of this object date back to 1979 November and its dynamics has been studied in detail for more than 20 yr. Its diameter is 1.3-2.6 km (Trilling et al. 2007; Burt 2012), its rotational period is 2.69 h and it has a secondary companion with an orbital period of 16.93 h (Burt 2012). The period of its L₅ Trojan motion varies between 1300 and 1400 yr (Mikkola et al. 1994) as a result of the changes in inclination; the orbit is stabilized by the perturbation of the neighbouring planets. Its relative mean longitude is modulated with a major periodicity of nearly 200 000 yr, which is the circulation period for the longitude of perihelion, $\Omega + \omega$. Our calculations confirm that it is an L₅ Mars Trojan as well as all the results in Mikkola et al. (1994), see Fig. 1. Its λ_r oscillates around -60° with an amplitude of 11° and a libration period of 1365 yr. Its eccentricity oscillates mainly due to secular resonances with the Earth and the oscillation in inclination appears to be driven by secular resonances with Jupiter.

(101429) 1998 VF₃₁. This 800 m minor body (Trilling et al. 2007) was nominated as L₅ Trojan by Tabachnik & Evans (1999) shortly after its discovery. We also confirm that it is an L₅ Mars Trojan. Its λ_r oscillates around -60° with an amplitude of 45° and a libration period of 1425 yr, see Fig. 1. The libration amplitude is much larger than that of Eureka and, consistently, its orbit appears to be less stable. As in the previous case, oscillations in eccentricity are driven by the Earth and those in inclination by Jupiter. Fig. 1 clearly shows that 101429 is not a dynamical analogue of Eureka; the evolution of its λ_r , a and e is not similar to that of Eureka. The intrinsically different nature of these two objects has been further confirmed by spectroscopic results (Rivkin et al. 2007; Lim et al. 2011). Its origin points to a possible capture event 3.9 Gyr ago (Rivkin et al. 2007).

(121514) 1999 UJ₇. This object is first mentioned as an L₄ Mars Trojan by Rivkin et al. (2003); they also point out that its visible spectrum is different from those of Eureka or 101429. It is likely a P-asteroid and the largest of the known Mars Trojans with a rotational period of 21.2 h (Burt 2012). Our calculations confirm that this object is following a tadpole orbit east of Mars so it is an L₄ Mars Trojan. Its λ_r oscillates around $+60^\circ$ in very wide, asymmetric loops with an amplitude of 77° , the largest of all the objects discussed here, and it has a libration period of 1500 yr, see Fig. 2. Simulations (Mikkola et al. 1994) show that, for Mars, stable excursions about L₄ and L₅ as large as 80° occur on time-scales of millions of years which is consistent with our own findings. Oscillations in both eccentricity and inclination are also observed.

2001 DH₄₇. We also confirm that this object is a robust L₅ Mars Trojan. Its λ_r oscillates around -60° with an amplitude of

¹ <http://www.ast.cam.ac.uk/~sverre/web/pages/nbody.htm>

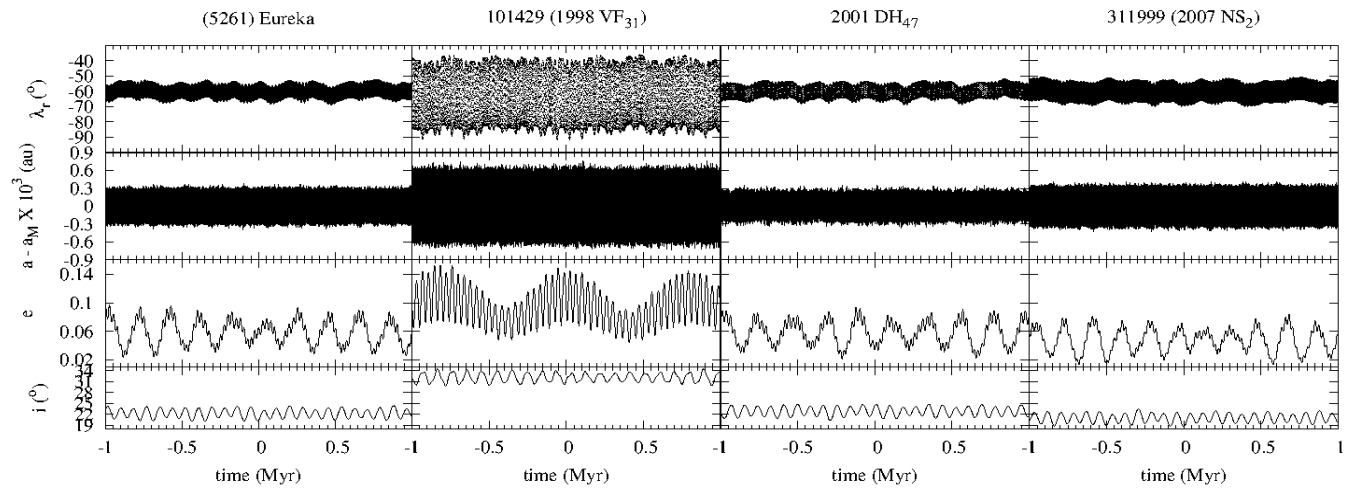
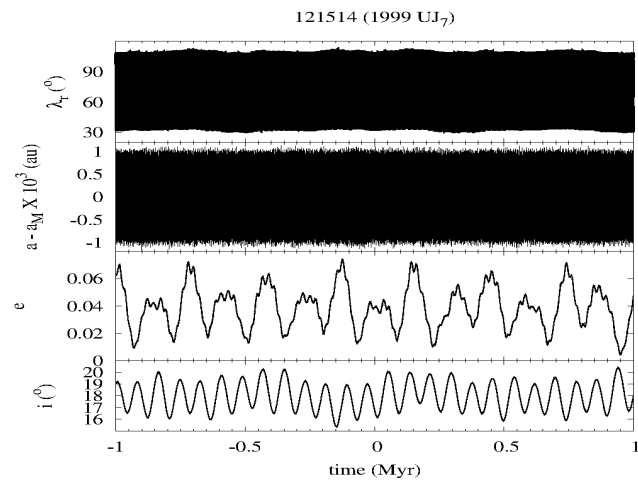
² <http://ssd.jpl.nasa.gov/sbdb.cgi>

³ <http://hamilton.dm.unipi.it/astdys/>

⁴ <http://www.boulder.swri.edu/~hal/swift.html>

Table 1. Heliocentric Keplerian orbital elements of known Mars Trojans. Values include the 1- σ uncertainty. (Epoch = JD2456200.5, 2012-Sep-30.0; J2000.0 ecliptic and equinox. Source: JPL Small-Body Database and AstDyS-2.)

	Eureka	101429	121514	2001 DH ₄₇	311999
semimajor axis, a (au)	= 1.523 536 2	1.524 181 4	1.524 424 5	1.523 798 6	1.523 756 9
	$\pm 0.000\ 000\ 005$	$\pm 0.000\ 000\ 02$	$\pm 0.000\ 000\ 12$	$\pm 0.000\ 000\ 2$	$\pm 0.000\ 000\ 03$
eccentricity, e	= 0.064 767 3	0.100 311 5	0.039 184 3	0.034 659 6	0.053 978 1
	$\pm 0.000\ 000\ 08$	$\pm 0.000\ 000\ 13$	$\pm 0.000\ 000\ 12$	$\pm 0.000\ 000\ 6$	$\pm 0.000\ 000\ 6$
inclination, i ($^\circ$)	= 20.283 11	31.298 20	16.749 27	24.398 79	18.620 98
	$\pm 0.000\ 007$	$\pm 0.000\ 02$	$\pm 0.000\ 012$	$\pm 0.000\ 05$	$\pm 0.000\ 02$
longitude of ascending node, Ω ($^\circ$)	= 245.069 82	221.331 79	347.396 04	147.432 50	282.499 55
	$\pm 0.000\ 014$	$\pm 0.000\ 02$	$\pm 0.000\ 02$	$\pm 0.000\ 04$	$\pm 0.000\ 04$
argument of perihelion, ω ($^\circ$)	= 95.414 85	310.573 87	48.417 49	17.615	176.873 4
	$\pm 0.000\ 07$	$\pm 0.000\ 11$	$\pm 0.000\ 2$	± 0.002	± 0.0002
mean anomaly, M ($^\circ$)	= 236.388 24	32.830 35	321.501 44	53.521	120.741 26
	$\pm 0.000\ 07$	$\pm 0.000\ 13$	$\pm 0.000\ 2$	± 0.003	$\pm 0.000\ 14$
absolute magnitude, H	= 16.1	17.4	16.9	19.7	17.8


Figure 1. Time evolution of various parameters for all the previously known L_5 Mars Trojans.

Figure 2. Same as Fig. 1 but for (121514) 1999 UJ₇, the only known L_4 Trojan.

11 $^\circ$ and a libration period of 1365 yr. Together with Eureka, it has the smallest libration amplitude of all the objects studied here. Its orbital behaviour is also very similar to that of Eureka, see Fig. 1.

(311999) 2007 NS₂. Again, we face a robust L_5 Mars Trojan. Its λ_T oscillates around -60° with an amplitude of 14° and a libration period of 1310 yr. Its orbit is similar to that of Eureka and

Table 2. Heliocentric Keplerian orbital elements of the new objects studied in this research. Values include the 1- σ uncertainty when available. (Epoch = JD2456200.5, 2012-Sep-30.0; J2000.0 ecliptic and equinox. Source: JPL Small-Body Database and AstDyS-2.)

	2011 SC ₁₉₁	2011 SL ₂₅	2011 UN ₆₃
a (au)	= 1.523 809 1	1.523 931 0	1.523 782
	$\pm 0.000\ 000\ 5$	$\pm 0.000\ 000\ 5$	$\pm 0.000\ 002$
e	= 0.044 121 2	0.114 465 7	0.064 627
	$\pm 0.000\ 001\ 3$		$\pm 0.000\ 007$
i ($^\circ$)	= 18.744 79	21.497 41	20.363 2
	$\pm 0.000\ 05$		$\pm 0.000\ 3$
Ω ($^\circ$)	= 5.799 81	9.431 98	223.573 0
	$\pm 0.000\ 03$		$\pm 0.000\ 2$
ω ($^\circ$)	= 196.400	53.252 46	165.241
	± 0.005		± 0.005
M ($^\circ$)	= 4.422	146.943 43	192.529
	± 0.006		± 0.004
H	= 19.3	19.5	19.9

2001 DH₄₇, see Fig. 1. Out of all Mars Trojans, it currently has the smallest relative (to Mars) semimajor axis, 5.9×10^{-5} au.

4 NEW MARS TROJANS

The three new Trojans follow tadpole orbits around Mars' L_5 and, as in previous cases, they exhibit oscillations in both eccentricity and inclination, see Fig. 3. Their distances to the Earth are always > 0.4 au and their arguments of perihelion ω circulate.

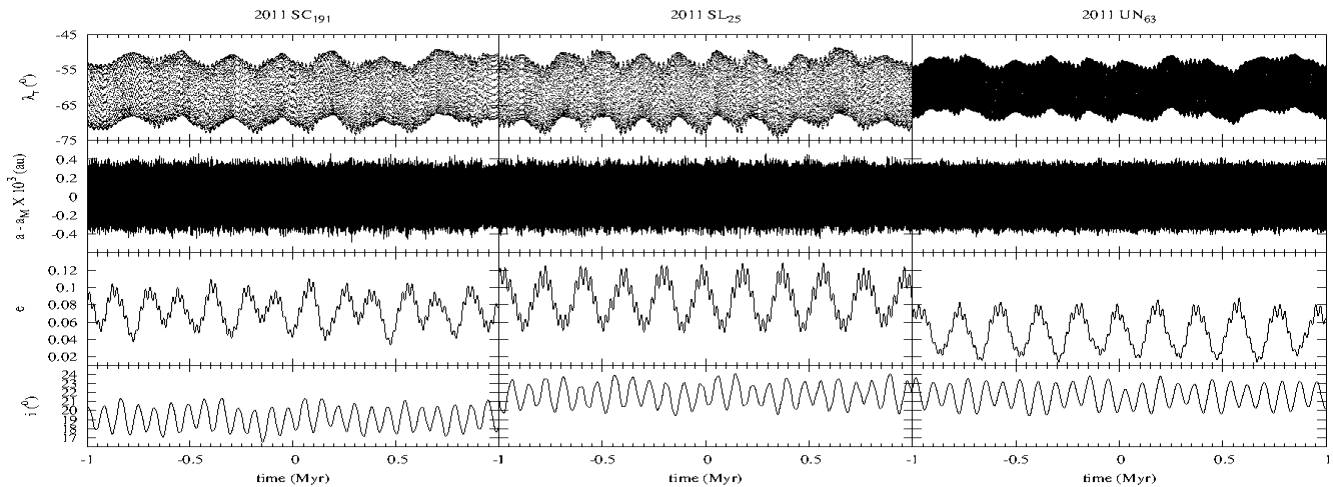


Figure 3. Same as Figs. 1 and 2 but for 2011 SC₁₉₁, 2011 SL₂₅ and 2011 UN₆₃.

2011 SC₁₉₁. It was originally discovered on 2003 March 21 by the Near-Earth Asteroid Tracking (NEAT) project at Palomar and named 2003 GX₂₀, then was lost but re-discovered on 2011 October 31 by the Mt. Lemmon Survey (Pettarin et al. 2011). Its orbit is robust; 45 observations from the years 2003, 2009 and 2011 with an arc length of 3146 d have been used to compute it. Its orbital inclination is significant ($\sim 19^\circ$) but its eccentricity is low (0.04); both values are similar to those of known Mars Trojans. It is a relatively bright object, suitable for spectroscopy, with a typical apparent visual magnitude of nearly 20. Our calculations indicate that it is a stable L₅ Mars Trojan, see Fig. 3. Its relative mean longitude oscillates around -60° with an amplitude of 18° and a libration period of 1300 yr, see Fig. 4. These values are comparable to those of the first Mars Trojan, Eureka (see Section 3); the evolution of their orbits is also very similar, see Fig. 1. The orbit appears to be very stable on Myr time-scales. As in the case of Eureka, λ_r is modulated with a major periodicity of nearly 200 000 yr.

2011 SL₂₅. It was discovered on 2011 September 21 at the Alianza S4 Observatory on Cerro Burek in Argentina. Its orbit has been computed using 76 observations with an arc length of 42 d; even if somewhat reliable, it is in need of further observations in order to make it as robust as that of 2011 SC₁₉₁. Because of its larger eccentricity, it can get brighter than 2011 SC₁₉₁ at nearly 19 mag. Our calculations indicate that it is a stable L₅ Mars Trojan, see Fig. 3. Its λ_r oscillates around -60° with an amplitude of 18° and a libration period of 1400 yr, see Fig. 4.

2011 UN₆₃. It was originally discovered on 2009 September 27 by the Mt. Lemmon Survey and named 2009 SA₁₇₀. After being lost, it was re-discovered on 2011 October 21, again by the Mt. Lemmon Survey. Its orbit is well known; 64 observations with an arc length of 793 days. Its orbital behaviour is similar to that of 2011 SC₁₉₁. Our calculations also indicate that it is a stable L₅ Mars Trojan, perhaps the most stable of this set of three, see Fig. 3. Its λ_r oscillates around -60° with an amplitude of 14° and a libration period of 1350 yr, see Fig. 4, which are comparable to those of Eureka (see Section 3).

5 DISCUSSION AND CONCLUSIONS

The simulated time span studied so far (4 Myr) is not long enough to answer the astrophysically critical question of whether the newly

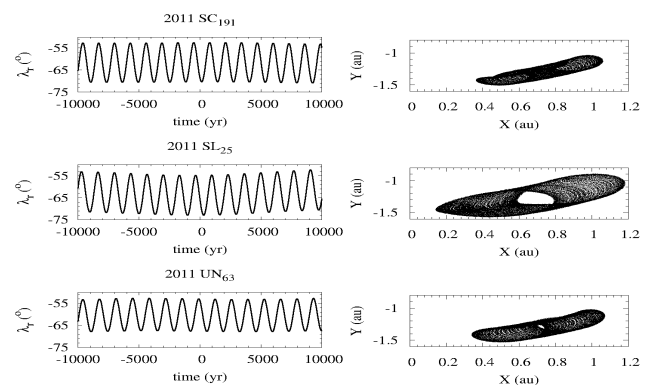


Figure 4. Left-hand panels: details of the evolution of the relative mean longitude for the three objects presented here in the time interval (-10 000, 10 000) yr. Right-hand panels: one tadpole loop starting at $t = 0$ yr in the coordinate system corotating with Mars; tadpole loops are the superposition of multiple epicyclic loops.

found Trojans may have been trapped at the Lagrangian L₅ point of Mars since the formation of the Solar system. To investigate the long-term stability of the three objects we use the SWIFT-RMVS3 integrator. Our ± 4.5 Gyr integrations indicate that the lifetime of the Trojan orbits of the new objects is equivalent to or longer than the Solar system age (see Fig. 5). They all could be primordial objects. We also confirm the long-term stability of the four Mars Trojans studied by Scholl et al. (2005) and conclude that 311999 is also stable on Gyr time-scales. However, our calculations (including control orbits) suggest that 101429 and 121514 are not primordial but were captured about 4 Gyr ago. Some of the control orbits associated with 2011 SL₂₅ are not stable over the entire simulated time. Our ± 2.25 Gyr integrations show stability for all the eight objects.

In this Letter, we have presented solid dynamical evidence in the form of N -body numerical integrations for three new stable Mars Trojans and also provided a comprehensive summary of the dynamics of the previously known objects. After this study, the list of robust Mars Trojans includes eight objects. Unfortunately and with the exception of the first three objects, there is no consensus among Solar system researchers on the robust Trojan nature of 2001 DH₄₇ and 311999 in spite of both having reliable orbits. Even

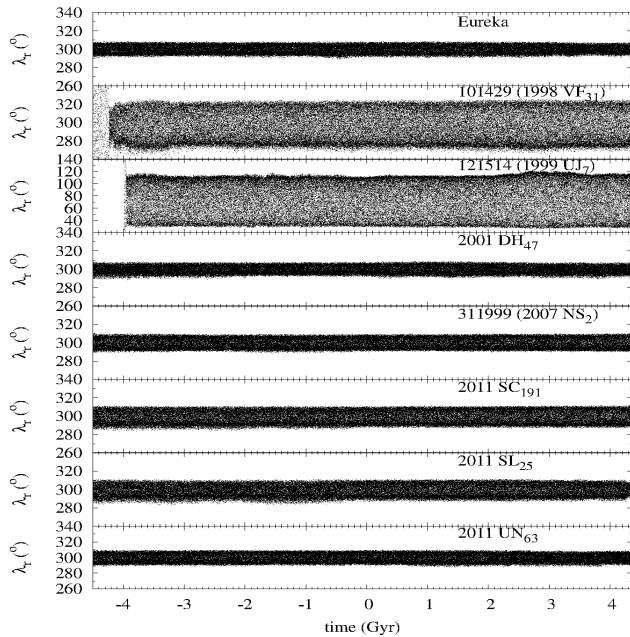


Figure 5. The long-term evolution of the libration amplitude of all known Mars Trojans. All the objects appear to be stable on Gyr time-scales.

the MPC still lists just three objects as genuine Mars Trojans.⁵ The N -body calculations completed for this research clearly show that the eight objects are long-term stable, at least for several Gyr. We also conclude that 101429 is by no means a dynamical analogue of Eureka – their orbital evolution being too different – which is consistent with the rather different spectroscopic signature found by Rivkin et al. (2007). Two of the three new L_5 Trojans move in orbits very similar to that of Eureka which, in the absence of surface composition data, may point to them (and several of the previously known Trojans) being the by-products of the disruption of a larger body. Eureka and 101429 could be collisional fragments of larger bodies as they are highly differentiated (Rivkin et al. 2007). The binarity and relatively fast rotation of Eureka (Burt 2012) as well as the apparently strong asymmetry between the size of the L_4 and L_5 populations (one versus seven) also point in that direction. Although our calculations indicate that most of the currently known and new Mars Trojans are dynamical analogues of Eureka, spectroscopy should settle the question of them also having a common chemical signature with Eureka, an R chondrite (Lim et al. 2011). If, as suggested, they are fragments of a large body, further objects with similar properties should be found (Marzari et al. 1997). Strategies to search for additional Mars Trojans have been recently discussed by Todd et al. (2012).

ACKNOWLEDGEMENTS

We would like to thank S. Aarseth, H. Levison and M. Duncan for providing the codes used in this research and the referee, F. Marzari, for his constructive and very useful report. This work was partially supported by the Spanish ‘Comunidad de Madrid’ under grant CAM S2009/ESP-1496 (Dinámica Estelar y Sistemas Planetarios). We also thank M. J. Fernández-Figueroa, M. Rego

Fernández and the Department of Astrophysics of the Universidad Complutense de Madrid (UCM) for providing excellent computing facilities. Most of the calculations and part of the data analysis were completed on the ‘Servidor Central de Cálculo’ of the UCM and we thank S. Cano Alsúa for his help during this stage. In preparation of this Letter, we made use of the NASA Astrophysics Data System, the ASTRO-PH e-print server and the MPC data server.

NOTE ADDED IN PRESS

After this work was accepted by MNRAS Letters, a relevant paper was submitted by A. A. Christou to astro-ph (astro-ph/1303.0420). He arrives to similar conclusions regarding the three objects discussed here but using different techniques (Christou 2013).

REFERENCES

- Aarseth S. J., 2003, *Gravitational N-body simulations*. Cambridge Univ. Press, Cambridge, p. 27
- Bottke W. F. Jr., Vokrouhlický D., Rubincam D. P., Nesvorný D., 2006, *Annu. Rev. Earth Planet. Sci.*, 34, 157
- Bowell E., Holt H. E., Levy D. H., Innanen K. A., Mikkola S., Shoemaker E. M., 1990, *BAAS*, 22, 1357
- Brasser R., Lehto H. J., 2002, *MNRAS*, 334, 241
- Burt B. J., 2012, MSc thesis, Northern Arizona University, Flagstaff, USA
- Christou A. A., 2013, *Icarus*, 224, 144
- Connors M., Stacey G., Brasser R., Wiegert P., 2005, *Planet. Space Sci.*, 53, 617
- de la Fuente Marcos C., de la Fuente Marcos R., 2012, *MNRAS*, 427, 728
- Einarsson S., 1913, PhD thesis, University of California, Berkeley, USA
- Giorgini J. D. et al., 1996, *BAAS*, 28, 1158
- Holt H. E., Levy D., Olmstead C. M., Bowell E., Helin E., Roman B., Lawrence K., 1990, *IAU Circ.*, 5045, 1
- Howell E. S., Rivkin A. S., Binzel R. P., Bus S. J., 1995, *BAAS*, 27, 1058
- Izidoro A., Winter O. C., Tsuchida M., 2010, *MNRAS*, 405, 2132
- Kozai Y., 1962, *AJ*, 67, 591
- Levison H., Duncan M. J., 1994, *Icarus*, 108, 18
- Lim L. F., Emery J. P., Mueller M., Rivkin A. S., Trilling D., Burt B. J., 2011, in *EPSC-DPS Joint Meeting 2011*, p. 1199
- Makino J., 1991, *ApJ*, 369, 200
- Marzari F., Farinella P., Davis D. R., Scholl H., Campo Bagatin A., 1997, *Icarus*, 125, 39
- Marzari F., Scholl H., Murray C., Lagerkvist C., 2002, in *Bottke W. F. Jr., Cellino A., Paolicchi P., Binzel R. P., eds, Asteroids III*, The University of Arizona Press, Tucson, p. 139
- Mikkola S., Innanen K., 1994, *AJ*, 107, 1879
- Mikkola S., Innanen K., Muinonen K., Bowell E., 1994, *Celest. Mech. Dyn. Astron.*, 58, 53
- Pettarin E. et al., 2011, *MPEC 2011-T02*
- Rivkin A. S., Binzel R. P., Howell E. S., Bus S. J., Grier J. A., 2003, *Icarus*, 165, 349
- Rivkin A. S., Trilling D. E., Thomas C. A., DeMeo F., Spahr T. B., Binzel R. P., 2007, *Icarus*, 192, 434
- Rodriguez J. et al., 2007, *MPEC 2007-O03*
- Scholl H., Marzari F., Tricarico P., 2005, *Icarus*, 175, 397
- Schwarz R., Dvorak R., 2012, *Celest. Mech. Dyn. Astron.*, 113, 23
- Standish E. M., 1998, *JPL Planetary and Lunar Ephemerides, DE405/LE405*. Interoffice Memo. 312.F-98-048, NASA JPL
- Tabachnik S., Evans N. W., 1999, *ApJ*, 517, L63
- Tabachnik S., Evans N. W., 2000, *MNRAS*, 319, 63
- Ticha J. et al., 1998, *MPEC 1998-W04*
- Todd M., Tanga P., Coward D. M., Zadnik M. G., 2012, *MNRAS*, 424, 372
- Trilling D. E., Rivkin A. S., Stansberry J. A., Spahr T. B., Crudo R. A., Davies J. K., 2007, *Icarus*, 192, 442

⁵ <http://www.minorplanetcenter.net/iau/lists/MarsTrojans.html>