

Topologically protected mid-gap states induced by impurity in one-dimensional superlattices

Li-Jun Lang* and Shu Chen†

*Beijing National Laboratory for Condensed Matter Physics,
Institute of Physics, Chinese Academy of Sciences, Beijing 100190, China*

(Dated: August 10, 2018)

Based on the discovery of the nontrivial topology of one-dimensional superlattices, we show that midgap states will emerge in such systems induced by a single on-site impurity. Besides the trivial bound state located at the impurity site, these midgap states are localized at the adjacent sides of the impurity, carrying the information of the topology and behaving like the effect of the open boundary conditions in the limit of a large attractive or repulsive impurity potential. Using this feature, the impurity can be used to detect the topology of the superlattice system and to realize the adiabatic pumping between the opposite sides of the impurity in cold-atom experiments or in photonic crystals.

PACS numbers: 05.30.Fk, 03.75.Hh, 73.21.Cd

I. INTRODUCTION

In recent years, due to the very fast development of the cold atom techniques¹, quantum simulation of topological insulators in cold atomic systems has been attracting more and more attentions experimentally and theoretically². However, while nearly all studies focus on the two-dimensional or three-dimensional systems, one-dimensional (1D) topological insulators are less known besides the Su-Schrieffer-Heeder model³. Recently, the discovery of the topology of 1D superlattices adds a new member^{4,5}. Because of the easy realization of the superlattices both in cold atoms⁶ and in photonic quasicrystals⁵, it paves the way of studying the topology of 1D superlattices, to date including topological phase transitions⁷, fractional topological states⁸, Z_2 topological insulators^{9,10}, topological Mott insulators¹¹, and even topological superconductors¹².

As we know that the detection of the topological edge states depends on the open boundary conditions (OBCs) of the system¹³, in cold atoms the confining harmonic trap blurs the boundary effects, making the edge states not obvious¹⁴. To demonstrate the nontrivial topology of the 1D superlattices, a variety of proposals have been given, such as detecting the plateaus in the density profile subjected to a harmonic trap in cold atoms⁴, and the direct observation of the localized edge states using waveguides⁵. In this paper, we find that a single on-site impurity will induce midgap states for the superlattices and they are localized next to the impurity site in the limit of the large impurity potential, behaving like the edge states under OBCs. Using this feature, we can easily detect these states in the interior of the system instead of at the boundaries, and also realize the transportation of midgap states between the opposite sides of the impurity. By the technique of the spatially resolved radio-frequency spectroscopy (SRRFS)¹⁶, the local density of states (LDOS) can be measured directly. So the impurity supplies a more direct and realistic scheme to study the topology of the 1D superlattices.

The paper is organized as follows: After a brief introduction, in Sec. II we first introduce the midgap states induced by a single on-site impurity in 1D spinless fermionic superlattices and show the relationship of these states to the Z -type topology possessed by such superlattices. In Sec. III, the behavior of the midgap states can be used to show the topology of the superlattices by the technique of the SRRFS in cold atoms to detect the LDOS in the harmonic trap. Sec. IV generalizes the discussion to the spin-1/2 case and the relationship of these states to the Z_2 -type topology. Alternatively, Sec. V gives another scheme to demonstrate the topology of superlattices through midgap states using photonic crystals and realizes the adiabatic pumping between opposite sides of the impurity. In Sec. VI, we have a summary.

II. Z-TYPE TOPOLOGICAL INSULATORS WITH A SINGLE ON-SITE IMPURITY

Firstly, we concentrate on the 1D tight-binding superlattices for spinless fermions with L lattice sites, doped with a single on-site impurity. The Hamiltonian is as follows:

$$H = -t \sum_i (\hat{c}_i^\dagger \hat{c}_{i+1} + \text{H.c.}) + \sum_i V_i \hat{n}_i + F \hat{n}_0, \quad (1)$$

where \hat{c}_i^\dagger (\hat{c}_i) is the creation (annihilation) operator at site- i for spinless fermions, and $\hat{n}_i = \hat{c}_i^\dagger \hat{c}_i$. t is the hopping amplitude and set to be the unit of energy. $V_i = V \cos(2\pi\alpha ia + \delta)$ is the on-site modulated potential with V being the strength, $1/\alpha$ the periodicity, and δ the arbitrary phase shift. F is the potential of the impurity. Without loss of generality, we choose odd number of lattice sites and put the impurity at the center of the chain (the center site is labeled as the origin) in the following discussion. The lattice spacing, a , is taken to be 1, for convenience.

Without the modulation, there is only one bound state localized at the impurity site with its energy lower

($F < 0$) (Fig. 1(a)) or higher ($F < 0$) (Fig. 1(b)) than that of the scattering states. When the superlattice is turned on, besides the trivial bound states, there are also some states emerging within the bulk gaps. These midgap states are also localized. However, they are not localized at the impurity site but on the ones nearest to it (Fig. 2). Because the behaviors of the cases for $F > 0$ and $F < 0$ are similar except for the energies of the trivial bound states, we mainly focus on the $F < 0$ case below.

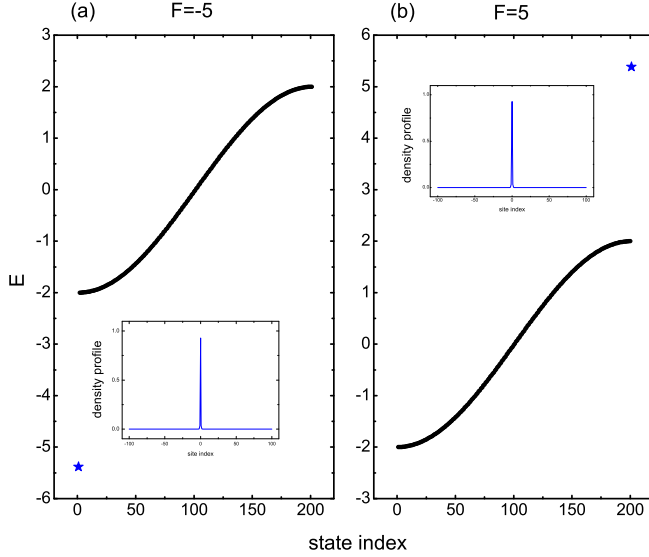


FIG. 1: The single particle eigenenergies in ascending order with (a) the attractive ($F = -5$) and (b) the repulsive ($F = 5$) impurities located at the center of the 1D tight-binding chain without modulation under PBCs. The insets are density profiles of the bound states labeled by blue stars, which are localized at the impurity site with energies (a) lower or (b) higher than that of the scattering continuous. Here we choose $t = 1, L = 201$.

We have known that without the impurity, this 1D superlattice system is topologically non-trivial^{4,5}, which is clearly seen when we adiabatically shift the phase, δ , under OBCs the edge states will connect the nearest bulk bands and thus transfer from one end of the chain to the other. A Z -type topological invariant, Chern number, can be defined in the (k, δ) -space under periodic boundary conditions (PBCs)⁴, i.e., $C = \frac{1}{2\pi} \int_0^{2\pi/q} dk \int_0^{2\pi} d\delta [\partial_k A_\delta - \partial_\delta A_k]$ with the Berry connection $A_s = i\langle \phi(k, \delta) | \partial_s | \phi(k, \delta) \rangle$ ($s = \delta, k$), where k is the quasimomentum and $\phi(k, \delta)$ is the Bloch wavefunction of the Hamiltonian for each δ .

Now if we turn on the impurity potential, the midgap states appear in each bulk gap varying with the phase shift δ (Figs. 3(a) and 3(e)), and as the strength of the impurity potential, V , increases, these states will become more and more localized at the adjacent sites of the impurity, and connect the nearest bulk bands just like the edge states under OBCs (Fig. 3(e)). Different from the

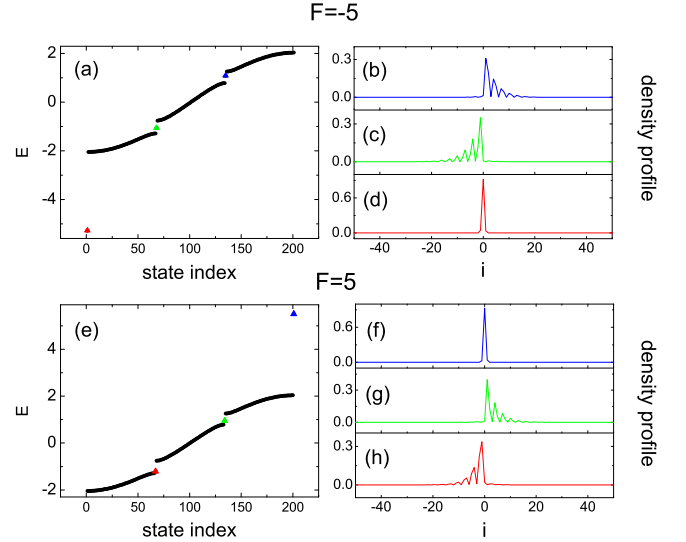


FIG. 2: For the attractive ($F = -5$) (a-d) and the repulsive ($F = 5$) (e-h) impurity with the periodic modulation, $\alpha = 1/3$, the eigenenergies with the midgap states labeled by colored triangles are shown in ascending order. The corresponding density profiles (b-d, f-h) of the midgap states in the same color demonstrate the ways of localization at one side of the impurity or the impurity site. The other parameters we choose are $t = 1, L = 201, V = 0.5, \delta = \pi/4$ under PBCs.

edge states, when we shift the phase of the superlattice the midgap states do not transfer from one edge to the other, but from one side of the impurity to the other, which just happens at a very small space helpful to the experimental detection. So naturally the single on-site impurity is a good candidate for detecting the topological properties of the superlattice systems, which has been proposed to detect zero-mode Majorana fermions in p -wave topological superconductors^{15,17}.

III. DETECTION OF MIDGAP STATES IN COLD ATOMS

To realize the superlattice Hamiltonian (1) in cold atoms⁶, we first trap an atomic gas in a primitive 1D optical lattice potential, $V_1(x) = V_1 \cos^2(k_1 x)$, with the wave number k_1 and the strength V_1 , then superimpose a secondary optical lattice potential, $V(x) = V \cos(k_2 x + \delta)$, with wave number k_2 as a weak perturbation if $V_1 \gg V$. In the framework of the tight-binding approximation, the primitive and the secondary optical lattices are mainly supplying the hopping term and the on-site term of the Hamiltonian (1), respectively. Here $\alpha = k_2/k_1$ can be tuned by the wave numbers of the two sets of optical lattices and δ is the overall relative phase shift between them¹⁸.

We know that the observation of the edge states is difficult in cold atom experiments due to the harmonic trap

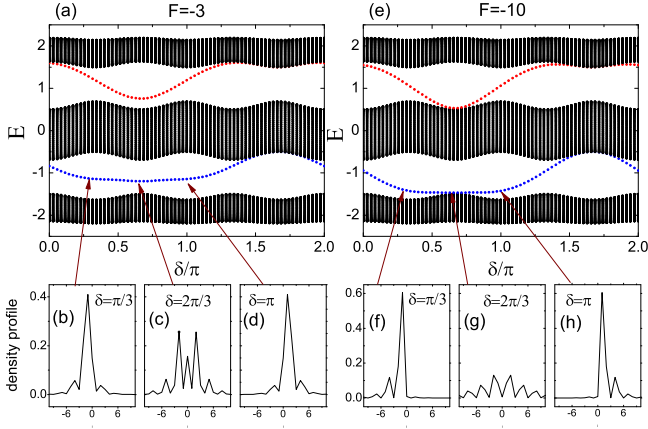


FIG. 3: The eigenenergies versus δ for a single impurity of a weaker ($F = -3$) (a-d) and a stronger ($F = -10$) (e-h) on-site potentials under the periodic modulation, $\alpha = 1/3$. The midgap states are labeled by colored dots, which tend to connect the nearest bulk bands and to localize at one side of the impurity in the limit of a large impurity potential. The corresponding density profiles show some specific point of δ 's to demonstrate the transfer from one side to the other. The other parameters we choose are $t = 1, L = 201, V = 1$ under PBCs.

for confining Bose-Einstein condensates (BECs), which weakens the boundary conditions and reduces the particles at both wings of the trap. Here we show that the impurity can induce midgap states and has the similar effect of the OBCs in the uniform systems. These midgap states hold the information of the topology of this system and behave like the edge states only in a very small space as we mentioned before and overcome the shortcomings from the harmonic trap. So placing an impurity into the center of the harmonic trap can transfer the detection of the topological edge states from boundaries of the system to the interior, and the localization of the midgap states will be much more notable than those when they are at edges.

We calculate the LDOS in Lehmann representation at zero temperature,

$$\rho(i, \omega) = \sum_n [|\langle G | c_i | n \rangle|^2 \delta(\omega - \omega_{n0}) + |\langle G | c_i^\dagger | n \rangle|^2 \delta(\omega + \omega_{n0})], \quad (2)$$

where $\omega_{n0} = E_n - E_0$ with $|G\rangle$ and $|n\rangle$ being the ground state with energy E_0 and the n -th excited state with energy E_n , respectively. This quantity can be directly measured experimentally by SRRFS¹⁶. Fig. 4 shows the LDOS after adding the harmonic trap term, $H_h = V_h i^2$ with V_h being the strength of the trap. We can see that as we tune the δ , the midgap states are firstly localized at one side of the impurity, then merge into the bulk bands becoming extended, and finally transfer to the other side of the impurity.

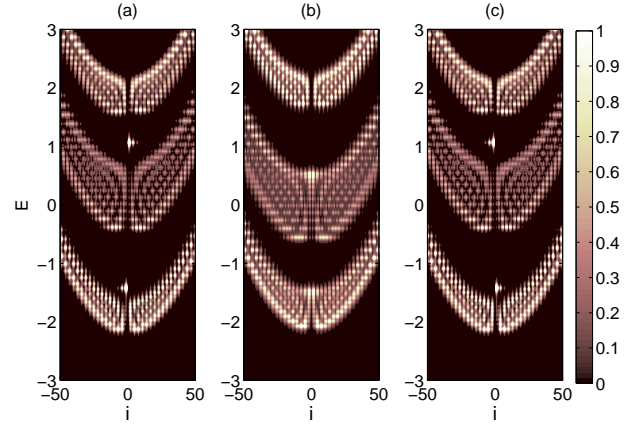


FIG. 4: LDOS for spinless fermions with a single impurity of a large on-site potential ($F = -10$) within a slowly varying harmonic trap ($V_h = 0.0005$). The midgap states in the bulk gaps are transferred from one side of the impurity to the other by tuning the phase shift, (a) $\delta = \pi/3$, (b) $\delta = 2\pi/3$, (c) $\delta = \pi$. Here we take $\alpha = 1/3, t = 1, L = 201, V = 1$.

IV. Z_2 -TYPE TOPOLOGICAL INSULATORS WITH A SINGLE ON-SITE IMPURITY

For spin-1/2 fermions, a spin-dependent secondary optical lattice is added with the form $V(x) = V \cos(2\pi\alpha x \pm \delta)$, which can be implemented by two counter-propagating laser beams with linearly polarizations forming an angle 2δ ^{19,20}. So Hamiltonian (1) can be extended to the spin-dependent one just regarding $\hat{c}_i = (\hat{c}_{i\uparrow}, \hat{c}_{i\downarrow})^T$ as a two-component spinor for spin-up and spin-down fermionic operators and V_i as $V_i = \text{diag}(V \cos(2\pi\alpha i + \delta), V \cos(2\pi\alpha i - \delta))$. From the same procedure like the 1D spinless superlattice to simulate the quantum Hall effect and demonstrate the Z -type topology, this generalized 1D spin-dependent superlattice can be used to simulate the quantum spin Hall effect and demonstrate the Z_2 -type topological insulators⁹. Likewise, here the spin-dependent Chern number can be also defined in the (k, δ) -space under PBCs as $C_\sigma = \frac{1}{2\pi} \int_0^{2\pi/q} dk \int_0^{2\pi} d\delta [\partial_k A_{\delta\sigma} - \partial_\delta A_{k\sigma}]$ ($\sigma = \uparrow$ or \downarrow) with the spin-dependent Berry connection $A_{s\sigma}$ and the Bloch wave function $\phi(k, \delta)$ for fixed δ . Using these spin-dependent Chern numbers, a total Z_2 topological invariant is constructed as $\nu = (C_\uparrow - C_\downarrow)/2$, which demonstrates the Z_2 -type topology. Furthermore, this formalism is also applicable to spin-orbit systems where the total spin does not conserve, the only change of these definitions for the topological invariants is to replace the fermions by quasi-fermions which are the mixture of the spin-up and spin-down fermions with pseudo-spins. As long as the bulk gap does not close, the topology of the system will not change.

When the impurity is embedded, because of the presence of the spin-dependent potentials of the superlattice, different from the spinless case, the system may possess

simultaneously spin-up and spin-down fermions localized at one side or both sides of the impurity. In principle, we can always translate the whole superlattice by a phase, δ_0 , which makes the midstates shift wholly by δ_0 , i.e., $V_i = \text{diag}(V \cos(2\pi\alpha i - \delta_0 + \delta), V \cos(2\pi\alpha i - \delta_0 - \delta))$. By tuning the whole phase δ_0 and the relative phase δ , we can manipulate the emergence of the midgap states at one side or both sides of the impurity simultaneously or non-simultaneously. For example, without the phase difference of the two component fermions, the whole spectrum is of double degeneracy with spin-up and spin-down fermions having the same energy, and the midgap states will always be localized at the same side of the impurity for fixed δ_0 . Another case is that we can always make the whole spectrum mirror-symmetric with respect to $\delta = \pi$ by tuning δ_0 , e.g. $\delta_0 = \pi/3$ for the case of $\alpha = 1/3$. Thus the spectrum for fixed δ is still of double degeneracy with each spin of the midgap states not localized at the same side of the impurity but at the opposite side separately and simultaneously. Fine-tuning the both phases, we may get a rich physics. Here we mainly demonstrate the physics of the second case with $\delta_0 = \pi/3$ for the case of $\alpha = 1/3$ to make the whole spectrum mirror-symmetric.

Within the same harmonic trap independent of spins in cold atom experiments as the spinless one, we can also measure the LDOS for each spin using the SRRFS. As the relative phase δ changes, the positions of spin-up and spin-down midgap states will be exchanged (Fig. 5).




FIG. 5: LDOS for spin-up and spin-down fermions with a single impurity of a large attractive potential ($F = -10$) within a slowly varying harmonic trap ($V_h = 0.0005$). The midgap states for opposite spins in the bulk gaps are exchanged from one side of the impurity to the other by tuning the phase shift, (a) $\delta = \pi/3$, (b) $\delta = \pi$. Here we take $\alpha = 1/3, t = 1, L = 201, V = 1$.

V. PHOTONIC CRYSTALS AND THE ADIABATIC PUMPING

Due to the realization of the superlattices in photonic crystals⁵, another way to realize and detect the topology of superlattices is with the help of photonic crystals. In the experiment of Ref.⁵, the superlattice can be implemented by a set of coupled single-mode waveguides and the propagating light can hop between the neighboring waveguides. The on-site and the hopping terms of the superlattice can be controlled by the refraction index of the waveguides and the spacing between them, respectively. The propagating direction can be used to detect the evolution of the injected light. In this setup, we do not need harmonic trap and it is more easily to add a single on-site impurity by just tuning one waveguide's refraction index. So the above phenomena for the midgap states can be also seen in this photonic crystal setup. If we inject a light into the waveguide nearest to the impurity waveguide, we will see a localized or an extended light signal coming out depending on the δ we choose for the superlattice. To realize the spinful superlattices, two kinds of injected light to feel the difference of the lattice potential are needed.

Besides the detection of the midgap states, we can also use the photonic crystals to realize the adiabatic pumping of the midgap states from one side of the impurity to the other. This process should rely on the 'off-diagonal' version of the on-site modulated superlattices, which has the similar properties as the on-site one and can be realized by varying the spacings of waveguides along the propagating direction. The Hamiltonian is as follows:

$$H = - \sum_i [(t + t_i) \hat{c}_i^\dagger \hat{c}_{i+1} + \text{H.c.}] + F \hat{n}_0, \quad (3)$$

where $t_i = V \cos(2\pi\alpha i + \delta)$ and t is set to the unit of energy. To realize the adiabatic pumping in this "off-diagonal" version of superlattices, the propagating axis is used to mimic the slowly varying of the phase shift δ of the whole superlattice by changing the spacings of the waveguides along this axis. As the injected light propagates in this set of waveguides, the δ varies as well⁵. Fig. 6 shows the spectrum of the Hamiltonian (3) with respect to δ . If we inject a light into the waveguides right-nearest to the impurity one at $\delta = 0.5\pi$ in the beginning, it will be localized at this site, and then as the light propagates, the δ will be changed and the light will be expanded to other sites at $\delta = \pi$, and finally it will become localized at the left side of the impurity at $\delta = 1.5\pi$. So through this process we can pump the midgap states from one side of the impurity to the other. Likewise, for spin-1/2 fermions we can also pump the spins from one side to the other or exchange different spins. This kind of manipulation may be used in quantum information technique to control the states or spins.

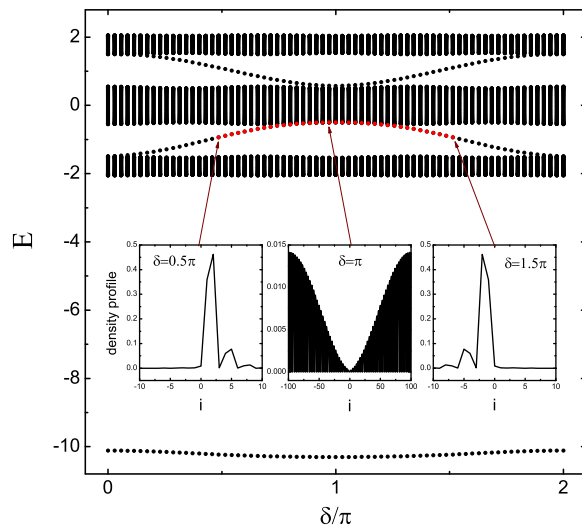


FIG. 6: The eigenenergies versus δ for the 'off-diagonal' version of superlattices (3) with a single on-site impurity of a large ($F = -10$) on-site potentials under the periodic modulation, $\alpha = 1/3$. The pumping process of the midgap state are painted red. The insets are the density profiles show the initial ($\delta = 0.5\pi$), middle ($\delta = \pi$), and final ($\delta = 1.5\pi$) points of the δ to demonstrate the transfer from one side of the impurity to the other. The other parameters we choose are $t = 1, L = 201, V = 1$ under PBCs.

VI. SUMMARY

In summary, we show that a single on-site impurity will induce midgap states in the 1D topologically nontrivial superlattices. In the limit of a large impurity potential, these states will be localized next to the impurity site and behave like the edge states under OBCs. Based on this character of the midgap states, we propose an easier and more realistic scheme to detect the topology of 1D superlattices. In cold atoms, we calculate the LDOS for the SRRFS measurement to demonstrate the localization and the transfer of the midgap states for the spinless and spin-1/2 1D superlattices. Alternatively, the photonic crystal scheme is also proposed to demonstrate the feature of the midgap states and can be used to realize the adiabatic pumping. Our proposals are supplying a good way to show the topology of 1D superlattices and may be also helpful to the manipulation of the midgap states for quantum information.

Acknowledgments

This work has been supported by National Program for Basic Research of MOST, NSF of China under Grants No.11121063 and No.11174360, and 973 grant.

-
- * Electronic address: langlijun84@gmail.com
† Electronic address: schen@iphy.ac.cn
- ¹ I. Bloch, J. Dalibard, and W. Zwerger, Rev. Mod. Phys. 80, 885 (2008).
 - ² M. Z. Hasan and C. L. Kane, Rev. Mod. Phys. 82, 3045 (2010); X.-L. Qi and S.-C. Zhang, Rev. Mod. Phys. 83, 1057 (2011).
 - ³ W. P. Su, J. R. Schrieffer, and A. J. Heeger, Phys. Rev. Lett. 42, 1698 (1979).
 - ⁴ L.-J. Lang, X. M. Cai, and S. Chen, Phys. Rev. Lett. 108, 220401.
 - ⁵ Y. E. Kraus, Y. Lahini, Z. Ringel, M. Verbin, and O. Zilberberg, Phys. Rev. Lett. 109, 106402 (2012).
 - ⁶ L. Fallani, J. E. Lye, V. Guarrera, C. Fort, and M. Inguscio, Phys. Rev. Lett. 98, 130404 (2007); G. Roati, C. D. Errico, L. Fallani, M. Fattori, C. Fort, M. Zaccanti, G. Modugno, M. Modugno, and M. Inguscio, Nature (London) 453, 895 (2008).
 - ⁷ Y. E. Kraus, O. Zilberberg, Phys. Rev. Lett. 109, 116404 (2012); M. Verbin, O. Zilberberg, Y. E. Kraus, Y. Lahini, Y. Silberberg, *ibid.* 110, 076403 (2013).
 - ⁸ Z. Xu, L. Li, and S. Chen, arXiv:1210.7696.
 - ⁹ F. Mei, S.-L. Zhu, Z.-M. Zhang, C. H. Oh, and N. Goldman, Phys. Rev. A 85, 013638 (2012).
 - ¹⁰ S. Ganeshan, K. Sun, and S. D. Sarma, arXiv:1301.5639.
 - ¹¹ Z. Xu, and S. Chen, arXiv:1301.4709; S.-L. Zhu, Z. D. Wang, Y.-H. Chan, L.-M. Duan, Phys. Rev. Lett. 110, 075303 (2013).
 - ¹² M. Tezuka and N. Kawakami, Phys. Rev. B 85, 140580(R) (2012); L.-J. Lang and S. Chen, Phys. Rev. B 86, 205135 (2012); W. DeGottardi, D. Sen, and S. Vishveshwara, arXiv:1208.0015; X. Cai, L.-J. Lang, S. Chen, and Y. Wang, arXiv:1208.2532; I. I. Satija and G. G. Naumis, arXiv:1210.5159.
 - ¹³ Y. Hatsugai, Phys. Rev. B 48, 11851 (1993); Phys. Rev. Lett. 71, 3697 (1993).
 - ¹⁴ M. Buchhold, D. Cocks, and W. Hofstetter, Phys. Rev. A 85, 063614 (2012).
 - ¹⁵ H. Hu, L. Jiang and H. Pu, Y. Chen, and X.-J. Liu, Phys. Rev. Lett. 110, 020401 (2013).
 - ¹⁶ Y. Shin, C. H. Schunck, A. Schirotzek, and W. Ketterle, Phys. Rev. Lett. 99, 090403 (2007).
 - ¹⁷ X.-J. Liu, Phys. Rev. A 87, 013622 (2013).
 - ¹⁸ T. Salger, C. Geckeler, S. Kling, and M. Weitz, Phys. Rev. Lett. 99, 190405 (2007).
 - ¹⁹ V. Finkelstein, P. R. Berman, and J. Guo, Phys. Rev. A 45, 1829 (1992).
 - ²⁰ D. Jaksch, H.-J. Briegel, J. I. Cirac, C. W. Gardiner, and P. Zoller, Phys. Rev. Lett. 82, 1975 (1999).