

# A GRAVITATIONAL LENS MODEL FOR THE LY $\alpha$ EMITTER, LAE 221724+001716 AT $z = 3.1$ IN THE SSA 22 FIELD<sup>1,2</sup>

Y. NAKAHIRO<sup>3</sup>, Y. TANIGUCHI<sup>4</sup>, A. K. INOUE<sup>5</sup>, Y. SHIOYA<sup>4</sup>, M. KAJISAWA<sup>3,4</sup>, M. A. R. KOBAYASHI<sup>4</sup>, I. IWATA<sup>6</sup>, Y. MATSUDA<sup>7</sup>, T. HAYASHINO<sup>8</sup>, A. R. TANAKA<sup>3</sup>, AND K. HAMADA<sup>3</sup>

*Received 2012 December 21; accepted 2013 February 13; published 2013 ?? ??*

## ABSTRACT

During the course of our Lyman continuum imaging survey, we found that the spectroscopically confirmed Ly $\alpha$  emitter LAE 221724+001716 at  $z = 3.10$  in the SSA 22 field shows strong Lyman continuum emission ( $\lambda_{\text{rest}} \sim 900 \text{ \AA}$ ) that escapes from this galaxy. However, another recent spectroscopic survey revealed that the supposed Lyman continuum emission could arise from a foreground galaxy at  $z = 1.76$  if the emission line newly detected from the galaxy at  $\lambda_{\text{obs}} \approx 3360 \text{ \AA}$  is Ly $\alpha$ . If this is the case, as the angular separation between these two galaxies is very small ( $\approx 0.6''$ ), LAE 221724+001716 at  $z = 3.10$  could be amplified by the gravitational lensing caused by this intervening galaxy. Here we present a possible gravitational lens model for the system of LAE 221724+001716. First, we estimate the stellar mass of the intervening galaxy as  $M_* \sim 3.5 \times 10^9 M_\odot$  from its UV luminosity and  $\sim 3.0 \times 10^7 - 2.4 \times 10^9 M_\odot$  through the SED fitting. Then, we find that the gravitational magnification factor ranges from 1.01 to 1.16 using the so-called singular isothermal sphere model for strong lensing. While LAE 221724+001716 is the first system of an LAE-LAE lensing reported so far, the estimated magnification factor is not so significant because the stellar mass of the intervening galaxy is small.

*Subject headings:* galaxies: high-redshift — cosmology: observations — gravitational lensing: strong

## 1. INTRODUCTION

Toward resolving the cosmic reionization sources, observations directly detecting the Lyman continuum ( $\lambda_{\text{rest}} < 912 \text{ \AA}$ , hereafter LyC) from galaxies at  $z > 3$  have proceeded in the last decade (Steidel et al. 2001; Giallongo et al. 2002; Fernández-Soto et al. 2003; Inoue et al. 2005; Shapley et al. 2006; Iwata et al. 2009; Vanzella et al. 2010a; Boutsia et al. 2011; Nestor et al. 2011, 2012). Iwata et al. (2009) and Nestor et al. (2011, 2012) reported the largest number of individual detections of the LyC from galaxies in the SSA22 field where a massive proto-cluster of galaxies at  $z = 3.10$  was found (Steidel et al. 1998; Hayashino et al. 2004). Extremely strong LyC detected from some sample galaxies suggested that they contain a primordial stellar population like metal-free stars with mass fraction of 1–10% (Inoue et al. 2011). However, Vanzella et al. (2010b) raised a possibility that the supposed LyC detected from the galaxies come from a foreground galaxy closely aligned along the line-of-sight toward the background  $z \sim 3$  galaxies. The LyC observers discussed this possibility in their papers and concluded that it was unlikely that all the detections were foreground contamination, while a part of them were so (Iwata et al. 2009; Nestor et

al. 2011, 2012). Indeed, Nestor et al. (2012) found an example of such a contamination: a foreground galaxy very closely ( $< 1''$ ) located in the front of a Ly $\alpha$  emitter (LAE) with the possible LyC detection reported (Iwata et al. 2009; Inoue et al. 2011; Nestor et al. 2011). Hereafter, we call this galaxy LAE 221724+001716.

Because of the small angular separation between the foreground and background galaxies, LAE 221724+001716 may be a strong gravitational lensing system. The gravitational lensing is now recognized as a powerful tool for observational cosmology and galaxy formation and evolution studies (e.g., Kneib & Natarajan 2011; see also Coe et al. 2013 and references therein). The strong lensing enables us to search faint high-redshift galaxies behind galaxy clusters and investigate physical properties of galaxies with higher signal-to-noise ratio by brightening and magnifying effect. If LAE 221724+001716 is a strongly magnified  $z \sim 3$  LAE, the intrinsic luminosity should be very faint, whereas its apparent luminosity is brightest among general LAEs. In this case, this object provides us with a chance to investigate the nature of a faint LAE in detail. Therefore, we try to construct a simple lensing model and estimate the magnification factor of this possible lensing system in this paper.

Throughout this paper, magnitudes are given in the AB system. We adopt a flat universe with  $\Omega_M = 0.3$ ,  $\Omega_\Lambda = 0.7$ , and  $H_0 = 70 \text{ km s}^{-1} \text{ Mpc}^{-1}$ .

## 2. LAE 221724+001716

LAE 221724+001716 is an LAE found in the SSA22 field. Its strong Ly $\alpha$  emission line at  $z = 3.10$  was confirmed by spectroscopy (Matsuda et al. 2006; Iwata et al. 2009; Inoue et al. 2011; Nestor et al. 2012). Its NB497 (central wavelength  $\lambda_c = 4977 \text{ \AA}$ , full width at the half maximum  $\Delta\lambda = 77 \text{ \AA}$ ) magnitude, NB497 = 23.78, is one of the brightest among the LAE candidates in the SSA22 field (Yamada et al. 2012). This object is also classified as a Ly $\alpha$  blob (LAB; No. 35) in Matsuda et al. (2004) because of its spatially extended Ly $\alpha$  emission, but this spatial extent is caused by the connection

kobayashi@cosmos.phys.sci.ehime-u.ac.jp

<sup>1</sup> Based on data collected at the Subaru Telescope, which is operated by the National Astronomical Observatory of Japan.

<sup>2</sup> This paper is dedicated to Mr. Masahiro Nakahiro (the father of the first author), who deceased on the 21st December 2012.

<sup>3</sup> Graduate School of Science and Engineering, Ehime University, Bunkyo-cho 2-5, Matsuyama, Ehime 790-8577, Japan

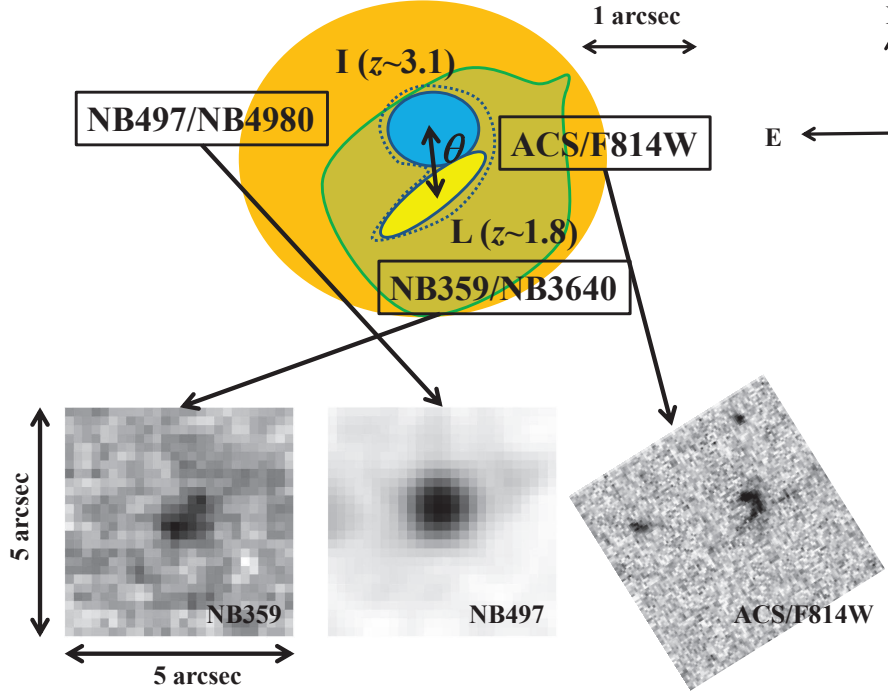
<sup>4</sup> Research Center for Space and Cosmic Evolution, Ehime University, Bunkyo-cho 2-5, Matsuyama, Ehime 790-8577, Japan

<sup>5</sup> College of General Education, Osaka Sangyo University, 3-1-1, Nakagaito, Daito, Osaka 574-8530, Japan

<sup>6</sup> Subaru Telescope, National Astronomical Observatory of Japan, 650 North A'ohoku Place, Hilo, HI 96720, USA

<sup>7</sup> ALMA Office, National Astronomical Observatory of Japan, 2-21-1 Osawa, Mitaka, Tokyo 181-8588, Japan

<sup>8</sup> Research Center for Neutrino Science, Graduate School of Science, Tohoku University, Aramaki, Aoba-ku, Sendai 980-8578, Japan



**Figure 1.** Schematic view of the relative positions of LAE 221724+001716 and the lensing galaxy. The light blue ellipse labeled “I” shows the image of LAE 221724+001716 at  $z = 3.10$  and the yellow ellipse labeled “L” shows the foreground lensing galaxy at  $z = 1.76$ . The orange area shows the *NB497/NB4980* emission that is dominated by the  $\text{Ly}\alpha$  emission from LAE 221724+001716 and the green area shows the *NB359/NB3640* emission that is dominated by the rest-frame UV stellar continuum emission from the foreground galaxy. The angular separation  $\theta$  is defined as the angle between the luminosity-weighted central positions of the *NB3640* and *NB4980* images ( $= 0.6''$ ; Nestor et al. 2011) or *NB359* and *NB497* images ( $= 0.38''$ ; Inoue et al. 2011). For reference, the thumbnail images for *NB359*, *NB497*, and *ACS/F814W* are shown in the bottom column. North is up and east is left. The field of view is  $5'' \times 5''$ .

of the emission line from an eastern close companion object (the separation between them is  $\sim 3''$ ). In fact, around this LAE, there are four objects within  $4''$ : eastern, north, north-western, and western objects as seen in the HST/ACS I band image (see Iwata et al. 2009; Nestor et al. 2011, 2012).

The shape of the central object in the HST/ACS image appears to be peculiar: “*maga-tama*” (ancient Japanese amulet made of stone) like shape. If we look closely at this object, it seems to be composed of two parts as northern “*head*” and southern “*tail*”. Iwata et al. (2009) detected this object in their *NB359* ( $\lambda_c = 3590 \text{ \AA}$ ,  $\Delta\lambda = 150 \text{ \AA}$ ) image tracing the LyC at  $z = 3.10$  and Inoue et al. (2011) named this object “*III-a*”. Nestor et al. (2011) confirmed this detection by their *NB3640* ( $\lambda_c = 3630 \text{ \AA}$ ,  $\Delta\lambda = 100 \text{ \AA}$ ) imaging and named it as “*LAE003*”. There is a slight spatial offset between the *NB359/NB3640* (supposed LyC from LAE 221724+001716 at  $z = 3.10$ ) and *NB497/NB4980* ( $\lambda_c = 4985 \text{ \AA}$ ,  $\Delta\lambda = 80 \text{ \AA}$ ) ( $\text{Ly}\alpha$ ) positions:  $0.4\text{--}0.6''$ . From this small offset, Inoue et al. (2011) suggested a very low possibility that *NB359/NB3640* flux comes from a foreground object. However, Nestor et al. (2012) found an emission line around  $3360 \text{ \AA}$  in the new deep spectrum of this object, strongly suggesting the presence of a foreground galaxy very closely aligned toward the  $z = 3.10$  LAE. If this emission line is  $\text{Ly}\alpha$ , the foreground galaxy lies at  $z = 1.76$ . Nestor et al. (2012) also noted that the southern tail is the foreground galaxy because of a small spatial offset of the  $3360 \text{ \AA}$  line and  $4980 \text{ \AA}$  line ( $\text{Ly}\alpha$  at  $z = 3.10$ ). The geometrical configurations of this system are shown in Figure 1.

The angular separation between LAE 221724+001716 de-

tected in *NB497/NB4980* bands and the foreground galaxy detected in the *NB359/NB3640* bands is estimated as  $0.38''$  (Inoue et al. 2011) and  $0.6''$  (Nestor et al. 2011). While these two values are basically consistent within their observed errors,  $\approx 0.2''$ , we adopt the observed offset reported by Nestor et al. (2011),  $0.6''$ , as the fiducial angular separation between the two objects. This is because the luminosity-weighted central position of an extended source depends on the depth of the image and the *NB3640* and *NB4980* images of Nestor et al. (2011) are significantly deeper ( $\sim 0.57\text{--}1.2 \text{ mag}$ ) than the *NB359* and *NB497* images of Inoue et al. (2011). We also present the results in the case of the angular separation reported by Inoue et al. (2011) for reference in Section 4.

Before moving the next section, we here summarize the photometry of this object. We measure its flux densities in 11 bands from optical to near-infrared. The details of the observations with the Subaru telescope and the data reductions are described in Hayashino et al. (2004) for *B*, *V*, *R*, *i'*, *z'*, and *NB497*, Uchimoto et al. (2008) for *J*, *H*, and *K*, and Iwata et al. (2009) for *NB359*. The  $u^*$  image were taken with the CFHT/MegaCam and described in Kousai (2011). The spatial positions of this object in *NB359* and *NB497* are slightly ( $< 0.5''$ ) offset from it in *R* as mentioned above. Nevertheless, we simply applied aperture photometry at the *R* position with  $1.2''$  diameter. Table 1 is the result. As an estimate of the total flux density, we adopt *MAG\_AUTO* by SExtractor (Bertin & Arnouts 1996). Then, we find the aperture correction factor of 2.43 (i.e.,  $-0.96 \text{ mag}$ ) in *R*. We apply it even for other bands when estimating the total flux densities in the following.

**Table 1**  
Photometric data of LAE 221724+001716. All flux densities are measured within  $1.2''$  diameter aperture at the position in  $R$ . The aperture correction factor is 2.43 for the estimation of total flux densities.

Band	Telescope/Instrument	$f_\nu$ ( $\mu\text{Jy}$ )	$m_{\text{AB}}$	References
<i>NB359</i>	Subaru/Suprime-Cam	$0.1526 \pm 0.0130$	25.94	Iwata et al. (2009)
<i>u*</i>	CFHT/MegaCam	$0.1832 \pm 0.0061$	25.74	Kousai (2011)
<i>B</i>	Subaru/Suprime-Cam	$0.2163 \pm 0.0045$	25.56	Hayashino et al. (2004)
<i>NB497</i>	Subaru/Suprime-Cam	$0.5123 \pm 0.0062$	24.63	Hayashino et al. (2004)
<i>V</i>	Subaru/Suprime-Cam	$0.2378 \pm 0.0044$	25.46	Hayashino et al. (2004)
<i>R</i>	Subaru/Suprime-Cam	$0.2271 \pm 0.0043$	25.51	Hayashino et al. (2004)
<i>i'</i>	Subaru/Suprime-Cam	$0.2420 \pm 0.0049$	25.44	Hayashino et al. (2004)
<i>z'</i>	Subaru/Suprime-Cam	$0.2452 \pm 0.0072$	25.43	Hayashino et al. (2004)
<i>J</i>	Subaru/MOIRCS	$< 0.4365$	$> 24.80$	Uchimoto et al. (2008)
<i>H</i>	Subaru/MOIRCS	$< 0.3192$	$> 25.14$	Uchimoto et al. (2008)
<i>Ks</i>	Subaru/MOIRCS	$< 0.5395$	$> 24.57$	Uchimoto et al. (2008)

### 3. GRAVITATIONAL LENS MODEL FOR LAE 221724+001716

We construct a gravitational lens model for LAE 221724+001716. We use the so-called Singular Isothermal Sphere (SIS) lens model (e.g., Binney & Merrifield 1998) for LAE 221724+001716. This lens model is appropriate for describing the actual density distribution of the dark matter halo of a galaxy. Moreover, this SIS lens model has only one parameter, that is, the velocity dispersion for the foreground galaxy,  $\sigma$ . Thus, it is also convenient to estimate the gravitational magnification factor that is given below:

$$M_+ = \frac{\theta}{\theta - \theta_E}, \quad (1)$$

where  $\theta$  is the angular separation between the source and the lensed image,  $\theta = 0.6''$  (Nestor et al. 2011). The Einstein angle,  $\theta_E$ , is defined as

$$\theta_E = \frac{4\pi\sigma^2}{c^2} \frac{D_{\text{LS}}}{D_{\text{OS}}}, \quad (2)$$

where  $\sigma$  is the velocity dispersion of dark matter halo hosting the lensing galaxy,  $D_{\text{LS}}$  is the angular diameter distance between the foreground galaxy and LAE 221724+001716, and  $D_{\text{OS}}$  is that between the observer and LAE 221724+001716; see Figure 2.

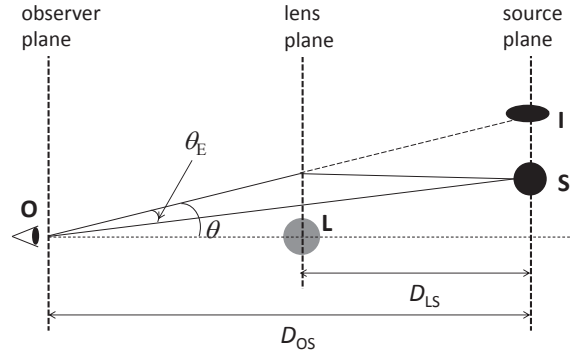
In order to estimate  $\sigma$ , we use the stellar-mass Tully-Fisher relation (Pizagno et al. 2005; Swinbank et al. 2012),

$$V_{2.2} = 155.6 \left( \frac{\Delta TF}{2.32} \frac{M_*}{10^{10} M_\odot} \right)^{1/3.05} \text{ km s}^{-1}, \quad (3)$$

where  $V_{2.2}$  is the rotation velocity at 2.2 times the disk scale length and  $\Delta TF$  is the evolution factor of the zero-point of the Tully-Fisher relation from  $z \sim 0$  to  $z \sim 2$  defined by  $M_*(z \sim 0)/M_*(z \sim 2)$  (see Fig. 6 of Swinbank et al. 2012 in detail). We also note that this relation is valid for the Chabrier initial mass function (IMF) with  $0.1\text{--}100 M_\odot$ .

Now we estimate the stellar mass of the lensing galaxy ( $M_{*,\text{L}}$ ), which is used as an input to eq. (3), using the following two independent methods: (A) the UV luminosity - stellar mass relation (Sawicki 2012), and (B) the spectral energy distribution (SED) fitting method. First, we use the Sawicki relation,

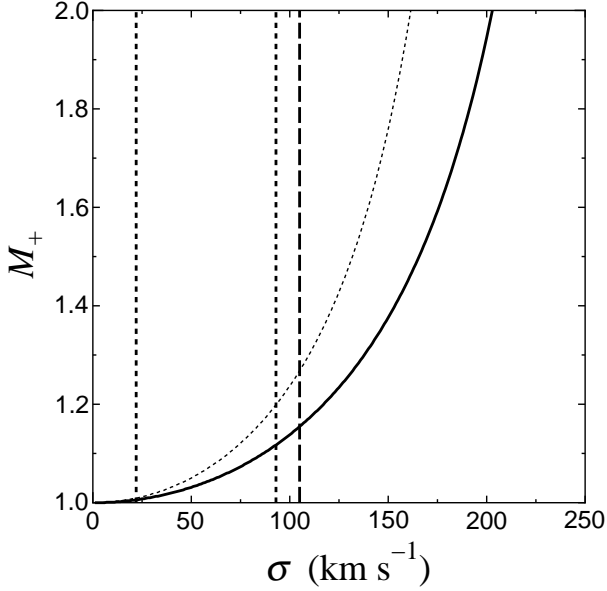
$$\log_{10} \left( \frac{M_*}{M_\odot} \right) = 0.68 - 0.46 M_{\text{UV}}, \quad (4)$$



**Figure 2.** Geometry of a gravitational lens system. Here  $D_{\text{LS}}$  and  $D_{\text{OS}}$  are the angular diameter distances between the lensing galaxy at  $z = 1.76$  (labeled “L”) and LAE 221724+001716 at  $z = 3.10$  (labeled “S”) and that between the observer (labeled “O”) and LAE 221724+001716, respectively. The angular separation between the lensed image (labeled “I”) and the lensing galaxy is represented by  $\theta$ .

where  $M_{\text{UV}}$  is the absolute UV magnitude at the rest-frame wavelength of  $1700 \text{ \AA}$ . This relation is empirically obtained from the UV-selected galaxies adopting the Salpeter IMF with  $0.1\text{--}100 M_\odot$ . The stellar mass obtained with the Salpeter IMF is larger than that with the Chabrier IMF by a factor of 1.8. The observed total AB magnitude of *NB3640* = 24.74 by Nestor et al. (2011) gives  $M_{\text{UV}} = -19.78$ . While this corresponds to the magnitude at  $\lambda_{\text{rest}} = 1315 \text{ \AA}$ , it can be regarded as the magnitude at  $\lambda_{\text{rest}} = 1700 \text{ \AA}$  under the assumption that the lensing galaxy has a flat continuum. This assumption is reasonable since the lensing galaxy is an LAE and such a flat continuum is expected for the galaxies with young age and a small amount of dust like LAE. From the Sawicki relation, we obtain  $M_{*,\text{L}} = 3.5 \times 10^9 M_\odot$  for the Chabrier IMF. We adopt this value in later discussion.

Next, we use the SED fitting method. Here we use Bruzual & Charlot (2003) model together with the following parameters: (1) Chabrier IMF with  $0.1\text{--}100 M_\odot$ , (2) the metallicity  $Z = 0.004$  ( $= 0.2 Z_\odot$ ), (3) constant star formation history and (4) the extinction curve by Calzetti et al. (2000) with  $E(B - V) = 0\text{--}0.2$  with an interval of 0.05. In our analysis,



**Figure 3.** Magnification factor  $M_+$  as a function of  $\sigma$ . Solid curve and dotted curves show the case of  $\theta = 0.6''$  (Nestor et al. 2011) and  $0.38''$  (Inoue et al. 2011), respectively. Vertical dotted and dashed lines show  $\sigma = 22\text{--}93 \text{ km s}^{-1}$  and  $\sigma = 105 \text{ km s}^{-1}$  which are inferred from the SED fitting and the Sawicki relation, respectively.

we use the total flux densities in optical and near infrared wavelengths described in Section 2. The total flux densities are a combination of those from LAE 221724+001716 at  $z = 3.10$  and the foreground galaxy at  $z = 1.76$ . However, the total flux density of *NB359* is considered to be dominated by the flux from the foreground galaxy if the escape fraction of the LyC photons from LAE 221724+001716 is not significant. Hence, in the course of the SED fitting to determine a robust upper limit and possible lower limit of  $M_{*,L}$ , we use the total flux density of *NB359* with its photometric error and regard those of the other bands as upper limits because they are contaminated by the flux from LAE 221724+001716. The resultant upper and lower limits of  $M_{*,L}$  are  $2.4 \times 10^9 M_\odot$  and  $3.0 \times 10^7 M_\odot$ , respectively. The upper limit of  $M_{*,L}$  is smaller than that estimated from the Sawicki relation above (i.e.,  $M_{*,L} = 3.5 \times 10^9 M_\odot$ ) by a factor of  $\sim 1.5$ . However, this difference is not surprising because the age of the lensing galaxy is young,  $\sim 100 \text{ Myr}$ , and Sawicki (2012) has found that the stellar mass of such young galaxies are typically much smaller than those estimated from eq. (4) at a fixed  $M_{UV}$  (see Fig. 6 of Sawicki 2012).

In summary, (A) the Sawicki relation gives  $\sigma = V_{2.2} = 105 \text{ km s}^{-1}$ . On the other hand, (B) the SED fitting method gives  $\sigma \simeq 22\text{--}93 \text{ km s}^{-1}$  for  $M_{*,L} \sim 3.0 \times 10^7\text{--}2.4 \times 10^9 M_\odot$ . Based on these results, we estimate the gravitational magnification factor,  $M_+$ . In Figure 3, we show our results for the separation between the LAE and the foreground galaxy,  $0.6''$ . We obtain  $M_+ \simeq 1.16$  and  $\simeq 1.01\text{--}1.12$  in the cases (A) and (B), respectively. We note that the estimated magnification factors are fairly small although the angular separation between the lensing galaxy and the source galaxy is very small ( $\approx 0.6 \text{ arcsec}$ ). This is due to the low mass of the lensing galaxy at  $z \sim 1.8$ ,  $\sim 10^9 M_\odot$ .

#### 4. DISCUSSION

In this paper, we have investigated possible models for gravitational lensing for LAE 221724+001716 at  $z = 3.10$ . The intervening galaxy is located at  $z = 1.76$  with a very small angular separation of  $0.6 \text{ arcsec}$  from the line of sight toward LAE 221724+001716. This small separation suggest that LAE 221724+001716 could be amplified by the gravitational lensing. If this is the case, LAE 221724+001716 is the first system of an LAE-LAE lensing. However, our analysis has shown that the magnification factor is only 1.16 at most. This result does not change significantly even if we adopt the smaller angular separation reported by Inoue et al. (2011),  $\theta = 0.38''$ : in this case,  $M_+ \simeq 1.27$  and  $1.01\text{--}1.20$  for  $\sigma = 105 \text{ km s}^{-1}$  and  $\sigma = 22\text{--}93 \text{ km s}^{-1}$  inferred from the Sawicki relation and the SED fitting, respectively (see Figure 3).

This small magnification factor is due to that the lensing galaxy at  $z \sim 1.8$  is significantly less massive, i.e.,  $M_{*,L} \sim 10^9 M_\odot$ . It does not change significantly even if we adopt another SED fitting method with two galaxy components (i.e., the foreground galaxy at  $z = 1.76$  and LAE 221724+001716 at  $z = 3.10$ ) by using all of the total flux densities; the resultant stellar masses of the foreground galaxy and LAE 221724+001716 are  $\sim 7 \times 10^8 M_\odot$  and  $1 \times 10^9 M_\odot$ , respectively, in the case of their SEDs are identical with each other. However, this stellar mass is not unusually small among the LAE at  $z = 3.1\text{--}6.6$ . On the contrary, it is similar to that of the LAEs at  $z = 3.1$  undetected in *K*-band (Ono et al. 2010). Hence, the intervening galaxy at  $z \sim 1.8$  (and perhaps, the source galaxy at  $z \sim 3.1$ ) is considered to be a typical LAE.

Regarding the dark halo mass of LAEs, Ouchi et al. (2010) found that its average inferred from a clustering analysis is roughly  $\sim 10^{11\pm1} M_\odot$  at  $z = 2.1\text{--}6.6$ . They also reported that the dark halo masses of LAEs show no significant redshift evolution in this redshift range beyond the mass-estimate scattering. It is possible that the intervening galaxy at  $z \sim 1.8$  with  $M_{*,L} \sim 10^9 M_\odot$  is embedded in such a small mass halo. This may imply that the no evolution of halo mass of LAEs reported by Ouchi et al. (2010) extends to even lower redshift,  $z \sim 1.8$ .

The narrow-band magnitude of LAE 221724+001716 is bright among the sample of the LAEs at  $z \sim 3$  in the SSA22 field given in Yamada et al. (2012). Although such property could be attributed to the gravitational magnification, the small magnification factor obtained here implies that this LAE is indeed bright. However, a number of high-redshift galaxies and quasars could be gravitationally magnified by the strong lensing either by a foreground galaxy (e.g., Faure et al. 2008; Muzzin et al. 2012; Inada et al. 2012). Therefore, it is worthwhile estimating how often such a lensing event occurs for LAEs at  $z \sim 3$ . Here, we estimate the possibility of an LAE at  $z \sim 3$  is gravitationally magnified by a foreground galaxy with *U*-band magnitude of  $\sim 25$ . This is actually the case for LAE 221724+001716 studied in this paper since *NB3640* = 24.74 and *NB359* = 24.98 approximately correspond to *U* = 25. We evaluate the possibility to find more than one foreground galaxy within  $0.6 \text{ arcsec}$  using the *U*-band number count data obtained by VLT/VIMOS (Vanzella et al. 2010b); note that the central wavelengths of both *NB359* and *NB3640* is similar to that of *U*-band on VLT/VIMOS. The possibility,  $P_{\text{foreground}}$ , is calculated by using the following equation

$$P_{\text{foreground}} = \pi r^2 N, \quad (5)$$

where  $r$  is the radius from the background galaxy and  $N$  is

the  $U$ -band galaxy number count. Adopting  $r = 0.6''$  and  $N = 57,300 \text{ deg}^{-2}$  (galaxies with  $U = 24.5\text{--}25.5$ ), we obtain  $P_{\text{foreground}} \simeq 0.005$ . We conclude that the possibility to find a foreground galaxy around an LAE at  $z \sim 3$  within a radius of 0.6 arcsec is very small; the probability of LAE-LAE lensing is even smaller if LAE fraction at  $z \sim 1.8$  among the entire galaxy population is small.

Nevertheless, we have found such a case. A possible reason is that the  $NB359$  detection more preferentially selects foreground galaxies than blind survey. If most of  $z \sim 3$  galaxies do not emit LyC at all, they do not detect in  $NB359$ . Thus, the  $NB359$  detection is biased toward close-foreground systems (Vanzella et al. 2010b). However, the number of the  $NB359$  detections is significantly larger than that of the foreground galaxies expected, and thus, some  $NB359$  sources are real LyC emitters (Iwata et al. 2009; Inoue et al. 2011; Nestor et al. 2011, 2012). In any case, it is interesting that the LyC survey with  $NB359$  imaging is also useful to find close-foreground systems discussed in this paper.

One interesting property of the gravitational lensing in LAE 221724+001716 is that the lensing galaxy is located at  $z \sim 1.8$ . Although a number of the gravitational lensing events by a galaxy have been found to date (e.g., Faure et al. 2008; Muzzin et al. 2012), the redshifts of the lensing galaxies are preferentially  $z < 1$ . One high-redshift lensing galaxy at  $z \sim 1.5 - 2.5$  has been found for one of SDSS quasars, SDSS J104433.04-012502.2 at  $z = 5.74$  (Shioya et al. 2002). The detection of such gravitational lensing by a high-redshift galaxy ( $z > 1$ ) is rare currently. Since the number density of potential lensing galaxies could decrease with increasing redshift, it seems difficult to find events of gravitational lensing by such high-redshift galaxies. Relatively lower masses of high-redshift galaxies also make it difficult to detect them. However, such events will help us in investigating very high-redshift galaxies (e.g.,  $z > 10$ ) in future very-deep and wide-field imaging surveys.

We would like to thank to the staff member of Subaru Tele-

scope. We would also thank to anonymous referee for his/her useful comments and suggestions. This work was financially supported in part by the Japan Society for the Promotion of Science (Nos. 17253001, 19340046, 23244031, 23654068 [YT], 23684010 [AKI], and 24244018 [II]).

## REFERENCES

- Bertin, E., & Arnouts, S. 1996, *A&AS*, 117, 393  
 Binney, J., & Merrifield, M. 1998, *Galactic Astronomy* (Princeton series in astrophysics; Princeton, NJ: Princeton University Press)  
 Boutsia, K., Grazian, A., Giallongo, E., et al. 2011, *ApJ*, 736, 41  
 Bruzual, G., & Charlot, S. 2003, *MNRAS*, 344, 1000  
 Calzetti, D., Armus, L., Bohlin, R. C., et al. 2000, *ApJ*, 533, 682  
 Coe, D., Zitrin, A., Carrasco, M., et al. 2013, *ApJ*, 762, 32  
 Faure, C., Kneib, J.-P., Covone, G., et al. 2008, *ApJS*, 176, 19  
 Fernández-Soto, A., Lanzetta, K. M., & Chen, H.-W. 2003, *MNRAS*, 342, 1215  
 Giallongo, E., Cristiani, S., D’Odorico, S., & Fontana, A. 2002, *ApJ*, 568, L9  
 Hayashino, T., Matsuda, Y., Tamura, H., et al. 2004, *AJ*, 128, 2073  
 Inada, N., Oguri, M., Shin, M.-S., et al. 2012, *AJ*, 143, 119  
 Inoue, A. K., Iwata, I., Deharveng, J.-M., Buat, V., & Burgarella, D. 2005, *A&A*, 435, 471  
 Inoue, A. K., Kousai, K., Iwata, I., et al. 2011, *MNRAS*, 411, 2336  
 Iwata, I., Inoue, A. K., Matsuda, Y., et al. 2009, *ApJ*, 692, 1287  
 Kneib, J.-P., & Natarajan, P. 2011, *A&A Rev.*, 19, 47  
 Kousai, K. 2011, Ph.D Thesis (Tohoku University)  
 Matsuda, Y., Yamada, T., Hayashino, T., et al. 2004, *AJ*, 128, 569  
 Matsuda, Y., Yamada, T., Hayashino, T., Yamauchi, R., & Nakamura, Y. 2006, *ApJ*, 640, L123  
 Muzzin, A., Labbé, I., Franx, M., et al. 2012, *ApJ*, 761, 142  
 Nestor, D. B., Shapley, A. E., Steidel, C. C., & Siana, B. 2011, *ApJ*, 736, 18  
 Nestor, D. B., Shapley, A. E., Kornei, K. A., Steidel, C. C., & Siana, B. 2012, *arXiv:1210.2393*  
 Ono, Y., Ouchi, M., Shimasaku, K., et al. 2010, *MNRAS*, 402, 1580  
 Ouchi, M., Shimasaku, K., Furusawa, H., et al. 2010, *ApJ*, 723, 869  
 Pizagno, J., Prada, F., Weinberg, D. H., et al. 2005, *ApJ*, 633, 844  
 Sawicki, M. 2012, *MNRAS*, 421, 2187  
 Shapley, A. E., Steidel, C. C., Pettini, M., Adelberger, K. L., & Erb, D. K. 2006, *ApJ*, 651, 688  
 Shioya, Y., Taniguchi, Y., Murayama, T., et al. 2002, *PASJ*, 54, 975  
 Steidel, C. C., Adelberger, K. L., Dickinson, M., et al. 1998, *ApJ*, 492, 428  
 Steidel, C. C., Pettini, M., & Adelberger, K. L. 2001, *ApJ*, 546, 665  
 Swinbank, A. M., Sobral, D., Smail, I., et al. 2012, *MNRAS*, 426, 935  
 Uchimoto, Y. K., Suzuki, R., Tokoku, C., et al. 2008, *PASJ*, 60, 683  
 Vanzella, E., Giavalisco, M., Inoue, A. K., et al. 2010a, *ApJ*, 725, 1011  
 Vanzella, E., Siana, B., Cristiani, S., & Nonino, M. 2010b, *MNRAS*, 404, 1672  
 Yamada, T., Nakamura, Y., Matsuda, Y., et al. 2012, *AJ*, 143, 79