

Remarks on a population-level model of chemotaxis: advection-diffusion approximation and simulations

Zahra Aminzare and Eduardo D. Sontag

Department of Mathematics, Rutgers University,
Piscataway, NJ 08854-8019 USA

November 8, 2018

Abstract

This note works out an advection-diffusion approximation to the density of a population of *E. coli* bacteria undergoing chemotaxis in a one-dimensional space. Simulations show the high quality of predictions under a shallow-gradient regime.

1 Introduction

The chemotactic behavior of *E. coli* has been studied widely at both the microscopic and macroscopic levels. The movement of bacteria involves a directed movement (run) and a random turning (tumble). Each individual carries an internal state which, in the presence of a time and space dependent external signal, may be modeled as evolving according to a system of ordinary differential equations. In the presence of a signal (typically, a nutrient) in the environment, the individual changes its direction¹ at random, with a tumbling rate which depends on the internal state, biasing moves toward more favorable environments or away from noxious substances. This random reorientation introduces a stochastic character to the evolution equations, and the population behavior of such hybrid systems is modeled by jump-Markov state-dependent systems.

The transport equation that describes a jump-markov system is very difficult to study mathematically, and cannot be validated by typical experimental techniques such as optical density measurements of bacteria in microfluidics chambers. Thus it is of great interest to derive a simpler macroscopic equation for the density of bacteria from microscopic equations. In addition, the current interest in scale invariant transient behavior (“fold-change detection,” see for example [7, 4, 6]) requires such macroscopic descriptions when starting from the jump-Markov model, as discussed in [5]. Our goal in this note is to work out, in a shallow-gradient regime, the tools developed by Erban, Othmer, and Grunbaum

¹Potentially, its speed may change too, though this seems not to be a substantial factor in *E. coli* chemotaxis.

[1, 2] for a mechanistically realistic model of *E. coli* chemotaxis. In the case of exponential gradients, the result is a constant-coefficient advection-diffusion equation. We provide the calculations as well as an agent-based simulation that verifies the theoretical predictions, for one-dimensional motions. Future work will expand these considerations to two and three dimensions.

1.1 Preliminaries

Let $p(x, y, \nu, t)$ be a density function describing a population of agents (for example, bacteria), modeled in a $2N + m$ dimensional phase space, where at time t , $x = (x_1, \dots, x_N) \in \mathbb{R}^N$ ($N = 1, 2, 3$; we soon specialize to $N = 1$) denotes the position of a cell, $y = (y_1, \dots, y_m) \in Y \subset \mathbb{R}^m$ denotes the internal dynamics of a cell, and $\nu \in V \subset \mathbb{R}^N$ denotes its velocity. Also, $S(x, t) = (S_1, \dots, S_M) \in \mathbb{R}^M$ denotes the concentration of extracellular signals in the environment.

We assume that the following system of ordinary differential equations describes the evolution of the intracellular state, in the presence of the extracellular signal S :

$$\frac{dy}{dt} = f(y, S) \quad (1)$$

where $f: \mathbb{R}^m \times \mathbb{R}^M \rightarrow \mathbb{R}^m$ is a continuously differentiable function with respect to each component, i.e., $f \in C^1(\mathbb{R}^m \times \mathbb{R}^M)$.

The evolution of p with turning rate $\lambda = \lambda(y)$ is governed by the following transport (or ‘‘Fokker-Planck’’ or ‘‘forward Kolmogorov’’) equation:

$$\frac{\partial p}{\partial t} + \nabla_x \cdot \nu p + \nabla_y \cdot f p = -\lambda(y)p + \int_V \lambda(y)T(y, \nu, \nu')p(x, y, \nu', t) d\nu' \quad (2)$$

where the nonnegative kernel $T(y, \nu, \nu')$ is the probability that the bacteria changes the velocity from ν' to ν if a change of direction occurs. Also

$$\int_V T(y, \nu, \nu') d\nu = 1.$$

The main goal of this note is to derive a macroscopic model for chemotaxis using the microscopic model (2), i.e., we want to find an equation to describe the evolution of the marginal density:

$$n(x, t) = \int_V \int_Y p(x, y, \nu, t) dy d\nu. \quad (3)$$

As remarked in the introduction, this is of interest both because of experimental and theoretical reasons, in particular in the context of scale-invariant sensing [5].

2 Chemotaxis equation in one dimensional movement

In this section, for simplicity, we study the movement of agents in one dimension and assuming a one-dimensional state, i.e., $m = N = M = 1$. We also take the

speed, ν , as constant. Let $p^\pm(x, y, t)$ denote the density of the particles that at time t , are located at position x , with the internal state y , and with the constant speed ν , and moving to the right (+) or left (-) respectively. We assume that the following decay condition:

$$p^\pm(x, y, t) \leq A(x, t)e^{-\alpha(x, t)y}, \quad (4)$$

for some functions $A, \alpha: \mathbb{R} \times [0, \infty) \rightarrow \mathbb{R}_{>0}$. The internal state evolves according to the following ODE system:

$$\frac{dy}{dt} = f^\pm(y, \nu, S, S'), \quad (5)$$

where $f^\pm: \mathbb{R} \times \mathbb{R} \times \mathbb{R} \times \mathbb{R} \rightarrow \mathbb{R}$ are continuously differentiable functions in each argument that describe the evolution of internal state of bacteria which move to the right (+) and left (-) respectively.

Note that we are allowing f to depend on the direction of movement as well as ν and S' , the derivative of S with respect to space. In our example, $f^+ = f^-$ only depends on y and S , but we can consider the more general dependence in these preliminary derivations.

We consider the following equation for the tumbling rate:

$$\lambda(y, S, S') = g(y, S, S'), \quad (6)$$

for some continuous function g .

Then, according to Equation (2), $p^\pm(x, y, t)$ satisfy the following coupled first-order partial differential equations:

$$\frac{\partial p^+}{\partial t} + \nu \frac{\partial p^+}{\partial x} + \frac{\partial}{\partial y} [f^+(y, \nu, S, S') p^+] = g(y, S, S')(-p^+ + p^-) \quad (7)$$

$$\frac{\partial p^-}{\partial t} - \nu \frac{\partial p^-}{\partial x} + \frac{\partial}{\partial y} [f^-(y, \nu, S, S') p^-] = g(y, S, S')(p^+ - p^-). \quad (8)$$

We now state the following lemma from [1] regarding the existence and uniqueness of solutions of (7)-(8):

Lemma 1 (Existence and uniqueness of solutions). *Suppose that $f^\pm \in C^1(\mathbb{R} \times \mathbb{R} \times \mathbb{R} \times \mathbb{R})$, and let $S: \mathbb{R} \times [0, \infty) \rightarrow \mathbb{R}$ be continuous. In addition, assume that g in (6) is always nonnegative, and $p_0^\pm: \mathbb{R} \rightarrow [0, \infty)$ are given nonnegative compactly supported C^1 functions. Then there exists a domain $\mathcal{Q} \subset \mathbb{R} \times [0, \infty)$ containing the entire line $t = 0$ such that the system of equations (7)-(8) with initial conditions p_0^\pm has a unique C^1 solution in \mathcal{Q} . Moreover, the functions p^\pm are nonnegative wherever they are defined.*

The objective is to derive an equation for the macroscopic density function

$$n(x, t) = \int_{\mathbb{R}} p^+(x, y, t) + p^-(x, y, t) dy, \quad (9)$$

using the microscopic model (7)-(8), by the following technique from [1]. To this end we define the following additional moments:

$$\begin{aligned} n_i(x, t) &= \int_{\mathbb{R}} y^i (p^+(x, y, t) + p^-(x, y, t)) dy, \quad \text{for } i = 1, 2, \dots \\ j(x, t) &= \int_{\mathbb{R}} \nu (p^+(x, y, t) - p^-(x, y, t)) dy, \\ j_i(x, t) &= \int_{\mathbb{R}} y^i \nu (p^+(x, y, t) - p^-(x, y, t)) dy, \quad \text{for } i = 1, 2, \dots \end{aligned} \quad (10)$$

Note that by condition (4) all the moments are well defined.

Next, we assume

$$\begin{aligned} f^+ &= f_0 + \nu f_1, \\ f^- &= f_0 - \nu f_1, \end{aligned} \quad (11)$$

where the Taylor expansions of f_0 and f_1 are given as follows:

$$f_0 = A_0 + A_1 y + A_2 y^2 + \dots, \quad (12)$$

$$f_1 = B_0 + B_1 y + B_2 y^2 + \dots, \quad (13)$$

for some A_i 's and B_i 's that are functions of S , S' , and ν^2 .

Also we consider the following Taylor expansion for $g(y, S, S')$:

$$g(y, S, S') = a_0 + a_1 y + a_2 y^2 + \dots, \quad (14)$$

where a_i 's are functions of S , S' .

In addition, we assume $A_0 = 0$. Then by multiplying (7) and (8) by 1, ν , and/or y , adding or subtracting, and integrating with respect to y on \mathbb{R} , and applying the fundamental theorem of calculus and integration by parts, we obtain the following equations for macroscopic density and flux and their first moments:

$$\frac{\partial n}{\partial t} + \frac{\partial j}{\partial x} = 0, \quad (15)$$

$$\frac{\partial j}{\partial t} + \nu^2 \frac{\partial n}{\partial x} = -2a_0 j - 2a_1 j_1 - 2 \sum_{k \geq 2} a_k j_k, \quad (16)$$

$$\frac{\partial n_1}{\partial t} + \frac{\partial j_1}{\partial x} = B_0 j + A_1 n_1 + B_1 j_1 + \sum_{k \geq 2} A_k n_k + \sum_{k \geq 2} B_k j_k, \quad (17)$$

$$\begin{aligned} \frac{\partial j_1}{\partial t} + \nu^2 \frac{\partial n_1}{\partial x} &= \nu^2 B_0 n + \nu^2 B_1 n_1 + (A_1 - 2a_0) j_1 \\ &\quad + \nu^2 \sum_{k \geq 2} B_k n_k + \sum_{k \geq 2} (A_k - 2a_{k-1}) j_k \end{aligned} \quad (18)$$

Note that by condition (4), for any $i = 0, 1, \dots$ we have that:

$$\lim_{y \rightarrow \pm\infty} y^i (p^+ \pm p^-) = 0.$$

2.1 Parabolic scaling

In this section, we introduce a parabolic scaling to derive a chemotaxis equation from the moment equations (15)-(18). Let L , T , ν_0 , and N_0 be scale factors for the length, time, velocity, and particle density respectively, and define the following dimensionless parameters:

$$\hat{\nu} = \frac{\nu}{\nu_0}, \quad (19)$$

$$\hat{n} = \frac{n}{N_0}, \quad \hat{j} = \frac{j}{N_0\nu_0}, \quad \hat{n}_i = \frac{n_i}{N_0}, \quad \hat{j}_i = \frac{j_i}{N_0\nu_0}, \quad \text{for } i = 1, 2, \dots \quad (20)$$

$$\hat{a}_i = a_i T, \quad \hat{A}_i = A_i T, \quad \hat{B}_i = B_i L, \quad \text{for } i = 0, 1, \dots \quad (21)$$

The parabolic scales of space and time are given by:

$$\hat{x} = \left(\frac{\epsilon L}{\nu_0 T} \right) \frac{x}{L}, \quad \hat{t} = \epsilon^2 \frac{t}{T}, \quad (22)$$

for any arbitrary ϵ .

Now assume that under some conditions, for any $i \geq 2$, the j_i 's and n_i 's are much smaller than j_1 and n_1 and can be neglected. (For example see Lemma 3 below.) Therefore, the dimensionless form of moment equations (15)-(18), become:

$$\epsilon^2 \frac{\partial \hat{n}}{\partial \hat{t}} + \epsilon \frac{\partial \hat{j}}{\partial \hat{x}} = 0, \quad (23)$$

$$\epsilon^2 \frac{\partial \hat{j}}{\partial \hat{t}} + \epsilon \hat{\nu}^2 \frac{\partial \hat{n}}{\partial \hat{x}} = -2\hat{a}_0 \hat{j} - 2\hat{a}_1 \hat{j}_1, \quad (24)$$

$$\epsilon^2 \frac{\partial \hat{n}_1}{\partial \hat{t}} + \epsilon \frac{\partial \hat{j}_1}{\partial \hat{x}} = \epsilon \hat{B}_0 \hat{j} + \hat{A}_1 \hat{n}_1 + \epsilon \hat{B}_1 \hat{j}_1, \quad (25)$$

$$\epsilon^2 \frac{\partial \hat{j}_1}{\partial \hat{t}} + \epsilon \hat{\nu}^2 \frac{\partial \hat{n}_1}{\partial \hat{x}} = \epsilon \hat{\nu}^2 \hat{B}_0 \hat{n} + \epsilon \hat{\nu}^2 \hat{B}_1 \hat{n}_1 + (\hat{A}_1 - 2\hat{a}_0) \hat{j}_1 \quad (26)$$

Next, we write Equations (23)-(26) in a matrix form, as follows:

$$\epsilon^2 \frac{\partial \hat{w}}{\partial \hat{t}} + \epsilon \frac{\partial}{\partial \hat{x}} P \hat{w} = \epsilon Q \hat{w} + R \hat{w}, \quad (27)$$

where $\hat{w} = (\hat{n}, \hat{j}, \hat{n}_1, \hat{j}_1)^T$ and the matrices P , Q , and R defined as follows:

$$P = \begin{pmatrix} 0 & 1 & 0 & 0 \\ \hat{\nu}^2 & 0 & 0 & 0 \\ 0 & 0 & 0 & 1 \\ 0 & 0 & \hat{\nu}^2 & 0 \end{pmatrix},$$

$$Q = \begin{pmatrix} 0 & 0 & 0 & 0 \\ 0 & 0 & 0 & 0 \\ 0 & \hat{B}_0 & 0 & \hat{B}_1 \\ \hat{\nu}^2 \hat{B}_0 & 0 & \hat{\nu}^2 \hat{B}_1 & 0 \end{pmatrix}, \quad R = \begin{pmatrix} 0 & 0 & 0 & 0 \\ 0 & -2\hat{a}_0 & 0 & -2\hat{a}_1 \\ 0 & 0 & \hat{A}_1 & 0 \\ 0 & 0 & 0 & \hat{A}_1 - 2\hat{a}_0 \end{pmatrix}.$$

Assuming the regular perturbation expansion for w ,

$$\hat{w} = \hat{w}^0 + \epsilon \hat{w}^1 + \epsilon^2 \hat{w}^2 + \dots, \quad \text{where } \hat{w}^i = \left(\hat{n}^i, \hat{j}^i, \hat{n}_1^i, \hat{j}_1^i \right)^T,$$

and comparing the terms of equal order in ϵ in (27), we get:

$$\epsilon^0: \quad R\hat{w}^0 = 0 \quad \Rightarrow \quad \hat{w}^0 = (\hat{n}^0, 0, 0, 0)^T \quad (28)$$

$$\begin{aligned} \epsilon^1: \quad R\hat{w}^1 + Q\hat{w}^0 &= \frac{\partial}{\partial \hat{x}} P\hat{w}^0 \\ \Rightarrow \quad \begin{pmatrix} 0 \\ -2\hat{a}_0\hat{j}^1 - 2\hat{a}_1\hat{j}_1^1 \\ \hat{A}_1\hat{n}_1^1 \\ (\hat{A}_1 - 2\hat{a}_0)\hat{j}_1^1 + \hat{\nu}^2\hat{B}_0\hat{n}^0 \end{pmatrix} &= \begin{pmatrix} 0 \\ \hat{\nu}^2\frac{\partial}{\partial \hat{x}}\hat{n}^0 \\ 0 \\ 0 \end{pmatrix} \end{aligned} \quad (29)$$

From Equation (29), we can derive the following equation for \hat{j}_1^1 :

$$\hat{j}_1^1 = -\frac{\hat{\nu}^2\hat{B}_0}{\hat{A}_1 - 2\hat{a}_0}\hat{n}^0,$$

and therefore, using the same Equation, we obtain the following equation for \hat{n}^0 and \hat{j}^1 :

$$-2\hat{a}_0\hat{j}^1 + 2\hat{a}_1\frac{\hat{\nu}^2\hat{B}_0}{\hat{A}_1 - 2\hat{a}_0}\hat{n}^0 = \hat{\nu}^2\frac{\partial}{\partial \hat{x}}\hat{n}^0 \quad (30)$$

Now we compare the terms with order ϵ^2 :

$$\epsilon^2: \quad R\hat{w}^2 = -Q\hat{w}^1 + \frac{\partial}{\partial \hat{x}} P\hat{w}^1 + \frac{\partial}{\partial \hat{t}}\hat{w}^0. \quad (31)$$

Note that $(1, 0, 0, 0)^T$ is in the kernel of R and the right hand side of (31) is in the image of R . Therefore their inner product is zero:

$$\frac{\partial}{\partial \hat{x}}\hat{j}^1 + \frac{\partial}{\partial \hat{t}}\hat{n}^0 = 0. \quad (32)$$

Equation (30) together with Equation (32) give the following equation for n^0 in the dimensionless variables:

$$\frac{\partial \hat{n}^0}{\partial \hat{t}} = \frac{\hat{\nu}^2}{2\hat{a}_0} \frac{\partial^2 \hat{n}^0}{\partial \hat{x}^2} - \frac{\hat{a}_1\hat{B}_0\hat{\nu}^2}{\hat{a}_0(\hat{A}_1 - 2\hat{a}_0)} \frac{\partial \hat{n}^0}{\partial \hat{x}}. \quad (33)$$

Since $n(x, t) = n^0(x, t) + \mathcal{O}(\epsilon)$, if we neglect the $\mathcal{O}(\epsilon)$ term, Equation (33) leads to the following chemotaxis equation in dimensionless variables:

$$\frac{\partial \hat{n}}{\partial \hat{t}} = \frac{\hat{\nu}^2}{2\hat{a}_0} \frac{\partial^2 \hat{n}}{\partial \hat{x}^2} - \frac{\hat{a}_1\hat{B}_0\hat{\nu}^2}{\hat{a}_0(\hat{A}_1 - 2\hat{a}_0)} \frac{\partial \hat{n}}{\partial \hat{x}}. \quad (34)$$

Changing back to the original (dimensional) variables, we obtain the following PDE:

$$\frac{\partial n}{\partial t} = \frac{\nu^2}{2a_0} \frac{\partial^2 n}{\partial x^2} - \frac{a_1 B_0 \nu^2}{a_0(A_1 - 2a_0)} \frac{\partial n}{\partial x}. \quad (35)$$

3 Example

In this example, we assume the internal state evolves according to the following ODE system:

$$\frac{dy}{dt} = py(q - a), \quad (36)$$

where $a = \frac{1}{1 + K(\frac{S}{y})^N}$, and p, q, K , and N are positive constants.

This system provides a simple model of chemotactic behavior in *E. coli* bacteria, as discussed below in the section on simulations.

By ignoring the tumbling time, we consider the following equation for the tumbling rate:

$$\lambda(y) = ra^H, \quad (37)$$

where r and H are positive constants.

The objective is to derive a parabolic equation for the macroscopic density function.

It is convenient to define a new internal state variable as follows:

$$z = p(a - q). \quad (38)$$

A simple calculation shows that

$$\frac{dz}{dt} = \frac{N}{p}z(z + pq)(z + pq - p) \pm \nu \frac{N}{p} \frac{S'}{S}(z + pq)(z + pq - p) \quad (39)$$

$$\lambda(z) = \frac{r}{p^H}(z + pq)^H \quad (40)$$

Lemma 2 (shallow condition). *Let $c = \min\{pq, p - pq\}$. If*

$$\left| \frac{S'}{S} \right| \leq \frac{c}{\nu} \quad \text{and} \quad |z(0)| \leq c,$$

then $|z(t)| \leq c$ for all $t \geq 0$.

Proof. At $z(0) = c$, since $\left| \frac{S'}{S} \right| \leq \frac{c}{\nu}$, $z \pm \nu \frac{S'}{S} \geq 0$. By the definition of c , $z + pq - p \leq 0$, while $z + pq \geq 0$. Therefore at $z = c$, $\frac{dz}{dt} \leq 0$. On the other hand, at $z(0) = -c$, $z \pm \nu \frac{S'}{S} \leq 0$, $z + pq - p \leq 0$, and $z + pq \geq 0$. Therefore at $z = -c$, $\frac{dz}{dt} \geq 0$. Hence for any $t \geq 0$, $|z(t)| \leq c$. \square

We'll show that under the shallow condition, Lemma 2, and the following parabolic dimensionless parameters, the higher macroscopic moments j_2, j_3, \dots , and n_2, n_3, \dots can be ignored.

Lemma 3. *As before, let $L, T, \nu_0,$ and N_0 be scale factors for the length, time, velocity, and particle density respectively, and define the following dimensionless quantities:*

$$\widehat{\left(\frac{S'}{S}\right)} = \frac{\nu_0 S'}{\epsilon S}, \quad \hat{N} = TN, \quad \hat{p} = p \quad \hat{q} = q \quad \text{and} \quad \hat{r} = Tr.$$

All other parameters remain the same as in Equations (19)-(20), and Equation (22). Then under the condition of Lemma 2, for any $i \geq 1,$

$$\frac{\hat{j}_i}{\hat{n}} \leq \mathcal{C}_i \epsilon^i \quad \text{and} \quad \frac{\hat{n}_i}{\hat{n}} \leq \mathcal{D}_i \epsilon^i,$$

for some constants $\mathcal{C}_i = \mathcal{O}(1),$ and $\mathcal{D}_i = \mathcal{O}(1).$

Proof. Note that $\left|\frac{S'}{S}\right| \leq K$ implies $\left|\widehat{\left(\frac{S'}{S}\right)}\right| \leq \frac{\nu_0}{\epsilon} K.$ Hence $K = \frac{\epsilon}{\nu_0} \bar{K},$ where $\bar{K} = \mathcal{O}(1).$ Now by Lemma 2, we have $|z| \leq \nu \frac{\epsilon}{\nu_0} \bar{K} = \epsilon \hat{\nu} \bar{K}.$

$$\begin{aligned} \hat{j}_i &= \frac{j_i}{\nu_0 N_0} \\ &= \frac{\nu}{\nu_0 N_0} \int_{\mathbb{R}} z^i (p^+ - p^-) dz \\ &\leq \frac{\hat{\nu}}{N_0} \int_{\mathbb{R}} z^i (p^+ + p^-) dz \quad (= \hat{\nu} \hat{n}_i) \\ &\leq \frac{\hat{\nu}}{N_0} (\epsilon \bar{K} \hat{\nu})^i \int_{\mathbb{R}} (p^+ + p^-) dz \\ &= \epsilon^i \mathcal{C}_i \hat{n}, \end{aligned}$$

where $\mathcal{C}_i = \bar{K}^i \hat{\nu}^{i+1} = \mathcal{O}(1).$ Note that $\frac{\hat{n}_i}{\hat{n}} \leq \mathcal{D}_i,$ where $\mathcal{D}_i = \frac{\mathcal{C}_i}{\hat{\nu}}.$ □

Using the notations of Equations (12)-(13),

$$A_0 = 0, \quad A_1 = Npq(q-1), \quad B_0 = N \frac{S'}{S} pq(q-1), \quad (41)$$

and by notation of Equation (14), the first two coefficients of the Taylor expansion of g is as follows:

$$a_0 = rq^H, \quad a_1 = \frac{rHq^H}{pq}. \quad (42)$$

Therefore, using the Equation (35), the chemotaxis equation for this particular example is:

$$\frac{\partial n}{\partial t} = \frac{\nu^2}{2r} \left(\frac{1}{q}\right)^H \frac{\partial^2 n}{\partial x^2} - \frac{NH(q-1)\nu^2}{Npq(q-1) - 2rq^H} \frac{S'}{S} \frac{\partial n}{\partial x}. \quad (43)$$

4 Simulations

In this section, we provide agent-based simulations of the full jump-Markov system, and comparisons with the parabolic model, for systems of the special form in (36), which we repeat here for convenience:

$$\frac{dy}{dt} = py(q - a), \quad a = \frac{1}{1 + K(\frac{S}{y})^N}.$$

The jump (or “tumbling” for bacteria) rate has the form $\lambda(y) = ra^H$ in (37). The parameters $p, q, K, N, r,$ and H are all positive.

For ligand concentrations $K_I \ll S \ll K_A$, where $K_I \approx 18.2\mu M$ and $K_A \approx 3000\mu M$ are the dissociation constants for inactive and active Tar receptors respectively, the above equations provide a simple but phenomenologically accurate model² of the chemotactic response of *E. coli* bacteria to MeAsp; see for example [8], [3]. Furthermore, this is the range in which [7] predicted, and [4] experimentally verified, scale-invariant behavior for *E. coli* responses to MeAsp. (See also [6] for further theory of scale invariance.) To stay in this range, we use ligand concentrations very close to, and mostly larger than, $S = 100\mu M$. Since our objective is to understand the quality of the parabolic (reaction-diffusion) equation, we depart slightly from models cited above, in postulating an instantaneous re-orientation after tumbling. A model with tumbling would require additional analysis. Also, since motion is one-dimensional, we ignore rotational random drifts from linear movement.

The parameters in previous studies, see for example [3], are as follows:³

$$\nu = 0.0165, \quad N = 6, \quad q = 0.5, \quad r = 1280, \quad H = 10, \quad K = 0.000740, \quad p = 0.017$$

(in appropriate units corresponding to μM concentrations, times in seconds, and lengths in millimeters). We start with these, but we will vary p in order to understand how the speed of adaptation (i.e, the time-scale at which the state variable y evolves) affects the quality of our theoretical predictions.

In our numerical experiments, we take a one-dimensional channel of length 10 (in units of millimeters), and start all agents (cells) in the middle position, $x = 5$, randomizing the initial direction of movement as right or left with probability 1/2. The initial level $y(0)$ of every cell is picked such that the activity a equals the adapted value q . (This is in accordance with the pre-adaptation setup in the microfluidics experiments in [4].)

The length is picked large enough so that, in the time intervals considered (up to $[0, 200]$), no boundaries are reached, so that, for all practical purposes, we are working on an infinite domain. We always take 100,000 cells, and display histograms based on 100 equal-sized bins. (These numbers represent a heuristic compromise between computational effort and smoothness of empirical densities.)

²For convenience of analysis, we are using $y = e^{\alpha m}$ as a state variable, instead of the methylation level “ m ” as done in other papers.

³In terms of the parameters used in [3], $p = \alpha(k_R + k_B)$, where $\alpha = 1.7$ and $k_R = k_B = 0.005$.

We only consider exponential gradients $S(x) = \kappa e^{\rho x}$, in which case the advection term does not depend on x , because $S'(x)/S(x) = \rho$ is constant. We call ρ the “slope” (more precisely, this is the slope of $\log S$), and the shallow-gradient condition amounts to requiring $\rho \ll 1$. We typically pick ρ in the range 0.1 to 1. Under the assumption that $S(x)$ is exponential, our solution (43) becomes a constant coefficient advection-diffusion equation:

$$\frac{\partial n}{\partial t} = D \frac{\partial^2 n}{\partial x^2} - V \frac{\partial n}{\partial x}.$$

The general solution of this equation, when starting from a Dirac delta function at position $x_0 (= 5)$, has the form

$$n(x, t) = \mathcal{N}(x + x_0 - Vt, 2Dt)$$

where $\mathcal{N}(\mu, \sigma)$ is a Gaussian density with mean μ and variance σ . In other words, the solution is a translate of the fundamental solution of the heat equation. For purposes of comparison, the densities displayed at any given time t are plotted together with this theoretical prediction. As remarked earlier, the constant κ is picked so that $\kappa S(x_0) = 100$, that is, $\kappa = 100e^{-5\rho}$.

4.1 Slope $\rho = 0.1$, various values of p

In Figures 1 to 5, we display simulated and theoretical distributions at times $t = 10, 100, 200$ as well as a plot of the means of the distribution on the interval $[0, 200]$. Agreement to theory is very good, with larger p (faster internal adaptation dynamics) leading to closer fits.

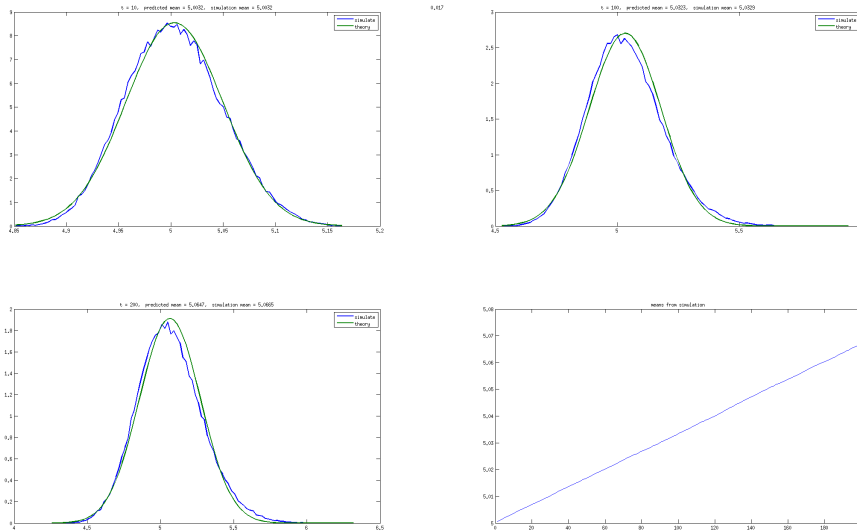


Figure 1: $\rho = 0.1, p = 0.017$

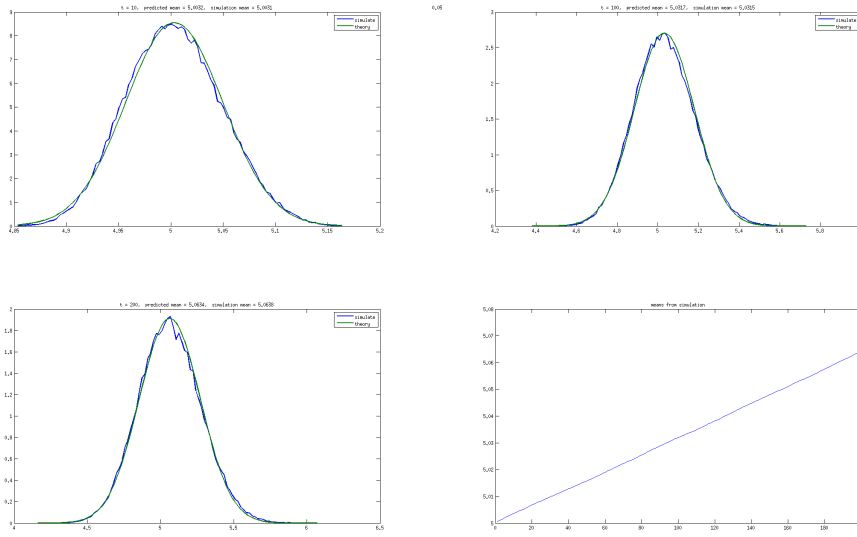


Figure 2: $\rho = 0.1, p = 0.05$

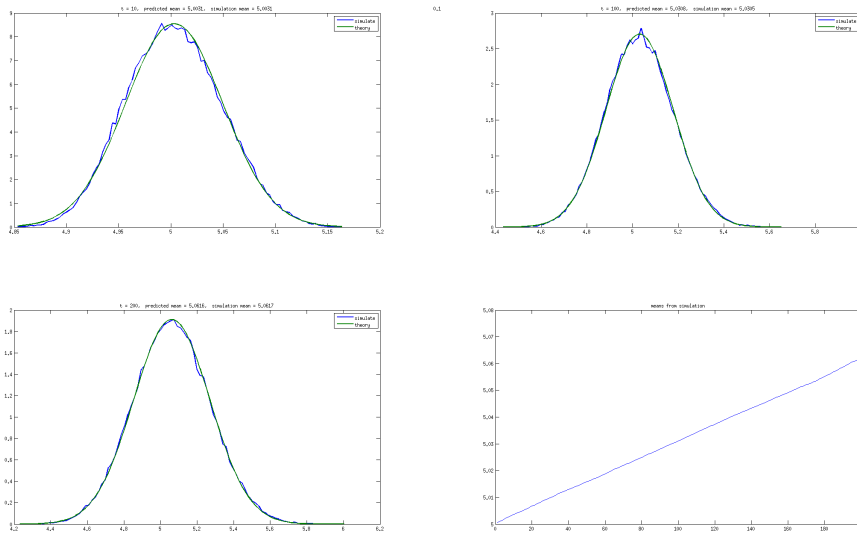


Figure 3: $\rho = 0.1, p = 0.1$

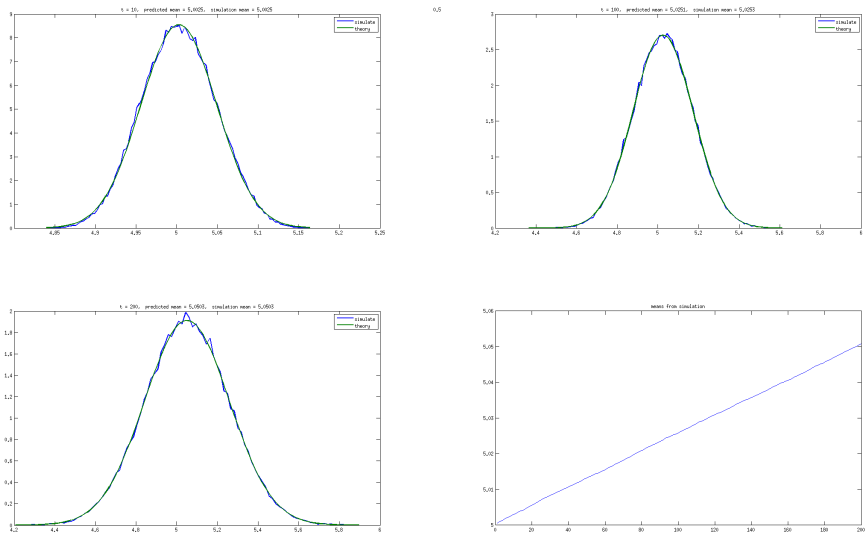


Figure 4: $\rho = 0.1, p = 0.5$

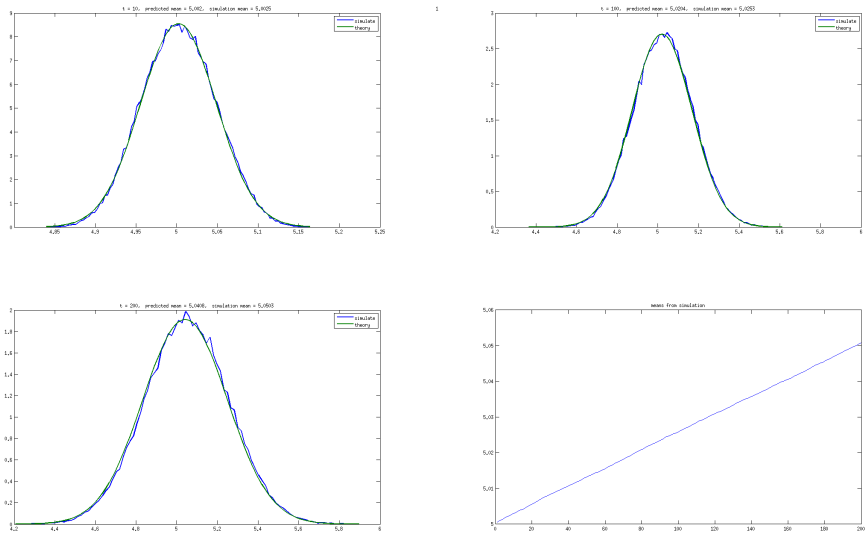


Figure 5: $\rho = 0.1, p = 1$

4.2 Slope $\rho = 1$, various values of p

In Figures 6 to 9, we give plots with simulated and theoretical distributions at times $t = 10, 100, 200$ as well as a plot of the means of the distribution on the interval $[0, 200]$. Agreement to theory is now poor when $p = 0.017$ and $p = 0.1$, but is considerably better with larger p (faster internal adaptation dynamics).

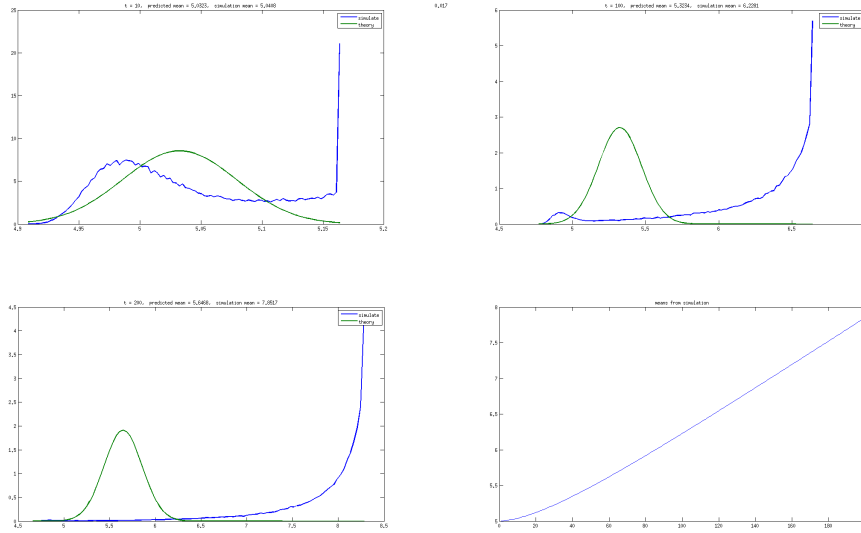


Figure 6: $\rho = 1, p = 0.017$

Observe that for low values of p , a large number of agents (cells) appear to be at the same “forward” position, moving to the right. An explanation of this phenomenon is that the probability of tumbling in each agent is very low. (The second peak is explained by the fact that $1/2$ of the cells were randomized to starting in a leftward motion. Thus, it takes a certain time for these cells to tumble and start moving right, toward higher nutrient concentrations.)

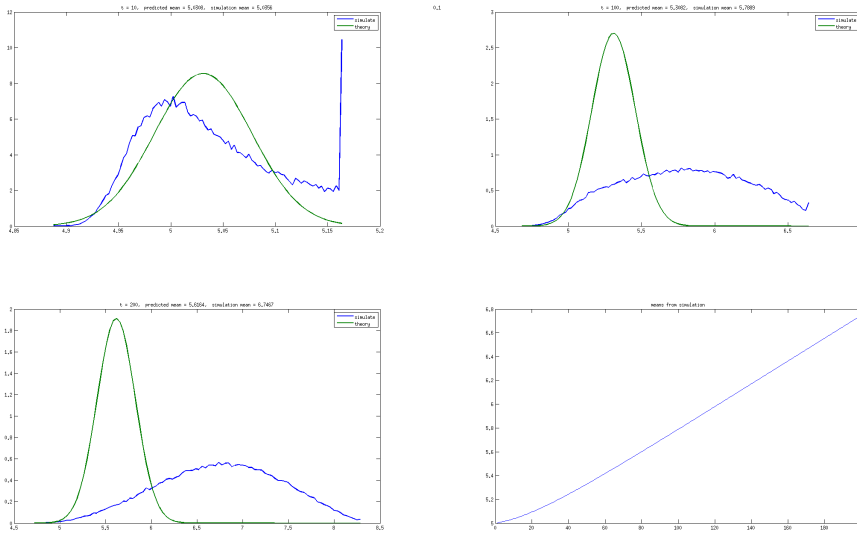


Figure 7: $\rho = 1, p = 0.1$

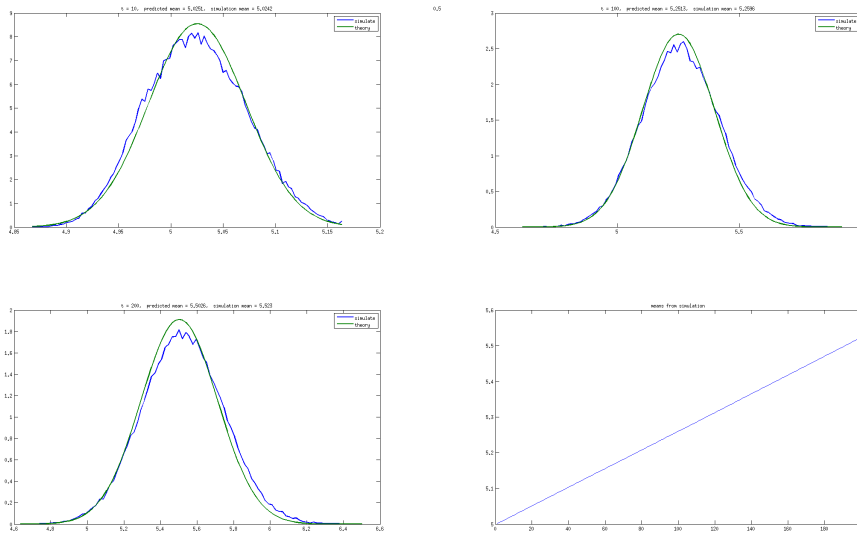


Figure 8: $\rho = 1, p = 0.5$

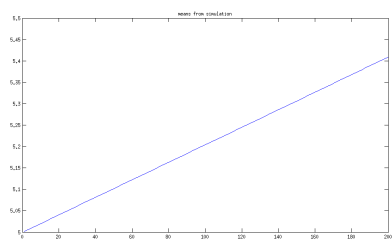
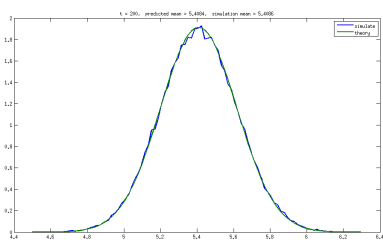
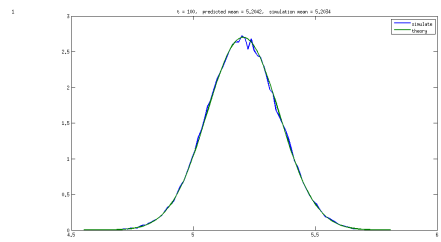
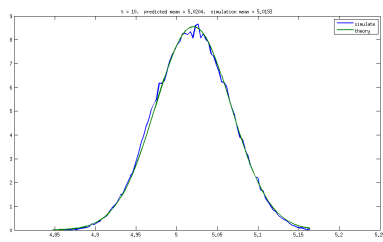


Figure 9: $\rho = 1, p = 1$

4.3 Slopes $\rho = 0.1$ to 0.5 , $p = 0.017$

To further understand the behavior when $p = 0.017$, which matches theory well when $\rho = 0.1$, but badly when $\rho = 1$, we show in Figures 10 to 14 similar graphs for values $\rho = 0.1, 0.2, 0.3, 0.4, 0.5$. We display distributions at times $t = 20, 30, 40$. Asymmetry becomes more obvious for larger slope, and a small “right-moving front” can be seen arising at $\rho = 0.5$.

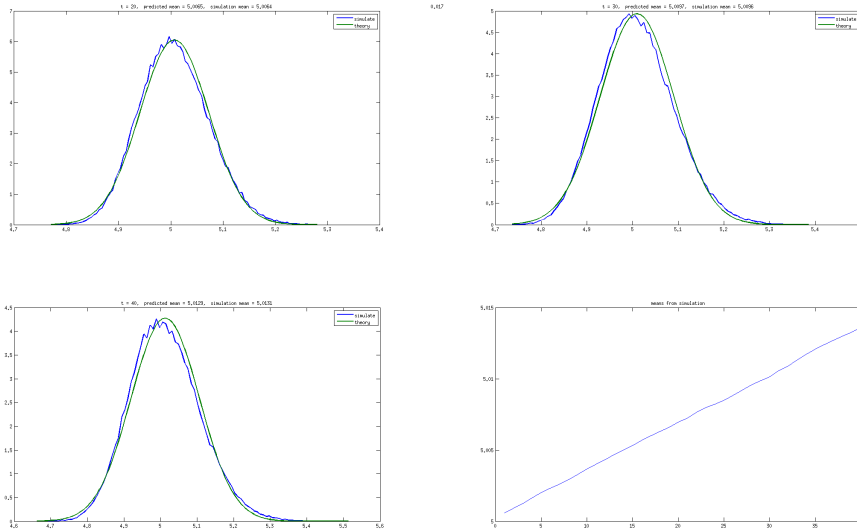


Figure 10: $\rho = 0.1, p = 0.017$

4.4 Slope $\rho = 1$, $p = 0.017, 0.1, 1$: plots of jump rates

As remarked above, one may expect that the “right-moving front” observed for large slopes ρ and small adaptation time p is due to the jump (tumbling) rate $\lambda(t)$ (that is, $\lambda(t)dt$ the probability of a jump in an interval $[t, t + \delta t]$) being low when p is small. This is indeed seen in the simulations. Figures 15, 16, and 17 show the mean value of the jump rate $\lambda(t)$, averaged over all 100,000 cells in the simulation. Observe that the value approaches zero when p is small. However, for larger p , for example $p = 1$, these probabilities rapidly approach a more or else constant (and larger) value. These simulations are performed on the interval $[0, 100]$.

The mean and standard deviations of $\lambda(100)$ are, respectively, as follows:

$$\mathbf{0.017} : 0.1286, 0.7404; \quad \mathbf{0.1} : 0.4930, 0.7413; \quad \mathbf{1} : 1.2232, 0.2499 .$$

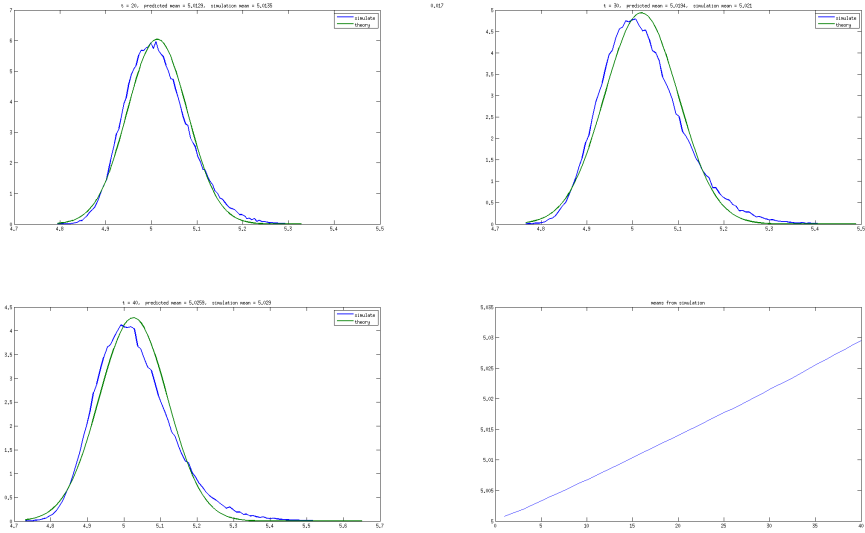


Figure 11: $\rho = 0.2, p = 0.017$

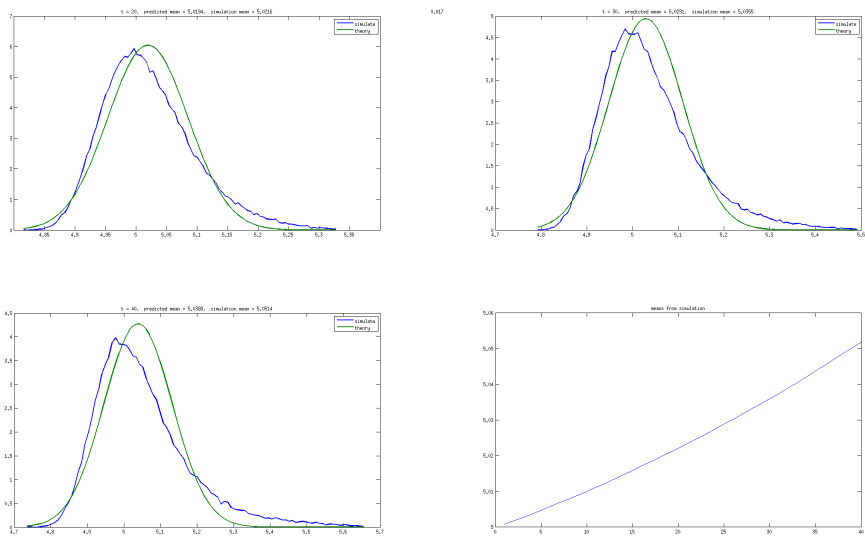


Figure 12: $\rho = 0.3, p = 0.017$

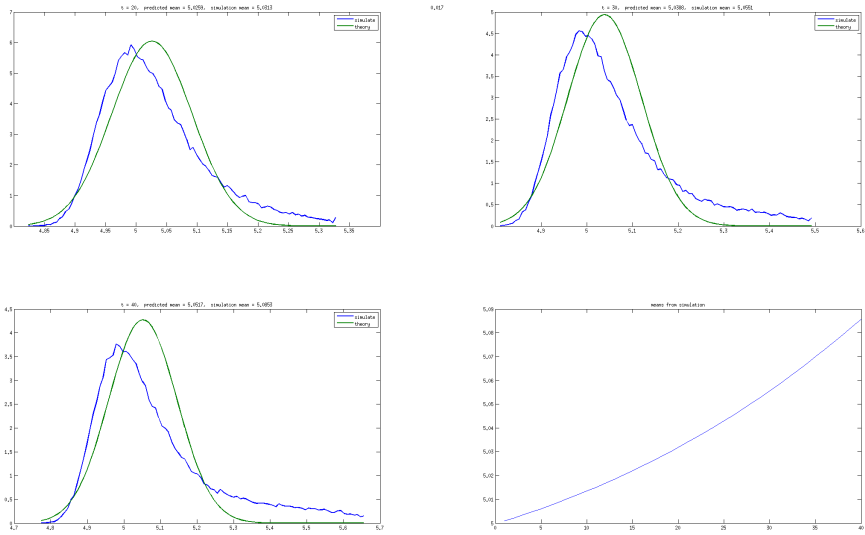


Figure 13: $\rho = 0.4, p = 0.017$

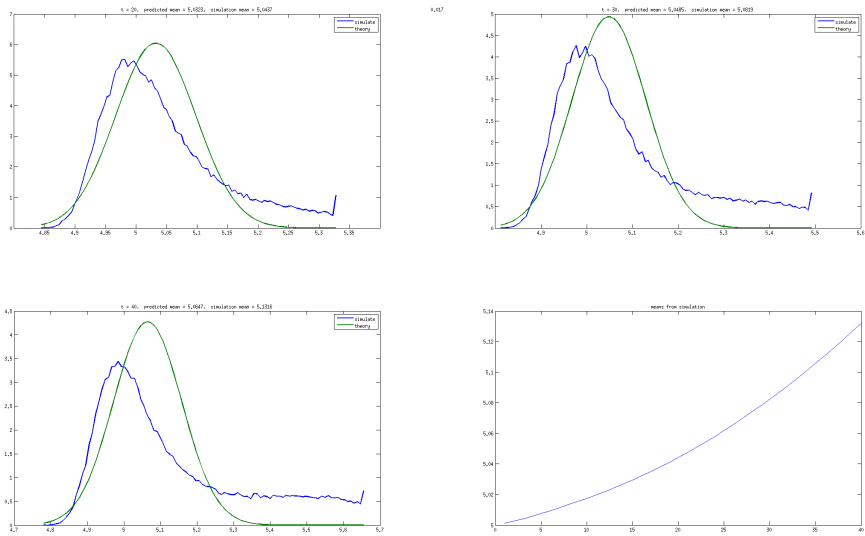


Figure 14: $\rho = 0.5, p = 0.017$

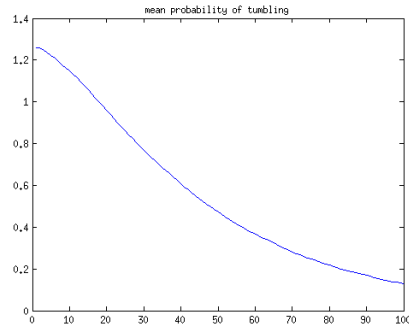


Figure 15: $\rho = 1$, $p = 0.017$, population means of $\lambda(t)$

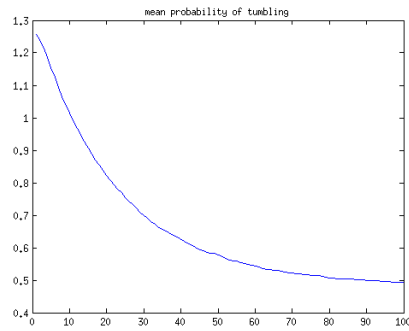


Figure 16: $\rho = 1$, $p = 0.1$, population means of $\lambda(t)$

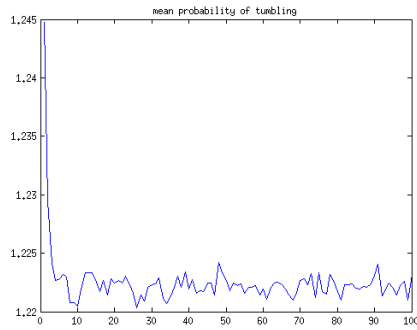


Figure 17: $\rho = 1$, $p = 1$, population means of $\lambda(t)$

4.5 Ideal steady-state values of λ

When $S'/S \equiv \rho$, the $z = p(a - q)$ variable in our theoretical derivation evolves according to the following cubic differential equation:

$$\frac{dz}{dt} = \frac{N}{p}(z + pq)(z + pq - p)(z \pm \nu\rho) \quad (44)$$

where the $+$ sign is picked when the agents are moving rightward and the $-$ sign is picked otherwise. Physically, one is interested in solutions with positive $y(t)$, so that the activity $a(t)$ is always in the interval $(0, 1)$, which means, in terms of the z variable, that we must study Equation (44) on the interval $J = (-pq, -pq + p)$. We will always assume that $0 < q < 1$, since otherwise the system has no equilibria for constant inputs (and in particular, does not perfectly adapt to step signals). Observe that J is forward-invariant, since $\dot{z} = 0$ when $z = -pq$ and when $z = p - pq$. There is a third root of the cubic at $z = \mp\nu\rho$, and this root belongs to the interval J if and only if $pq - p < \pm\nu\rho < pq$.

Suppose now that $\rho > 0$ (source of nutrient is to the right), as in our simulations, and consider an agent that is moving rightward (“ $+$ ” sign). We consider three cases:

- $p(q - 1) < \nu\rho < pq$: in this case, as long as there are no jumps (direction reversals), $z(t) \rightarrow \bar{z} = -\nu\rho$ as $t \rightarrow \infty$.
- $pq < \nu\rho$: in this case, as long as there are no jumps, $z(t) \rightarrow -pq$ as $t \rightarrow \infty$.
- $\nu\rho < p(q - 1)$: this case cannot happen, because $q < 1$ and $\nu\rho > 0$.

Thus, there is a bifurcation when the parameters satisfy:

$$pq = \nu\rho.$$

In terms of the exponential rate for jumps $\lambda(t) = \frac{r}{p^H}(z(t) + pq)^H$, we have in the first case that

$$\lambda(t) \rightarrow \bar{\lambda} = \frac{r}{p^H}(pq - \nu\rho)^H$$

as $t \rightarrow \infty$, and in the second case that

$$\lambda(t) \rightarrow 0.$$

Now, suppose that an individual agent has spent enough time moving to the right that z has achieved a value close to its steady state. If the parameters are such that $pq < \nu\rho$ or if $pq \approx \nu\rho$, then the rate $\lambda \approx 0$, and there will be no further jumps in direction; the agent will continue traveling rightward forever. With these parameters, we will observe a front moving rightward. For example, for $p = 0.017$, $q = 0.5$, and $\nu = 0.0165$, this phenomenon will happen when the slope is larger than approximately 0.5, which is perfectly consistent with our simulations. On the other hand, for larger p , for example $p = 1$, this will not happen until the slope is very large (larger than about 30). In summary, for either faster dynamics (p larger) or smaller slopes (smaller ρ), we expect our diffusion approximation to be more accurate. This is consistent with the simulation results.

References

- [1] R. Erban and H. G. Othmer. From individual to collective behavior in bacterial chemotaxis. *SIAM Journal on Applied Mathematics*, 2004.
- [2] D. Grunbaum. Advection-diffusion equations for internal state-mediated random walks. *SIAM Journal on Applied Mathematics*, 61(1):43–73, 2000.
- [3] L. Jiang, Q. Ouyang, and Y. Tu. Quantitative modeling of escherichia coli chemotactic quantitative modeling of escherichia coli chemotactic motion in environments varying in space and time. *PLoS Computational Biology*, 2010.
- [4] M. D. Lazova, T. Ahmed, D. Bellomo, R. Stocker, and T. S. Shimizu. Response rescaling in bacterial chemotaxis. *Proc. Natl. Acad. Sci. U.S.A.*, 108:13870–13875, 2011.
- [5] O. Shoval, U. Alon, and E.D. Sontag. Input symmetry invariance, and applications to biological systems. *Proc. IEEE Conf. Decision and Control, Orlando, Dec. 2011, IEEE Publications*, page TuA02.5, 2011.
- [6] O. Shoval, U. Alon, and E.D. Sontag. Symmetry invariance for adapting biological systems. *SIAM Journal on Applied Dynamical Systems*, 10:857–886, 2011.
- [7] O. Shoval, L. Goentoro, Y. Hart, A. Mayo, E.D. Sontag, and U. Alon. Fold change detection and scalar symmetry of sensory input fields. *Proc. Natl. Acad. Sci. U.S.A.*, 107:15995–16000, 2010.
- [8] Y. Tu, T. S. Shimizu, and H. C. Berg. Modeling the chemotactic response of *Escherichia coli* to time-varying stimuli. *Proc. Natl. Acad. Sci. U.S.A.*, 105:14855–14860, 2008.