

HTC Scientific Computing in a Distributed Cloud Environment

R.J. Sobie, A. Agarwal, I. Gable, C. Leavett-Brown, M. Paterson, R. Taylor
Institute of Particle Physics
University of Victoria
Victoria, Canada

A. Charbonneau, R. Impey, W. Podiama
National Research Council of Canada
Ottawa, Canada

Abstract

This paper describes the use of a distributed cloud computing system for high-throughput computing (HTC) scientific applications. The distributed cloud computing system is composed of a number of separate Infrastructure-as-a-Service (IaaS) clouds that are utilized in a unified infrastructure. The distributed cloud has been in production-quality operation for two years with approximately 500,000 completed jobs where a typical workload has 500 simultaneous embarrassingly-parallel jobs that run for approximately 12 hours. We review the design and implementation of the system which is based on pre-existing components and a number of custom components. We discuss the operation of the system, and describe our plans for the expansion to more sites and increased computing capacity.

1 Introduction

Large scientific projects are increasingly becoming international in scope with each national group providing computational resources to the collaboration. Computational grids are designed to unify the distributed resources into a single infrastructure [15]; and the WLCG [8], used by the experiments at the Large Hadron Collider project, is an example of a successfully operating computational grid. One of the challenges of a computational grid is that the use of the remote resources is subject to the local policies and software implemented at each site. Virtualization technologies offer a mechanism for minimizing the dependence on the local configuration by encapsulating the complex application software suite into a virtual machine (VM) image. It has been shown that particle physics applications, for example, can run in a VM image without any loss in efficiency [2]. There are many examples of scientific projects running large numbers of jobs on Infrastructure-as-a-Service (IaaS) academic clouds¹ or commercial clouds (for example, see [26], [6] or [18]).

Recently it was pointed out that a “grid of clouds” or “sky computing” is a potential solution for combining separate IaaS clouds into a unified infrastructure [20]. We have been operating a distributed cloud computing system for a number of years for the particle physics and astronomy communities in Canada. The computational resources in Canada, like in most countries, are distributed and shared with many user communities. A distributed cloud computing system provides important benefits: virtualization shields the application suite from changing technologies and reduces the need for systems personnel to be knowledgeable about the user application; IaaS clouds provide a simple way to dynamically manage the load between multiple projects within a single center; and a distributed cloud aggregates heterogeneous clouds into a unified resource with a single end-point for the users.

The design and initial operation of our distributed cloud computing system has been discussed in an earlier publication [11]. Over the past year the system has been expanded to include more IaaS clouds and applications. We are currently running an average of 500 simultaneous jobs with peaks of approximately 1000 simultaneous jobs. We estimate that nearly 500,000 particle physics and astronomy jobs have been completed. We continue to improve the capabilities of the system. Recently we have added the ability to simultaneously use multiple types of IaaS clouds and support multiple hypervisors. We have enhanced the monitoring and management tools, and enabled the system to use remote software and data repositories. We review the design of the distributed cloud computing system and discuss the results using particle physics applications. We describe our plans to increase the computing capabilities of the distributed cloud computing system and run data intensive applications.

2 Design overview

We give an overview of the components used in the distributed cloud computing system. We discuss the interactive cloud service, user authentication and delegation, VM image repository, batch cloud services, software repository, data repository, and system monitoring and management tools.

¹An academic cloud is one that is operated by a research organization such as a university or laboratory on behalf of its constituency

Interactive cloud services

An interactive service is provided with a single head node configured with Scientific Linux and a set of VM image management tools. The user has access to a VM image repository which can be used to store customized VM images (described below).

Users submit batch jobs from the interactive system using HTCondor [27] as if they were submitting jobs to a conventional HTC batch computing system. The user can query the batch queue, cancel jobs and retrieve the output of their jobs using the HTCondor commands. Once a user submits their jobs, the instantiation of the VM image on the clouds and the assignment of jobs to the available resources is hidden from the user. However, the user can specify to run their job on a single cloud or set of clouds by setting a custom configuration option in the HTCondor job description file.

A full description of our interactive system is found in Ref. [1]. Our astronomy colleagues provide a similar but separate interactive service.

User authentication and delegation

We use X.509 certificates [28] to authenticate users, and the MyProxy Credential Management System [14] to obtain proxy credentials that are used to delegate the user's authority to the system services.

The user uploads their credentials to a MyProxy server and creates a 12-hour proxy certificate from the MyProxy server. The proxy certificate is used to authenticate the user's interaction with the VM image repository, the batch submission system and cloud scheduling service.

A user's credentials must be authenticated and authorized before they can boot or stop VM images on a Nimbus cloud [23]. A group authentication, using a single shared access key, is used on OpenStack [24] clouds.

Virtual machine image repository

We have developed a VM image repository, called Repoman [29], that is designed to operate as a standalone system and be independent of the type of IaaS cloud. At the beginning of the project, there were no VM image repositories that met our requirements, however, today there are alternative VM image repositories such as Glance in OpenStack [17] which provides VM image management on OpenStack installations; and the FutureGrid Image Repository [13] which offers similar functionality to Repoman.

Repoman is implemented as a RESTful web service authenticated with X509 certificates as discussed in the previous section. The user can boot a VM image, customize and save the image in the Repoman repository. VM images are accessible via HTTP(S) and retrieved with tools such as wget and curl. A detailed description of Repoman is found in ref. [29].

A new feature of Repoman, not previously described, is its ability to manage VM images capable of running under both the KVM [21] and Xen [7] hypervisors. Such an image is said to be a "dual-hypervisor" image. The instance creation services of both the batch and interactive systems use this new feature to start dual-hypervisor VM images seamlessly on any of the available clouds, regardless of hypervisor type (KVM or Xen). Neither the OpenStack Glance nor FutureGrid Image Repository provide this feature.

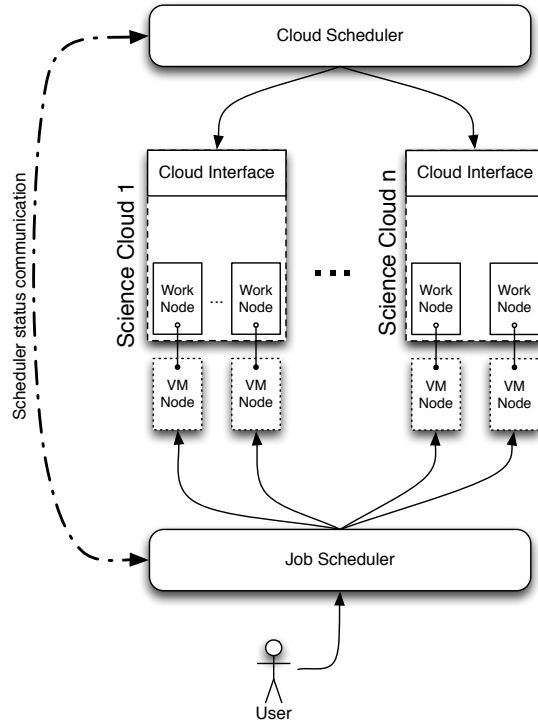


Figure 1: An overview of the architecture used for the system. A user prepares their VM image and a job script. The job script is submitted to the HTCondor job scheduler. Cloud Scheduler reads the job queue and makes a request to boot the user VM on one of the available clouds. Once the VM is booted, it attaches itself to the HTCondor pool and HTCondor assigns jobs to the VM image. When there are no more user jobs requiring that VM type, Cloud Scheduler makes a request to the proper cloud to shutdown the user VM.

Batch cloud services

The scheduling of jobs is performed by HTCondor [27] and the deployment of VM images is done by Cloud Scheduler [3] (see fig. 1).

HTCondor is a well-known job scheduler similar to PBS [25] and GridEngine [19]. HTCondor was designed as a cycle scavenger making it an ideal job scheduler for a dynamic environment where resources (VM instances) appear and disappear based on demand. HTCondor manages a queue of jobs that are ordered by the submission time. Periodically it cycles through the queue and submits the highest priority job² when the job requirements can be matched with the properties of a resource. We have selected a simple scheduling algorithm as the system is currently used by a limited number of users.

The user prepares an HTCondor job description file that specifies the VM image required for the job and the system requirements for instantiating the VM image on the clouds.

²Apart from the “Priority-FIFO” policy, HTCondor also supports both job and user priorities. For more details see http://research.cs.wisc.edu/htcondor/manual/v7.8/2_7Priorities_Preemption.html.

For Nimbus clouds, the user must provide a URL to the location of the VM image, the path to the user’s proxy credential, the host name of the MyProxy server, the system architecture, the number of cores and the memory size. In addition, the user can include temporary storage by requesting Nimbus attach an optional block device, known as a blank space partition, of a specified size. We have observed that Nimbus does not provide any safeguards against over allocation of the temporary storage which can result in I/O errors to the block device. This issue is mitigated if the cloud provides sufficient resources to satisfy the storage requests.

The user must give the AMI (Amazon Machine Image) identifier of the VM image and instance type for OpenStack clouds. The instance type determines the parameters of the various VM images (e.g. CPU, storage and memory) that are available to users.

Once the job description file is complete, then the user issues the *condor_submit* command to add the job to the HTCondor job queue. Alternatively, if the job is part of a collection of inter-dependent tasks, the user can include the job in a Directed Acyclic Graph (DAG) input file to be submitted by the *condor_submit_dag* command [27]. The HTCondor DAG Manager manages the sequence and conditional execution of all jobs within a DAG input file, and is completely compatible with the regular HTCondor job queue and the operations of Cloud Scheduler.

The management of the VMs in the distributed cloud computing system is done by a customized component called Cloud Scheduler [3]. HTCondor recently added the ability to boot VM images [27], however, the implementation necessitates that the user manage their resources as well as their jobs. Cloud Scheduler periodically reviews the requirements of the jobs in the HTCondor job queue and makes requests to boot user-specific VM images on one of the IaaS clouds (see fig. 1). Once the VM image is booted, then the condor worker starts running and adds itself to the HTCondor resource pool, and is ready to accept jobs. Cloud Scheduler selects the user job with the highest priority in the HTCondor job queue and searches for a cloud where the user VM can be booted. Once a VM image is booted for the first user, Cloud Scheduler re-examines the job queue for the highest priority job of a different user and requests the instantiation of this user’s VM image on one of the clouds. This procedure is repeated for each user in the job queue until all users have an opportunity to start one job in a Cloud Scheduler scheduling cycle. If there are no available resources for a job of a given user, then Cloud Scheduler searches for another job from the same user with a different VM type before looking at the next user.

The job and VM scheduling algorithm is based on our operational experience. We anticipate that the scheduling algorithms will evolve as the system scales to more users and resources. For example, we have observed that the scheduling of VM images is not fully efficient when there are user requests for both single-core and whole-node VM images. We are considering a simple solution that would separate the jobs requiring single-core and whole-node VM images.

Cloud Scheduler is able to load-balance the distributed cloud by equalizing the number of instantiated VM images of the users. Currently we have configured Cloud Scheduler to re-balance the system by retiring one VM instance of the user with the most number of instantiated VMs and then request that a new VM of the next user be booted on a cloud. Cloud Scheduler retires an existing VM instance by sending the HTCondor server a request to issue a *condor_off* command to shut down the HTCondor daemons on the existing VM instance. This will stop new jobs from starting on the existing VM instance and let the current job finish.

Cloud Scheduler will shutdown VM instances in an error state (as reported by the cloud platform). VM instances can also be stopped by the local system (e.g. the IaaS cloud is down for maintenance). If the resource (VM instance) used by a job disappears, then HTCondor reschedules

the job for execution and Cloud Scheduler will request a new VM image be booted on one of the clouds.

It is important that Cloud Scheduler maintain a valid proxy certificate for each user otherwise it loses the ability to manage the user’s VM instances on Nimbus clouds. To avoid the system going into such a state, Cloud Scheduler will shutdown a VM instance on a Nimbus cloud if the validity of the user’s proxy certificate is about to expire.

VM instances on a Nimbus cloud have a default lifetime of seven days whereas OpenStack clouds have an infinite lifetime. Cloud Scheduler tracks the lifetime of the VM instances and will shut the instance down before the end of its life.

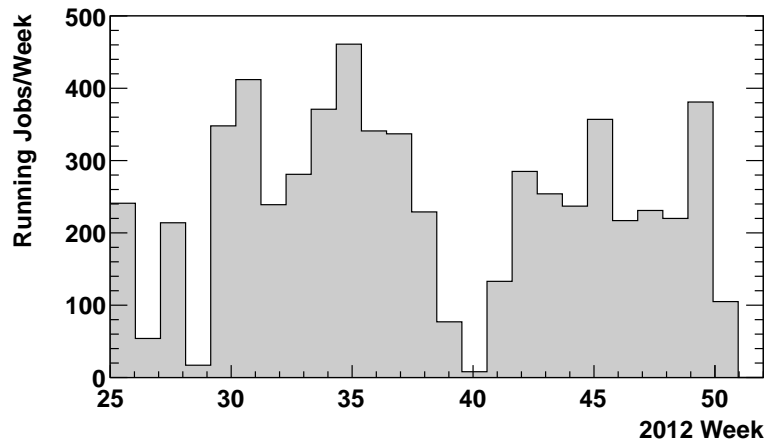


Figure 2: The average number of simultaneously running particle physics jobs for each week between July 1 and December 31 2012. The label on the horizontal axis is the week number of the year. The average number of jobs is approximately 250 with peaks approaching 500 jobs. The Melbourne cloud joined the system in December and is not included in this plot.

Software repositories

We use the CernVM file system (CVMFS) [9] for managing application software in a virtual environment. Each suite of application software is stored in a separate appliance, which presents a POSIX file system tree to the clients. The VM images do not have a copy of the application software but use the CVMFS client, employing the HTTP protocol and FUSE file system, to view the complete application tree and stage-in the required components. CVMFS reduces the size of the VM image and minimizes the time to propagate the image to distant clouds as the required software files will only be uploaded as they are requested.

Data repository

We provide a read-only data repository to the batch VM instances with write access available through the interactive system. We use a two-tier approach for the data repository, with Lustre [22] as the filesystem for backend data storage and Apache2/WebDAV [30] for the frontend data distribution.

Lustre provides a single name space, large capacity, and load sharing over multiple servers. Apache2/WebDAV uses HTTP(S) protocols to present a POSIX compliant filesystem. The WebDAV client, like CVMFS, presents a view of the entire filesystem tree but only stages the file content as it is accessed. WebDAV supports both read and write requests from clients; however, we restrict clients to read-only access to the repository by using the Apache2 “LimitExcept” directives. Our preliminary studies indicate that WebDAV provides superior performance compared to the other data repository access methods.

The output data from the batch jobs is written to ephemeral storage attached to the VM instance. HTCondor commands are employed by the user on the interactive system to retrieve the data. If any output data is produced in an interactive VM instance, then the user is responsible for transferring their data to permanent storage using data transfer tools typically used in a grid environment (e.g. gridFTP).

System monitoring and management tools

We have developed a set of management tools for the administrator. The tools allow the administrator to dynamically add or remove IaaS clouds from the batch system. The administrator has the ability to stop running VM instances if necessary. Users have access to tools on the interactive system provided by HTCondor and Repoman as well as a number of customized tools.

We monitor the number of VM instances and jobs on the entire system and on each cloud. All the servers provide detailed monitoring information that can be graphically displayed or written to a file for later analysis. If the VM image includes a monitoring option, then detailed information on each VM instance is recorded and available for display.

3 Results

This section gives a description of the applications used in the distributed cloud computing system and a discussion of the system performance.

Application image

The particle physics applications used on the distributed computing cloud system are from the BaBar experiment based at the SLAC National Laboratory Center in Palo Alto [5] and the ATLAS experiment based at the CERN Laboratory in Geneva [4]. The system has been used to run production jobs from both collaborations as well as local user analysis jobs. Production jobs are centrally controlled by a small team and are used to reconstruct the raw data into the relevant quantities for physics analysis or to generate simulated data (Monte Carlo) samples which are used to develop selection algorithms and understand the response of the detector systems.

We have described the use of the distributed cloud for the BaBar experiment in a previous publication [1]. The BaBar experiment stopped recording particle collision data in 2008 and its current

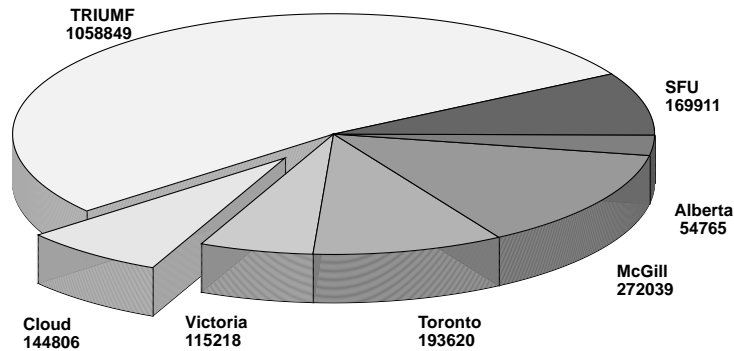


Figure 3: The pie chart shows the number of completed simulation production jobs on the Canadian resources used by ATLAS between July 1 and December 31 2012. There is a Tier-1 facility in TRIUMF, and five Tier-2 facilities in Victoria, Toronto, Montreal, Edmonton and Vancouver. The distributed cloud ran approximately 7% of the simulation jobs; however, the other centers also run the analysis jobs which are not included in the total number of jobs.

demands for production jobs using external resources is small. Currently we use the distributed cloud for local analysis of BaBar data samples.

We have created a VM image for the ATLAS production jobs and a second VM image for the ATLAS and BaBar analysis jobs. The production-VM image uses CernVM 2.6.0 [10], Scientific Linux 5.8, and three CVMFS repositories provided by CERN (ATLAS software with 23 million files and 1.3 TB; ATLAS calibration data with 8000 files and 473 GB; and grid utility software with 200,000 files and 3.4 GB). The size of the VM image is approximately 9 GB. and is instantiated with a 100 GB ephemeral block device mounted at /tmp for all temporary input and output data.

The analysis-VM image uses Scientific Linux 5.7 with an additional BaBar repository (200,000 files and 11 GB). The image size is 3.8 GB and is also instantiated with 100 GB of storage. The production-VM image (CernVM) is only 28% full with the rest of the space used for caching and swap space whereas the analysis-VM image has only a small amount of cache space and no swap space in the image. The typical time required to save a VM image in Repoman is approximately 1 minute per Gigabyte.

There are significant benefits if the VM instance uses all the cores of the node (“whole-node” VM instances). Whole-node VM instances reduce the number of VM images that need to be transferred from the Repoman image repository, making efficient network use and minimizing the load on the VM image servers. Whole-node VM instances require only one CVMFS cache per physical node for all the jobs, making more efficient use of the local storage and eliminating duplicate transfers to the cache and disk contention.

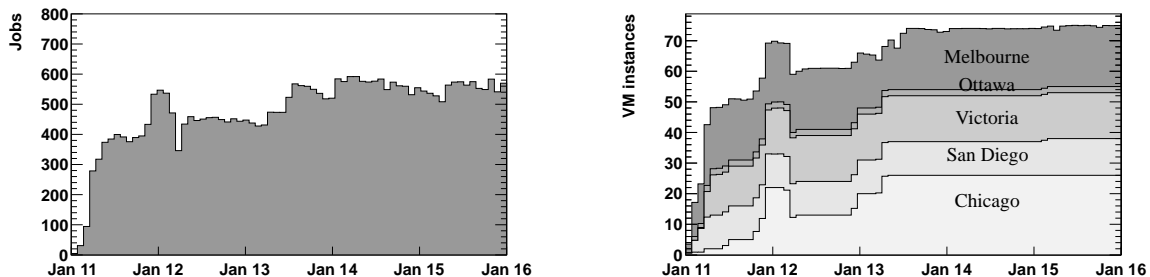


Figure 4: The number of jobs and VM instances on the distributed cloud computing system for a five day period starting January 11 2013. The plot of VM instances includes five separate IaaS clouds. All the VM instances in this plot are whole-node VM instances.

System performance

The distributed cloud computing system uses IaaS academic clouds in Canada (Victoria and Ottawa), the United States (FutureGrid clouds in San Diego and Chicago) [16] and Australia (Melbourne). In Victoria, we have two IaaS clouds with one belonging to the particle physics group and another owned by Compute Canada [12]. The Victoria and FutureGrid clouds run Nimbus while the Melbourne cloud uses OpenStack. One of the Victoria clouds and the FutureGrid clouds use Xen images while the second Victoria cloud and Melbourne use KVM images. Our astronomy colleagues use a different set of clouds for their applications, however, we share the Victoria Compute Canada cloud. We are testing a number of commercial clouds; however, we find that the commercial clouds often do not provide the type of image we require for our applications (e.g. particle physics applications typically use older releases of the Linux operating system) and in other cases our use is limited as our connection is via a low-bandwidth commercial network.

The distributed cloud computing system is integrated with the Victoria ATLAS Tier-2 center providing an extension of the compute resources. A Tier-2 center is used to generate simulated data samples and provide computational resources for the individual researchers. Our system is currently restricted to applications with relatively low I/O data requirements. Further study is required before higher I/O production jobs can be run on the system.

We show the average number of simultaneously running ATLAS jobs per week on the system for the six month period from July to December 2012 in fig. 2. The plot does not include the jobs from the Melbourne cloud which joined the system in December 2012. Typically, 250 jobs were running in this period with peaks of 500 simultaneous jobs. Fig. 3 shows that there were approximately 144,000 completed ATLAS jobs on the distributed cloud computing system, accounting for about 7% of the total Canadian simulation production³ in the same period. The processing efficiency of the simulation production jobs on the Canadian resources is 97.4- 98.7% and 93.0% for the cloud resources where the efficiency is defined to be the CPU time divided by the wallclock time. The remote resources must retrieve a VM image and access the CVMFS server in Victoria. We have made no attempt to optimize the processing efficiency.

³ Note that the other Canadian sites also run analysis jobs in addition to the simulation production jobs.

In the top plot of fig. 4, we show the number of ATLAS production jobs running in a five-day period starting January 11 2013. The bottom plot shows the number and location of VM instances during the same period. The IaaS clouds active at this time were Melbourne, Ottawa, Victoria, San Diego and Chicago. Each VM instance is a whole-node (8-core) instance. We observe that the number of jobs fluctuates due to a number of factors: the ATLAS jobs are automatically assigned to our system by a central production team; and the individual clouds have the ability to modify the number of VM instances on their system based on their local demand and local maintenance schedules.

4 Summary

We have described the design and operation of a distributed cloud computing system for high-throughput computing (HTC) scientific applications. The system is composed of a number of separate IaaS clouds that are utilized in a unified infrastructure for applications in particle physics and astronomy. The distributed cloud has been in production-quality operation for two years with approximately 500,000 completed jobs.

The short-term plans are to scale the distributed cloud computing system to run more than 1000 simultaneous jobs by adding three new IaaS academic clouds in 2013. Currently, the system has been primarily used for low I/O applications, however, we are able to run high I/O particle physics applications on the two clouds in Victoria, which are co-located with the data repository. However, running more high I/O jobs on the full system will require a more sophisticated approach to managing the data in a distributed fashion. The WLCG project [8] has devoted a significant amount of effort studying the best techniques for managing data in a wide-area computing grid and we plan to leverage their developments.

Acknowledgments

The support of CANARIE, the Natural Sciences and Engineering Research Council, the National Research Council of Canada, and FutureGrid are acknowledged. FutureGrid is supported in part by the National Science Foundation under Grant No. 0910812.

References

- [1] A. Agarwal, M. Anderson, P. Armstrong, A. Charbonneau, R. Demarais, K. Fransham, I. Gable, D. Harris, R. Impey, C. Leavett-Brown, M. Paterson, W. Podaima, R. Sobie, and M. Vliet. Simulation and user analysis of BaBar data in a distributed cloud. *PoS, ISGC 2011* and OGF 31:086, 2011.
- [2] M. Alef and I. Gable. HEP specific benchmarks of virtual machines on multi-core CPU architectures. *Journal of Physics: Conference Series*, 219(5):052015, 2010.
- [3] P. Armstrong, A. Agarwal, A. Bishop, A. Charbonneau, R. Desmarais, K. Fransham, N. Hill, I. Gable, S. Gaudet, S. Goliath, R. Impey, C. Leavett-Brown, J. Ouellete, M. Paterson, C. Pritchett, D. Penfold-Brown, W. Podaima, D. Schade, and R. Sobie. Cloud Scheduler: a resource manager for a distributed compute cloud. arXiv:1007.0050v1 [cs.DC].

- [4] ATLAS experiment at the CERN Laboratory in Geneva. <http://www.cern.ch/>.
- [5] BABAR experiment at the SLAC National Accelerator Laboratory in Palo Alto. <http://www-public.slac.stanford.edu/babar/>.
- [6] J. Balewski, J. Lauret, D. Olson, I. Sakrejda, D. Arkhipkin, J. Bresnahan, K. Keahey, J. Porter, J. Stevens, and M. Walker. Offloading peak processing to virtual farm by STAR experiment at RHIC. *Journal of Physics: Conference Series*, 368(1):012011, 2012.
- [7] P. Barham, B. Dragovic, K. Fraser, S. Hand, T. Harris, A. Ho, R. Neugebauer, I. Pratt, and A. Warfield. Xen and the art of virtualization. In *Proceedings of the 19th ACM Symposium on Operating Systems principles*, SOSP '03, pages 164–177, New York, 2003.
- [8] I. Bird. Computing for the Large Hadron Collider. *Annual Review of Nuclear and Particle Science*, 61(1):99–118, 2011.
- [9] J. Blomer, P. Buncic, and T. Fuhrmann. CernVM-FS: delivering scientific software to globally distributed computing resources. In *Proceedings of the first international workshop on Network-aware data management*, NDM '11, pages 49–56, New York, NY, USA, 2011. ACM.
- [10] P. Buncic, C. A. Sanchez, J. Blomer, L. Franco, A. Harutyunian, P. Mato, and Y. Yao. CernVM - a virtual software appliance for lhc applications. *Journal of Physics: Conference Series*, 219(4):042003, 2010.
- [11] A. Charbonneau, A. Agarwal, M. Anderson, P. Armstrong, K. Fransham, I. Gable, D. Harris, R. Impey, C. Leavett-Brown, M. Paterson, W. Podaima, R. Sobie, and M. Vliet. Data intensive high energy physics analysis in a distributed cloud. *Journal of Physics: Conference Series*, 341:012003, 2012.
- [12] Compute Canada. <http://computeCanada.ca/>.
- [13] J. Diaz, G. von Laszewski, F. Wang, A. J. Younge, and G. C. Fox. Futuregrid image repository: A generic catalog and storage system for heterogeneous virtual machine images. In *Third IEEE International Conference on Cloud Computing Technology and Science (CloudCom2011)*, Athens, Greece, 2011.
- [14] T. Fleury, J. Basney, and V. Welch. Single sign-on for java web start applications using myproxy. In *Proceedings of the 3rd ACM workshop on Secure Web Services*, SWS '06, pages 95–102, New York, 2006.
- [15] I. Foster and C. Kesselman. *The Grid: Blueprint for a New Computing Infrastructure*. Morgan Kaufmann, 1999.
- [16] FutureGrid: a distributed testbed exploring possibilities with clouds, grids and high performance computing. <https://portal.futuregrid.org/>.
- [17] Glance, the Openstack VM image repository. <http://docs.openstack.org/developer/glance/>.

- [18] R. Graciani Diaz, A. Casajus Ramo, A. Carmona Agüero, T. Fifield, and M. Sevier. Belle-DIRAC setup for using Amazon Elastic Compute Cloud. *J. Grid Comput.*, 9(1):65–79, Mar. 2011.
- [19] Oracle Grid Engine. <http://www.oracle.com/>.
- [20] K. Keahey, M. Tsugawa, A. Matsunaga, and J. Fortes. Sky computing. *Internet Computing, IEEE*, 13(5):43–51, 2009.
- [21] KVM (Kernel-based Virtual Machine). http://www.linux-kvm.org/page/Main_Page.
- [22] Lustre Filesystem. <http://wiki.whamcloud.com/>.
- [23] Nimbus: an open-source EC2/S3 compatible IaaS implementation. <http://www.nimbusproject.org/>.
- [24] Openstack: Open source software for building private and public clouds. <http://www.openstack.org/>.
- [25] PBS Works, enabling on-demand computing. <http://www.pbsworks.com/>.
- [26] L. Ramakrishnan, P. T. Zbiegel, S. Campbell, R. Bradshaw, R. S. Canon, S. Coghlan, I. Sakrejda, N. Desai, T. Declerck, and A. Liu. Magellan: experiences from a science cloud. In *Proceedings of the 2nd international workshop on scientific cloud computing*, ScienceCloud '11, pages 49–58, New York, 2011.
- [27] D. Thain, T. Tannenbaum, and M. Livny. Distributed computing in practice: the HTCondor experience. *Concurr. Comput. : Pract. Exper.*, 17(2-4):323–356, Feb. 2005.
- [28] S. Tuecke, V. Welch, D.Engert, L.Pearlman, and M.Thompson. Internet X.509 public key infrastructure (PKI) proxy certificate profile. <http://www.ietf.org/rfc/rfc3820.txt>.
- [29] M. Vliet, A. Agarwal, M. Anderson, P. Armstrong, A. Charbonneau, R.Demarais, K. Franscham, I. Gable, D. Harris, R. Impey, C. Leavett-Brown, M. Paterson, W. Podaima, and R. Sobie. Repoman: A simple RESTful X.509 virtual machine image repository. *PoS*, ISGC 2011 and OGF 31:052, 2011.
- [30] Web Distributed Authoring and Versioning (WebDAV). <http://tools.ietf.org/html/rfc4918>.