

A completely random T-tessellation model and Gibbsian extensions

Kiên Kiêu[†], Katarzyna Adamczyk-Chauvat[†], Hervé Monod[†],
Radu S. Stoica^{‡,¶}

[†]UR 341 Mathématiques et Informatique Appliquées, INRA
F78350 Jouy-en-Josas

[‡]UMR 8524 Laboratoire Paul Painlevé, Université Lille 1
F59491 Villeneuve-d'Ascq

[¶]Institut de mécanique céleste et de calcul des éphémérides,
Observatoire de Paris
F75014 Paris, France

May 17, 2022

Abstract

In their 1993 paper, Arak, Clifford and Surgailis discussed a new model of random planar graph. As a particular case, that model yields tessellations with only T-vertices (T-tessellations). Using a similar approach involving Poisson lines, a new model of random T-tessellations is proposed. Campbell measures, Papangelou kernels and Georgii-Nguyen-Zessin formulae are translated from point process theory to random T-tessellations. It is shown that the new model shows properties similar to the Poisson point process and can therefore be considered as a completely random T-tessellation. Gibbs variants are introduced leading to models of random T-tessellations where selected features are controlled. Gibbs random T-tessellations are expected to better represent observed tessellations. As numerical experiments are a key tool for investigating Gibbs models, we derive a simulation algorithm of the Metropolis-Hastings-Green family.

Contents

1	Introduction	2
2	The space of T-tessellations	3
3	A completely random T-tessellation	6
4	Gibbsian T-tessellations	9
5	A Metropolis-Hastings-Green simulation algorithm	12
5.1	Symmetric measures on pairs of tessellations	12

5.2	The algorithm	12
5.3	Convergence	15
6	Discussion	17
A	Proof of Theorem 1	19
B	Proof of Proposition 2	20
C	Proof of Proposition 3	21
D	Proof of Proposition 5	21

1 Introduction

Random tessellations are attractive mathematical objects, from both theoretical and practical points of view. The study of the mathematical properties of these objects is still leading to open problems, while the range of applications covers a broad panel of scientific domains such as astronomy, geophysics, image processing or environmental sciences [10, 11, 2].

This paper introduces a new model of random T-tessellations (tessellations with only T-vertices). Our construction is closely related to the one used by Arak et al. in their paper [1] on a random planar graph model. In particular, a key ingredient is the Poisson line process. Based on our new model which can be considered as a completely random T-tessellation, Gibbs variations are proposed and a general algorithm for simulating them is described.

Throughout the paper, we focus on the case where the domain of interest is bounded. Extension of Gibbs models for T-tessellations of the whole plane remains an open problem at this stage.

Section 2 provides definitions, notations and basic results about T-tessellations. The completely random T-tessellation model is discussed in Section 3. This section also introduces for arbitrary random T-tessellations Campbell measures, Papangelou kernels which are widely used in point process theory. Our new model can be considered as a T-tessellation analog to the Poisson point process. This claim is based on Georgii-Nguyen-Zessin type formulae. Therefore the T-tessellation model introduced in Section 3 is referred to as a completely random T-tessellation. Gibbsian extensions are discussed in Section 4 together with some examples. One example is also a particular case of Arak-Clifford-Surgailis random graph model when its parameters are chosen in order to yield a T-tessellation. Georgii-Nguyen-Zessin formulae are provided for hereditary Gibbs models. In Section 5, a simulation algorithm is proposed. The design of the algorithm follows the general principles of Metropolis-Hastings-Green algorithms. It involves three types of local operators: split, merge and flip. Conditions ensuring the convergence of the Markov chain to the target distribution are provided.

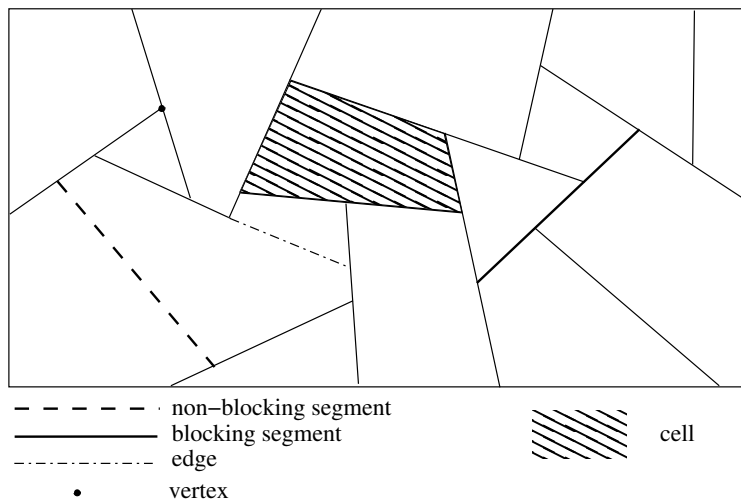


Figure 1: Example of a T-tessellation with its components.

2 The space of T-tessellations

In this paper, we shall consider only bounded tessellations. The domain of interest is denoted by D . It is assumed to be compact. For sake of simplicity, it is supposed to be also convex and polygonal. Let $a(D)$, $l(D)$, $n_e(D)$ and $n_v(D)$ be respectively the area, the perimeter length, the numbers of sides and vertices of D .

A polygonal *tessellation* of D is a finite subdivision of D into polygonal sets (called *cells*) with disjoint interiors. The tessellation vertices are cell *vertices*. *Edges* are defined as line segments ending at vertices and containing no other vertex between their ends. The whole set of tessellation edges can be partitioned into maximal subsets of aligned and contiguous edges, called *segments*.

We shall focus on tessellations with only T-vertices. Such tessellations are called here *T-tessellations*. An example of T-tessellation is shown in Figure 1.

Definition 1 A tessellation vertex is said to be a T-vertex if it lies at the intersection of exactly three edges and if, among those three, two are aligned.

A polygonal tessellation of D is called a T-tessellation of D if all its vertices, except those of D , are T-vertices and if it has no pair of distinct and aligned segments.

The space of T-tessellations of the domain D is denoted by \mathcal{T} . For any T-tessellation $T \in \mathcal{T}$, let $C(T)$ be the set of its cells, $V(T)$ the set of its vertices, $E(T)$ the set of its edges and $S(T)$ the set of its segments. The numbers of cells, vertices, edges and segments are denoted by $n_c(T)$, $n_v(T)$, $n_e(T)$ and $n_s(T)$. Vertices, edges and segments are said to be *internal* when they do not lie on the boundary of the domain D . Sets and number of internal features are specified by adding a circle on top of symbols: e.g. $\overset{\circ}{V}(T)$ and $\overset{\circ}{n}_v(T)$ for the set and the number of internal vertices. The numbers of vertices, edges and cells are closely related to the numbers of segments. The results given below hold under the condition that no internal segment ends at a vertex of the domain D .

Any vertex is either a vertex of D or the end of an internal segment. Since an internal segment has 2 ends,

$$n_v(T) = n_v(D) + 2\mathring{n}_s(T). \quad (1)$$

The sum of vertex degrees in a graph is twice the number of its edges. Vertices in a T-tessellation have degree 2 (for a vertex of D) or 3. This observation combined with equality (1) yield the following identity

$$n_e(T) = n_v(D) + 3\mathring{n}_s(T). \quad (2)$$

Finally, using the Euler formula, one gets

$$n_c(T) = \mathring{n}_s(T) + 1. \quad (3)$$

A T-tessellation yields a unique line pattern $L(T)$ defined as the set of lines supporting its segments. Conversely, for any finite pattern L of lines hitting D , there are generally several T-tessellations T such that $L(T) = L$. This set of tessellations is denoted $\mathcal{T}(L)$ and its number of elements $n_t(L)$. Kahn [8, Theorem 3.4] proved the following inequality

$$n_t(L) \leq C^k \left(\frac{k}{(\log k)^{1-\epsilon}} \right)^{k-k/\log k}, \quad (4)$$

where k is the number of lines in L , ϵ is an arbitrary positive real number and C a constant only depending on ϵ . In the next sections, Kahn's inequality will be used for deriving further results involving so-called stable functionals. The stability condition defined below is similar to the one used for point processes (see [4]).

Definition 2 *A non-negative functional F on \mathcal{T} is said to be stable if there exists a real constant K such that $F(T) \leq K\mathring{n}_s(T)$ for any $T \in \mathcal{T}$.*

Below it is noticed that the whole space \mathcal{T} can be visited by means of three local and simple operators: splits, merges and flips.

A split is the division of a T-tessellation cell by a line segment, see figures 2a and 2b. The continuous space of all possible splits for a given T-tessellation T is denoted by \mathcal{S}_T .

A merge is the deletion of a segment consisting of a single edge, see figures 2b and 2c. Such a segment is said to be non-blocking. Other segments are called blocking segments. The finite space of all possible merges for a given T-tessellation T is denoted by \mathcal{M}_T . Note that \mathcal{M}_T may be empty. For any T-tessellation T , there are $\mathring{n}_{s,nb}(T)$ possible merges, where $\mathring{n}_{s,nb}(T)$ is the number of internal non-blocking segments of T .

A flip is the deletion of an edge at the end of a blocking segment combined with the addition of a new edge. At one of the vertices of the deleted edge, a segment is blocked. The new edge extends the blocked segment until the next segment, see figures 2c and 2d. There are $2\mathring{n}_{s,b}(T)$ possible flips, where $\mathring{n}_{s,b}(T)$ is the number of internal blocking segments in tessellation T . The finite space of all possible flips for a given T-tessellation T is denoted by \mathcal{F}_T .

Note that any split can be reversed by a merge (and vice-versa). Also any flip can be reversed by another flip. Using these three types of updates it is

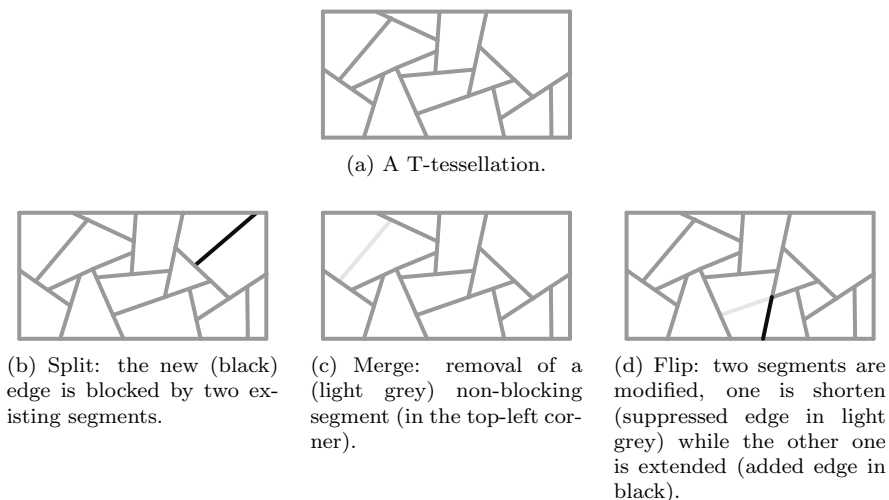


Figure 2: Splits, merges and flips are local transformations of T-tessellations. Bottom row: transformations of the T-tessellation shown on the top row.

possible to visit any part of the space \mathcal{T} . Below the so-called empty tessellation refers to the trivial T-tessellation T_D that consists into a single cell extending to the whole domain D .

Proposition 1 *Let T be a non-empty T-tessellation. There exists a finite sequence of merges and flips which transforms T into the empty tessellation T_D . Conversely there exists a finite sequence of splits and flips that transforms the empty tessellation T_D into T .*

In order to empty a given T-tessellation, one can start by remove every non-blocking segments (merges). If at some point there is no non-blocking segment left, one can make a blocking segment non-blocking by a finite series of flips. The reverse series of inverted operations (splits and flips) defines a path from the empty tessellation to the considered T-tessellation.

Corollary 1 *Consider any pair of distinct T-tessellations. There exists a finite sequence of splits, merges and flips which transforms one T-tessellation into the other one.*

Next sections will involve uniform (probability) measures on the three spaces \mathcal{S}_T , \mathcal{M}_T and \mathcal{F}_T . Let us introduce these measures here. Since the spaces \mathcal{M}_T and \mathcal{F}_T are finite, any probability measure on those spaces is just a finite set of probability values. In particular, one may consider uniform distribution on the finite spaces \mathcal{M}_T and \mathcal{F}_T . Defining a probability measure on the continuous space \mathcal{S}_T is less obvious.

Any split of T can be represented by a pair (c, l) where c is a cell of T and l is a line splitting c . Therefore \mathcal{S}_T can be identified to the set of pairs (c, l) such that l splits c . Consider the counting measure on the set of cells of T . The space of planar lines is endowed with the unique measure (up to a multiplicative constant) invariant under translations and rotations. Here we consider the invariant measure scaled such that the mass of the subset of lines

hitting say the unit square is equal to $4/\pi$. The space \mathcal{S}_T of splits applicable to T is endowed with the product of both measures restricted to the set of pairs (c, l) such that l splits c . The infinitesimal volume element for that measure at a split $S \in \mathcal{S}_T$ is denoted by dS . Using standard results from integral geometry, it can be checked that the total mass of that measure is equal to

$$\frac{2l(T) - l(D)}{\pi},$$

where $l(T)$ is the total edge length of T . Note that $2l(T) - l(D)$ is the sum of cell perimeters. The measure on \mathcal{S}_T defined above can be normalized into a probability measure. Below, that probability measure on \mathcal{S}_T is referred to as the uniform probability measure on \mathcal{S}_T and a random split \mathbf{S} of T is said to be uniform if its distribution is the uniform probability measure on \mathcal{S}_T . Picking a split with a uniform distribution can be done using a two-step procedure:

1. Select a cell c of the T-tessellation T with a probability proportional to its perimeter.
2. Select the line splitting c according to the uniform and isotropic probability measure on the set of lines hitting c .

3 A completely random T-tessellation

Let us start with a formal definition of a random T-tessellation. The space \mathcal{T} is equipped with the standard hitting σ -algebra $\sigma(\mathcal{T})$ (see [12]) generated by events of the form

$$\{T \in \mathcal{T} : (\bigcup_{e \in E(T)} e) \cap K \neq \emptyset\}$$

where K runs through the set of compact subsets of D . A *random T-tessellation* is a random variable \mathbf{T} taking values in $(\mathcal{T}, \sigma(\mathcal{T}))$.

Our candidate of completely random T-tessellation is based on the Poisson line process, denoted here by \mathbf{L} . The process \mathbf{L} is supposed to have a unit linear intensity (mean length per unit area). Since only T-tessellations of the bounded domain D are considered, only the restriction of \mathbf{L} to D , also denoted \mathbf{L} for sake of simplicity, is relevant. Consider the probability measure μ on $\sigma(\mathcal{T})$ defined by

$$\mu(A) = M \mathbb{E} \sum_{T \in \mathcal{T}(\mathbf{L})} I_A(T), \quad A \in \sigma(\mathcal{T}), \quad (5)$$

where M is a normalizing constant. In order to prove that μ is well-defined, it must be checked that the mean number of T-tessellations in $\mathcal{T}(\mathbf{L})$ is finite. The latter result is a consequence of the following more general result.

Theorem 1 *Let \mathbf{L} be the unit Poisson line process restricted to the bounded domain D and let F be a stable functional on \mathcal{T} . Then*

$$\mathbb{E} \sum_{T \in \mathcal{T}(\mathbf{L})} F(T)^x$$

is finite for any real x .

Theorem can be proved based of Kahn's inequality (4) as shown in Appendix A. Applying Theorem 1 with $F \equiv 1$ proves that the measure μ defined by Equation (5) is indeed finite. As a further consequence of Theorem 1, for $\mathbf{T} \sim \mu$ and for any stable functional F , all moments of $F(\mathbf{T})$ are finite.

If $\mathbf{T} \sim \mu$, then given $L(\mathbf{T}) = L$, \mathbf{T} is uniformly distributed on the finite set $\mathcal{T}(L)$. It should be noticed that $L(\mathbf{T})$ is not Poisson. In particular, given the number of lines in $L(\mathbf{T})$, the probability of a configuration of line is proportional to the size of $\mathcal{T}(\mathbf{L})$, i.e. to the number of T-tessellations supported by the lines. Further insights into the distribution μ can be gained based on Papangelou kernels.

Papangelou kernels were defined for point processes [16, 9]. Heuristically, the (first-order) Papangelou kernel is the conditional probability to have a point at a given location given the point process outside this location. Formally, the Papangelou kernel is defined based on a decomposition of the reduced Campbell measure which can be interpreted as the joint distribution of a typical point of a point process and the rest of the point process.

Extending these notions to arbitrary random T-tessellations is not straightforward because tessellation components (vertices, edges) are more geometrically constrained than isolated points. In T-tessellations, features that can easily be added or removed are (non-blocking) segments. Below, segments that can be added to a T-tessellation T will be identified to splits and \mathcal{S}_T will denote the space of such segments. Conversely, \mathcal{M}_T will denote the (finite) set of non-blocking segments that can be removed from T . Let \mathcal{C}_s be the space

$$\mathcal{C}_s = \{(s, T) : T \in \mathcal{T}, s \in \mathcal{S}_T\}.$$

Definition 3 *The split (reduced) Campbell measure of a given random T-tessellation \mathbf{T} is defined by the following identity*

$$C_s(\phi) = \mathbb{E} \sum_{m \in \mathcal{M}_{\mathbf{T}}} \phi(m, \mathbf{T} \setminus \{m\}), \quad \phi : \mathcal{C}_s \rightarrow \mathbb{R}. \quad (6)$$

The split Papangelou kernel is the kernel P_s characterized by the identity

$$C_s(\phi) = \mathbb{E} \int_{\mathcal{S}_{\mathbf{T}}} \phi(s, \mathbf{T}) P_s(\mathbf{T}, ds), \quad \phi : \mathcal{C}_s \rightarrow \mathbb{R}. \quad (7)$$

Note that for a point process, the reduced Campbell measure is defined by replacing the sum in Equation (6) by a sum on all points of the process. For a T-tessellation, the sum is reduced to segments that are non-blocking. Continuing the comparison with point processes, it should be noticed that the Papangelou kernel $P_s(T, ds)$ is a measure on a space which depends on the realization T while the Papangelou kernel of a planar point process is just a measure on \mathbb{R}^2 .

A simple analytical expression of the split Papangelou kernel is available for the random T-tessellation $\mathbf{T} \sim \mu$. Section 2 introduced a uniform measure on splits. This measure with infinitesimal element denoted ds induces a measure on non-blocking segments that can be added to a T-tessellation. Below an infinitesimal element of the latter measure is denoted by ds .

Proposition 2 *The split Papangelou kernel of a random T-tessellation $\mathbf{T} \sim \mu$ can be expressed as*

$$P_s(T, ds) = ds. \quad (8)$$

The proof of that proposition, detailed in Appendix B, is based on a fundamental property of the Palm distribution for Poisson (line) processes. Note that a Poisson line process is involved in the definition of the measure μ defined on \mathcal{T} , see Equation (5). This result about the split Papangelou kernel is to be compared with the analog result concerning the Papangelou kernel of Poisson point processes. A heuristic interpretation of Proposition 2 is that the conditional distribution of a non-blocking segment of $\mathbf{T} \sim \mu$ does not depend on the rest of \mathbf{T} (i.e. is uniform). As a direct consequence of Proposition 2, we have the following Georgii-Nguyen-Zessin formula.

Corollary 2 *If $\mathbf{T} \sim \mu$, then the following identity holds*

$$\mathbb{E} \sum_{m \in \mathcal{M}_{\mathbf{T}}} \phi(m, \mathbf{T} \setminus \{m\}) = \mathbb{E} \int_{\mathcal{S}_{\mathbf{T}}} \phi(s, \mathbf{T}) ds, \quad \mathcal{C}_s : \phi \rightarrow \mathbb{R}. \quad (9)$$

Note that this result can be reformulated in terms of splits and merges:

$$\mathbb{E} \sum_{M \in \mathcal{M}_{\mathbf{T}}} \phi(M^{-1}, M\mathbf{T}) = \mathbb{E} \int_{\mathcal{S}_{\mathbf{T}}} \phi(S, \mathbf{T}) dS. \quad (10)$$

By analogy, a further result can be obtained for flips. The flip Campbell measure is defined on the space

$$\mathcal{C}_f = \{(F, T) : T \in \mathcal{T}, F \in \mathcal{F}_T\}.$$

Definition 4 *The flip Campbell measure of a given random T-tessellation \mathbf{T} is defined by the following identity*

$$\mathcal{C}_f(\phi) = \mathbb{E} \sum_{F \in \mathcal{F}_{\mathbf{T}}} \phi(F^{-1}, F\mathbf{T}), \quad \phi : \mathcal{C}_f \rightarrow \mathbb{R}. \quad (11)$$

The flip Papangelou kernel is the kernel P_f characterized by the identity

$$\mathcal{C}_f(\phi) = \mathbb{E} \sum_{F \in \mathcal{F}_{\mathbf{T}}} \phi(F, \mathbf{T}) P_f(\mathbf{T}, F), \quad \phi : \mathcal{C}_f \rightarrow \mathbb{R}. \quad (12)$$

Again a simple analytical expression of the flip Papangelou kernel can be derived for $\mathbf{T} \sim \mu$. The derivation of this expression is based on the definition (5) involving a flat sum of T-tessellations supported by a line pattern.

Proposition 3 *The flip Papangelou kernel of a random T-tessellation $\mathbf{T} \sim \mu$ can be expressed as*

$$P_f(T, F) \equiv 1. \quad (13)$$

A detailed proof is provided in Appendix C. Again, a heuristic interpretation of Proposition 3 is that two dual flips have the same conditional probability given the rest of \mathbf{T} . Proposition 3 leads to a Georgii-Nguyen-Zessin formula for flips.

Corollary 3 *If $\mathbf{T} \sim \mu$, then the following identity holds*

$$\mathbb{E} \sum_{m \in \mathcal{F}_{\mathbf{T}}} \phi(F^{-1}, F\mathbf{T}) = \mathbb{E} \sum_{F \in \mathcal{F}_{\mathbf{T}}} \phi(F, \mathbf{T}), \quad \phi : \mathcal{C}_f \rightarrow \mathbb{R}. \quad (14)$$

Hence expressions of Papangelou kernels for splits and flips indicate that a random T-tessellation $\mathbf{T} \sim \mu$ show minimal spatial dependency, suggesting that μ can be considered as a completely random T-tessellation.

4 Gibbsian T-tessellations

Although the completely random T-tessellation model introduced in the previous section shows appealing features, it may not be appropriate for representing real life structures which may exhibit some kind of regularity. This section is devoted to Gibbsian extensions allowing to control a large spectrum of T-tessellation features. Gibbs random T-tessellations are defined as follows.

Definition 5 *Let h be a stable non-negative functional on \mathcal{T} . The Gibbs random T-tessellation with unnormalized density h is the random T-tessellation with distribution*

$$P(dT) \propto h(T) \mu(dT), \quad (15)$$

where the proportionality constant is defined such that P has total mass equal to 1.

Equation (15) defines a probabilistic measure on \mathcal{T} if and only if the unnormalized density h has a non-null finite integral with respect to μ . The latter condition is guaranteed by the assumed stability of h . Note that for point processes (in bounded domains) too, the integrability of unnormalized densities with respect to the Poisson distribution is guaranteed by a stability condition, see e.g. [4, Section 3.7] or [17, Chapter 3]. Following the Gibbsian terminology, $-\log h$ is referred to as the energy function.

Extending results of Section 3, the split and flip Papangelou kernels can be derived for Gibbs T-tessellations. As for Gibbs point processes, such results are obtained under a kind of hereditary condition.

Definition 6 *A Gibbs random T-tessellation with unnormalized density h is hereditary if it fulfills the two following conditions :*

- For any pair (T, S) , $T \in \mathcal{T}$ and $S \in \mathcal{S}_T$, $h(ST) = 0 \Rightarrow h(T) = 0$.
- For any pair (T, F) , $T \in \mathcal{T}$ and $F \in \mathcal{F}_T$, $h(FT) = 0 \Rightarrow h(T) = 0$.

Proposition 4 *If \mathbf{T} is a Gibbs random T-tessellation with hereditary unnormalized density h , then its split and flip Papangelou kernels can be expressed as follows*

$$P_s(T, ds) = \frac{h(T \cup \{s\})}{h(T)} ds, \quad P_f(T, F) = \frac{h(FT)}{h(T)}. \quad (16)$$

And the two following Georgii-Nguyen-Zessin formulae hold

$$\mathbb{E} \sum_{m \in \mathcal{M}_{\mathbf{T}}} \phi(m, \mathbf{T} \setminus \{m\}) = \mathbb{E} \int_{s \in \mathcal{S}_{\mathbf{T}}} \phi(s, \mathbf{T}) \frac{h(\mathbf{T} \cup \{s\})}{h(\mathbf{T})} ds, \quad (17)$$

$$\mathbb{E} \sum_{F \in \mathcal{F}_{\mathbf{T}}} \phi(F^{-1}, F\mathbf{T}) = \mathbb{E} \sum_{F \in \mathcal{F}_{\mathbf{T}}} \phi(F, \mathbf{T}) \frac{h(F\mathbf{T})}{h(\mathbf{T})}, \quad (18)$$

taking $0/0=0$.

Proposition 4 is a straightforward consequence of propositions 2–3 and corollaries 2–3.

Example 1 A first simple example is obtained with an energy function

$$-\log h(T) = \overset{\circ}{n}_s(T) \log \tau, \quad (19)$$

which depends only on the number of internal segments (i.e. the number of supporting lines). The parameter τ may be tuned in order to control the number of cells. For the energy function (19), the Papangelou kernels are given by

$$P_s(T, ds) = \exp(-\log \tau) ds, \quad P_f(T, F) \equiv 1.$$

Note that the Papangelou kernels do not depend on T . Therefore the model defined by the energy (19) behaves like the completely random T-tessellation introduced in Section 3 up to the scaling parameter τ . Below this model is referred to as the completely random T-tessellation with scaling parameter τ . A realization of such a model is shown in Figure 3a. \square

Example 2 The energy function

$$-\log h(T) = \frac{\tau}{\pi} l(T) - \mathring{n}_v(T) \log 2 + \mathring{n}_s(T) \log \tau \quad (20)$$

yields a model of T-tessellation proposed by Arak et al. [1]. In their paper, Arak et al. introduced a general probabilistic model for planar random graphs. This model involves 2 scalar and 3 functional parameters. Depending on these parameters, the model may yield segment patterns, polyline patterns, polygons or T-tessellations. A realization of the Arak-Clifford-Surgailis model is shown in Figure 3b.

For the energy (20), the normalizing constant (partition function) has a simple analytical expression. The parameter τ is a scaling parameter. It can be checked that the linear intensity of this random T-tessellation is equal to τ . Furthermore, the model has a Markov spatial property in the sense that the conditional distribution of \mathbf{T} on the region D given the complement $\mathbb{R}^2 \setminus D$ depends on the complement only through its intersection with the boundary of D . Also Arak et al. provided a one-pass algorithm for simulating their model. Miles and Mackisack [14] have derived the distributions of edge and segment lengths and of cell areas.

The split and flip Papangelou kernels of the Arak-Clifford-Surgailis model can be computed from equations (16) and (20). In particular, for a splitting segment s with no end lying on the boundary of the domain D , the split Papangelou kernel has a log-density equal to

$$\log \frac{P_s(T, ds)}{ds} = -\frac{\tau}{\pi} l(s) - \log \tau,$$

where $l(s)$ is the segment length. This result shows that Arak-Clifford-Surgailis model tends to yield T-tessellations with smaller (non-blocking) segments than the completely random T-tessellation defined in Section 3. Since short non-blocking segments are obtained by splits close to cell boundaries, the Arak-Clifford-Surgailis model tends to split cells along their boundary rather than centrally. Hence the Arak-Clifford-Surgailis model is expected to generate T-tessellations with higher cell area variance than the completely random T-tessellation model. This observation is consistent with experimental data: the cell area empirical variance is equal to 3.69×10^{-4} in Figure 3b while it equals 2.76×10^{-4} in Figure 3a. \square

Example 3 For instance, in order to obtain regular, rectangular-like cell with moderate size variability, one may consider the following energy function

$$-\log h(T) = \frac{\tau}{\pi} l(T) - \mathring{n}_v(T) \log 2 + \mathring{n}_s(T) \log \tau + \alpha a^2(T) + \beta \omega(T) + \gamma n_{e/s}^2(T). \quad (21)$$

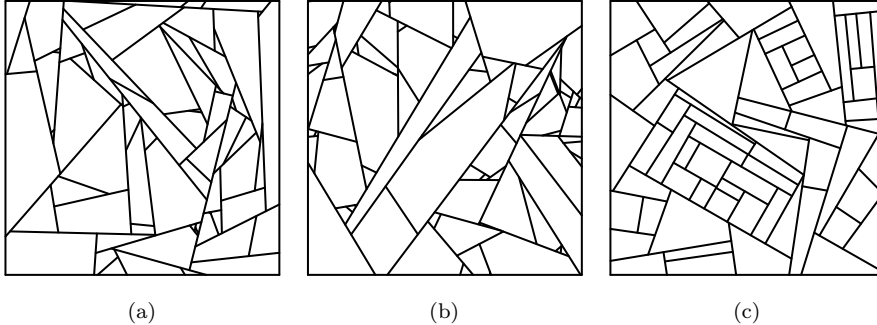


Figure 3: Simulations based on a Metropolis-Hastings-Green algorithm (see Section 5) of random T-tessellations. (a) A realization of the completely random T-tessellation with scaling parameter $\tau = 2$. (b) Arak-Clifford-Surgailis model with $\tau = 20$. (c) Gibbs extension with an energy function involving squared cell areas, vertex angles and squared numbers of edges on segments, see Equation (21). Model parameters: $\tau = 0.001$, $\alpha = 50000$, $\beta = 4$, $\gamma = 0.3$.

Above $a^2(T)$ is the sum of squared cell areas for the tessellation T . The statistic $\omega(T)$ is defined by

$$\omega(T) = - \sum_{v \in \mathring{V}(T)} \phi(v), \quad (22)$$

where $\phi(v)$ denotes the smallest angle between two edges incident to v ($\phi(v)$ is close to $\pi/2$ if the segments meeting at v are almost perpendicular). Finally the statistic $n_{e/s}^2(T)$ is defined as the sum of squared numbers of edges per segment.

The first three terms in Equation (21) already appeared in the energy of the Arak-Clifford-Surgailis model, see Equation (20). Note that

- For a fixed number of tessellation cells $a^2(T)$ is minimal for equal size cells.
- For a given number internal vertices, $\omega(T)$ is minimal for tessellations with rectangular cells.
- For a given number of edges, $n_{e/s}^2(T)$ is minimal if the segments of T are the union of a constant number of edges (3 according to Equation (2)).

The coefficients α , β and γ may be tuned in order to penalize cell area variability, non-rectangular cells and to favor regular tessellations. By tuning both parameters τ and α , it is possible to control the linear intensity of the tessellation edges. A realization of such a model is shown in Figure 3c.

The energy (21) defines a stable unnormalized density. This is easily checked noticing that $a^2(T)$ is upper-bounded and from identities (1) and (2). Therefore the probabilistic measure (15) is well-defined. \square

5 A Metropolis-Hastings-Green simulation algorithm

In this section, we derive a simulation algorithm for random Gibbs T-tessellations. This algorithm is a special case of the ubiquitous Metropolis-Hastings-Green algorithm, see e.g. [5, 6, 4]. It consists into designing a Markov chain with state space \mathcal{T} and with invariant distribution the target probability measure P .

The design of a Metropolis-Hastings-Green algorithm involves two basic ingredients: random proposals of updates and rules for accepting or rejecting updates. Here, three types of updates are considered: splits, merges and flips. Proposition kernels based on these updates are not absolutely continuous with respect to the reference measure μ . Thus like the birth-death Metropolis-Hastings algorithm used to simulate Gibbs point processes, the simulation algorithm described below is an instance of Green extension of Metropolis-Hastings algorithm. Rules for accepting updates are based on Hastings ratios. The computation of Hastings ratios involves ratios of densities with respect to symmetric measures on pairs of T-tessellations which differ by a single update.

5.1 Symmetric measures on pairs of tessellations

The space of pairs of T-tessellations of the domain D which differ only by a single split, merge or flip is denoted $\mathcal{T}_{\text{smf}}^2$. That space can be decomposed into two subspaces $\mathcal{T}_{\text{sm}}^2$ (pairs which differ by a split or a merge) and \mathcal{T}_{f}^2 (pairs which differ by a flip). As a preliminary to the design of the simulation algorithm, symmetric measures on $\mathcal{T}_{\text{sm}}^2$ and on \mathcal{T}_{f}^2 are required. A measure ν on say $\mathcal{T}_{\text{sm}}^2$ is symmetric if for any measurable subset $A \subset \mathcal{T}_{\text{sm}}^2$, the following equality holds

$$\int_{\mathcal{T}_{\text{sm}}^2} I_A(T_1, T_2) \nu(dT_1, dT_2) = \int_{\mathcal{T}_{\text{sm}}^2} I_A(T_2, T_1) \nu(dT_1, dT_2).$$

The following result is a direct consequence of the Georgii-Nguyen-Zessin formula for the completely random T-tessellation.

Proposition 5 *Let $\mathbf{T} \sim \mu$. The measures μ_{sm} on $\mathcal{T}_{\text{sm}}^2$ and μ_{f} on \mathcal{T}_{f}^2 defined by*

$$\mu_{\text{sm}}(A) = \mathbb{E} \int_{\mathcal{S}_{\mathbf{T}}} I_A(\mathbf{T}, S\mathbf{T}) dS + \mathbb{E} \sum_{M \in \mathcal{M}_{\mathbf{T}}} I_A(\mathbf{T}, M\mathbf{T}), \quad A \subset \mathcal{T}_{\text{sm}}^2, \quad (23)$$

and

$$\mu_{\text{f}}(A) = \mathbb{E} \sum_{F \in \mathcal{F}_{\mathbf{T}}} I_A(\mathbf{T}, F\mathbf{T}), \quad A \subset \mathcal{T}_{\text{f}}^2, \quad (24)$$

are symmetric.

A detailed proof is given in Appendix D.

5.2 The algorithm

The proposed algorithm proceeds by successive updates. It involves two proposition kernels. The first kernel is based on splits and merges. It is quite similar

to births and deaths used for simulating point processes. Consider two non-negative functions p_s and p_m defined on \mathcal{T} such that $p_s + p_m \leq 1$. For any T-tessellation T , $p_s(T)$ (resp. $p_m(T)$) is the probability for considering applying a split (resp. merge) to T . If $p_s(T) + p_m(T) < 1$, with probability $1 - p_s(T) - p_m(T)$, no update is considered.

The rules for selecting an update of a given type are determined by two families of non-negative functions q_s and q_m . The function q_s is defined on the set of pairs (T, S) where $T \in \mathcal{T}$ and $S \in \mathcal{S}_T$. For any T-tessellation T , $q_s(T, \cdot)$ is supposed to be a probability density with respect to the uniform probability measure on \mathcal{S}_T defined at the end of Section 2. Concerning merges, $q_m(T, \cdot)$ is just a discrete distribution (finite family of probabilities) defined on \mathcal{M}_T .

The above procedure defines the following proposition kernel on \mathcal{T} :

$$Q_{\text{sm}}(T, d\tilde{T}) = \begin{cases} p_s(T)q_s(T, ST) dS & \text{if } \tilde{T} = ST, \quad S \in \mathcal{S}_T, \\ p_m(T)q_m(T, MT) & \text{if } \tilde{T} = MT, \quad M \in \mathcal{M}_T. \end{cases}$$

Acceptation of an update is based on the following Hastings ratio

$$\frac{h(\tilde{T}) q_{\text{sm}}(\tilde{T}, T)}{h(T) q_{\text{sm}}(T, \tilde{T})},$$

where $q_{\text{sm}}(\tilde{T}, T)$ is the density of $Q_{\text{sm}}\mu$ with respect to the symmetric measure μ_{sm} . It can be easily checked that

$$q_{\text{sm}}(T, d\tilde{T}) = \begin{cases} p_s(T)q_s(T, ST) & \text{if } \tilde{T} = ST, \quad S \in \mathcal{S}_T, \\ p_m(T)q_m(T, MT) & \text{if } \tilde{T} = MT, \quad M \in \mathcal{M}_T. \end{cases}$$

Therefore the Hastings ratio for splits and merges can be expressed as

$$r_t(T, U) = \frac{h(UT) p_{t^{-1}}(UT) q_{t^{-1}}(UT, U^{-1})}{h(T) p_t(T) q_t(T, U)}, \quad (25)$$

where $t \in \{s, m\}$, $s^{-1} = m$, $m^{-1} = s$, $U \in \mathcal{S}_T$ if $t = s$ and $U \in \mathcal{M}_T$ if $t = m$.

Using splits and merges, one would explore only a subspace of \mathcal{T} : nested T-tessellations. Hence, updates based on flips are required. Let $p_f = 1 - p_s - p_m$ be the probability of trying to flip the current tessellation. And, for any $T \in \mathcal{T}$, let $q_f(T, \cdot)$ be a finite distribution defined on \mathcal{F}_T . It is easy to check that the proposition kernel defined by p_f and q_f is absolutely continuous with respect to the symmetric measure μ_f with density $p_f q_f$. Furthermore, the Hastings ratio for flips can be expressed as in Equation (25) where $t = f$, $f^{-1} = f$ and $U \in \mathcal{F}_T$.

The simulation algorithm requires as inputs: the unnormalized density h of the target distribution, an initial T-tessellation of the domain D , the triplet (p_s, p_m, p_f) and the triplet (q_s, q_m, q_f) .

Each iteration consists of the following steps:

1. The current T-tessellation is T_n .
2. Draw at random the update type t from $\{s, m, f\}$ with probabilities $p_s(T_n)$, $p_m(T_n)$ and $p_f(T_n)$.
3. If there is no update of the chosen type applicable to T_n , $T_{n+1} = T_n$.

4. Draw at random an update U of the chosen type according to the distribution defined by $q_t(T_n, \cdot)$.
5. Compute the Hastings ratio $r_t(T_n, U)$.
6. Accept update ($T_{n+1} = UT_n$) with probability

$$\min\{1, r_t(T_n, U)\}.$$

Let \mathbf{T}_n be the Markov chain defined by the algorithm above. By construction \mathbf{T}_n is reversible with respect to the target distribution P . Further properties of \mathbf{T}_n are discussed in Section 5.3.

Example 4 A simple version of the algorithm is obtained by choosing probabilities p_s , p_m and p_f not depending on T and by using uniform random proposals of updates. Define

$$q_s(T, S) = \frac{\pi}{2l(T) - l(D)}, \quad (26)$$

$$q_m(T, M) = \frac{1}{\overset{\circ}{n}_{s, nb}(T)}, \quad (27)$$

$$q_f(T, F) = \frac{1}{2\overset{\circ}{n}_{s, b}(T)}, \quad (28)$$

in order to get uniformly distributed splits, merges and flips. For a split S , the Hastings ratio is

$$r_s(T, S) = \frac{h(ST) p_m}{h(T) p_s} \frac{2l(T) - l(D)}{\pi \overset{\circ}{n}_{s, nb}(T) + 1 - \xi}$$

where $\xi \in \{0, 1, 2\}$ is the number of internal non-blocking segments of T incident to the ends of the splitting segment. Similary, for a merge the Hastings ratio is

$$r_m(T, M) = \frac{h(MT) p_s}{h(T) p_m} \frac{\pi \overset{\circ}{n}_{s, nb}(T)}{2(l(T) - l(M)) - l(D)},$$

where $l(M)$ is the length of the edge removed by M . For a flip F , the Hastings ratio is

$$r_f(T, M) = \frac{h(FT) \overset{\circ}{n}_{s, b}(T)}{h(T) \overset{\circ}{n}_{s, b}(FT)},$$

where $\overset{\circ}{n}_{s, b}(FT) - \overset{\circ}{n}_{s, b}(T)$ varies from -2 up to 2 .

The computation of Hastings ratios requires to keep track of the numbers of blocking and non-blocking segments, the total length of internal edges. Also, one needs to predict the variations of the non-blocking segment number induced by a split and of the blocking segment number induced by a flip. Finally one must also predict the variation of the unnormalized density h induced by any of the three updates. \square

An example of simulation is shown in Figure 4. The model to be simulated is defined in Example 4 and the T-tessellation obtained after 100,000 iterations was shown in Figure 3c.

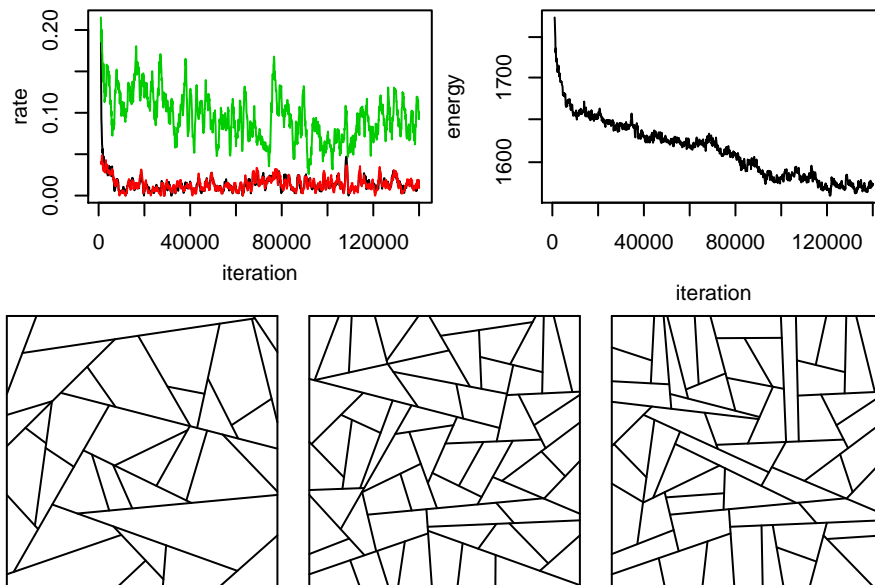


Figure 4: A run of the Metropolis-Hastings-Green simulation algorithm. The simulated model is described in Example 4. Top left: acceptance rates (splits in black, merges in red, flips in green) averaged on moving intervals of 1,000 iterations. Top right: evolution of energy along the run. Bottom: three samples of the Markov chain observed at iterations 200, 10,000 and 70,000.

Depending on the form of the energy function, the simulating Markov chain may show some kind of long-range dependencies. For instance, in the simulation run shown in Figure 4, a segment survived more than 100,000 iterations. The energy function may also show some narrow valleys where the Markov chain can be trapped. In particular, simulating the Arak-Clifford-Surgailis model starting from the empty tessellation takes a while if the parameter τ is large. This is due to the energy function (20) which penalizes splits through large cells. As a consequence, starting from the empty tessellation, the Markov chain tends to split along the domain boundary. An alternative consists in using a realization of a completely random T-tessellation (easy to simulate) as a starting configuration of the Markov chain.

5.3 Convergence

By construction, see [6] or [4] for more details, the Markov chain \mathbf{T}_n defined in Section 5.2 is reversible with respect to the target distribution $P \propto h\mu$. In order to get a convergence result, one needs to establish that \mathbf{T}_n is also irreducible and aperiodic, see e.g. [15, 13].

Proposition 6 *Under both conditions given below, the Markov chain \mathbf{T}_n is irreducible.*

1. *For any T-tessellation T that can be merged, there exists a merge M such*

that

$$p_m(T)q_m(T, M) > 0 \text{ and } h(MT)p_s(MT)q_s(MT, M^{-1}) > 0. \quad (29)$$

2. For any T -tessellation T that can be flipped and any flip $F \in \mathcal{F}_T$,

$$h(T)p_f(T)q_f(T, F) > 0. \quad (30)$$

Proof Below it is proved that under the conditions of Proposition 6, \mathbf{T}_n is ψ -irreducible where ψ is the measure on \mathcal{T} defined by $\psi(B) = 1$ if B contains the empty tessellation T_D and $\psi(B) = 0$ otherwise. One needs to prove that for any T -tessellation T there exists an integer $m \geq 1$ such that

$$\mathbb{P}(\mathbf{T}_m = T | \mathbf{T}_0 = T_D) > 0. \quad (31)$$

First, let us consider the case where $T \neq T_D$. In view of Proposition 1, there exists a sequence $(T_n)_{n=0, \dots, m}$ of T -tessellations such that $T_n = T$, $T_0 = T_D$ and $T_{n+1} = U_n T_n$ where U_n is either a merge or a flip for any $n = 0, \dots, m-1$. Note that whenever U_n is a merge, it can be assumed to check condition (29). The probability (31) is greater than or equal to the probability that

$$(\mathbf{T}_n)_{n=0, \dots, m} = (T_n)_{n=0, \dots, m}.$$

Since \mathbf{T}_n is Markovian, the probability of the event above is equal to the product of conditional probabilities

$$\mathbb{P}(\mathbf{T}_{n+1} = U_n T_n | \mathbf{T}_n = T_n) = p_{t_n}(T_n)q_{t_n}(T_n, U_n) \min\{1, r_{t_n}(T_n, U_n)\},$$

where $t_n = m$ if U_n is a merge and $t_n = f$ if U_n is a flip. If U_n is a merge, condition (29) implies that

$$\begin{aligned} p_m(T_n)q_m(T_n, U_n) &> 0, \\ r_m(T_n, U_n) &> 0. \end{aligned}$$

If U_n is a flip, condition (30) for $T = T_n$ and $F = U_n$ implies that

$$p_f(T_n)q_f(T_n, U_n) > 0,$$

while condition (30) for $T = U_n T_n$ and $F = U_n^{-1}$ implies that

$$r_f(T_n, U_n) > 0.$$

Therefore there exists a $m \geq 1$ such that (31) holds for any T -tessellation $T \neq T_D$.

Now let us consider the case where $T = \mathbf{T}_0 = T_D$. If either $p_m(T_D) > 0$ or $p_f(T_D) > 0$, a merge or a flip of \mathbf{T}_0 is considered with a probability greater than zero. However no such update is applicable to T_D and $\mathbf{T}_1 = \mathbf{T}_0 = T_D$ almost surely. Therefore the probability that $\mathbf{T}_1 = T_D$ is not zero. If both $p_m(T_D) = p_f(T_D) = 0$, a split of \mathbf{T}_0 is considered. If rejected, $\mathbf{T}_1 = T_D$, otherwise \mathbf{T}_1 is a tessellation with 2 cells and as shown above there exists a finite integer m such that the probability that the Markov chain reaches the empty tessellation T_D starting from \mathbf{T}_1 is positive. \square

Note that the first condition in Proposition 6 is similar to the irreducibility condition involved in the birth and death Metropolis-Hastings algorithm for the simulation of Gibbs point processes. The second condition is somewhat stronger than the first one since it must hold for all flips. In particular the density h must keep strictly positive.

For the simple version of simulation algorithm where the probabilities p_s , p_m and p_f do not depend on T and where the updates are drawn with uniform distributions, both conditions of Proposition 6 hold if and only if the target density h is strictly positive.

Proposition 7 *If either $p_f(T_D) > 0$ or $p_m(T_D) > 0$, the Markov chain \mathbf{T}_n is aperiodic.*

Proof One needs to prove that there exists a T -tessellation T such that the conditional probability that $\mathbf{T}_{n+1} = T$ given that $\mathbf{T}_n = T$ is positive. Consider the empty tessellation T_D . If $p_f(T_D) > 0$, a flip of T_D is considered with a positive probability. As there is no flip applicable to T_D , $\mathbf{T}_{n+1} = \mathbf{T}_n = T_D$. The same argument holds if $p_m(T_D) > 0$. \square

Since the Markov chain \mathbf{T}_n is reversible with respect to $P \propto h\mu$ and in view of propositions 6 and 7, we have the following convergence result:

Proposition 8 *Let P be a absolutely continuous distribution on \mathcal{T} with unnormalized density h with respect to μ . Under the conditions of propositions 6 and 7, for P -almost any T -tessellation T the conditional distribution of the Markov chain \mathbf{T}_n given that $\mathbf{T}_0 = T$ converges to p in total variation.*

6 Discussion

The main feature of the completely random T -tessellation introduced in this paper is that both split and flip Papangelou kernels have very simple expressions showing a kind of lack of spatial dependency. It would be of high interest to further investigate this model. Since analytical probabilistic results are available for the Arak-Clifford-Surgailis (Example 4), it may be expected that such results could also be derived for our model. In particular, the following issues are of interest:

- Is there a simple expression for the normalizing constant M involved in Equation 5?
- Does our model share the same Markovian property as the Arak-Clifford-Surgailis model?
- Is it possible to derive an exact non-iterative simulation algorithm similar to the one proposed to Arak et al. [1]?

In this paper, we focused on T -tessellations of a bounded domain. We expect the completely random T -tessellation model to be extensible to the whole plane. Concerning Gibbs variations, extensions to the whole plane must involve some extra conditions on the unnormalized density.

A simulation algorithm of Metropolis-Hastings-Green type has been devised. This algorithm is based on three local modifications: split, merge and flip. Conditions ensuring the convergence (in total variation) of the simulation Markov

chain were derived. Also geometric ergodicity of the Markov chain has to be investigated. Under geometric ergodicity and extra conditions (e.g. Lyapunov condition), central limit theorems can be obtained for averages of functionals based on Monte-Carlo samples of the Markov chain \mathbf{T}_n . In particular, geometric ergodicity has been proved for the Metropolis-Hastings-Green algorithm devised for simulating Gibbs point processes, see [5, 4]. We tried to follow a similar approach without success. The main difficulty is related to the fact that, when one tries to empty a given T-tessellation, the number of operations (merges and flips) involved is not easily bounded.

A practical important issue is the inference of the model parameters. Since the likelihood is known up to an untractable normalizing constant and simulations can be done by a Metropolis-Hastings-Green algorithm, Monte-Carlo maximum likelihood [4] can be considered. Another approach would consist into deriving a kind of pseudolikelihood similar to the one developed for point processes, see [7, 3]. As starting point, one could use the Georgii-Nguyen-Zessin formulae for Gibbs T-tessellations derived in Proposition 4.

References

- [1] T. Arak, P. Clifford, and D. Surgailis. Point-based polygonal models for random graphs. *Advances in Applied Probability*, 25:348–372, 1993.
- [2] F. Le Ber, C. Lavigne, K. Adamczyk, F. Angevin, N. Colbach, J.-F. Mari, and H. Monod. Neutral modelling of agricultural landscapes by tessellation methods—application for gene flow simulation. *Ecological Modelling*, 220:3536–3545, 2009.
- [3] J.-M. Billiot, J.-F. Coeurjolly, and R. Drouilhet. Maximum pseudolikelihood estimator for exponential family models of marked gibbs point processes. *Electronical Journal of Statistics*, 2:234–264, 2008.
- [4] C. Geyer. Likelihood inference for spatial point processes. In O.E. Barndorff-Nielsen, W.S. Kendall, and M.N.M. van Lieshout, editors, *Stochastic Geometry - Likelihood and Computation*, volume 80 of *Monographs on Statistics and Applied Probability*, pages 79–140. Chapman and Hall/CRC, 1999.
- [5] Charles J. Geyer and J. Møller. Simulation procedures and likelihood inference for spatial point processes. *Scand. J. Statist.*, 21:359–373, 1994.
- [6] Peter J. Green. Reversible jump Markov chain Monte Carlo computation and Bayesian model determination. *Biometrika*, 82(4):711–732, 1995.
- [7] J. L. Jensen and J. Møller. Pseudolikelihood for exponential family models of spatial point processes. *The Annals of Applied Probability*, 3:445–461, 1991.
- [8] Jonas Kahn. Existence of Gibbs measure for a model of T-tessellation. arXiv:1012.2.2182v1, December 2010.
- [9] Olav Kallenberg. *Random Measures*. Academic Press, 4th edition edition, 1986.

- [10] C. Lantuéjoul. *Geostatistical simulation : models and algorithms*. Springer, 2002.
- [11] J. Møller and D. Stoyan. Stochastic geometry and random tessellations. *Research Report R-2007-28, Departement of Mathematical Sciences, Aalborg University*, 2007.
- [12] Georges Matheron. *Random Sets and Integral Geometry*. Wiley series in probability and mathematical statistics. John Wiley & Sons, New-York, 1975.
- [13] S.P. Meyn and R.L. Tweedie. *Markov Chains and Stochastic Stability*. Springer-Verlag, 1993.
- [14] Roger E. Miles and Margaret S. Mackisack. A large class of random tessellations with the classic Poisson polygon distributions. *Forma*, 17:1–17, 2002.
- [15] Esa Nummelin. *General irreducible Markov chains and non-negative operators*. Cambridge University Press, 1984.
- [16] F. Papangelou. The conditional intensity of general points processes and an application to line processes. *Zeitschrift für Wahrscheinlichkeitstheorie und verwandte Gebiete*, 28:207–226, 1974.
- [17] D. Ruelle. *Statistical Mechanics: Rigorous Results*. W. A. Benjamin, Reading, Massachusetts, 1969.

A Proof of Theorem 1

Let $\mathbf{T} \sim \mu$ and F be a stable functional on \mathcal{T} . There exists a real constant K such that

$$\mathbb{E} \sum_{T \in \mathcal{T}(\mathbf{L})} F(T)^x = \mathbb{E} \sum_{T \in \mathcal{T}(\mathbf{L})} K^{x n_s^\circ(T)}.$$

Note that the number of internal segments in T is equal to the number \mathbf{k} of lines in \mathbf{L} . It follows

$$\mathbb{E} \sum_{T \in \mathcal{T}(\mathbf{L})} F(T)^x = \mathbb{E} n_t(\mathbf{L}) K^{x \mathbf{k}}.$$

Using Kahn’s upper bound provided by Equation (4), one gets

$$\mathbb{E} \sum_{T \in \mathcal{T}(\mathbf{L})} F(T)^x \leq \text{constant} + \mathbb{E} I \{ \mathbf{K} \geq 2 \} C^{\mathbf{k}} \left(\frac{\mathbf{k}}{(\log \mathbf{k})^{1-\epsilon}} \right)^{\mathbf{k} - \mathbf{k} / \log \mathbf{k}} K^{x \mathbf{k}}.$$

The constant is related to the sum terms when the number of lines is less than 2. As F is finite, the constant is also finite and it is omitted below for sake of brevity. Furthermore, since \mathbf{L} is a Poisson line process with intensity 1, \mathbf{k} is

Poisson distributed with parameter $l(D)/\pi$. Therefore

$$\begin{aligned}
\mathbb{E} \sum_{T \in \mathcal{T}(\mathbf{L})} F(T)^x &\leq \text{constant} \times \sum_{k \geq 0} \left(\frac{l(D)}{\pi} \right)^k \frac{1}{k!} C^k \left(\frac{k}{(\log k)^{1-\epsilon}} \right)^{k-k/\log k} K^{xk}, \\
&= \text{constant} \times \sum_{k \geq 0} \left(\frac{CK^x l(D)}{\pi k} \right)^k \left(\frac{k}{(\log k)^{1-\epsilon}} \right)^{k-k/\log k}, \\
&= \text{constant} \times \sum_{k \geq 0} \left(\frac{CK^x l(D)}{\pi (\log k)^{1-\epsilon}} \right)^k \left(\frac{k}{(\log k)^{1-\epsilon}} \right)^{-k/\log k}.
\end{aligned}$$

The sum is finite for e.g. $\epsilon = 1/2$.

B Proof of Proposition 2

Let $\mathbf{T} \sim \mu$ where μ is the distribution on \mathcal{T} defined by Equation (5). In view of Definition 3, the split Campbell measure of \mathbf{T} is defined by

$$C_s(\phi) = \mathbb{E} \sum_{T \in \mathcal{T}(\mathbf{L})} \sum_{m \in \mathcal{M}_T} \phi(m, T \setminus \{m\}).$$

The sum on non-blocking segments can be replaced by a sum over all internal segments. Below let $s(l, \mathbf{T})$ be the segment of \mathbf{T} lying on the line l of \mathbf{L} .

$$C_s(\phi) = \mathbb{E} \sum_{T \in \mathcal{T}(\mathbf{L})} \sum_{l \in \mathbf{L}} I\{s(l, T) \text{ is non-blocking}\} \phi(s(l, T), T \setminus \{s(l, T)\}).$$

For a given line configuration L and a given line $l \in L$, consider the map $T \mapsto \tilde{T} = T \setminus s(l, T)$. Note that $\tilde{T} \in \mathcal{T}(L \setminus l)$. Furthermore, this map is not injective. Given a $\tilde{T} \in \mathcal{T}(L \setminus l)$, the subset of tessellations T such that $\tilde{T} = T \setminus s(l, T)$ is obtained by running through all cells c of \tilde{T} hitting the line l and splitting \tilde{T} by the line segment $l \cap c$. Hence we have

$$\begin{aligned}
&\sum_{T \in \mathcal{T}(\mathbf{L})} I\{s(l, T) \text{ is non-blocking}\} \phi(s(l, T), T \setminus \{s(l, T)\}) \\
&= \sum_{\tilde{T} \in \mathcal{T}(\mathbf{L} \setminus l)} \sum_{c \in C(\tilde{T})} I\{l \cap c \neq \emptyset\} \phi(l \cap c, \tilde{T}).
\end{aligned}$$

It follows

$$C_s(\phi) = \mathbb{E} \sum_{l \in \mathbf{L}} \sum_{T \in \mathcal{T}(\mathbf{L} \setminus l)} \sum_{c \in C(T)} I\{l \cap c \neq \emptyset\} \phi(l \cap c, T).$$

The right-hand side can be rewritten as

$$\mathbb{E} \sum_{l \in \mathbf{L}} \psi(l, \mathbf{L} \setminus l).$$

Since \mathbf{L} is a Poisson process on the space of lines, its Campbell measure has a simple decomposition with a Papangelou kernel equal to its intensity:

$$\mathbb{E} \sum_{l \in \mathbf{L}} \psi(l, \mathbf{L} \setminus l) = \mathbb{E} \int \psi(l, \mathbf{L}) dl,$$

where dl is a Haar measure on the space of lines. Hence the split Campbell measure for \mathbf{T} can be written as

$$C_s(\phi) = \mathbb{E} \int \sum_{T \in \mathcal{T}(\mathbf{L})} \sum_{c \in C(T)} I\{l \cap c \neq \emptyset\} \phi(l \cap c, T) dl.$$

In view of Equation 5, the right-hand side can be rewritten as

$$C_s(\phi) = \mathbb{E} \int \sum_{c \in C(\mathbf{T})} I\{l \cap c \neq \emptyset\} \phi(l \cap c, \mathbf{T}) dl.$$

Finally, using the measure dS on \mathcal{S}_T introduced at the end of Section 2, the right-hand side is expressed as

$$C_s(\phi) = \mathbb{E} \int_{\mathcal{S}_T} \phi(S, \mathbf{T}) dS.$$

Proposition 2 follows from the definition of the split Papangelou kernel.

C Proof of Proposition 3

Let $\mathbf{T} \sim \mu$ where μ is the distribution on \mathcal{T} defined by Equation (5). In view of Definition 4, the flip Campbell measure of \mathbf{T} is defined by

$$C_f(\phi) = \mathbb{E} \sum_{T \in \mathcal{T}(\mathbf{L})} \sum_{F \in \mathcal{F}_T} \phi(F^{-1}, FT).$$

The double sum can be rewritten using the change of variables

$$(F, T) \mapsto (\tilde{F} = F^{-1}, \tilde{T} = FT).$$

Note that a flip does not change the lines supporting a T-tessellation: $\mathcal{T}(\tilde{F}) = \mathcal{T}(FT) = \mathcal{T}(T)$. Furthermore, the flip \tilde{F} can be applied to $FT = \tilde{T}$: $\tilde{F} \in \mathcal{F}_{\tilde{T}}$. Hence the flip Campbell measure can be expressed as follows

$$C_f(\phi) = \mathbb{E} \sum_{\tilde{T} \in \mathcal{T}(\mathbf{L})} \sum_{\tilde{F} \in \mathcal{F}_{\tilde{T}}} \phi(\tilde{F}, \tilde{T}) = \mathbb{E} \sum_{F \in \mathcal{F}_T} \phi(F, \mathbf{T})$$

Therefore the flip Papangelou kernel equals 1 for any pair (T, F) .

D Proof of Proposition 5

For a given $A \subset \mathcal{T}_{\text{sm}}^2$, let

$$\check{A} = \left\{ (T, \tilde{T}) : (\tilde{T}, T) \in A \right\}.$$

It must be shown that $\mu_{\text{sm}}(\check{A}) = \mu_{\text{sm}}(A)$. In view of Equation (23),

$$\mu_{\text{sm}}(\check{A}) = \mathbb{E} \int_{\mathcal{S}_T} I_A(S\mathbf{T}, \mathbf{T}) dS + \mathbb{E} \sum_{M \in \mathcal{M}_T} I_A(M\mathbf{T}, \mathbf{T}).$$

Concerning the first term of the right-hand side, in view of the identity (10), we have

$$\mathbb{E} \int_{S_{\mathbf{T}}} I_A(S\mathbf{T}, \mathbf{T}) dS = \mathbb{E} \sum_{M \in \mathcal{M}_{\mathbf{T}}} I_A(M^{-1}M\mathbf{T}, M\mathbf{T}) = \mathbb{E} \sum_{M \in \mathcal{M}_{\mathbf{T}}} I_A(\mathbf{T}, M\mathbf{T}).$$

The second term of the right-hand side can be rewritten as

$$\mathbb{E} \sum_{M \in \mathcal{M}_{\mathbf{T}}} I_A(M\mathbf{T}, \mathbf{T}) = \mathbb{E} \sum_{M \in \mathcal{M}_{\mathbf{T}}} I_A(M\mathbf{T}, M^{-1}M\mathbf{T}).$$

Using the identity (10), it is equal to

$$\mathbb{E} \int_{S_{\mathbf{T}}} I_A(\mathbf{T}, S\mathbf{T}) dS.$$

Hence,

$$\mu_{\text{sm}}(\check{A}) = \mathbb{E} \sum_{M \in \mathcal{M}_{\mathbf{T}}} I_A(\mathbf{T}, M\mathbf{T}) + \mathbb{E} \int_{S_{\mathbf{T}}} I_A(\mathbf{T}, S\mathbf{T}) dS.$$

Compare with (23).