

Euclidean Plane and its Relatives

A minimalistic introduction

Anton Petrunin



This work is licensed under the Creative Commons Attribution-ShareAlike 4.0 International License. To view a copy of this license, visit <http://creativecommons.org/licenses/by-sa/4.0/>.

Contents

Introduction	6
Prerequisite. Overview.	

1 Preliminaries	9
What is the axiomatic approach? What is a model? Metric spaces. Examples. Shortcut for distance. Isometries, motions and lines. Half-lines and segments. Angles. Reals modulo $2\cdot\pi$. Continuity. Congruent triangles.	

Euclidean geometry

2 Axioms	19
The axioms. Lines and half-lines. Zero angle. Straight angle. Vertical angles.	

3 Half-planes	24
Sign of an angle. Intermediate value theorem. Same sign lemmas. Half-planes. Triangle with the given sides.	

4 Congruent triangles	31
Side-angle-side condition. Angle-side-angle condition. Isosceles triangles. Side-side-side condition.	

5 Perpendicular lines	35
Right, acute and obtuse angles. Perpendicular bisector. Uniqueness of perpendicular lines. Reflection. Perpendicular is shortest. Angle bisectors. Circles. Geometric constructions.	

6	Parallel lines and similar triangles	44
	Parallel lines. Similar triangles. Pythagorean theorem. Angles of triangle. Transversal property. Parallelograms. Method of coordinates.	

7	Triangle geometry	54
	Circumcircle and circumcenter. Altitudes and orthocenter. Medians and centroid. Bisector of triangle. Incenter.	

Inversive geometry

8	Inscribed angles	60
	Angle between a tangent line and a chord. Inscribed angle. Inscribed quadrilaterals. Method of additional circle. Arcs.	

9	Inversion	67
	Cross-ratio. Inversive plane and circlines. Method of inversion. Perpendicular circles. Angles after inversion.	

Non-Euclidean geometry

10	Absolute plane	77
	Two angles of triangle. Three angles of triangle. How to prove that something cannot be proved? Curvature.	

11	Hyperbolic plane	86
	Conformal disk model. The plan. Auxiliary statements. Axioms: I, II, III, IV, h-V.	

12	Geometry of h-plane	97
	Angle of parallelism. Inradius of triangle. Circles, horocycles and equidistants. Hyperbolic triangles. Conformal interpretation.	

Additional topics

13	Affine geometry	106
	Affine transformations. Constructions with parallel tool and ruler. Matrix form. On inversive transformations.	

14 Projective geometry	112
Real projective plane. Euclidean space. Perspective projection. Projective transformations. Desargues' theorem. Duality. Axioms.	
15 Spherical geometry	121
Spheres in the space. Pythagorean theorem. Inversion of the space. Stereographic projection. Central projection.	
16 Projective model	127
Special bijection of h-plane to itself. Projective model. Hyperbolic Pythagorean theorem. Bolyai's construction.	
17 Complex coordinates	135
Complex numbers. Complex coordinates. Conjugation and absolute value. Euler's formula. Argument and polar coordinates. Möbius transformations. Elementary transformations. Complex cross-ratio. Schwarz–Pick theorem.	
18 Geometric constructions	144
Classical problems. Constructable numbers. Constructions with set square. More impossible constructions.	
19 Area	151
Solid triangles. Polygonal sets. Definition of area. Vanishing area and subdivisions. Area of solid rectangles, parallelograms and triangles. Area method. Area in absolute planes and spheres. Quadrable sets.	
Index	165
Used resources	169

Introduction

This book is meant to be rigorous, conservative, elementary and minimalistic. At the same time it includes about the maximum what students can absorb in one semester.

Approximately third of the material used to be covered in high school, not any more.

The present book is based on the courses given by the author at the Pennsylvania State University as an introduction into Foundations of Geometry. The lectures were oriented to sophomore and senior university students. These students already had a calculus course. In particular, they are familiar with the real numbers and continuity. It makes it possible to cover the material faster and in a more rigorous way than it could be done in high school.

Prerequisite

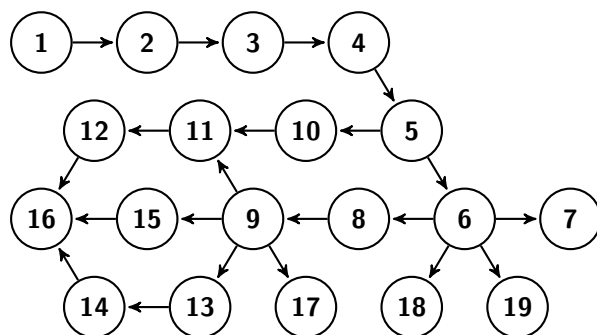
The students should be familiar with the following topics.

- ◇ Elementary set theory: \in , \cup , \cap , \setminus , \subset , \times .
- ◇ Real numbers: intervals, inequalities, algebraic identities.
- ◇ Limits, continuous functions and Intermediate value theorem.
- ◇ Standard functions: absolute value, natural logarithm, exponent. Occasionally, trigonometric functions are used, but these parts can be ignored.
- ◇ Chapter 13 use matrix algebra of 2×2 -matrices.
- ◇ To read Chapter 15, it is better to have some previous experience with *scalar product*, also known as *dot product*.
- ◇ To read Chapter 17, it is better to have some previous experience with complex numbers.

Overview

We use the so called *metric approach* introduced by Birkhoff. It means that we define the Euclidean plane as a *metric space* which satisfies a list of properties (*axioms*). This way we minimize the tedious parts which are unavoidable in the more classical Hilbert's approach. At the same time the students have a chance to learn basic geometry of metric spaces.

Here is dependency graph of the chapters.



In (1) we give all the definitions necessary to formulate the axioms; it includes metric space, lines, angle measure, continuous maps and congruent triangles.

Further we do Euclidean geometry: (2) Axioms and immediate corollaries, (3) Half-planes and continuity, (4) Congruent triangles, (5) Circles, motions, perpendicular lines, (6) Parallel lines and similar triangles — this is the first chapter where we use Axiom V, an equivalent of Euclid's parallel postulate. In (7) we give the most classical theorem of triangle geometry; this chapter is included mainly as an illustration.

In the following two chapters we discuss geometry circles on the Euclidean plane: (8) Inscribed angles, (9) Inversion. It will be used to construct the model of hyperbolic plane.

Further we discuss non-Euclidean geometry: (10) Absolute geometry — geometry without the parallel postulate, (11) Conformal disc model — this is a construction of the hyperbolic plane, an example of an absolute plane which is not Euclidean. In (12) we discuss geometry of the constructed hyperbolic plane — this is the highest point in the book.

In the remaining chapters we discuss some additional topics: (13) Affine geometry, (14) Projective geometry, (15) Spherical geometry,

(16) Projective model of the hyperbolic plane, (17) Complex coordinates, (18) Geometric constructions, (19) Area. The proofs in these chapters are not completely rigorous.

We encourage to use the visual assignments available at the author's website.

Disclaimer

It is impossible to find the original reference to most of the theorems discussed here, so I do not even try to. Most of the proofs discussed in the book already appeared in the Euclid's Elements.

Recommended books

- ◇ Kiselev's textbook [6] — a classical book for school students. Should help if you have trouble following this book.
- ◇ Moise's book, [11] — should be good for further study.
- ◇ Greenberg's book [5] — a historical tour in the axiomatic systems of various geometries.
- ◇ Prasolov's book [12] is perfect to master your problem-solving skills.
- ◇ Methodologically my lectures were very close to Sharygin's textbook [14]. This is the greatest textbook in geometry for school students, I recommend it to anyone who can read Russian.

Acknowledgments

Let me thank Matthew Chao, Alexander Lytchak, Alexei Novikov and Lukeria Petrunina for useful suggestions and correcting the misprints.

Chapter 1

Preliminaries

What is the axiomatic approach?

In the axiomatic approach, one defines the plane as anything which satisfies a given list of properties. These properties are called *axioms*. Axiomatic system for the theory is like the rules for a game. Once the axiom system is fixed, a statement is considered to be true if it follows from the axioms and nothing else is considered to be true.

The formulations of the first axioms were not rigorous at all. For example, Euclid described a *line* as *breadthless length* and *straight line* as a line which *lies evenly with the points on itself*. On the other hand, these formulations were sufficiently clear, so that one mathematician could understand the other.

The best way to understand an axiomatic system is to make one by yourself. Look around and choose a physical model of the Euclidean plane; imagine an infinite and perfect surface of a chalk board. Now try to collect the key observations about this model. Assume for now that we have intuitive understanding of such notions as *line* and *point*.

- (i) We can measure distances between points.
- (ii) We can draw a unique line which passes thru two given points.
- (iii) We can measure angles.
- (iv) If we rotate or shift we will not see the difference.
- (v) If we change scale we will not see the difference.

These observations are good to start with. Further we will develop the language to reformulate them rigorously.

What is a model?

The Euclidean plane can be defined rigorously the following way:

Define a point in the Euclidean plane as a pair of real numbers (x, y) and define the distance between the two points (x_1, y_1) and (x_2, y_2) by the following formula:

$$\sqrt{(x_1 - x_2)^2 + (y_1 - y_2)^2}.$$

That is it! We gave a *numerical model* of Euclidean plane; it builds the Euclidean plane from the real numbers while the latter is assumed to be known.

Shortness is the main advantage of the model approach, but it is not intuitively clear why we define points and the distances this way.

On the other hand, the observations made in the previous section are intuitively obvious — this is the main advantage of the axiomatic approach.

An other advantage lies in the fact that the axiomatic approach is easily adjustable. For example, we may remove one axiom from the list, or exchange it to another axiom. We will do such modifications in Chapter 10 and further.

Metric spaces

The notion of metric space provides a rigorous way to say: “*we can measure distances between points*”. That is, instead of (i) on page 9, we can say “*Euclidean plane is a metric space*”.

1.1. Definition. *Let \mathcal{X} be a nonempty set and d be a function which returns a real number $d(A, B)$ for any pair $A, B \in \mathcal{X}$. Then d is called metric on \mathcal{X} if for any $A, B, C \in \mathcal{X}$, the following conditions are satisfied.*

(a) *Positiveness:*

$$d(A, B) \geq 0.$$

(b) *$A = B$ if and only if*

$$d(A, B) = 0.$$

(c) *Symmetry:*

$$d(A, B) = d(B, A).$$

(d) *Triangle inequality:*

$$d(A, C) \leq d(A, B) + d(B, C).$$

A metric space is a set with a metric on it. More formally, a metric space is a pair (\mathcal{X}, d) where \mathcal{X} is a set and d is a metric on \mathcal{X} .

The elements of \mathcal{X} are called points of the metric space. Given two points $A, B \in \mathcal{X}$, the value $d(A, B)$ is called distance from A to B .

Examples

- ◇ *Discrete metric.* Let \mathcal{X} be an arbitrary set. For any $A, B \in \mathcal{X}$, set $d(A, B) = 0$ if $A = B$ and $d(A, B) = 1$ otherwise. The metric d is called *discrete metric* on \mathcal{X} .
- ◇ *Real line.* Set of all real numbers (\mathbb{R}) with metric defined as

$$d(A, B) \stackrel{\text{def}}{=} |A - B|.$$

- ◇ *Metrics on the plane.* Let us denote by \mathbb{R}^2 the set of all pairs (x, y) of real numbers. Assume $A = (x_A, y_A)$ and $B = (x_B, y_B)$ are arbitrary points in \mathbb{R}^2 . One can equip \mathbb{R}^2 with the following metrics:

- *Euclidean metric*, denoted by d_2 and defined as

$$d_2(A, B) = \sqrt{(x_A - x_B)^2 + (y_A - y_B)^2}.$$

- *Manhattan metric*, denoted by d_1 and defined as

$$d_1(A, B) = |x_A - x_B| + |y_A - y_B|.$$

- *Maximum metric*, denoted by d_∞ and defined as

$$d_\infty(A, B) = \max\{|x_A - x_B|, |y_A - y_B|\}.$$

1.2. Exercise. Prove that the following functions are metrics on \mathbb{R}^2 : (a) d_1 ; (b) d_2 ; (c) d_∞ .

Shortcut for distance

Most of the time, we study only one metric on the space. Therefore, we will not need to name the metric function each time.

Given a metric space \mathcal{X} , the distance between points A and B will be further denoted by

$$AB \quad \text{or} \quad d_{\mathcal{X}}(A, B);$$

the latter is used only if we need to emphasize, that A and B are points of the metric space \mathcal{X} .

For example, the triangle inequality can be written as

$$AC \leq AB + BC.$$

For the multiplication, we will always use “ \cdot ”, so AB should not be confused with $A \cdot B$.

Isometries, motions and lines

In this section, we define *lines* in a metric space. Once it is done the sentence “*We can draw a unique line which passes thru two given points.*” becomes rigorous; see (ii) on page 9.

Recall that a map $f: \mathcal{X} \rightarrow \mathcal{Y}$ is a *bijection*, if it gives an exact pairing of the elements of two sets. Equivalently, $f: \mathcal{X} \rightarrow \mathcal{Y}$ is a bijection, if it has an *inverse*; that is, a map $g: \mathcal{Y} \rightarrow \mathcal{X}$ such that $g(f(A)) = A$ for any $A \in \mathcal{X}$ and $f(g(B)) = B$ for any $B \in \mathcal{Y}$.

1.3. Definition. Let \mathcal{X} and \mathcal{Y} be two metric spaces and $d_{\mathcal{X}}$, $d_{\mathcal{Y}}$ be their metrics. The map

$$f: \mathcal{X} \rightarrow \mathcal{Y}$$

is called *distance-preserving* if

$$d_{\mathcal{Y}}(f(A), f(B)) = d_{\mathcal{X}}(A, B)$$

for any $A, B \in \mathcal{X}$.

A *bijective distance-preserving map* is called an *isometry*.

Two metric spaces are called *isometric* if there exists an isometry from one to the other.

The isometry from a metric space to itself is also called a *motion of the space*.

1.4. Exercise. Show that any distance-preserving map is injective; that is, if $f: \mathcal{X} \rightarrow \mathcal{Y}$ is a distance-preserving map, then $f(A) \neq f(B)$ for any pair of distinct points $A, B \in \mathcal{X}$.

1.5. Exercise. Show that if $f: \mathbb{R} \rightarrow \mathbb{R}$ is a motion of the real line, then either (a) $f(x) = f(0) + x$ for any $x \in \mathbb{R}$, or (b) $f(x) = f(0) - x$ for any $x \in \mathbb{R}$.

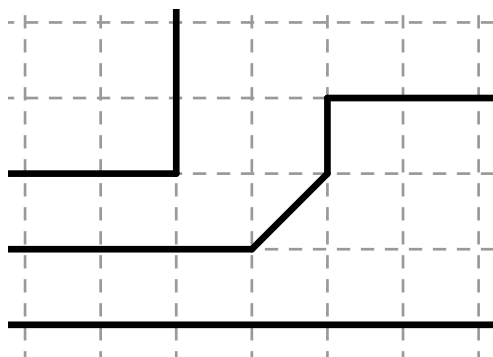
1.6. Exercise. Prove that (\mathbb{R}^2, d_1) is isometric to $(\mathbb{R}^2, d_{\infty})$.

1.7. Advanced exercise. Describe all the motions of the Manhattan plane, defined on page 11.

If \mathcal{X} is a metric space and \mathcal{Y} is a subset of \mathcal{X} , then a metric on \mathcal{Y} can be obtained by restricting the metric from \mathcal{X} . In other words, the distance between two points of \mathcal{Y} is defined to be the distance between these points in \mathcal{X} . This way any subset of a metric space can be also considered as a metric space.

1.8. Definition. A subset ℓ of metric space is called a line, if it is isometric to the real line.

Note that a space with a discrete metric has no lines. The following picture shows examples of lines on the Manhattan plane (\mathbb{R}^2, d_1) .



1.9. Exercise. Consider the graph $y = |x|$ in \mathbb{R}^2 . In which of the following spaces (a) (\mathbb{R}^2, d_1) , (b) (\mathbb{R}^2, d_2) , (c) (\mathbb{R}^2, d_∞) does it form a line? Why?

1.10. Exercise. How many points M are there on the line (AB) for which we have

1. $AM = MB$?
2. $AM = 2 \cdot MB$?

Half-lines and segments

Assume there is a line ℓ passing thru two distinct points P and Q . In this case we might denote ℓ as (PQ) . There might be more than one line thru P and Q , but if we write (PQ) we assume that we made a choice of such line.

Let us denote by $[PQ)$ the *half-line* which starts at P and contains Q . Formally speaking, $[PQ)$ is a subset of (PQ) which corresponds to $[0, \infty)$ under an isometry $f: (PQ) \rightarrow \mathbb{R}$ such that $f(P) = 0$ and $f(Q) > 0$.

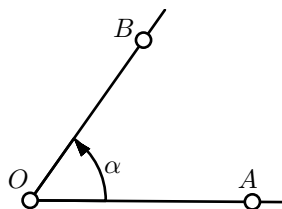
1.11. Exercise. Show that if $X \in [PQ)$, then $QX = |PX - PQ|$.

The subset of line (PQ) between P and Q is called the *segment* between P and Q and denoted by $[PQ]$. Formally, the segment can be defined as the intersection of two half-lines: $[PQ] = [PQ) \cap [QP)$.

Angles

Our next goal is to introduce *angles* and *angle measures*; after that, the statement “we can measure angles” will become rigorous; see (iii) on page 9.

An ordered pair of half-lines which start at the same point is called an *angle*. An angle formed by two half-lines $[OA)$ and $[OB)$ will be denoted by $\angle AOB$. In this case the point O is called the *vertex* of the angle.



Intuitively, the angle measure tells how much one has to rotate the first half-line counterclockwise, so it gets the position of the second half-line of the angle. The full turn is assumed to be $2 \cdot \pi$; it corresponds to the angle measure in radians.

The angle measure of $\angle AOB$ is denoted by $\angle AOB$; it is a real number in the interval $(-\pi, \pi]$.

The notations $\angle AOB$ and $\angle A'O'B'$ look similar, they also have close but different meanings, which better not be confused. For example, the equality $\angle AOB = \angle A'O'B'$ means that $[OA) = [O'A')$ and $[OB) = [O'B')$; in particular, $O = O'$. On the other hand the equality $\angle AOB = \angle A'O'B'$ means only equality of two real numbers; in this case O may be distinct from O' .

Here is the first property of angle measure which will become a part of the axiom.

Given a half-line $[OA)$ and $\alpha \in (-\pi, \pi]$ there is a unique half-line $[OB)$ such that $\angle AOB = \alpha$.

Reals modulo $2 \cdot \pi$

Consider three half-lines starting from the same point, $[OA)$, $[OB)$ and $[OC)$. They make three angles $\angle AOB$, $\angle BOC$ and $\angle AOC$, so the angle measure $\angle AOC$ should coincide with the sum $\angle AOB + \angle BOC$ up to full rotation. This property will be expressed by the formula

$$\angle AOB + \angle BOC \equiv \angle AOC,$$

where “ \equiv ” is a new notation which we are about to introduce. The last identity will become a part of the axiom.

We will write

$$\alpha \equiv \beta$$

or

$$\alpha \equiv \beta \pmod{2 \cdot \pi}$$

if $\alpha = \beta + 2 \cdot \pi \cdot n$ for some integer n . In this case we say

“ α is equal to β modulo $2 \cdot \pi$ ”.

For example

$$-\pi \equiv \pi \equiv 3 \cdot \pi \quad \text{and} \quad \frac{1}{2} \cdot \pi \equiv -\frac{3}{2} \cdot \pi.$$

The introduced relation “ \equiv ” behaves as an equality sing, but

$$\dots \equiv \alpha - 2 \cdot \pi \equiv \alpha \equiv \alpha + 2 \cdot \pi \equiv \alpha + 4 \cdot \pi \equiv \dots;$$

that is, if the angle measures differ by full turn, then they are considered to be the same.

With “ \equiv ”, we can do addition, subtraction and multiplication with integer numbers without getting into trouble. That is, if

$$\alpha \equiv \beta \quad \text{and} \quad \alpha' \equiv \beta',$$

then

$$\alpha + \alpha' \equiv \beta + \beta', \quad \alpha - \alpha' \equiv \beta - \beta' \quad \text{and} \quad n \cdot \alpha \equiv n \cdot \beta$$

for any integer n . But “ \equiv ” does not in general respect multiplication with non-integer numbers; for example

$$\pi \equiv -\pi \quad \text{but} \quad \frac{1}{2} \cdot \pi \not\equiv -\frac{1}{2} \cdot \pi.$$

1.12. Exercise. *Show that $2 \cdot \alpha \equiv 0$ if and only if $\alpha \equiv 0$ or $\alpha \equiv \pi$.*

Continuity

The angle measure is also assumed to be continuous. Namely, the following property of angle measure will become a part of the axiom.

The function

$$\angle: (A, O, B) \mapsto \angle AOB$$

is continuous at any triple of points (A, O, B) such that $O \neq A$ and $O \neq B$ and $\angle AOB \neq \pi$.

To explain this property, we need to extend the notion of *continuity* to the functions between metric spaces. The definition is a straightforward generalization of the standard definition for the real-to-real functions.

Further, let \mathcal{X} and \mathcal{Y} be two metric spaces, and $d_{\mathcal{X}}$, $d_{\mathcal{Y}}$ be their metrics.

A map $f: \mathcal{X} \rightarrow \mathcal{Y}$ is called continuous at point $A \in \mathcal{X}$ if for any $\varepsilon > 0$ there is $\delta > 0$, such that

$$d_{\mathcal{X}}(A, A') < \delta \quad \Rightarrow \quad d_{\mathcal{Y}}(f(A), f(A')) < \varepsilon.$$

One may define a continuous map of several variables the same way. Assume $f(A, B, C)$ is a function which returns a point in the space \mathcal{Y} for a triple of points (A, B, C) in the space \mathcal{X} . The map f might be defined only for some triples in \mathcal{X} .

Assume $f(A, B, C)$ is defined. Then, we say that f is continuous at the triple (A, B, C) if for any $\varepsilon > 0$ there is $\delta > 0$ such that

$$d_{\mathcal{Y}}(f(A, B, C), f(A', B', C')) < \varepsilon.$$

if $d_{\mathcal{X}}(A, A') < \delta$, $d_{\mathcal{X}}(B, B') < \delta$ and $d_{\mathcal{X}}(C, C') < \delta$.

1.13. Exercise. Let \mathcal{X} be a metric space.

(a) Let $A \in \mathcal{X}$ be a fixed point. Show that the function

$$f(B) \stackrel{\text{def}}{=} d_{\mathcal{X}}(A, B)$$

is continuous at any point B .

(b) Show that $d_{\mathcal{X}}(A, B)$ is continuous at any pair $A, B \in \mathcal{X}$.

1.14. Exercise. Let \mathcal{X} , \mathcal{Y} and \mathcal{Z} be a metric spaces. Assume that the functions $f: \mathcal{X} \rightarrow \mathcal{Y}$ and $g: \mathcal{Y} \rightarrow \mathcal{Z}$ are continuous at any point, and $h = g \circ f$ is its composition; that is, $h(A) = g(f(A))$ for any $A \in \mathcal{X}$. Show that $h: \mathcal{X} \rightarrow \mathcal{Z}$ is continuous at any point.

1.15. Exercise. Show that any distance-preserving map is continuous.

Congruent triangles

Our next goal is to give a rigorous meaning for (iv) on page 9. To do this, we introduce the notion of *congruent triangles* so instead of

“if we rotate or shift we will not see the difference” we say that for triangles, the side-angle-side congruence holds; that is, two triangles are congruent if they have two pairs of equal sides and the same angle measure between these sides.

An *ordered* triple of distinct points in a metric space \mathcal{X} , say A, B, C , is called a *triangle*, and denoted by $\triangle ABC$. Note that the triangles $\triangle ABC$ and $\triangle ACB$ are considered as different.

Two triangles $\triangle A'B'C'$ and $\triangle ABC$ are called *congruent* (briefly $\triangle A'B'C' \cong \triangle ABC$) if there is a motion $f: \mathcal{X} \rightarrow \mathcal{X}$ such that

$$A' = f(A), \quad B' = f(B) \quad \text{and} \quad C' = f(C).$$

Let \mathcal{X} be a metric space, and $f, g: \mathcal{X} \rightarrow \mathcal{X}$ be two motions. Note that the inverse $f^{-1}: \mathcal{X} \rightarrow \mathcal{X}$, as well as the composition $f \circ g: \mathcal{X} \rightarrow \mathcal{X}$ are also motions.

It follows that “ \cong ” is an *equivalence relation*; that is, any triangle congruent to itself, and the following two conditions hold.

- ◊ If $\triangle A'B'C' \cong \triangle ABC$, then $\triangle ABC \cong \triangle A'B'C'$.
- ◊ If $\triangle A''B''C'' \cong \triangle A'B'C'$ and $\triangle A'B'C' \cong \triangle ABC$, then

$$\triangle A''B''C'' \cong \triangle ABC.$$

Note that if $\triangle A'B'C' \cong \triangle ABC$, then $AB = A'B'$, $BC = B'C'$ and $CA = C'A'$.

For a discrete metric, as well as some other metrics, the converse also holds. The following example shows that it does not hold in the Manhattan plane.

Example. Consider three points $A = (0, 1)$, $B = (1, 0)$ and $C = (-1, 0)$ on the Manhattan plane (\mathbb{R}^2, d_1) . Note that

$$d_1(A, B) = d_1(A, C) = d_1(B, C) = 2.$$

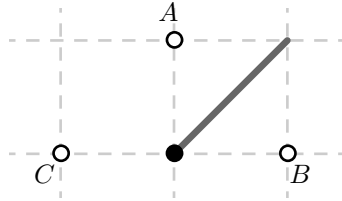
On one hand,

$$\triangle ABC \cong \triangle ACB.$$

Indeed, it is easy to see that the map $(x, y) \mapsto (-x, y)$ is a motion of (\mathbb{R}^2, d_1) , which sends $A \mapsto A$, $B \mapsto C$ and $C \mapsto B$.

On the other hand,

$$\triangle ABC \not\cong \triangle BCA.$$



Indeed, arguing by contradiction, assume that f is a motion of (\mathbb{R}^2, d_1) which sends $A \mapsto B$ and $B \mapsto C$. Note that a point M is a midpoint¹ of A and B if and only if $f(M)$ is a midpoint of B and C . The set of midpoints for A and B is infinite, it contains all points (t, t) for $t \in [0, 1]$ (it is the dark gray segment on the picture above). On the other hand, the midpoint for B and C is unique (it is the black point on the picture). Thus, the map f cannot be bijective, a contradiction.

¹ M is a midpoint of A and B if $d_1(A, M) = d_1(B, M) = \frac{1}{2} \cdot d_1(A, B)$.

Chapter 2

Axioms

The first system of axioms appears in the Euclid's "Elements", around 300 BC. Without any doubt, the Elements were the most successful and influential textbook ever written.

The systematic study of geometries as axiomatic systems was triggered by the discovery on non-Euclidean geometry in 19th century. The emerging this way branch of mathematics is called "Foundations of geometry".

The most popular system of axiom was proposed in 1899 by David Hilbert. This is also the first rigorous system by modern standards. It contains twenty axioms in five groups, six "primitive notions" and three "primitive terms"; these are not defined in terms of previously defined concepts.

We will use another system of axioms, which is very close to the system proposed by George Birkhoff in 1932.

This system is build upon metric spaces. In particular, we use the real numbers as a building block. By that reason this approach reminds a model-based introduction to Euclidean geometry. This approach makes possible to minimize the tedious parts which are unavoidable in the more conservative Hilbert's system.

The axioms use the notions of metric space, line, angle, triangle, equality modulo $2\cdot\pi$ (\equiv), and congruence of triangles (\cong). All this discussed in the preliminaries.

The axioms

- I. The *Euclidean plane* is a metric space with at least two points.
- II. There is one and only one line, that contains any two given distinct points P and Q in the Euclidean plane.
- III. Any angle $\angle AOB$ in the Euclidean plane defines a real number in the interval $(-\pi, \pi]$. This number is called *angle measure of $\angle AOB$* and denoted by $\angle AOB$. It satisfies the following conditions:

- (a) Given a half-line $[OA)$ and $\alpha \in (-\pi, \pi]$, there is a unique half-line $[OB)$, such that $\angle AOB = \alpha$.
- (b) For any points A, B and C , distinct from O we have

$$\angle AOB + \angle BOC \equiv \angle AOC.$$

- (c) The function

$$\angle: (A, O, B) \mapsto \angle AOB$$

is continuous at any triple of points (A, O, B) , such that $O \neq A$ and $O \neq B$ and $\angle AOB \neq \pi$.

- IV. In the Euclidean plane, we have $\triangle ABC \cong \triangle A'B'C'$ if and only if

$$A'B' = AB, \quad A'C' = AC, \quad \text{and} \quad \angle C'A'B' = \pm \angle CAB.$$

- V. If for two triangles $\triangle ABC, \triangle AB'C'$ in the Euclidean plane and for $k > 0$ we have

$$\begin{aligned} B' &\in [AB), & C' &\in [AC), \\ AB' &= k \cdot AB, & AC' &= k \cdot AC, \end{aligned}$$

then

$$B'C' = k \cdot BC, \quad \angle ABC = \angle AB'C', \quad \angle ACB = \angle AC'B'.$$

From now on, we can use no information about the Euclidean plane which does not follow from the five axioms above.

2.1. Exercise. *Show that the plane contains an infinite set of points.*

Lines and half-lines

2.2. Proposition.^a *Any two distinct lines intersect at most at one point.*

Proof. Assume two lines ℓ and m intersect at two distinct points P and Q . Applying Axiom II, we get $\ell = m$. \square

2.3. Exercise. *Suppose $A' \in [OA)$ and $A' \neq O$. Show that*

$$[OA) = [OA').$$

2.4. Proposition.^a *Given $r \geq 0$ and a half-line $[OA)$ there is a unique $A' \in [OA)$ such that $OA' = r$.*

Proof. According to definition of half-line, there is an isometry

$$f: [OA) \rightarrow [0, \infty),$$

such that $f(O) = 0$. By the definition of isometry, $OA' = f(A')$ for any $A' \in [OA)$. Thus, $OA' = r$ if and only if $f(A') = r$.

Since isometry has to be bijective, the statement follows. \square

Zero angle

2.5. Proposition.^a $\angle AOA = 0$ for any $A \neq O$.

Proof. According to Axiom IIIb,

$$\angle AOA + \angle AOA \equiv \angle AOA.$$

Subtract $\angle AOA$ from both sides, we get $\angle AOA \equiv 0$.

Since $-\pi < \angle AOA \leq \pi$, we get $\angle AOA = 0$. \square

2.6. Exercise. *Assume $\angle AOB = 0$. Show that $[OA) = [OB)$.*

2.7. Proposition.^a *For any A and B distinct from O , we have*

$$\angle AOB \equiv -\angle BOA.$$

Proof. According to Axiom IIIb,

$$\angle AOB + \angle BOA \equiv \angle AOA$$

By Proposition 2.5, $\angle AOA = 0$. Hence the result follows. \square

^a This mark “a” can be ignored; its meaning will be explained on page 77.

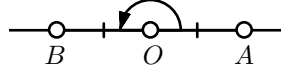
Straight angle

If $\angle AOB = \pi$, we say that $\angle AOB$ is a *straight angle*. Note that by Proposition 2.7, if $\angle AOB$ is a straight angle, then so is $\angle BOA$.

We say that point O *lies between* points A and B , if $O \neq A$, $O \neq B$ and $O \in [AB]$.

2.8. Theorem.^a *The angle $\angle AOB$ is straight if and only if O lies between A and B .*

Proof. By Proposition 2.4, we may assume that $OA = OB = 1$.



(\Leftarrow). Assume O lies between A and B . Set $\alpha = \angle AOB$.

Applying Axiom IIIa, we get a half-line $[OA')$ such that $\alpha = \angle BOA'$. By Proposition 2.4, we can assume that $OA' = 1$. According to Axiom IV,

$$\triangle AOB \cong \triangle BOA'.$$

Denote by f the corresponding motion of the plane; that is, f is a motion such that $f(A) = B$, $f(O) = O$ and $f(B) = A'$.

Then

$$(A'B) = f(AB) \ni f(O) = O.$$

Therefore, both lines (AB) and $(A'B)$ contain B and O . By Axiom II, $(AB) = (A'B)$.

By the definition of the line, (AB) contains exactly two points A and B on distance 1 from O . Since $OA' = 1$ and $A' \neq B$, we get $A = A'$.

By Axiom IIIb and Proposition 2.5, we get

$$\begin{aligned} 2 \cdot \alpha &= \angle AOB + \angle BOA' = \\ &= \angle AOB + \angle BOA \equiv \\ &\equiv \angle AOA = \\ &= 0 \end{aligned}$$

Therefore, by Exercise 1.12, α is either 0 or π .

Since $[OA] \neq [OB]$, we have $\alpha \neq 0$, see Exercise 2.6. Therefore, $\alpha = \pi$.

(\Rightarrow). Suppose that $\angle AOB = \pi$. Consider the line (OA) and choose a point B' on (OA) so that O lies between A and B' .

From above, we have $\angle AOB' = \pi$. Applying Axiom IIIa, we get $[OB) = [OB')$. In particular, O lies between A and B . \square

A triangle $\triangle ABC$ is called *degenerate* if A , B and C lie on one line. The following corollary is just a reformulation of Theorem 2.8.

2.9. Corollary.^a *A triangle is degenerate if and only if one of its angles is equal to π or 0.*

2.10. Exercise. *Show that three distinct points A , O and B lie on one line if and only if*

$$2 \cdot \angle AOB \equiv 0.$$

2.11. Exercise. *Let A , B and C be three points distinct from O . Show that B , O and C lie on one line if and only if*

$$2 \cdot \angle AOB \equiv 2 \cdot \angle AOC.$$

Vertical angles

A pair of angles $\angle AOB$ and $\angle A'OB'$ is called *vertical* if the point O lies between A and A' and between B and B' at the same time.

2.12. Proposition.^a *The vertical angles have equal measures.*

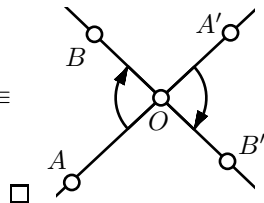
Proof. Assume that the angles $\angle AOB$ and $\angle A'OB'$ are vertical.

Note that the angles $\angle AOA'$ and $\angle BOB'$ are straight. Therefore, $\angle AOA' = \angle BOB' = \pi$.

It follows that

$$\begin{aligned} 0 &= \angle AOA' - \angle BOB' \equiv \\ &\equiv \angle AOB + \angle BOA' - \angle BOA' - \angle A'OB' \equiv \\ &\equiv \angle AOB - \angle A'OB'. \end{aligned}$$

Hence the result follows. \square



2.13. Exercise. *Assume O is the midpoint for both segments $[AB]$ and $[CD]$. Prove that $AC = BD$.*

Chapter 3

Half-planes

This chapter contains long proofs of intuitively evident statements. It is okay to skip it, but make sure you know definitions of positive/negative angles and that your intuition agrees with 3.8, 3.10, 3.11 and 3.16.

Sign of an angle

- ◇ The angle $\angle AOB$ is called *positive* if $0 < \angle AOB < \pi$;
- ◇ The angle $\angle AOB$ is called *negative* if $\angle AOB < 0$.

Note that according to the above definitions the straight angle as well as the zero angle are neither positive nor negative.

3.1. Exercise. *Show that $\angle AOB$ is positive if and only if $\angle BOA$ is negative.*

3.2. Exercise. *Let $\angle AOB$ be a straight angle. Show that $\angle AOX$ is positive if and only if $\angle BOX$ is negative.*

3.3. Exercise. *Assume that the angles $\angle AOB$ and $\angle BOC$ are positive. Show that*

$$\angle AOB + \angle BOC + \angle COA = 2 \cdot \pi.$$

if $\angle COA$ is positive, and

$$\angle AOB + \angle BOC + \angle COA = 0.$$

if $\angle COA$ is negative.

Intermediate value theorem

3.4. Intermediate value theorem. *Let $f: [a, b] \rightarrow \mathbb{R}$ be a continuous function. Assume $f(a)$ and $f(b)$ have the opposite signs, then $f(t_0) = 0$ for some $t_0 \in [a, b]$.*

The Intermediate value theorem is assumed to be known; it should be covered in any calculus course. We will use the following corollary.

3.5. Corollary.^a *Assume that for any $t \in [0, 1]$ we have three points in the plane O_t, A_t and B_t , such that*

- (a) *Each function $t \mapsto O_t, t \mapsto A_t$ and $t \mapsto B_t$ is continuous.*
- (b) *For any $t \in [0, 1]$, the points O_t, A_t and B_t do not lie on one line.*

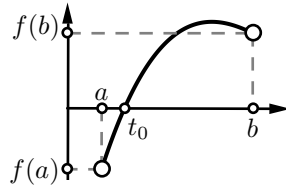
Then the angles $\angle A_0 O_0 B_0$ and $\angle A_1 O_1 B_1$ have the same sign.

Proof. Consider the function $f(t) = \angle A_t O_t B_t$.

Since the points O_t, A_t and B_t do not lie on one line, Theorem 2.8 implies that $f(t) = \angle A_t O_t B_t \neq 0$ nor π for any $t \in [0, 1]$.

Therefore, by Axiom IIIc and Exercise 1.14, f is a continuous function.

Further, by the Intermediate value theorem, $f(0)$ and $f(1)$ have the same sign; hence the result follows. \square



Same sign lemmas

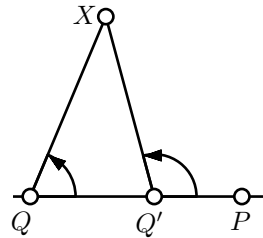
3.6. Lemma.^a *Assume $Q' \in [PQ]$ and $Q' \neq P$. Then for any $X \notin (PQ)$ the angles $\angle PQX$ and $\angle P'Q'X$ have the same sign.*

Proof. By Proposition 2.4, for any $t \in [0, 1]$ there is unique point $Q_t \in [PQ]$ such that

$$PQ_t = (1 - t) \cdot PQ + t \cdot PQ'.$$

Note that the map $t \mapsto Q_t$ is continuous,

$$Q_0 = P, \quad Q_1 = Q'$$



and for any $t \in [0, 1]$, we have $P \neq Q_t$.

Applying Corollary 3.5, for $P_t = P$, Q_t and $X_t = X$, we get that $\angle PQX$ has the same sign as $\angle P'Q'X$. \square

3.7. Lemma.^a Assume $[XY]$ does not intersect (PQ) , then the angles $\angle PQX$ and $\angle PQY$ have the same sign.

The proof is nearly identical to the one above.

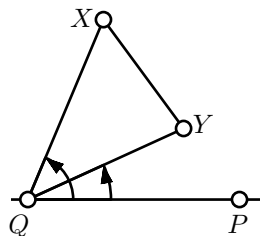
Proof. According to Proposition 2.4, for any $t \in [0, 1]$ there is a point $X_t \in [XY]$, such that

$$XX_t = t \cdot XY.$$

Note that the map $t \mapsto X_t$ is continuous.

Moreover, $X_0 = X$, $X_1 = Y$ and $X_t \notin (QP)$ for any $t \in [0, 1]$.

Applying Corollary 3.5, for $P_t = P$, $Q_t = Q$ and X_t , we get that $\angle PQX$ has the same sign as $\angle PQY$. \square

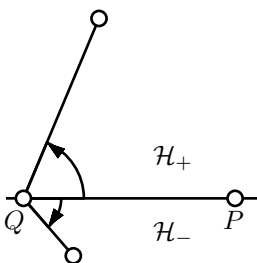


Half-planes

3.8. Proposition.^a The complement of a line (PQ) in the plane can be presented in a unique way as a union of two disjoint subsets called half-planes such that

- (a) Two points $X, Y \notin (PQ)$ lie in the same half-plane if and only if the angles $\angle PQX$ and $\angle PQY$ have the same sign.
- (b) Two points $X, Y \notin (PQ)$ lie in the same half-plane if and only if $[XY]$ does not intersect (PQ) .

We say that X and Y lie on *one side from* (PQ) if they lie in one of the half-planes of (PQ) and we say that P and Q lie on the *opposite sides from* ℓ if they lie in the different half-planes of ℓ .



Proof. Let us denote by \mathcal{H}_+ (correspondingly \mathcal{H}_-) the set of points X in the plane such that $\angle PQX$ is positive (correspondingly negative).

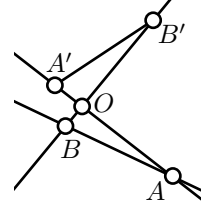
According to Theorem 2.8, $X \notin (PQ)$ if and only if $\angle PQX \neq 0$ nor π . Therefore, \mathcal{H}_+ and \mathcal{H}_- give the unique subdivision of the complement of (PQ) which satisfies the property (a).

Now let us prove that this subdivision depends only on the line (PQ) ; that is, if $(P'Q') = (PQ)$ and $X, Y \notin (PQ)$, then the angles $\angle PQX$ and $\angle PQY$ have the same sign if and only if the angles $\angle P'Q'X$ and $\angle P'Q'Y$ have the same sign.

Applying Exercise 3.2, we can assume that $P = P'$ and $Q' \in [PQ]$. It remains to apply Lemma 3.6.

(b). Assume $[XY]$ intersects (PQ) . Since the subdivision depends only on the line (PQ) , we can assume that $Q \in [XY]$. In this case, by Exercise 3.2, the angles $\angle PQX$ and $\angle PQY$ have opposite signs.

Now assume $[XY]$ does not intersect (PQ) . In this case, by Lemma 3.7, $\angle PQX$ and $\angle PQY$ have the same sign. \square



3.9. Exercise. Assume that the angles $\angle AOB$ and $\angle A'OB'$ are vertical. Show that the line (AB) does not intersect the segment $[A'B']$.

Consider the triangle $\triangle ABC$. The segments $[AB]$, $[BC]$ and $[CA]$ are called *sides of the triangle*.

The following theorem is a corollary of Proposition 3.8.

3.10. Pasch's theorem.^a Assume line ℓ does not pass thru any vertex a triangle. Then it intersects either two or zero sides of the triangle.

3.11. Signs of angles of a triangle.^a In any nondegenerate triangle $\triangle ABC$, the angles $\angle ABC$, $\angle BCA$ and $\angle CAB$ have the same sign.

Proof. Choose a point $Z \in (AB)$ so that A lies between B and Z .

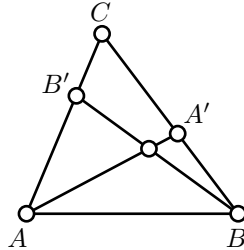
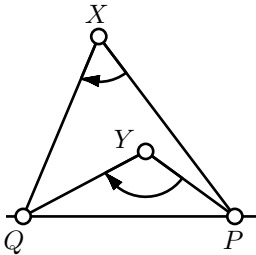
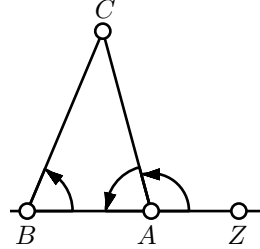
According to Lemma 3.6, the angles $\angle ZBC$ and $\angle ZAC$ have the same sign.

Note that $\angle ABC = \angle ZBC$ and

$$\angle ZAC + \angle CAB \equiv \pi.$$

Therefore, $\angle CAB$ has the same sign as $\angle ZAC$ which in turn has the same sign as $\angle ABC = \angle ZBC$.

Repeating the same argument for $\angle BCA$ and $\angle CAB$, we get the result. \square



3.12. Exercise. Show that two points $X, Y \notin (PQ)$ lie on the same side from (PQ) if and only if the angles $\angle PXQ$ and $\angle PYQ$ have the same sign.

3.13. Exercise. Let $\triangle ABC$ be a nondegenerate triangle, $A' \in [BC]$ and $B' \in [AC]$. Show that the segments $[AA']$ and $[BB']$ intersect.

3.14. Exercise. Assume that the points X and Y lie on opposite sides from the line (PQ) . Show that the half-line $[PX)$ does not intersect $[QY)$.

3.15. Advanced exercise. Note that the following quantity

$$\tilde{\angle} ABC = \begin{cases} \pi & \text{if } \angle ABC = \pi \\ -\angle ABC & \text{if } \angle ABC < \pi \end{cases}$$

can serve as the angle measure; that is, the axioms hold if one exchanges \angle to $\tilde{\angle}$ everywhere.

Show that \angle and $\tilde{\angle}$ are the only possible angle measures on the plane.

Show that without Axiom IIIc, this is no longer true.

Triangle with the given sides

Consider the triangle $\triangle ABC$. Set

$$a = BC, \quad b = CA, \quad c = AB.$$

Without loss of generality, we may assume that

$$a \leq b \leq c.$$

Then all three triangle inequalities for $\triangle ABC$ hold if and only if

$$c \leq a + b.$$

The following theorem states that this is the only restriction on a , b and c .

3.16. Theorem.^a Assume that $0 < a \leq b \leq c \leq a + b$. Then there is a triangle $\triangle ABC$ such that $a = BC$, $b = CA$ and $c = AB$.

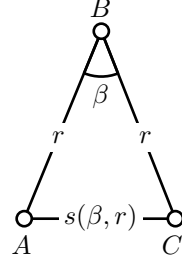
The proof requires some preparation; it is given in the end of section.

Assume $r > 0$ and $\pi > \beta > 0$. Consider the triangle $\triangle ABC$ such that $AB = BC = r$ and $\angle ABC = \beta$. The existence of such a triangle follows from Axiom IIIa and Proposition 2.4.

Note that according to Axiom IV, the values β and r define the triangle up to the congruence. In particular, the distance AC depends only on β and r . Set

$$s(\beta, r) \stackrel{\text{def}}{=} AC.$$

3.17. Proposition.^a *Given $r > 0$ and $\varepsilon > 0$, there is $\delta > 0$ such that if $0 < \beta < \delta$, then $s(r, \beta) < \varepsilon$.*



Proof. Fix two points A and B such that $AB = r$.

Choose a point X such that $\angle ABX$ is positive. Let $Y \in [AX)$ be the point such that $AY = \frac{\varepsilon}{8}$; it exists by Proposition 2.4.

Note that X and Y lie on the same side from (AB) ; therefore, $\angle ABY$ is positive. Set $\delta = \angle ABY$.

Assume $0 < \beta < \delta$, $\angle ABC = \beta$ and $BC = r$.

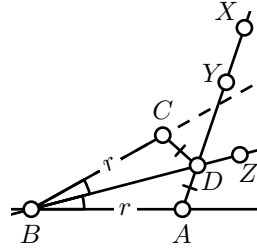
Applying Axiom IIIa, we can choose a half-line $[BZ)$ such that $\angle ABZ = \frac{1}{2} \cdot \beta$. Note that A and Y lie on the opposite sides from (BZ) . Therefore, (BZ) intersects $[AY)$; denote by D the point of intersection.

Since $D \in (BZ)$, we get $\angle ABD = \frac{\beta}{2}$ or $\frac{\beta}{2} - \pi$. The latter is impossible since D and Y lie on the same side from (AB) . Therefore,

$$\angle ABD = \angle DBC = \frac{\beta}{2}.$$

By Axiom IV, $\triangle ABD \cong \triangle CBD$. In particular,

$$\begin{aligned} AC &\leq AD + DC = \\ &= 2 \cdot AD \leq \\ &\leq 2 \cdot AY = \\ &= \frac{\varepsilon}{4}. \end{aligned}$$



Hence the result follows. \square

3.18. Corollary.^a *Fix a real number $r > 0$ and two distinct points A and B . Then for any real number $\beta \in [0, \pi]$, there is a unique point C_β such that $BC_\beta = r$ and $\angle ABC_\beta = \beta$. Moreover, the map $\beta \mapsto C_\beta$ is a continuous map from $[0, \pi]$ to the plane.*

Proof. The existence and uniqueness of C_β follows from Axiom IIIa and Proposition 2.4.

Note that if $\beta_1 \neq \beta_2$, then

$$C_{\beta_1} C_{\beta_2} = s(r, |\beta_1 - \beta_2|).$$

Therefore, Proposition 3.17 implies that the map $\beta \mapsto C_\beta$ is continuous. \square

Proof of Theorem 3.16. Fix the points A and B such that $AB = c$. Given $\beta \in [0, \pi]$, denote by C_β the point in the plane such that $BC_\beta = a$ and $\angle ABC = \beta$.

According to Corollary 3.18, the map $\beta \mapsto C_\beta$ is continuous. Therefore, the function $b(\beta) = AC_\beta$ is continuous (formally, it follows from Exercise 1.13 and Exercise 1.14).

Note that $b(0) = c - a$ and $b(\pi) = c + a$. Since $c - a \leq b \leq c + a$, by the Intermediate value theorem (3.4) there is $\beta_0 \in [0, \pi]$ such that $b(\beta_0) = b$. Hence the result follows. \square

Chapter 4

Congruent triangles

Side-angle-side condition

Our next goal is to give conditions which guarantee congruence of two triangles. One of such conditions is Axiom IV; it is also called *side-angle-side congruence condition*, or briefly, *SAS congruence condition*.

Angle-side-angle condition

4.1. ASA condition. Assume that

$$AB = A'B', \quad \angle ABC = \pm \angle A'B'C', \quad \angle CAB = \pm \angle C'A'B'$$

and $\triangle A'B'C'$ is nondegenerate. Then

$$\triangle ABC \cong \triangle A'B'C'.$$

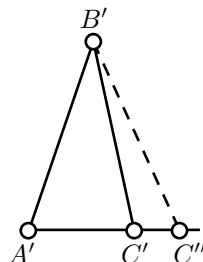
Note that for degenerate triangles the statement does not hold. For example, consider one triangle with sides 1, 4, 5 and the other with sides 2, 3, 5.

Proof. According to Theorem 3.11, either

$$\begin{aligned} \textcircled{1} \quad & \angle ABC = \angle A'B'C', \\ & \angle CAB = \angle C'A'B' \end{aligned}$$

or

$$\begin{aligned} \textcircled{2} \quad & \angle ABC = -\angle A'B'C', \\ & \angle CAB = -\angle C'A'B'. \end{aligned}$$



Further we assume that ❶ holds; the case ❷ is analogous.

Let C'' be the point on the half-line $[A'C')$ such that $A'C'' = AC$.

By Axiom IV, $\triangle A'B'C'' \cong \triangle ABC$. Applying Axiom IV again, we get

$$\angle A'B'C'' = \angle ABC = \angle A'B'C'.$$

By Axiom IIIa, $[B'C') = [BC'')$. Hence C'' lies on $(B'C')$ as well as on $(A'C')$.

Since $\triangle A'B'C'$ is not degenerate, $(A'C')$ is distinct from $(B'C')$. Applying Axiom II, we get $C'' = C'$.

Therefore, $\triangle A'B'C' = \triangle A'B'C'' \cong \triangle ABC$. \square

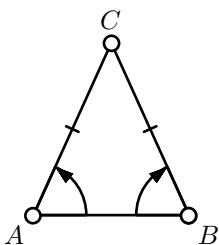
Isosceles triangles

A triangle with two equal sides is called *isosceles*; the remaining side is called the *base*.

4.2. Theorem.^a Assume $\triangle ABC$ is an isosceles triangle with the base $[AB]$. Then

$$\angle ABC \equiv -\angle BAC.$$

Moreover, the converse holds if $\triangle ABC$ is nondegenerate.



The following proof is due to Pappus of Alexandria.

Proof. Note that

$$CA = CB, \quad CB = CA, \quad \angle ACB \equiv -\angle BCA.$$

Therefore, by Axiom IV,

$$\triangle CAB \cong \triangle CBA.$$

Applying the theorem on the signs of angles of triangles (3.11) and Axiom IV again, we get

$$\angle CAB \equiv -\angle CBA.$$

To prove the converse, we assume that $\angle CAB \equiv -\angle CBA$. By ASA condition 4.1, $\triangle CAB \cong \triangle CBA$. Therefore, $CA = CB$. \square

A triangle with three equal sides is called *equilateral*.

4.3. Exercise. Let $\triangle ABC$ be an equilateral triangle. Show that

$$\angle ABC = \angle BCA = \angle CAB.$$

Side-side-side condition

4.4. SSS condition.^a $\triangle ABC \cong \triangle A'B'C'$ if

$$A'B' = AB, \quad B'C' = BC \quad \text{and} \quad C'A' = CA.$$

Proof. Choose C'' so that $A'C'' = A'C'$ and $\angle B'A'C'' = \angle BAC$. According to Axiom IV,

$$\triangle A'B'C'' \cong \triangle ABC.$$

It will suffice to prove that

③ $\triangle A'B'C' \cong \triangle A'B'C''.$

The condition ③ trivially holds if $C'' = C'$. Thus, it remains to consider the case $C'' \neq C'$.

Clearly, the corresponding sides of $\triangle A'B'C'$ and $\triangle A'B'C''$ are equal. Hence the triangles $\triangle C'A'C''$ and $\triangle C'B'C''$ are isosceles. By Theorem 4.2, we have

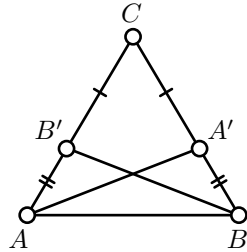
$$\begin{aligned} \angle A'C''C' &\equiv -\angle A'C'C'', \\ \angle C'C''B' &\equiv -\angle C''C'B'. \end{aligned}$$

Adding them, we get

$$\angle A'C''B' \equiv -\angle A'C'B'.$$

Applying Axiom IV again, we get ③. □

4.5. Advanced exercise. Let M be the midpoint of the side $[AB]$ of the triangle $\triangle ABC$ and M' be the midpoint of the side $[A'B']$ of the triangle $\triangle A'B'C'$. Assume $C'A' = CA$, $C'B' = CB$ and $C'M' = CM$. Prove that $\triangle A'B'C' \cong \triangle ABC$.



4.6. Exercise. Let $\triangle ABC$ be an isosceles triangle with the base $[AB]$. Suppose that the points $A' \in [BC]$ and $B' \in [AC]$ are such that $CA' = CB'$. Show that

- (a) $\triangle AA'C \cong \triangle BB'C$;
- (b) $\triangle ABB' \cong \triangle BAA'$.

4.7. Exercise. *Show that if $AB + BC = AC$ then $B \in [AC]$.*

4.8. Exercise. *Let $\triangle ABC$ be a nondegenerate triangle and let f be a motion of the plane such that*

$$f(A) = A, \quad f(B) = B \quad \text{and} \quad f(C) = C.$$

Show that f is the identity; that is, $f(X) = X$ for any point X on the plane.

Chapter 5

Perpendicular lines

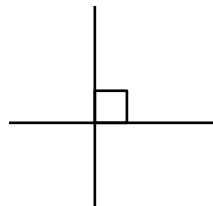
Right, acute and obtuse angles

- ◊ If $|\angle AOB| = \frac{\pi}{2}$, we say that the angle $\angle AOB$ is *right*;
- ◊ If $|\angle AOB| < \frac{\pi}{2}$, we say that the angle $\angle AOB$ is *acute*;
- ◊ If $|\angle AOB| > \frac{\pi}{2}$, we say that the angle $\angle AOB$ is *obtuse*.

On the diagrams, the right angles will be marked with a little square, as shown.

If $\angle AOB$ is right, we say also that $[OA]$ is *perpendicular* to $[OB]$; it will be written as $[OA] \perp [OB]$.

From Theorem 2.8, it follows that two lines (OA) and (OB) are appropriately called *perpendicular*, if $[OA] \perp [OB]$. In this case we also write $(OA) \perp (OB)$.



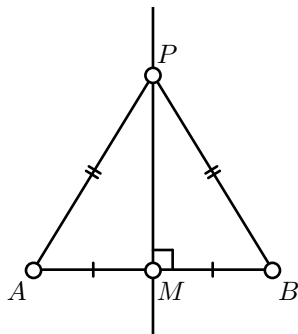
5.1. Exercise. Assume point O lies between A and B and $X \neq O$. Show that $\angle XOA$ is acute if and only if $\angle XOB$ is obtuse.

Perpendicular bisector

Assume M is the midpoint of the segment $[AB]$; that is, $M \in (AB)$ and $AM = MB$.

The line ℓ which passes thru M and perpendicular to (AB) , is called the *perpendicular bisector* to the segment $[AB]$.

5.2. Theorem.^a Given distinct points A and B , all points equidistant from A and B and no others lie on the perpendicular bisector to $[AB]$.



Proof. Let M be the midpoint of $[AB]$.

Assume $PA = PB$ and $P \neq M$. According to SSS (4.4), $\triangle AMP \cong \triangle BMP$. Hence

$$\angle AMP = \pm \angle BMP.$$

Since $A \neq B$, we have “ $-$ ” in the above formula. Further,

$$\begin{aligned} \pi &= \angle AMB \equiv \\ &\equiv \angle AMP + \angle PMB \equiv \\ &\equiv 2 \cdot \angle AMP. \end{aligned}$$

That is, $\angle AMP = \pm \frac{\pi}{2}$. Therefore, P lies on the perpendicular bisector.

To prove the converse, suppose P is any point on the perpendicular bisector to $[AB]$ and $P \neq M$. Then $\angle AMP = \pm \frac{\pi}{2}$, $\angle BMP = \pm \frac{\pi}{2}$ and $AM = BM$. Therefore, $\triangle AMP \cong \triangle BMP$; in particular, $AP = BP$. \square

5.3. Exercise. Let ℓ be the perpendicular bisector to the segment $[AB]$ and X be an arbitrary point on the plane.

Show that $AX < BX$ if and only if X and A lie on the same side from ℓ .

5.4. Exercise. Let $\triangle ABC$ be nondegenerate. Show that $AC > BC$ if and only if $|\angle ABC| > |\angle CAB|$.

Uniqueness of a perpendicular

5.5. Theorem.^a There is one and only one line which passes thru a given point P and is perpendicular to a given line ℓ .

According to the above theorem, there is a unique point $Q \in \ell$ such that $(QP) \perp \ell$. This point Q is called the *foot point* of P on ℓ .

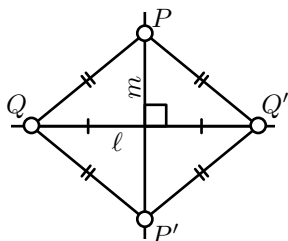
Proof. If $P \in \ell$, then both, existence and uniqueness, follow from Axiom III.

Existence for $P \notin \ell$. Let A and B be two distinct points of ℓ . Choose P' so that $AP' = AP$ and $\angle P'AB \equiv -\angle PAB$. According to Axiom IV, $\triangle AP'B \cong \triangle APB$. Therefore, $AP = AP'$ and $BP = BP'$.

According to Theorem 5.2, A and B lie on the perpendicular bisector to $[PP']$. In particular, $(PP') \perp (AB) = \ell$.

Uniqueness for $P \notin \ell$. From above we can choose a point P' in such a way that ℓ forms the perpendicular bisector to $[PP']$.

Assume $m \perp \ell$ and $m \ni P$. Then m is a perpendicular bisector to some segment $[QQ']$ of ℓ ; in particular, $PQ = PQ'$.



Since ℓ is the perpendicular bisector to $[PP']$, we get $PQ = P'Q$ and $PQ' = P'Q'$. Therefore,

$$P'Q = PQ = PQ' = P'Q'.$$

By Theorem 5.2, P' lies on the perpendicular bisector to $[QQ']$, which is m . By Axiom II, $m = (PP')$. \square

Reflection

Assume the point P and the line (AB) are given. To find the *reflection* P' of P in (AB) , one drops a perpendicular from P onto (AB) , and continues it to the same distance on the other side.

According to Theorem 5.5, P' is uniquely determined by P .

Note that $P = P'$ if and only if $P \in (AB)$.

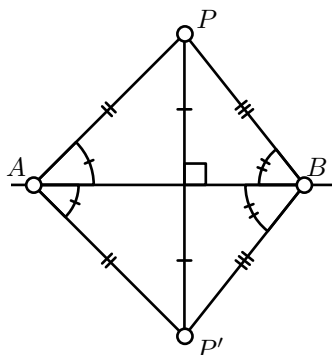
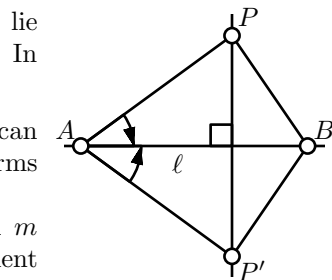
5.6. Proposition.^a Assume P' is a reflection of the point P in the line (AB) . Then $AP' = AP$ and if $A \neq P$, then $\angle BAP' \equiv -\angle BAP$.

Proof. Note that if $P \in (AB)$, then $P = P'$. By Corollary 2.9, $\angle BAP = 0$ or π . Hence the statement follows.

If $P \notin (AB)$, then $P' \neq P$. By the construction of P' , the line (AB) is perpendicular bisector of $[PP']$. Therefore, according to Theorem 5.2, $AP' = AP$ and $BP' = BP$. In particular, $\triangle ABP' \cong \triangle ABP$. Therefore, $\angle BAP' = \pm \angle BAP$.

Since $P' \neq P$ and $AP' = AP$, we get that $\angle BAP' \neq \angle BAP$. That is, we are left with the case

$$\angle BAP' = -\angle BAP. \quad \square$$



5.7. Corollary.^a *The reflection thru the line is a motion of the plane. Moreover, if $\triangle P'Q'R'$ is the reflection of $\triangle PQR$, then*

$$\angle Q'P'R' \equiv -\angle QPR.$$

Proof. From the construction, it follows that the composition of two reflections thru the same line, say (AB) , is the identity map. In particular, any reflection is a bijection.

Assume P' , Q' and R' denote the reflections of the points P , Q and R thru (AB) . Let us first show that

$$\textcircled{1} \quad P'Q' = PQ \quad \text{and} \quad \angle AP'Q' \equiv -\angle APQ.$$

Without loss of generality, we may assume that the points P and Q are distinct from A and B . By Proposition 5.6,

$$\begin{aligned} \angle BAP' &\equiv -\angle BAP, & \angle BAQ' &\equiv -\angle BAQ, \\ AP' &= AP, & AQ' &= AQ. \end{aligned}$$

It follows that $\angle P'AQ' \equiv -\angle PAQ$. Therefore $\triangle P'AQ' \cong \triangle PAQ$ and $\textcircled{1}$ follows.

Repeating the same argument for P and R , we get

$$\angle AP'R' \equiv -\angle APR.$$

Subtracting the second identity in $\textcircled{1}$, we get

$$\angle Q'P'R' \equiv -\angle QPR. \quad \square$$

5.8. Exercise. *Show that any motion of the plane can be presented as a composition of at most three reflections.*

Applying the exercise above and Corollary 5.7, we can divide the motions of the plane in two types, *direct* and *indirect motions*. The motion f is direct if

$$\angle Q'P'R' = \angle QPR$$

for any $\triangle PQR$ and $P' = f(P)$, $Q' = f(Q)$ and $R' = f(R)$; if instead we have

$$\angle Q'P'R' \equiv -\angle QPR$$

for any $\triangle PQR$, then the motion f is called indirect.

5.9. Exercise. *Let X and Y be the reflections of P thru the lines (AB) and (BC) correspondingly. Show that*

$$\angle XBY \equiv 2 \cdot \angle ABC.$$

Perpendicular is shortest

5.10. Lemma.^a Assume Q is the foot point of P on the line ℓ . Then the inequality

$$PX > PQ$$

holds for any point X on ℓ distinct from Q .

If P , Q and ℓ are as above, then PQ is called the *distance from P to ℓ* .

Proof. If $P \in \ell$, then the result follows since $PQ = 0$. Further we assume that $P \notin \ell$.

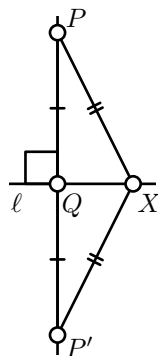
Let P' be the reflection of P in the line ℓ . Note that Q is the midpoint of $[PP']$ and ℓ is the perpendicular bisector of $[PP']$. Therefore

$$PX = P'X \quad \text{and} \quad PQ = P'Q = \frac{1}{2} \cdot PP'$$

Note that ℓ meets $[PP']$ only at the point Q . Therefore, by the triangle inequality and Exercise 4.7,

$$PX + P'X > PP'.$$

Hence the result follows. \square



5.11. Exercise. Assume $\angle ABC$ is right or obtuse. Show that

$$AC > AB.$$

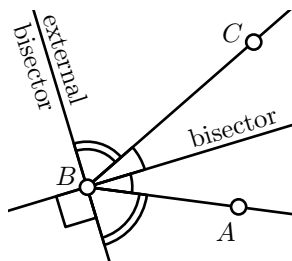
Angle bisectors

If $\angle ABX \equiv -\angle CBX$, then we say that the line (BX) *bisects the angle $\angle ABC$* , or line (BX) is the *bisector* of $\angle ABC$. If $\angle ABX \equiv \pi - \angle CBX$, then the line (BX) is called the *external bisector* of $\angle ABC$.

If $\angle ABA' = \pi$; that is, if B lies between A and A' , then bisector of $\angle ABC$ is the external bisector of $\angle A'BC$ and the other way around.

Note that the bisector and the external bisector are uniquely defined by the angle.

5.12. Exercise. Show that for any angle, its bisector and external bisector are perpendicular.



5.13. Lemma.^a Assume $\angle ABC \neq \pi$ nor 0. Given the angle $\angle ABC$ and a point X , consider foot points Y and Z of X on (AB) and (BC) .

Then $XY = XZ$ if and only if X lies on the bisector or external bisector of $\angle ABC$.

Proof. Let Y' and Z' be the reflections of X thru (AB) and (BC) correspondingly. By Proposition 5.6, $XB = Y'B = Z'B$.

Note that

$$XY' = 2 \cdot XY \quad \text{and} \quad XZ' = 2 \cdot XZ.$$

Applying SSS and then SAS, we get

$$XY = XZ$$

$$\Updownarrow$$

$$XY' = XZ'$$

$$\Updownarrow$$

$$\triangle BXY' \cong \triangle BXZ'$$

$$\Updownarrow$$

$$\angle XBY' = \pm \angle XBZ'.$$

According to Proposition 5.6,

$$\angle XBA \equiv -\angle Y'BA, \quad \angle XBC \equiv -\angle Z'BC.$$

Therefore,

$$2 \cdot \angle XBA \equiv \angle XBY' \quad \text{and} \quad 2 \cdot \angle XBC \equiv -\angle XBZ'.$$

That is, we can continue the chain of equivalence conditions ② the following way:

$$\angle XBY' \equiv \pm \angle XBZ' \iff 2 \cdot \angle XBA \equiv \pm 2 \cdot \angle XBC.$$

Since $(AB) \neq (BC)$, we have

$$2 \cdot \angle XBA \not\equiv 2 \cdot \angle XBC$$

(compare to Exercise 2.11). Therefore

$$XY = XZ \iff 2 \cdot \angle XBA \equiv -2 \cdot \angle XBC.$$

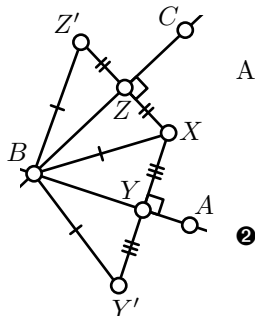
The last identity means either

$$\angle XBA + \angle XBC \equiv 0$$

or

$$\angle XBA + \angle XBC \equiv \pi.$$

Hence the result follows. \square



Circles

Given a positive real number r and a point O , the set Γ of all points on distance r from O is called a *circle* with *radius* r and *center* O .

We say that a point P lies *inside* Γ if $OP < r$; if $OP > r$, we say that P lies *outside* Γ .

5.14. Exercise. Let Γ be a circle and $P \notin \Gamma$. Assume a line ℓ is passing thru the point P and intersects Γ at two distinct points, X and Y . Show that P is inside Γ if and only if P lies between X and Y .

A segment between two points on Γ is called *chord* of Γ . A chord passing thru the center is called *diameter*.

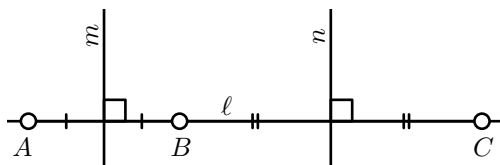
5.15. Exercise. Assume two distinct circles Γ and Γ' have a common chord $[AB]$. Show that the line between centers of Γ and Γ' forms a perpendicular bisector to $[AB]$.

5.16. Lemma.^a A line and a circle can have at most two points of intersection.

Proof. Assume A , B and C are distinct points which lie on a line ℓ and a circle Γ with the center O .

Then $OA = OB = OC$; in particular, O lies on the perpendicular bisectors m and n to $[AB]$ and $[BC]$ correspondingly.

Note that the midpoints of $[AB]$ and $[BC]$ are distinct. Therefore, m and n are distinct. The latter contradicts the uniqueness of the perpendicular (Theorem 5.5). \square



5.17. Exercise. Show that two distinct circles can have at most two points of intersection.

In consequence of the above lemma, a line ℓ and a circle Γ might have 2, 1 or 0 points of intersections. In the first case the line is called *secant line*, in the second case it is *tangent line*; if P is the only point of intersection of ℓ and Γ , we say that ℓ is *tangent to Γ at P* .

Similarly, according Exercise 5.17, two circles might have 2, 1 or 0 points of intersections. If P is the only point of intersection of circles Γ and Γ' , we say that Γ is *tangent to Γ' at P* .

5.18. Lemma.^a *Let ℓ be a line and Γ be a circle with the center O . Assume P is a common point of ℓ and Γ . Then ℓ is tangent to Γ at P if and only if $(PO) \perp \ell$.*

Proof. Let Q be the foot point of O on ℓ .

Assume $P \neq Q$. Denote by P' the reflection of P thru (OQ) .

Note that $P' \in \ell$ and (OQ) is the perpendicular bisector of $[PP']$. Therefore, $OP = OP'$. Hence $P, P' \in \Gamma \cap \ell$; that is, ℓ is secant to Γ .

If $P = Q$, then according to Lemma 5.10, $OP < OX$ for any point $X \in \ell$ distinct from P . Hence P is the only point in the intersection $\Gamma \cap \ell$; that is, ℓ is tangent to Γ at P . \square

5.19. Exercise. *Let Γ and Γ' be two distinct circles with centers at O and O' correspondingly. Assume Γ and Γ' intersect at point P . Show that Γ is tangent to Γ' if and only if O, O' and P lie on one line.*

5.20. Exercise. *Let Γ and Γ' be two distinct circles with centers at O and O' and radii r and r' .*

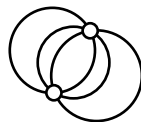
(a) *Show that Γ is tangent to Γ' if and only if*

$$OO' = r + r' \quad \text{or} \quad OO' = |r - r'|.$$

(b) *Show that Γ intersects Γ' if and only if*

$$|r - r'| \leq OO' \leq r + r'.$$

5.21. Exercise. *Assume three circles intersect at two points as shown on the diagram. Prove that the centers of these circles lie on one line.*



Geometric constructions

The *ruler-and-compass constructions* in the plane is the construction of points, lines, and circles using only an idealized ruler and compass. These construction problems provide a valuable source of exercises in geometry, which we will use further in the book. In addition, Chapter 18 is devoted completely to the subject.

The idealized ruler can be used only to draw a line thru the given two points. The idealized compass can be used only to draw a circle with a given center and radius. That is, given three points A, B and O we can draw the set of all points on distant AB from O . We may also mark new points in the plane as well as on the constructed lines, circles and their intersections (assuming that such points exist).

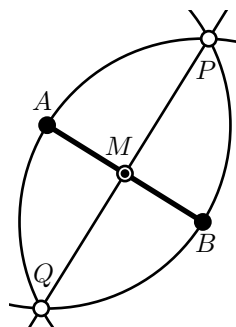
We can also look at the different set of construction tools. For example, we may only use the ruler or we may invent a new tool, say a tool which produces a midpoint for any given two points.

As an example, let us consider the following problem:

5.22. Construction of midpoint. *Construct the midpoint of the given segment $[AB]$.*

Construction.

1. Construct the circle with center at A which is passing thru B .
2. Construct the circle with center at B which is passing thru A .
3. Mark both points of intersection of these circles, label them with P and Q .
4. Draw the line (PQ) .
5. Mark the point of intersection of (PQ) and $[AB]$; this is the midpoint.



Typically, you need to prove that the construction produces what was expected. Here is a proof for the example above.

Proof. According to Theorem 5.2, (PQ) is the perpendicular bisector to $[AB]$. Therefore, $M = (AB) \cap (PQ)$ is the midpoint of $[AB]$. \square

5.23. Exercise. *Make a ruler-and-compass construction of a line thru a given point which is perpendicular to a given line.*

5.24. Exercise. *Make a ruler-and-compass construction of the center of a given circle.*

5.25. Exercise. *Make a ruler-and-compass construction of the lines tangent to a given circle which pass thru a given point.*

5.26. Exercise. *Given two circles Γ_1 and Γ_2 and a segment $[AB]$ make a ruler-and-compass construction of a circle with the radius AB , which is tangent to each circle Γ_1 and Γ_2 .*

Chapter 6

Parallel lines and similar triangles

Parallel lines

In consequence of Axiom II, any two distinct lines ℓ and m have either one point in common or none. In the first case they are *intersecting*; in the second case, ℓ and m are said to be *parallel* (briefly $\ell \parallel m$); in addition, a line is always regarded as parallel to itself.

6.1. Proposition.^a *Let ℓ , m and n be three lines. Assume that $n \perp m$ and $m \perp \ell$. Then $\ell \parallel n$.*

Proof. Assume the contrary; that is, $\ell \not\parallel n$. Then there is a point, say Z , of intersection of ℓ and n . Then by Theorem 5.5, $\ell = n$.

Since any line is parallel to itself, we have $\ell \parallel n$, a contradiction. \square

6.2. Theorem. *For any point P and any line ℓ there is a unique line m which passes thru P and is parallel to ℓ .*

The above theorem has two parts, existence and uniqueness. In the proof of uniqueness we will use Axiom V for the first time in this book.

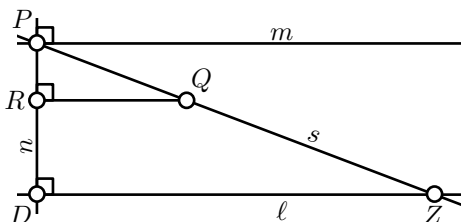
Proof; existence. Apply Theorem 5.5 two times, first to construct the line m thru P which is perpendicular to ℓ , and second to construct the line n thru P which is perpendicular to m . Then apply Proposition 6.1.

Uniqueness. If $P \in \ell$, then $m = \ell$ by the definition of parallel lines. Further we assume $P \notin \ell$.

Let us construct the lines $n \ni P$ and $m \ni P$ as in the proof of existence, so $m \parallel \ell$.

Assume there is yet another line $s \ni P$ which is distinct from m and parallel to ℓ . Choose a point $Q \in s$ which lies with ℓ on the same side from m . Let R be the foot point of Q on n .

Let D be the point of intersection of n and ℓ . According to Proposition 6.1 $(QR) \parallel m$. Therefore, Q , R and ℓ lie on the same side from m . In particular, $R \in [PD)$.



Choose $Z \in [PQ)$ such that

$$\frac{PZ}{PQ} = \frac{PD}{PR}.$$

Then by Axiom V, $(ZD) \perp (PD)$; that is, $Z \in \ell \cap s$, a contradiction. \square

6.3. Corollary. Assume ℓ , m and n are lines such that $\ell \parallel m$ and $m \parallel n$. Then $\ell \parallel n$.

Proof. Assume the contrary; that is, $\ell \not\parallel n$. Then there is a point $P \in \ell \cap n$. By Theorem 6.2, $n = \ell$, a contradiction. \square

Note that from the definition, we have $\ell \parallel m$ if and only if $m \parallel \ell$. Therefore, according to the above corollary, “ \parallel ” is an equivalence relation.

6.4. Exercise. Let k , ℓ , m and n be lines such that $k \perp \ell$ and $m \perp n$. Show that if $k \parallel m$, then $\ell \parallel n$.

6.5. Exercise. Make a ruler-and-compass construction of a line thru a given point which is parallel to a given line.

Similar triangles

Two triangles $\triangle A'B'C'$ and $\triangle ABC$ are *similar* (briefly $\triangle A'B'C' \sim \triangle ABC$) if their sides are proportional; that is,

$$\bullet \quad A'B' = k \cdot AB, \quad B'C' = k \cdot BC \quad \text{and} \quad C'A' = k \cdot CA$$

for some $k > 0$, and

$$\begin{aligned} \angle A'B'C' &= \pm \angle ABC, \\ \angle B'C'A' &= \pm \angle BCA, \\ \angle C'A'B' &= \pm \angle CAB. \end{aligned}$$

Remarks.

- ◇ According to 3.11, in the above three equalities, the signs can be assumed to be the same.
- ◇ If $\triangle A'B'C' \sim \triangle ABC$ with $k = 1$ in ❶, then $\triangle A'B'C' \cong \triangle ABC$.
- ◇ Note that “ \sim ” is an *equivalence relation*. That is,
 - (i) $\triangle ABC \sim \triangle ABC$ for any $\triangle ABC$.
 - (ii) If $\triangle A'B'C' \sim \triangle ABC$, then

$$\triangle ABC \sim \triangle A'B'C'$$

- (iii) If $\triangle A''B''C'' \sim \triangle A'B'C'$ and $\triangle A'B'C' \sim \triangle ABC$, then

$$\triangle A''B''C'' \sim \triangle ABC.$$

Using the notation “ \sim ”, Axiom V can be formulated the following way.

6.6. Reformulation of Axiom V. *If for the two triangles $\triangle ABC$, $\triangle AB'C'$, and $k > 0$ we have $B' \in [AB)$, $C' \in [AC)$, $AB' = k \cdot AB$ and $AC' = k \cdot AC$, then $\triangle ABC \sim \triangle AB'C'$.*

In other words, the Axiom V provides a condition which guarantees that two triangles are similar. Let us formulate three more such *similarity conditions*.

6.7. Similarity conditions. *Two triangles $\triangle ABC$ and $\triangle A'B'C'$ are similar if one of the following conditions hold.*

(SAS) *For some constant $k > 0$ we have*

$$AB = k \cdot A'B', \quad AC = k \cdot A'C'$$

$$\text{and } \angle BAC = \pm \angle B'A'C'.$$

(AA) *The triangle $\triangle A'B'C'$ is nondegenerate and*

$$\angle ABC = \pm \angle A'B'C', \quad \angle BAC = \pm \angle B'A'C'.$$

(SSS) *For some constant $k > 0$ we have*

$$AB = k \cdot A'B', \quad AC = k \cdot A'C', \quad CB = k \cdot C'B'.$$

Each of these conditions is proved by applying Axiom V with the SAS, ASA and SSS congruence conditions correspondingly (see Axiom IV and the conditions 4.1, 4.4).

Proof. Set $k = \frac{AB}{A'B'}$. Choose points $B'' \in [A'B']$ and $C'' \in [A'C']$, so that $A'B'' = k \cdot A'B'$ and $A'C'' = k \cdot A'C'$. By Axiom V, $\triangle A'B'C' \sim \triangle A'B''C''$.

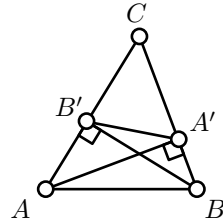
Applying the SAS, ASA or SSS congruence condition, depending on the case, we get $\triangle A'B''C'' \cong \triangle ABC$. Hence the result follows. \square

A triangle with all acute angles is called *acute*.

6.8. Exercise. Let $\triangle ABC$ be an acute triangle. Denote by A' the foot point of A on (BC) and by B' the foot point of B on (AC) . Prove that $\triangle A'B'C' \sim \triangle ABC$.

A bijection from a plane to itself is called *angle preserving transformation* if

$$\angle ABC = \angle A'B'C'$$



for any triangle $\triangle ABC$ and its image $\triangle A'B'C'$.

6.9. Exercise. Show that any angle-preserving transformation of the plane multiplies all the distance by a fixed constant.

Pythagorean theorem

A triangle is called *right* if one of its angles is right. The side opposite the right angle is called the *hypotenuse*. The sides adjacent to the right angle are called *legs*.

6.10. Theorem. Assume $\triangle ABC$ is a right triangle with the right angle at C . Then

$$AC^2 + BC^2 = AB^2.$$

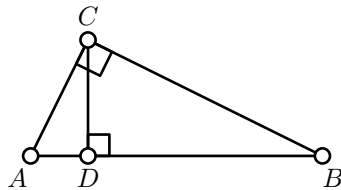
Proof. Let D be the foot point of C on (AB) .

According to Lemma 5.10,

$$AD < AC < AB$$

and

$$BD < BC < AB.$$



Therefore, D lies between A and B ; in particular,

$$\textcircled{3} \quad AD + BD = AB.$$

Note that by the AA similarity condition, we have

$$\triangle ADC \sim \triangle ACB \sim \triangle CDB.$$

In particular,

$$\textcircled{4} \quad \frac{AD}{AC} = \frac{AC}{AB} \quad \text{and} \quad \frac{BD}{BC} = \frac{BC}{BA}.$$

Let us rewrite the two identities in $\textcircled{4}$:

$$AC^2 = AB \cdot AD \quad \text{and} \quad BC^2 = AB \cdot BD.$$

Summing up these two identities and applying $\textcircled{3}$, we get

$$AC^2 + BC^2 = AB \cdot (AD + BD) = AB^2. \quad \square$$

The idea in the proof above appears in the Elements, see [2, X.33], but the proof given there [2, I.47] is different; it uses area method discussed in Chapter 19.

6.11. Exercise. Assume A , B , C and D are as in the proof above. Show that

$$CD^2 = AD \cdot BD.$$

The following exercise is the converse to the Pythagorean theorem.

6.12. Exercise. Assume $\triangle ABC$ is a triangle such that

$$AC^2 + BC^2 = AB^2.$$

Prove that the angle at C is right.

Angles of triangles

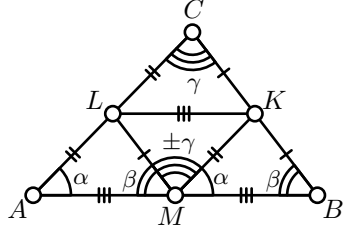
6.13. Theorem. In any triangle $\triangle ABC$, we have

$$\angle ABC + \angle BCA + \angle CAB \equiv \pi.$$

Proof. First note that if $\triangle ABC$ is degenerate, then the equality follows from Theorem 2.8. Further we assume that $\triangle ABC$ is nondegenerate.

Set

$$\begin{aligned}\alpha &= \angle CAB, \\ \beta &= \angle ABC, \\ \gamma &= \angle BCA.\end{aligned}$$



We need to prove that

$$\textcircled{5} \quad \alpha + \beta + \gamma \equiv \pi.$$

Let K , L , M be the midpoints of the sides $[BC]$, $[CA]$, $[AB]$ respectively. By Axiom V,

$$\triangle AML \sim \triangle ABC, \quad \triangle MBK \sim \triangle ABC, \quad \triangle LKC \sim \triangle ABC$$

and

$$LM = \frac{1}{2} \cdot BC, \quad MK = \frac{1}{2} \cdot CA, \quad KL = \frac{1}{2} \cdot AB.$$

According to the SSS condition (6.7), $\triangle KLM \sim \triangle ABC$. Thus,

$$\textcircled{6} \quad \angle MKL = \pm \alpha, \quad \angle KLM = \pm \beta, \quad \angle LMK = \pm \gamma.$$

According to 3.11, the “+” or “−” sign is to be the same in $\textcircled{6}$.

If in $\textcircled{6}$ we have “+”, then $\textcircled{5}$ follows since

$$\beta + \gamma + \alpha \equiv \angle AML + \angle LMK + \angle KMB \equiv \angle AMB \equiv \pi$$

It remains to show that we cannot have “−” in $\textcircled{6}$. If this is the case, then the same argument as above gives

$$\alpha + \beta - \gamma \equiv \pi.$$

The same way we get

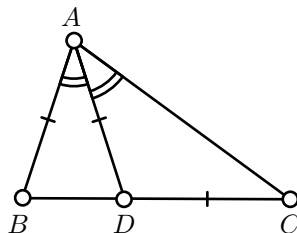
$$\alpha - \beta + \gamma \equiv \pi.$$

Adding the last two identities, we get

$$2 \cdot \alpha \equiv 0.$$

Equivalently $\alpha \equiv \pi$ or 0 ; that is, $\triangle ABC$ is degenerate, a contradiction. \square

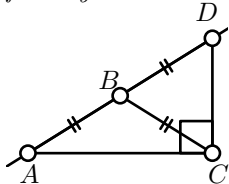
6.14. Exercise. Let $\triangle ABC$ be a non-degenerate triangle. Assume there is a point $D \in [BC]$ such that (AD) bisects $\angle BAC$ and $BA = AD = DC$. Find the angles of $\triangle ABC$.



6.15. Exercise. Show that

$$|\angle ABC| + |\angle BCA| + |\angle CAB| = \pi$$

for any $\triangle ABC$.



6.16. Exercise. Let $\triangle ABC$ be an isosceles nondegenerate triangle with the base $[AC]$. Consider the point D on the extension of the side $[AB]$ such that $AB = BD$. Show that $\angle ACD$ is right.

6.17. Exercise. Let $\triangle ABC$ be an isosceles nondegenerate triangle with base $[AC]$. Assume that a circle is passing thru A , centered at a point on $[AB]$ and tangent to (BC) at the point X . Show that $\angle CAX = \pm \frac{\pi}{4}$.

Transversal property

If the line t intersects each line ℓ and m at one point, then we say that t is a *transversal* to ℓ and m . On the diagram below, line (CB) is a transversal to (AB) and (CD) .

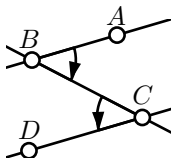
6.18. Transversal property. $(AB) \parallel (CD)$ if and only if

$$\textcircled{7} \quad 2 \cdot (\angle ABC + \angle BCD) \equiv 0.$$

Equivalently

$$\angle ABC + \angle BCD \equiv 0 \quad \text{or} \quad \angle ABC + \angle BCD \equiv \pi;$$

in the first case A and D lie on the opposite sides of (BC) , in the second case A and D lie on the same sides of (BC) .



Proof. If $(AB) \parallel (CD)$, then there is $Z \in (AB) \cap (CD)$ and $\triangle BCZ$ is nondegenerate.

According to Theorem 6.13,

$$\begin{aligned} \angle ZBC + \angle BCZ &\equiv \pi - \angle CZB \neq \\ &\neq 0 \quad \text{nor} \quad \pi. \end{aligned}$$

Note that $2 \cdot \angle ZBC \equiv 2 \cdot \angle ABC$ and $2 \cdot \angle BCZ \equiv 2 \cdot \angle BCD$. Therefore,

$$2 \cdot (\angle ABC + \angle BCD) \equiv 2 \cdot \angle ZBC + 2 \cdot \angle BCZ \not\equiv 0;$$

that is, ⑦ does not hold.

Note that if the points A , B and C are fixed, the identity ⑦ uniquely defines the line (CD) . By Theorem 6.2, it follows that if $(AB) \parallel (CD)$, then the equality ⑦ holds.

Applying Proposition 3.8, we get the last part of the transversal property. \square

6.19. Exercise. Let $\triangle ABC$ be a nondegenerate triangle. Assume B' and C' are points on sides $[AB]$ and $[AC]$ such that $(B'C') \parallel (BC)$. Show that $\triangle ABC \sim \triangle AB'C'$.

6.20. Exercise. Trisect a given segment with a ruler and a compass.

Parallelograms

A *quadrilateral* is an ordered quadruple of distinct points in the plane. A quadrilateral formed by quadruple (A, B, C, D) will be denoted by $\square ABCD$.

Given a quadrilateral $\square ABCD$, the four segments $[AB]$, $[BC]$, $[CD]$ and $[DA]$ are called *sides* of $\square ABCD$; the remaining two segments $[AC]$ and $[BD]$ are called *diagonals* of $\square ABCD$.

6.21. Exercise. Show that for any quadrilateral $\square ABCD$, we have

$$\angle ABC + \angle BCD + \angle CDA + \angle DAB \equiv 0.$$

A quadrilateral $\square ABCD$ in the Euclidean plane is called *nondegenerate* if any three points from A, B, C, D do not lie on one line.

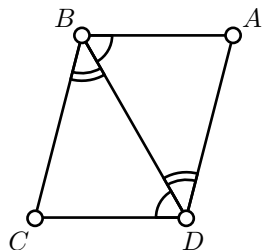
A nondegenerate quadrilateral $\square ABCD$ is called a *parallelogram* if $(AB) \parallel (CD)$ and $(BC) \parallel (DA)$.

6.22. Lemma. If $\square ABCD$ is a parallelogram, then

- (a) $\angle DAB = \angle BCD$;
- (b) $AB = CD$.

Proof. Since $(AB) \parallel (CD)$, the points C and D lie on the same side from (AB) . Hence $\angle ABD$ and $\angle ABC$ have the same sign.

Analogously, $\angle CBD$ and $\angle CBA$ have the same sign.



Since $\angle ABC \equiv -\angle CBA$, we get that the angles $\angle DBA$ and $\angle DBC$ have opposite signs; that is, A and C lie on the opposite sides of (BD) .

According to the transversal property (6.18),

$$\angle BDC \equiv -\angle DBA \quad \text{and} \quad \angle DBC \equiv -\angle BDA.$$

By the ASA condition $\triangle ABD \cong \triangle CDB$. The latter implies both statements in the lemma. \square

6.23. Exercise. Assume $\square ABCD$ is a quadrilateral such that

$$AB = CD = BC = DA.$$

Show that $\square ABCD$ is a parallelogram.

A quadrilateral as in the exercise above is called a *rhombus*.

6.24. Exercise. Show that diagonals of a parallelogram intersect each other at their midpoints.

A quadrilateral $\square ABCD$ is called a *rectangle* if the angles $\angle ABC$, $\angle BCD$, $\angle CDA$ and $\angle DAB$ are right. Note that according to the transversal property 6.18, any rectangle is a parallelogram.

A rectangle with equal sides is called a *square*.

6.25. Exercise. Show that the parallelogram $\square ABCD$ is a rectangle if and only if $AC = BD$.

6.26. Exercise. Show that the parallelogram $\square ABCD$ is a rhombus if and only if $(AC) \perp (BD)$.

Assume $\ell \parallel m$, and $X, Y \in m$. Denote by X' and Y' the foot points of X and Y on ℓ . Note that $\square XYY'X'$ is a rectangle. By Lemma 6.22, $XX' = YY'$. That is, any point on m lies on the same distance from ℓ . This distance is called the *distance between ℓ and m* .

Method of coordinates

The following exercise is important; it shows that our axiomatic definition agrees with the model definition described on page 11.

6.27. Exercise. Let ℓ and m be perpendicular lines in the Euclidean plane. Given a point P , denote by P_ℓ and P_m the foot points of P on ℓ and m correspondingly.

- Show that for any $X \in \ell$ and $Y \in m$ there is unique point P such that $P_\ell = X$ and $P_m = Y$.
- Show that $PQ^2 = P_\ell Q_\ell^2 + P_m Q_m^2$ for any pair of points P and Q .
- Conclude that the plane is isometric to (\mathbb{R}^2, d_2) ; see page 11.

Once this exercise is solved, we can apply the method of coordinates to solve any problem in Euclidean plane geometry. This method is powerful, but it is often considered as a bad style.

6.28. Exercise. Use the Exercise 6.27 to give an alternative proof of Theorem 3.16 in the Euclidean plane.

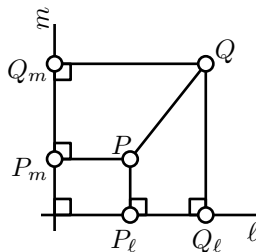
That is, prove that given the real numbers a , b and c such that

$$0 < a \leq b \leq c \leq a + c,$$

there is a triangle $\triangle ABC$ such that $a = BC$, $b = CA$ and $c = AB$.

6.29. Exercise. Let (x_A, y_A) and (x_B, y_B) be the coordinates of distinct points A and B in the Euclidean plane. Show that the line (AB) is formed by points with coordinates (x, y) which satisfy the following equation

$$(x - x_A) \cdot (y_B - y_A) = (y - y_A) \cdot (x_B - x_A).$$



Chapter 7

Triangle geometry

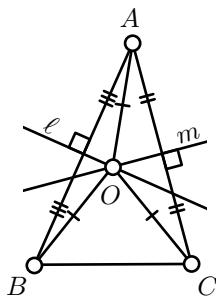
Triangle geometry is the study of the properties of triangles, including associated centers and circles.

We discuss the most basic results in triangle geometry, mostly to show that we have developed enough machinery to prove things.

Circumcircle and circumcenter

7.1. Theorem. *Perpendicular bisectors to the sides of any nondegenerate triangle intersect at one point.*

The point of intersection of the perpendicular bisectors is called circumcenter. It is the center of the circumcircle of the triangle; that is, the circle which passes thru all three vertices of the triangle. The circumcenter of the triangle is usually denoted by O .



Proof. Let $\triangle ABC$ be nondegenerate. Let ℓ and m be perpendicular bisectors to sides $[AB]$ and $[AC]$ correspondingly.

Assume ℓ and m intersect, let $O = \ell \cap m$.

Let us apply Theorem 5.2. Since $O \in \ell$, we have $OA = OB$ and since $O \in m$, we have $OA = OC$. It follows that $OB = OC$; that is, O lies on the perpendicular bisector to $[BC]$.

It remains to show that $\ell \nparallel m$; assume the contrary. Since $\ell \perp (AB)$ and $m \perp (AC)$, we get $(AC) \parallel (AB)$ (see Exercise 6.4). Therefore, by Theorem 5.5, $(AC) = (AB)$; that is, $\triangle ABC$ is degenerate, a contradiction. \square

7.2. Exercise. *There is a unique circle which passes thru the vertexes of a given nondegenerate triangle in the Euclidean plane.*

Altitudes and orthocenter

An *altitude* of a triangle is a line thru a vertex and perpendicular to the line containing the opposite side. The term *altitude* maybe also used for the distance from the vertex to its foot point on the line containing opposite side.

7.3. Theorem. *The three altitudes of any nondegenerate triangle intersect in a single point.*

The point of intersection of altitudes is called *orthocenter*; it is usually denoted by H .

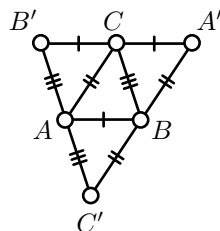
Proof. Let $\triangle ABC$ be nondegenerate.

Consider three lines $\ell \parallel (BC)$ thru A , $m \parallel \parallel (CA)$ thru B and $n \parallel (AB)$ thru C . Since $\triangle ABC$ is nondegenerate, no pair of the lines ℓ , m and n is parallel. Set $A' = m \cap n$, $B' = n \cap \ell$ and $C' = \ell \cap m$.

Note that $\square ABA'C$, $\square BCB'A$ and $\square CBC'A$ are parallelograms. Applying Lemma 6.22 we get that $\triangle ABC$ is the median triangle of $\triangle A'B'C'$; that is, A , B and C are the midpoints of $[B'C']$, $[C'A']$ and $[A'B']$ correspondingly.

By Exercise 6.4, $(B'C') \parallel (BC)$, the altitude from A is perpendicular to $[B'C']$ and from above it bisects $[B'C']$.

Hence the altitudes of $\triangle ABC$ are also perpendicular bisectors of the triangle $\triangle A'B'C'$. Applying Theorem 7.1, we get that altitudes of $\triangle ABC$ intersect at one point. \square



7.4. Exercise. *Assume H is the orthocenter of an acute triangle $\triangle ABC$. Show that A is the orthocenter of $\triangle HBC$.*

Medians and centroid

A median of a triangle is the segment joining a vertex to the midpoint of the opposing side.

7.5. Theorem. *The three medians of any nondegenerate triangle intersect in a single point. Moreover, the point of intersection divides each median in the ratio 2:1.*

The point of intersection of medians is called the *centroid* of the triangle; it is usually denoted by M .

Proof. Consider a nondegenerate triangle $\triangle ABC$. Let $[AA']$ and $[BB']$ be its medians.

According to Exercise 3.13, $[AA']$ and $[BB']$ are intersecting. Let us denote the point of intersection by M .

By SAS, $\triangle B'A'C \sim \triangle ABC$ and $A'B' = \frac{1}{2} \cdot AB$. In particular, $\angle ABC = \angle B'A'C$.

Since A' lies between B and C , we get $\angle BA'B' + \angle B'A'C = \pi$. Therefore,

$$\angle B'A'B + \angle A'BA = \pi.$$

By the transversal property 6.18, $(AB) \parallel (A'B')$.

Note that A' and A lie on the opposite sides from (BB') . Therefore, by the transversal property 6.18, we get

$$\angle B'A'M = \angle BAM.$$

The same way we get,

$$\angle A'B'M = \angle ABM.$$

By AA condition, $\triangle ABM \sim \triangle A'B'M$.

Since $A'B' = \frac{1}{2} \cdot AB$, we have

$$\frac{A'M}{AM} = \frac{B'M}{BM} = \frac{1}{2}.$$

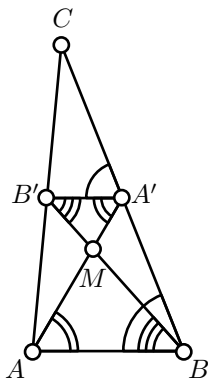
In particular, M divides medians $[AA']$ and $[BB']$ in ratio 2:1.

Note that M is a unique point on $[BB']$ such that

$$\frac{B'M}{BM} = \frac{1}{2}.$$

Repeating the same argument for vertices B and C we get that all medians $[CC']$ and $[BB']$ intersect at M . \square

7.6. Exercise. Let $\square ABCD$ be a nondegenerate quadrilateral and X, Y, V, W be the midpoints of its sides $[AB]$, $[BC]$, $[CD]$ and $[DA]$. Show that $\square XYVW$ is a parallelogram.



Bisector of triangle

7.7. Lemma. *Let $\triangle ABC$ be a nondegenerate triangle. Assume that the bisector of $\angle BAC$ intersects $[BC]$ at the point D . Then*

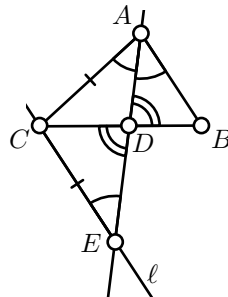
$$\textcircled{1} \quad \frac{AB}{AC} = \frac{DB}{DC}.$$

Proof. Let ℓ be the line passing thru C that is parallel to (AB) . Note that $\ell \nparallel (AD)$; set

$$E = \ell \cap (AD).$$

Also note that B and C lie on the opposite sides of (AD) . Therefore, by the transversal property (6.18),

$$\textcircled{2} \quad \angle BAD = \angle CED.$$



Further, note that the angles $\angle ADB$ and $\angle EDC$ are vertical; in particular, by 2.12

$$\angle ADB = \angle EDC.$$

By the AA similarity condition, $\triangle ABD \sim \triangle ECD$. In particular,

$$\textcircled{3} \quad \frac{AB}{EC} = \frac{DB}{DC}.$$

Since (AD) bisects $\angle BAC$, we get $\angle BAD = \angle DAC$. Together with $\textcircled{2}$, it implies that $\angle CEA = \angle EAC$. By Theorem 4.2, $\triangle ACE$ is isosceles; that is,

$$EC = AC.$$

Together with $\textcircled{3}$, it implies $\textcircled{1}$. □

7.8. Exercise. *Prove an analog of Lemma 7.7 for the external bisector.*

Incenter

7.9. Theorem.^a *The angle bisectors of any nondegenerate triangle intersect at one point.*

The point of intersection of bisectors is called the *incenter* of the triangle; it is usually denoted by I . The point I lies on the same

distance from each side. In particular, it is the center of a circle tangent to each side of triangle. This circle is called the *incircle* and its radius is called the *inradius* of the triangle.

Proof. Let $\triangle ABC$ be a nondegenerate triangle.

Note that the points B and C lie on opposite sides of the bisector of $\angle BAC$. Hence this bisector intersects $[BC]$ at a point, say A' .

Analogously, there is $B' \in [AC]$ such that (BB') bisects $\angle ABC$.

Applying Pasch's theorem (3.10) twice for the triangles $\triangle AA'C$ and $\triangle BB'C$, we get that $[AA']$ and $[BB']$ intersect. Let us denote by I the point of intersection.

Let X, Y and Z be the foot points of I on (BC) , (CA) and (AB) correspondingly. Applying Lemma 5.13, we get

$$IY = IZ = IX.$$

From the same lemma, we get that I lies on the bisector or on the exterior bisector of $\angle BCA$.

The line (CI) intersects $[BB']$, the points B and B' lie on opposite sides of (CI) . Therefore, the angles $\angle ICB'$ and $\angle ICB$ have opposite signs. Note that $\angle ICA = \angle ICB'$. Therefore, (CI) cannot be the exterior bisector of $\angle BCA$. Hence the result follows. \square

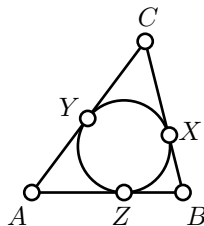
More exercises

7.10. Exercise. Assume that an angle bisector of a nondegenerate triangle bisects the opposite side. Show that the triangle is isosceles.

7.11. Exercise. Assume that at one vertex of a nondegenerate triangle the bisector coincides with the altitude. Show that the triangle is isosceles.

7.12. Exercise. Assume sides $[BC]$, $[CA]$ and $[AB]$ of $\triangle ABC$ are tangent to the incircle at X , Y and Z correspondingly. Show that

$$AY = AZ = \frac{1}{2} \cdot (AB + AC - BC).$$



By the definition, the *orthic triangle* is formed by the base points of its altitudes of the given triangle.

7.13. Exercise. *Prove that the orthocenter of an acute triangle coincides with the incenter of its orthic triangle.*

What should be an analog of this statement for an obtuse triangle?

Chapter 8

Inscribed angles

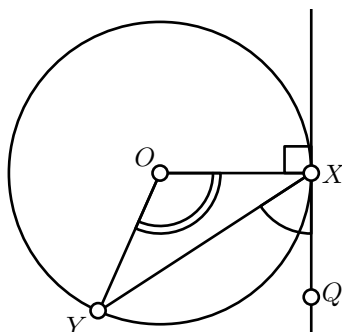
Angle between a tangent line and a chord

8.1. Theorem. *Let Γ be a circle with the center O . Assume the line (XQ) is tangent to Γ at X and $[XY]$ is a chord of Γ . Then*

$$\bullet \quad 2 \cdot \angle QXY \equiv \angle XOY.$$

Equivalently,

$$\angle QXY \equiv \frac{1}{2} \cdot \angle XOY \quad \text{or} \quad \angle QXY \equiv \frac{1}{2} \cdot \angle XOY + \pi.$$



Proof. Note that $\triangle XOY$ is isosceles. Therefore, $\angle YXO = \angle OYX$.

Let us apply Theorem 6.13 to $\triangle XOY$. We get

$$\begin{aligned} \pi &\equiv \angle YXO + \angle OYX + \angle XOY \equiv \\ &\equiv 2 \cdot \angle YXO + \angle XOY. \end{aligned}$$

By Lemma 5.18, $(OX) \perp (XQ)$. Therefore,

$$\angle QXY + \angle YXO \equiv \pm \frac{\pi}{2}.$$

Therefore,

$$2 \cdot \angle QXY \equiv \pi - 2 \cdot \angle YXO \equiv \angle XOY.$$

□

Inscribed angle

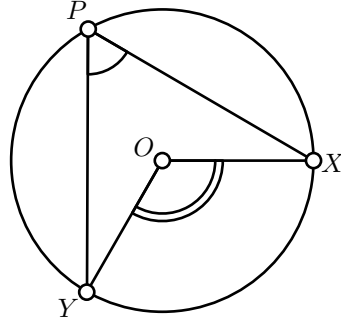
We say that a triangle is *inscribed* in the circle Γ if all its vertices lie on Γ .

8.2. Theorem. *Let Γ be a circle with the center O , and X, Y be two distinct points on Γ . Then $\triangle XPY$ is inscribed in Γ if and only if*

$$\textcircled{2} \quad 2 \cdot \angle XPY \equiv \angle XOY.$$

Equivalently, if and only if

$$\angle XPY \equiv \frac{1}{2} \cdot \angle XOY \quad \text{or} \quad \angle XPY \equiv \frac{1}{2} \cdot \angle XOY + \pi.$$



Proof. Choose a point Q such that $(PQ) \perp (OP)$. By Lemma 5.18, (PQ) is tangent to Γ .

According to Theorem 8.1,

$$2 \cdot \angle QPX \equiv \angle POX,$$

$$2 \cdot \angle QPY \equiv \angle POY.$$

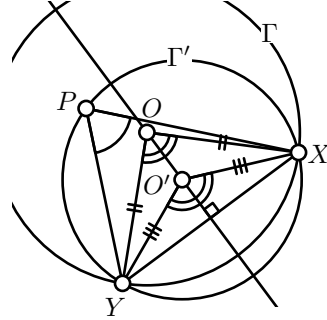
Subtracting one identity from the other, we get $\textcircled{2}$.

Let us prove the converse. Assume that $\textcircled{2}$ holds for some $P \notin \Gamma$. Note that $\angle XOY \neq 0$. Therefore, $\angle XPY \neq 0$ nor π ; that is, $\triangle PXY$ is nondegenerate.

Let Γ' be the circumcircle of $\triangle PXY$ and O' be its circumcenter; they exist by Exercise 7.2.

Note that $O' \neq O$. From above, we have

$$\angle XOY \equiv 2 \cdot \angle XPY \equiv \angle XO'Y.$$



Note that $OX = OY$ and $O'X = O'Y$. By Theorem 5.2, (OO') is the perpendicular bisector to $[XY]$; equivalently X is the reflection of Y in (OO') . Applying Proposition 5.6, we get

$$\angle XO'O' \equiv -\angle YOO', \quad \angle XO'O \equiv -\angle YO'O.$$

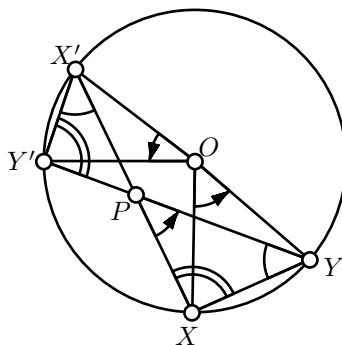
Therefore,

$$\begin{aligned} 2 \cdot \angle XO'O' &\equiv \angle XO'O' + \angle O'OY \equiv \\ &\equiv \angle XOY \equiv \angle XO'Y \equiv \\ &\equiv \angle XO'O + \angle OO'Y \\ &\equiv 2 \cdot \angle XO'O. \end{aligned}$$

By the transversal property 6.18, $(XO) \parallel (XO')$, a contradiction. \square

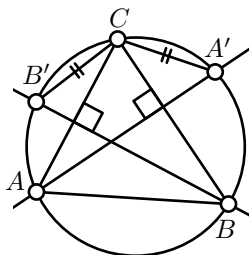
8.3. Exercise. Let $[XX']$ and $[YY']$ be two chords of the circle Γ with the center O and the radius r . Assume (XX') and (YY') intersect at the point P . Show that

- (a) $2 \cdot \angle XPY = \angle XOY + \angle X'OY'$;
- (b) $\triangle PXY \sim \triangle PY'X'$;
- (c) $PX \cdot PX' = |OP^2 - r^2|$.



8.4. Exercise. Three chords $[XX']$, $[YY']$ and $[ZZ']$ of the circle Γ intersect at one point. Show that

$$XY' \cdot ZX' \cdot YZ' = X'Y \cdot Z'X \cdot Y'Z.$$



8.5. Exercise. Let Γ be a circumcircle of $\triangle ABC$. Let us denote by A' and B' the second points of intersection of the altitudes from A and B with Γ . Show that $\triangle A'B'C$ is isosceles.

Recall that the diameter of a circle is its chord which passes thru the center. Note that if $[XY]$ is the diameter of a circle with center O , then $\angle XOY = \pi$. Hence Theorem 8.2 implies

the following.

8.6. Corollary. Let Γ be a circle with the diameter $[XY]$. Assume that the point P is distinct from X and Y . Then $P \in \Gamma$ if and only if $\angle XPY$ is right.

8.7. Exercise. Given four points A, B, A' and B' , construct a point Z such that both angles $\angle AZB$ and $\angle A'ZB'$ are right.

8.8. Exercise. Let $\triangle ABC$ be a nondegenerate triangle, A' and B' be foot points of altitudes from A and B respectively. Show that the four points A, B, A' and B' lie on one circle.

What is the center of this circle?

8.9. Exercise. Assume a line ℓ , a circle with its center on ℓ and a point $P \notin \ell$ are given. Make a ruler-only construction of the perpendicular to ℓ from P .

Inscribed quadrilaterals

A quadrilateral $\square ABCD$ is called *inscribed* if all the points A , B , C and D lie on a circle or a line.

8.10. Theorem. *The quadrilateral $\square ABCD$ is inscribed if and only if*

$$\textcircled{3} \quad 2 \cdot \angle ABC + 2 \cdot \angle CDA \equiv 0.$$

Equivalently, if and only if

$$\angle ABC + \angle CDA \equiv \pi \quad \text{or} \quad \angle ABC \equiv -\angle CDA.$$

Proof of Theorem 8.10. Assume $\triangle ABC$ is degenerate. By Corollary 2.9,

$$2 \cdot \angle ABC \equiv 0;$$

From the same corollary, we get

$$2 \cdot \angle CDA \equiv 0$$

if and only if $D \in (AB)$; hence the result follows.

It remains to consider the case if $\triangle ABC$ is nondegenerate.

Denote by Γ the circumcircle of $\triangle ABC$ and let O be the center of Γ . According to Theorem 8.2,

$$\textcircled{4} \quad 2 \cdot \angle ABC \equiv \angle AOC.$$

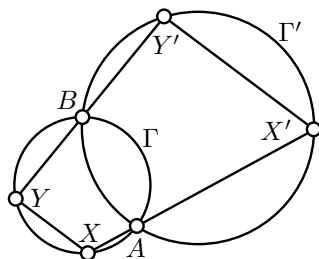
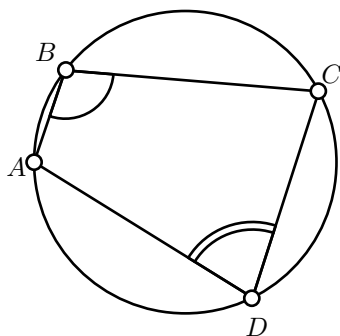
From the same theorem, $D \in \Gamma$ if and only if

$$\textcircled{5} \quad 2 \cdot \angle CDA \equiv \angle COA.$$

Adding $\textcircled{4}$ and $\textcircled{5}$, we get the result. □

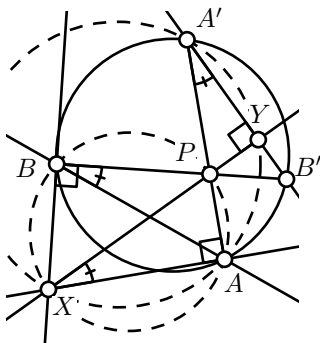
8.11. Exercise. *Let Γ and Γ' be two circles which intersect at two distinct points: A and B . Assume $[XY]$ and $[X'Y']$ are the chords of Γ and Γ' correspondingly, such that A lies between X and X' and B lies between Y and Y' . Show that $(XY) \parallel (X'Y')$.*

8.12. Exercise. *Let $[XY]$ and $[X'Y']$ be two parallel chords of a circle. Show that $XX' = YY'$.*



Method of additional circle

8.13. Problem. Assume that two chords $[AA']$ and $[BB']$ intersect at the point P inside their circle. Let X be a point such that both angles $\angle XAA'$ and $\angle XBB'$ are right. Show that $(XP) \perp (A'B')$.



Solution. Set $Y = (A'B') \cap (XP)$.

Both angles $\angle XAA'$ and $\angle XBB'$ are right; therefore

$$2 \cdot \angle XAA' \equiv 2 \cdot \angle XBB'.$$

By Theorem 8.10, $\square XAPB$ is inscribed. Applying this theorem again we get

$$2 \cdot \angle AXP \equiv 2 \cdot \angle ABP.$$

Since $\square ABA'B'$ is inscribed,

$$2 \cdot \angle ABB' \equiv 2 \cdot \angle AAB'.$$

It follows that

$$2 \cdot \angle AXY \equiv 2 \cdot \angle AA'Y.$$

By the same theorem $\square XAY A'$ is inscribed, and therefore,

$$2 \cdot \angle XAA' \equiv 2 \cdot \angle XYA'.$$

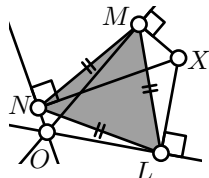
Since $\angle XAA'$ is right, so is $\angle XYA'$. That is $(XP) \perp (A'B')$. \square

The method used in the solution is called *method of additional circle*, since the circumcircles of the $\square XAPB$ and $\square XAY A'$ above can be considered as *additional constructions*.

8.14. Exercise. Find an inaccuracy in the solution of the problem 8.13 and try to fix it.

Here is another problem of that type.

8.15. Exercise. Assume three lines ℓ, m and n intersect at point O and form six equal angles at O . Let X be a point distinct from O . Denote by L, M and N the footpoints of X on ℓ, m and n correspondingly. Show that $\triangle LMN$ is equilateral.



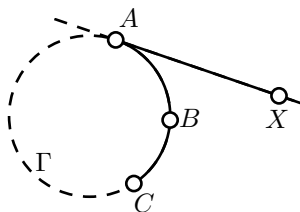
Arcs

A subset of a circle bounded by two points is called a circle arc.

More precisely, let Γ be a circle and A, B, C be distinct points on Γ . The subset which includes the points A, C as well as all the points on Γ which lie with B on the same side from (AC) is called *circle arc ABC* .

For the circle arc ABC , the points A and C are called *endpoints*. Note that there are two circle arcs of Γ with the given endpoints.

A half-line $[AX)$ is called *tangent* to the arc ABC at A if the line (AX) is tangent to Γ , and the points X and B lie on the same side from the line (AC) .



If B lies on the line (AC) , the arc ABC degenerates to one of two following a subsets of the line (AC) .

- ◇ If B lies between A and C , then we define the arc ABC as the segment $[AC]$. In this case the half-line $[AC)$ is tangent to the arc ABC at A .
- ◇ If $B \in (AC) \setminus [AC]$, then we define the arc ABC as the line (AC) without all the points between A and C . If we choose points X and $Y \in (AC)$ such that the points X, A, C and Y appear in the same order on the line, then the arc ABC is formed by two half-lines in $[AX)$ and $[CY)$. The half-line $[AX)$ is tangent to the arc ABC at A .
- ◇ In addition, any half-line $[AB)$ will be regarded as an arc. This degenerate arc has only one end point A and it assumed to be tangent to itself at A .

The circle arcs together with the degenerate arcs will be called *arcs*.

8.16. Proposition. *A point D lies on the arc ABC if and only if*

$$\angle ADC = \angle ABC$$

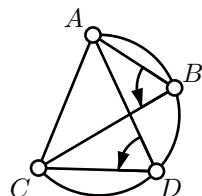
or D coincides with A or C .

Proof. Note that if A, B and C lie on one line, then the statement is evident.

Assume Γ be the circle passing thru A, B and C .

Assume D is distinct from A and C . According to Theorem 8.10, $D \in \Gamma$ if and only if

$$\angle ADC = \angle ABC \quad \text{or} \quad \angle ADC \equiv \angle ABC + \pi.$$



By Exercise 3.12, if the first identity holds, then B and D lie on one side of (AC) ; that is, D belongs to the arc ABC . If the second identity holds, then the points B and D lie on the opposite sides from (AC) , in this case D does not belong to the arc ABC . \square

8.17. Proposition. *The half-line $[AX)$ is tangent to the arc ABC if and only if*

$$\angle ABC + \angle CAX \equiv \pi.$$

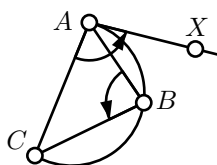
Proof. For a degenerate arc ABC , the statement is evident. Further we assume the arc ABC is nondegenerate.

Applying theorems 8.1 and 8.2, we get

$$2 \cdot \angle ABC + 2 \cdot \angle CAX \equiv 0.$$

Therefore, either

$$\angle ABC + \angle CAX \equiv \pi, \quad \text{or} \quad \angle ABC + \angle CAX \equiv 0.$$



Since $[AX)$ is the tangent half-line to the arc ABC , X and B lie on the same side from (AC) . Therefore, the angles $\angle CAX$, $\angle CAB$ and $\angle ABC$ have the same sign. In particular, $\angle ABC + \angle CAX \not\equiv 0$; that is, we are left with the case

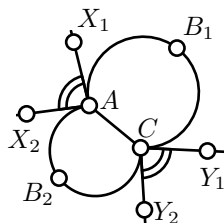
$$\angle ABC + \angle CAX \equiv \pi. \quad \square$$

8.18. Exercise. *Assume that the half-lines $[AX)$ and $[AY)$ are tangent to the arcs ABC and ACB correspondingly. Show that $\angle XAY$ is straight.*

8.19. Exercise. *Show that there is a unique arc with endpoints at the given points A and C , which is tangent at A to the given half line $[AX)$.*

8.20. Exercise. *Given two arcs AB_1C and AB_2C , let $[AX_1)$ and $[AX_2)$ be the half-lines tangent to the arcs AB_1C and AB_2C at A , and $[CY_1)$ and $[CY_2)$ be the half-lines tangent to the arcs AB_1C and AB_2C at C . Show that*

$$\angle X_1AX_2 \equiv -\angle Y_1CY_2.$$



8.21. Exercise. *Given an acute triangle $\triangle ABC$ make a compass-and-ruler construction of the point Z such that*

$$\angle AZB = \angle BZC = \angle CZA = \pm \frac{2}{3} \cdot \pi$$

Chapter 9

Inversion

Let Ω be the circle with center O and radius r . The *inversion* of a point P in Ω is the point $P' \in [OP)$ such that

$$OP \cdot OP' = r^2.$$

In this case the circle Ω will be called the *circle of inversion* and its center O is called *center of inversion*.

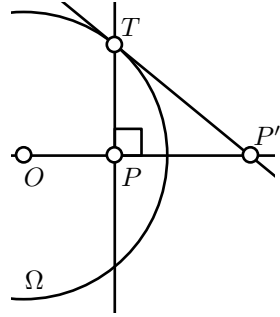
The inversion of O is undefined.

Note that if P is inside Ω , then P' is outside and the other way around. Further, $P = P'$ if and only if $P \in \Omega$.

Note that the inversion takes P' back to P .

9.1. Exercise. Let P be a point inside of a circle Ω centered at O . Let T be a point where the perpendicular to (OP) from P intersects Ω . Let P' be the point where the tangent to Ω at T intersects (OP) .

Show that P' is the inversion of P in the circle Ω .



9.2. Lemma. Let Γ be a circle with center O . Assume A' and B' are the inversions of A and B in Γ . Then

$$\triangle OAB \sim \triangle OB'A'.$$

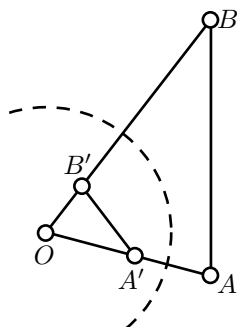
Moreover,

$$\angle AOB \equiv -\angle B'OA',$$

$$\angle OBA \equiv -\angle OA'B',$$

$$\angle BAO \equiv -\angle A'B'O.$$

❶



Proof. Let r be the radius of the circle of the inversion.

From the definition of inversion, we get

$$OA \cdot OA' = OB \cdot OB' = r^2.$$

Therefore,

$$\frac{OA}{OB'} = \frac{OB}{OA'}.$$

Clearly

$$\textcircled{2} \quad \angle AOB = \angle A'OB' \equiv -\angle B'OA'.$$

From SAS, we get

$$\triangle OAB \sim \triangle OB'A'.$$

Applying Theorem 3.11 and $\textcircled{2}$, we get $\textcircled{1}$. \square

9.3. Exercise. Let P' be the inversion of P in the circle Γ . Assume that $P \neq P'$. Show that the value $\frac{PX}{P'X}$ is the same for all $X \in \Gamma$.

The converse to the above exercise also holds. Namely, given positive real number $k \neq 1$ and two distinct points P and P' the locus of points X such that $\frac{PX}{P'X} = k$ forms a circle which is called *circle of Apollonius*. In this case P' is inverse of P in the circle of Apollonius.

9.4. Exercise. Let A' , B' , C' be the images of A , B , C under the inversion in the incircle of $\triangle ABC$. Show that the incenter of $\triangle ABC$ is the orthocenter of $\triangle A'B'C'$.

9.5. Exercise. Make a ruler-and-compass construction of the inversion of the given point in the given circle.

Cross-ratio

The following theorem gives some quantities expressed in distances or angles which do not change after inversion.

9.6. Theorem. Let $\square ABCD$ and $\square A'B'C'D'$ be two quadrilaterals such that the points A' , B' , C' and D' are the inversions of A , B , C , and D correspondingly.

Then

(a)

$$\frac{AB \cdot CD}{BC \cdot DA} = \frac{A'B' \cdot C'D'}{B'C' \cdot D'A'}.$$

(b)

$$\angle ABC + \angle CDA \equiv -(\angle A'B'C' + \angle C'D'A').$$

(c) If the quadrilateral $\square ABCD$ is inscribed, then so is $\square A'B'C'D'$.

Proof; (a). Let O be the center of the inversion. According to Lemma 9.2, $\triangle AOB \sim \triangle B'OA'$. Therefore,

$$\frac{AB}{A'B'} = \frac{OA}{OB'}.$$

Analogously,

$$\frac{BC}{B'C'} = \frac{OC}{OB'}, \quad \frac{CD}{C'D'} = \frac{OC}{OD'}, \quad \frac{DA}{D'A'} = \frac{OA}{OD'}.$$

Therefore,

$$\frac{AB}{A'B'} \cdot \frac{B'C'}{BC} \cdot \frac{CD}{C'D'} \cdot \frac{D'A'}{DA} = \frac{OA}{OB'} \cdot \frac{OB'}{OC} \cdot \frac{OC}{OD'} \cdot \frac{OD'}{OA} = 1.$$

Hence (a) follows.

(b). According to Lemma 9.2,

$$\begin{aligned} \textcircled{3} \quad \angle ABO &\equiv -\angle B'A'O, & \angle OBC &\equiv -\angle OC'B', \\ \angle CDO &\equiv -\angle D'C'O, & \angle ODA &\equiv -\angle OA'D'. \end{aligned}$$

By Axiom IIIb,

$$\begin{aligned} \angle ABC &\equiv \angle ABO + \angle OBC, & \angle D'C'B' &\equiv \angle D'C'O + \angle OC'B', \\ \angle CDA &\equiv \angle CDO + \angle ODA, & \angle B'A'D' &\equiv \angle B'A'O + \angle OA'D'. \end{aligned}$$

Therefore, summing the four identities in $\textcircled{3}$, we get

$$\angle ABC + \angle CDA \equiv -(\angle D'C'B' + \angle B'A'D').$$

Applying Axiom IIIb and Exercise 6.21, we get

$$\begin{aligned} \angle A'B'C' + \angle C'D'A' &\equiv -(\angle B'C'D' + \angle D'A'B') \equiv \\ &\equiv \angle D'C'B' + \angle B'A'D'. \end{aligned}$$

Hence (b) follows.

(c). Follows from (b) and Theorem 8.10. □

Inversive plane and circlines

Let Ω be a circle with center O and radius r . Consider the inversion in Ω .

Recall that inversion of O is undefined. To deal with this problem it is useful to add to the plane an extra point; it will be called *the point at infinity* and we will denote it as ∞ . We can assume that ∞ is inversion of O and the other way around.

The Euclidean plane with added a point at infinity is called *inversive plane*.

We will always assume that any line and half-line contains ∞ .

It will be convenient to use notion of *circline*, which means *circle or line*; for instance we may say *if circline contains ∞ , then it is a line or circline which does not contain ∞ is a circle*.

Note that according to Theorem 7.1, for any $\triangle ABC$ there is unique circline which pass thru A , B and C .

9.7. Theorem. *In the inversive plane, inversion of a circline is a circline.*

Proof. Denote by O the center of inverse.

Let Γ be a circline. Choose three distinct points A , B and C on Γ . (If $\triangle ABC$ is nondegenerate, then Γ is the circumcircle of $\triangle ABC$; if $\triangle ABC$ is degenerate, then Γ is the line passing thru A , B and C .)

Denote by A' , B' and C' the inversions of A , B and C correspondingly. Let Γ' be the circline which pass thru A' , B' and C' . According to 7.1, Γ' is well defined.


Assume D is a point of inversive plane which is distinct from A , C , O and ∞ . Denote by D' the inversion of D .

By Theorem 9.6(c), $D' \in \Gamma'$ if and only if $D \in \Gamma$. Hence the result follows.

It remains to prove that $O \in \Gamma \Leftrightarrow \infty \in \Gamma'$ and $\infty \in \Gamma \Leftrightarrow O \in \Gamma'$. Since Γ is inversion of Γ' it is sufficient to prove only

$$\infty \in \Gamma \quad \Longleftrightarrow \quad O \in \Gamma'.$$

Since $\infty \in \Gamma$ we get that Γ is a line. Therefore, for any $\varepsilon > 0$, the line Γ contains point P with $OP > r^2/\varepsilon$. For the inversion $P' \in \Gamma'$ of P , we have $OP' = r^2/OP < \varepsilon$. That is, the circline Γ' contains points arbitrary close to O . It follows that $O \in \Gamma'$. \square



9.8. Exercise. Assume that if circle Γ' is the inversion of circle Γ . Denote by Q the center of Γ and by Q' the inversion of Q . Show that Q' is not the center of Γ' .

Assume *circumtool* is a geometric construction tool which produce a circline passing thru the given three points.

9.9. Exercise. *Show that with circumtool only, it is impossible to construct the center of given circle.*

9.10. Exercise. *Show that for any pair of tangent circles in the inversive plane there is an inversion which sends them to a pair of parallel lines.*

9.11. Theorem. *Consider the inversion of the inversive plane in the circle Ω with center O . Then*

- (a) *Line passing thru O is inverted into itself.*
- (b) *Line not passing thru O is inverted into a circle which pass thru O , and the other way around.*
- (c) *A circle not passing thru O is inverted into a circle not passing thru O .*

Proof. In the proof we use Theorem 9.7 without mentioning.

(a). Note that if line passing thru O it contains both ∞ and O . Therefore, its inversion also contains ∞ and O . In particular, the image is a line passing thru O .

(b). Since any line ℓ pass thru ∞ , its image ℓ' has to contain O . If the line did not contain O , then $\ell' \not\supset \infty$; that is, ℓ' is not a line. Therefore, ℓ' is a circle which pass thru O .

(c). If circle Γ does not contain O , then its image Γ' does not contain ∞ . Therefore, Γ' is a circle. Since $\Gamma \not\supset \infty$ we get $\Gamma' \not\supset O$. Hence the result follows. \square

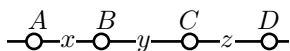
Method of inversion

Here is one application of inversion, which we include as an illustration only; we will not use it further in the book.

9.12. Ptolemy's identity. *Let $\square ABCD$ be an inscribed quadrilateral. Assume that the points A, B, C and D appear on the circline in the same order. Then*

$$AB \cdot CD + BC \cdot DA = AC \cdot BD.$$

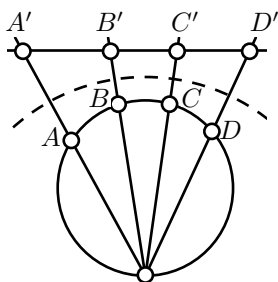
Proof. Assume the points A, B, C, D lie on one line in this order.



Set $x = AB$, $y = BC$, $z = CD$. Note that

$$x \cdot z + y \cdot (x + y + z) = (x + y) \cdot (y + z).$$

Since $AC = x + y$, $BD = y + z$ and $DA = x + y + z$, it proves the identity.



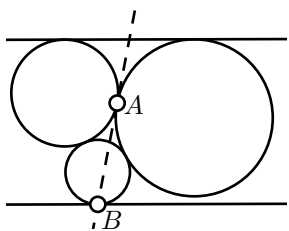
It remains to consider the case when quadrilateral $\square ABCD$ is inscribed in a circle, say Γ .

The identity can be rewritten as

$$\frac{AB \cdot DC}{BD \cdot CA} + \frac{BC \cdot AD}{CA \cdot DB} = 1.$$

On the left hand side we have two cross-ratios. According to Theorem 9.6(a), the left hand side does not change if we apply an inversion to each point.

Consider an inversion in a circle centered at a point O which lie on Γ between A and D . By Theorem 9.11, this inversion maps Γ to a line. This reduces the problem to the case when A , B , C and D lie on one line, which was already considered. \square



In the proof above we rewrite Ptolemy identity in a form which is invariant with respect to inversion and then apply an inversion which makes the statement evident. The solution of the following exercise is based on the same idea; one has to apply an inversion with center at A .

9.13. Exercise. Assume that three circles tangent to each other and to two parallel lines as shown on the picture. Show that the line passing thru the point of tangency A and B on the diagram is also tangent to the two circles at A .

Perpendicular circles

Assume two circles Γ and Ω intersect at two points say X and Y . Let ℓ and m be the tangent lines at X to Γ and Ω correspondingly. Analogously, ℓ' and m' be the tangent lines at Y to Γ and Ω .

From Exercise 8.20, we get that $\ell \perp m$ if and only if $\ell' \perp m'$.

We say that circle Γ is *perpendicular* to circle Ω (briefly $\Gamma \perp \Omega$) if they intersect and the lines tangent to the circle at one point (and therefore, both points) of intersection are perpendicular.

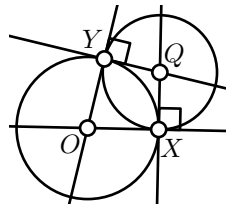
Similarly, we say that circle Γ is perpendicular to a line ℓ (briefly $\Gamma \perp \ell$) if $\Gamma \cap \ell \neq \emptyset$ and ℓ perpendicular to the tangent lines to Γ at one point (and therefore, both points) of intersection. According to Lemma 5.18, it happens only if the line ℓ pass thru the center of Γ .

Now we can talk about *perpendicular circlines*.

9.14. Theorem. *Assume Γ and Ω are distinct circles. Then $\Omega \perp \Gamma$ if and only if the circle Γ coincides with its inversion in Ω .*

Proof. Denote by Γ' the inversion of Γ .

(\Rightarrow) Let O be the center of Ω and Q be the center of Γ . Denote by X and Y the points of intersections of Γ and Ω . According to Lemma 5.18, $\Gamma \perp \Omega$ if and only if (OX) and (OY) are tangent to Γ .



Note that Γ' is also tangent to (OX) and (OY) at X and Y correspondingly. It follows that X and Y are the foot points of the center of Γ' on (OX) and (OY) . Therefore, both Γ' and Γ have the center Q . Finally, $\Gamma' = \Gamma$, since both circles pass thru X .

(\Leftarrow) Assume $\Gamma = \Gamma'$.

Since $\Gamma \neq \Omega$, there is a point P which lies on Γ , but not on Ω . Let P' be the inversion of P in Ω . Since $\Gamma = \Gamma'$, we have $P' \in \Gamma$. In particular, the half-line $[OP)$ intersects Γ at two points. By Exercise 5.14, O lies outside of Γ .

As Γ has points inside and outside Ω , the circles Γ and Ω intersect. The latter follows from Exercise 5.20(b).

Let X be a point of their intersection. We need to show (OX) is tangent to Γ ; that is, X is the only intersection point of (OX) and Γ .

Assume Z is another point of intersection. Since O is outside of Γ , the point Z lies on the half-line $[OX)$.

Denote by Z' the inversion of Z in Ω . Clearly the three points Z, Z', X lie on Γ and (OX) . The latter contradicts Lemma 5.16. \square

It is convenient to define *inversion in the line* as the reflection thru this line. This way we can talk about *inversion in arbitrary circline*.

9.15. Corollary. *Let Ω and Γ be distinct circlines in the inversive plane. Then the inversion in Ω sends Γ to itself if and only if $\Omega \perp \Gamma$.*

Proof. By Theorem 9.14, it is sufficient to consider the case when Ω or Γ is a line.

Assume Ω is a line, so the inversion in Ω is reflection. In this case the statement follows from Corollary 5.7.

If Γ is a line, then the statement follows from Theorem 9.11. \square

9.16. Corollary. *Let P and P' be two distinct points such that P' is the inversion of P in the circle Ω . Assume that a circline Γ pass thru P and P' . Then $\Gamma \perp \Omega$.*

Proof. Without loss of generality, we may assume that P is inside and P' is outside Ω . By Theorem 3.16, Γ intersects Ω . Denote by A a point of intersection.

Denote by Γ' the inversion of Γ . Since A is inversion of itself, the points A , P and P' lie on Γ' . By Exercise 7.2, $\Gamma' = \Gamma$ and by Theorem 9.14, $\Gamma \perp \Omega$. \square

9.17. Corollary. *Let P and Q be two distinct points inside the circle Ω . Then there is unique circline Γ perpendicular to Ω which pass thru P and Q .*

Proof. Let P' be the inversion of point P in a circle Ω . According to Corollary 9.16, the circline passing thru P and Q is perpendicular to Ω if and only if it pass thru P' .

Note that P' lies outside of Ω . Therefore, the points P , P' and Q are distinct.

According to Exercise 7.2, there is unique circline passing thru P , Q and P' . Hence the result follows. \square

9.18. Exercise. *Let Ω_1 and Ω_2 be two distinct circles in the Euclidean plane. Assume that the point P does not lie on Ω_1 nor on Ω_2 . Show that there is unique circline passing thru P which is perpendicular Ω_1 and Ω_2 .*

9.19. Exercise. *Let P , Q , P' and Q' be points in the Euclidean plane. Assume P' and Q' are inversions of P and Q correspondingly. Show that the quadrilateral $\square PP'Q'Q$ is inscribed.*

9.20. Exercise. *Let Ω_1 and Ω_2 be two perpendicular circles with centers at O_1 and O_2 correspondingly. Show that the inversion of O_1 in Ω_2 coincides with the inversion of O_2 in Ω_1 .*

9.21. Exercise. *Three distinct circles Ω_1 , Ω_2 and Ω_3 intersect at two points A and B . Assume that a circle $\Gamma \perp \Omega_1$ and $\Gamma \perp \Omega_2$, Show that $\Gamma \perp \Omega_3$.*

9.22. Exercise. *Assume you have two tools, first produce a circline which pass thru given three points and the second produces inversion of given point in the given circle.*

Assume that a point P does not lie on two circles Ω_1, Ω_2 . Using only the two tools above, construct a circline Γ which pass thru P and perpendicular to both Ω_1 and Ω_2 .

Angles after inversion

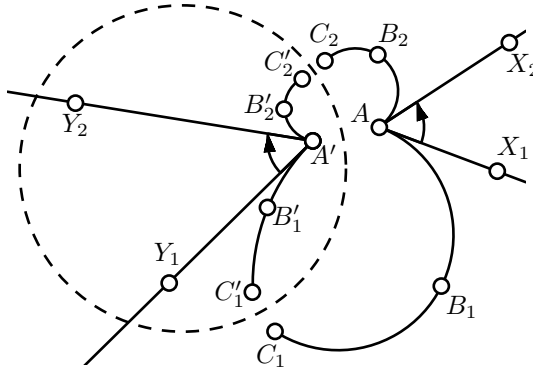
9.23. Proposition. *In the inversive plane, the inversion of an arc is an arc.*

Proof. Consider four distinct points A, B, C and D ; let A', B', C' and D' be their inverses. We need to show that D lies on the arc ABC if and only if D' lies on the arc $A'B'C'$. According to Proposition 8.16, the latter is equivalent to the following

$$\angle ADC = \angle ABC \iff \angle A'D'C' = \angle A'B'C'$$

and it follows from Theorem 9.6(b). \square

The following theorem says that the angle between arcs changes sign after the inversion.



9.24. Theorem. *Let AB_1C_1, AB_2C_2 be two arcs in the inversive plane and $A'B_1'C_1', A'B_2'C_2'$ be their inverses. Let $[AX_1]$ and $[AX_2]$ be the half-lines tangent to AB_1C_1 and AB_2C_2 at A and $[A'Y_1]$ and $[A'Y_2]$ be the half-lines tangent to $A'B_1'C_1'$ and $A'B_2'C_2'$ at A' . Then*

$$\angle X_1AX_2 \equiv -\angle Y_1A'Y_2.$$

Proof. Applying to Proposition 8.17,

$$\begin{aligned}
 \angle X_1 A X_2 &\equiv \angle X_1 A C_1 + \angle C_1 A C_2 + \angle C_2 A X_2 \equiv \\
 &\equiv (\pi - \angle C_1 B_1 A) + \angle C_1 A C_2 + (\pi - \angle A B_2 C_2) \equiv \\
 &\equiv -(\angle C_1 B_1 A + \angle A B_2 C_2 + \angle C_2 A C_1) \equiv \\
 &\equiv -(\angle C_1 B_1 A + \angle A B_2 C_1) - (\angle C_1 B_2 C_2 + \angle C_2 A C_1).
 \end{aligned}$$

The same way we get

$$\angle Y_1 A' Y_2 \equiv -(\angle C'_1 B'_1 A' + \angle A' B'_2 C'_1) - (\angle C'_1 B'_2 C'_2 + \angle C'_2 A' C'_1).$$

By Theorem 9.6(b),

$$\begin{aligned}
 \angle C_1 B_1 A + \angle A B_2 C_1 &\equiv -(\angle C'_1 B'_1 A' + \angle A' B'_2 C'_1), \\
 \angle C_1 B_2 C_2 + \angle C_2 A C_1 &\equiv -(\angle C'_1 B'_2 C'_2 + \angle C'_2 A' C'_1).
 \end{aligned}$$

Hence the result follows. \square

9.25. Corollary. *Let P' , Q' and Γ' be the inversions of the points P , Q and the circle Γ in the circle Ω of the Euclidean plane. Assume P is inversion of Q in Γ , then P' is inversion of Q' in Γ' .*

Proof. If $P = Q$, then $P' = Q' \in \Gamma'$. Therefore, P' is inversion of Q' in Γ' .

It remains to consider the case $P \neq Q$. Let Δ_1 and Δ_2 be two distinct circles which intersect at P and Q . According to Corollary 9.16, $\Delta_1 \perp \Gamma$ and $\Delta_2 \perp \Gamma$.

Denote by Δ'_1 and Δ'_2 the inversions of Δ_1 and Δ_2 in Ω . Clearly Δ'_1 and Δ'_2 intersect at P' and Q' .

From Theorem 9.24, the latter is equivalent to $\Delta'_1 \perp \Gamma'$ and $\Delta'_2 \perp \Gamma'$. By Corollary 9.15, P' is the inversion of Q' in Γ' . \square

Chapter 10

Absolute plane

Let us remove Axiom V from our axiomatic system, see page 20. This way we define a new object called *absolute plane* or *neutral plane*. (In the absolute plane, the Axiom V may or may not hold.)

Clearly any theorem in absolute geometry holds in Euclidean geometry. In other words, Euclidean plane is an example of absolute plane. In the next chapter we will construct an example of absolute plane which is not Euclidean.

In this book, the Axiom V was used for the first time in the proof of uniqueness of parallel line in Theorem 6.2. Therefore, all the statements before Theorem 6.2 also hold in absolute geometry.

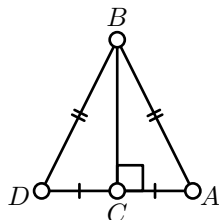
It makes all the discussed results about half-planes, signs of angles, congruence conditions, perpendicular lines and reflections true in absolute plane. If a statement above marked with “*a*”, for example “**Theorem.^a**”, then it holds in absolute plane and the same proof works.

Let us give an example of theorem in absolute geometry, which admits a simpler proof in Euclidean geometry.

10.1. Theorem. *Assume that triangles $\triangle ABC$ and $\triangle A'B'C'$ have right angles at C and C' correspondingly, $AB = A'B'$ and $AC = A'C'$. Then $\triangle ABC \cong \triangle A'B'C'$.*

Euclidean proof. By Pythagorean theorem $BC = B'C'$. Then the statement follows from the SSS congruence condition. \square

Note that the proof of Pythagorean theorem used properties of similar triangles, which in turn used Axiom V. Therefore this proof is not working in absolute plane.



Absolute proof. Denote by D the reflection of A thru (BC) and by D' the reflection of A' thru $(B'C')$. Note that

$$AD = 2 \cdot AC = 2 \cdot A'C' = A'D',$$

$$BD = BA = B'A' = B'D'.$$

By SSS, we get $\triangle ABD \cong \triangle A'B'D'$.

The theorem follows since C is the midpoint of $[AD]$ and C' is the midpoint of $[A'D']$. \square

10.2. Exercise. Give a proof of Exercise 7.10 which works in the absolute plane.

10.3. Exercise. Let $\square ABCD$ be an inscribed quadrilateral in the absolute plane. Show that

$$\angle ABC + \angle CDA \equiv \angle BCD + \angle DAB.$$

Note that the Theorem 8.10 cannot be applied in the above exercise; it use Theorems 8.1 and 8.2; which in turns use Theorem 6.13.

Two angles of triangle

In this section we will prove a weaker form of Theorem 6.13 which holds in absolute plane.

10.4. Proposition. Let $\triangle ABC$ be nondegenerate triangle in the absolute plane. Then

$$|\angle CAB| + |\angle ABC| < \pi.$$

Note according to 3.11, the angles $\angle ABC$, $\angle BCA$ and $\angle CAB$ have the same sign. Therefore, in Euclidean plane the theorem follows immediately from Theorem 6.13. In absolute geometry we need to work more.

Proof. By 3.11, we may assume that $\angle CAB$ and $\angle ABC$ are positive.

Let M be the midpoint of $[AB]$. Chose $C' \in (CM)$ distinct from C so that $C'M = CM$.

Note that the angles $\angle AMC$ and $\angle BMC'$ are vertical; in particular,

$$\angle AMC = \angle BMC'.$$

By construction $AM = BM$ and $CM = C'M$. Therefore,

$$\triangle AMC \cong \triangle BMC';$$

in particular,

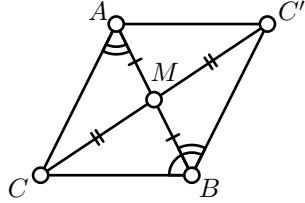
$$\angle CAB = \pm \angle C'BA.$$

According to 3.11, the angles $\angle CAB$ and $\angle C'BA$ have the same sign as $\angle AMC$ and $\angle BMC'$. Therefore

$$\angle CAB = \angle C'BA.$$

In particular,

$$\begin{aligned} \angle C'BC &\equiv \angle C'BA + \angle ABC \equiv \\ &\equiv \angle CAB + \angle ABC. \end{aligned}$$



Finally note that C' and A lie on the same side from (CB) . Therefore, the angles $\angle CAB$, $\angle ABC$ and $\angle C'BC$ are positive. By Exercise 3.3, the result follows. \square

10.5. Exercise. Assume A, B, C and D be points in absolute plane such that

$$2 \cdot \angle ABC + 2 \cdot \angle BCD \equiv 0.$$

Show that $(AB) \parallel (CD)$.

Note that one cannot extract the solution of the above exercise from the proof of the transversal property (6.18)

10.6. Exercise. Prove the side-angle-angle congruence condition in absolute plane.

In other words, let $\triangle ABC$ and $\triangle A'B'C'$ be two triangles in absolute plane. Show that $\triangle ABC \cong \triangle A'B'C'$ if

$$AB = A'B', \quad \angle ABC = \pm \angle A'B'C' \quad \text{and} \quad \angle BCA = \pm \angle B'C'A'.$$

Note that in the Euclidean plane, the above exercise follows from ASA and the theorem on sum of angles of triangle (6.13). However, Theorem 6.13 cannot be used here since its proof use Axiom V. Later, in theorem Theorem 12.5, we will show that Theorem 6.13 does not hold in absolute plane.

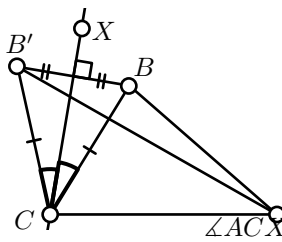
10.7. Exercise. Assume that point D lies between the vertices A and B of triangle $\triangle ABC$ in the absolute plane. Show that

$$CD < CA \quad \text{or} \quad CD < CB.$$

Three angles of triangle

10.8. Proposition. *Let $\triangle ABC$ and $\triangle A'B'C'$ be two triangles in the absolute plane such that $AC = A'C'$ and $BC = B'C'$. Then*

$$AB < A'B' \quad \text{if and only if} \quad |\angle ACB| < |\angle A'C'B'|.$$



Proof. Without loss of generality, we may assume that $A = A'$ and $C = C'$ and $\angle ACB, \angle ACB' \geq 0$. In this case we need to show that

$$AB < AB' \iff \angle ACB < \angle ACB'.$$

Choose a point X so that

$$\angle ACX = \frac{1}{2} \cdot (\angle ACB + \angle ACB').$$

Note that

- ◇ (CX) bisects $\angle BCB'$
- ◇ (CX) is the perpendicular bisector of $[BB']$.
- ◇ A and B lie on the same side from (CX) if and only if

$$\angle ACB < \angle ACB'.$$

From Exercise 5.3, A and B lie on the same side from (CX) if and only if $AB < AB'$. Hence the result follows. \square

10.9. Theorem. *Let $\triangle ABC$ be a triangle in the absolute plane. Then*

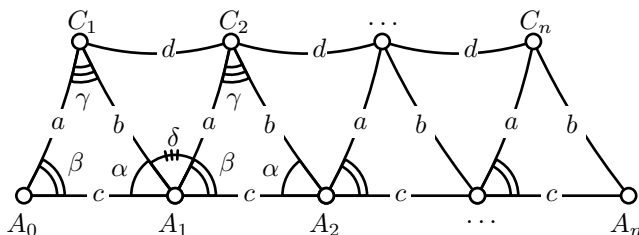
$$|\angle ABC| + |\angle BCA| + |\angle CAB| \leq \pi.$$

The following proof is due to Legendre [8], earlier proofs were due to Saccheri [13] and Lambert [7].

Proof. Let $\triangle ABC$ be the given triangle. Set

$$\begin{aligned} a &= BC, & b &= CA, & c &= AB, \\ \alpha &= \angle CAB, & \beta &= \angle ABC, & \gamma &= \angle BCA. \end{aligned}$$

Without loss of generality, we may assume that $\alpha, \beta, \gamma \geq 0$.



Fix a positive integer n . Consider points A_0, A_1, \dots, A_n on the half-line $[BA)$ so that $BA_i = i \cdot c$ for each i . (In particular, $A_0 = B$ and $A_1 = A$.) Let us construct the points C_1, C_2, \dots, C_n , so that $\angle A_i A_{i-1} C_i = \beta$ and $A_{i-1} C_i = a$ for each i .

This way we construct n congruent triangles

$$\begin{aligned}\triangle ABC &= \triangle A_1 A_0 C_1 \cong \\ &\cong \triangle A_2 A_1 C_2 \cong \\ &\quad \dots \\ &\cong \triangle A_n A_{n-1} C_n.\end{aligned}$$

Set $d = C_1 C_2$ and $\delta = \angle C_2 A_1 C_1$. Note that

$$\textcircled{1} \quad \alpha + \beta + \delta = \pi.$$

By Proposition 10.4, $\delta \geq 0$.

By construction

$$\triangle A_1 C_1 C_2 \cong \triangle A_2 C_2 C_3 \cong \dots \cong \triangle A_{n-1} C_{n-1} C_n.$$

In particular, $C_i C_{i+1} = d$ for each i .

By repeated application of the triangle inequality, we get that

$$\begin{aligned}n \cdot c &= A_0 A_n \leq \\ &\leq A_0 C_1 + C_1 C_2 + \dots + C_{n-1} C_n + C_n A_n = \\ &= a + (n-1) \cdot d + b.\end{aligned}$$

In particular,

$$c \leq d + \frac{1}{n} \cdot (a + b - d).$$

Since n is arbitrary positive integer, the latter implies

$$c \leq d.$$

From Proposition 10.8 and SAS, the latter is equivalent to

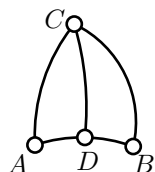
$$\gamma \leq \delta.$$

From $\textcircled{1}$, the theorem follows. \square

The *defect of triangle* $\triangle ABC$ is defined as

$$\text{defect}(\triangle ABC) \stackrel{\text{def}}{=} \pi - |\angle ABC| + |\angle BCA| + |\angle CAB|.$$

Note that Theorem 10.9 states that, defect of any triangle in absolute plane has to be nonnegative. According to Theorem 6.13, any triangle in Euclidean plane has zero defect.



10.10. Exercise. Let $\triangle ABC$ be nondegenerate triangle in the absolute plane. Assume D lies between A and B . Show that

$$\text{defect}(\triangle ABC) = \text{defect}(\triangle ADC) + \text{defect}(\triangle DBC).$$

How to prove that something cannot be proved?

Many attempts were made to prove that any theorem in Euclidean geometry holds in absolute geometry. The latter is equivalent to the statement that Axiom V is a *theorem* in absolute geometry.

Many these attempts being accepted as proofs for long periods of time until the mistake was found.

There is a number of statements in the geometry of absolute plane which are equivalent to the Axiom V. It means that if we exchange the Axiom V to any of these statements, then we will obtain an equivalent axiomatic system.

Here we give a short list of such statements. We are not going to prove the equivalence in the book.

10.11. Theorem. An absolute plane is Euclidean if and only if one of the following equivalent conditions hold.

- (a) There is a line ℓ and a point $P \notin \ell$ such that there is only one line passing thru P and parallel to ℓ .
- (b) Every nondegenerate triangle can be circumscribed.
- (c) There exists a pair of distinct lines which lie on a bounded distance from each other.
- (d) There is a triangle with arbitrary large inradius.
- (e) There is a nondegenerate triangle with zero defect.
- (f) There exists a quadrilateral in which all angles are right.

It is hard to imagine an absolute plane, which does not satisfy some of the properties above. That is partly the reason for the large number of false proofs; each used one of such statements by accident.

Let us formulate the negation of (a) above as a new axiom.

h-V. For any line ℓ and any point $P \notin \ell$ there are at least two lines which pass thru P and parallel to ℓ .

By Theorem 6.2, an absolute plane which satisfies Axiom h-V is not Euclidean. Moreover, according to the Theorem 10.11 (which we do not prove) in any non-Euclidean absolute plane Axiom h-V holds.

It opens a way to look for a proof by contradiction. Simply exchange Axiom V to Axiom h-V and start to prove theorems in the obtained axiomatic system. In the case if we arrive to a contradiction, we prove the Axiom V in absolute plane.

This idea was growing since 5th century; the most notable result were obtained by Saccheri in [13]. The more this new geometry was developed, it became more and more believable that there will be no contradiction; that is, the system of axioms I–IV and h-V is *consistent*.

This new type of geometry is now called *hyperbolic* or *Lobachevskian geometry*. In fact, the following theorem holds.

10.12. Theorem. *The hyperbolic geometry is consistent if and only if so is the Euclidean geometry.*

The statement that hyperbolic geometry has no contradiction appears first in private letters of Bolyai, Gauss, Schweikart and Taurinus.¹ They all seem to be afraid to state it in public. Say, in 1818 Gauss writes to Gerling

...I am happy that you have the courage to express yourself as if you recognized the possibility that our parallels theory along with our entire geometry could be false. But the wasps whose nest you disturb will fly around your head...

Lobachevsky came to the same conclusion independently. Unlike the others he had courage to state it in public and in print (see [9]). That cost him serious troubles.

It seems that Lobachevsky was also the first who had a proof of Theorem 10.12 altho its formulation required a rigorous axiomatics which was not developed at his time. Later Beltrami gave a cleaner proof of “if” part of the theorem. It was done by modeling points, lines, distances and angle measures of one geometry using some other objects in the other geometry. The same idea was used earlier by Lobachevsky, in [10, 34] he modeled Euclidean plane in the hyperbolic space.

The proof of Beltrami is the subject of the next chapter.

Arguably, the discovery of hyperbolic geometry was the second main discoveries of 19th century, trailing only the Mendel’s laws.

¹The oldest surviving letters were the Gauss letter to Gerling 1816 and yet more convincing letter dated by 1818 of Schweikart sent to Gauss via Gerling.

Curvature

In a letter from 1824 Gauss writes:

The assumption that the sum of the three angles is less than π leads to a curious geometry, quite different from ours but thoroughly consistent, which I have developed to my entire satisfaction, so that I can solve every problem in it with the exception of a determination of a constant, which cannot be designated a priori. The greater one takes this constant, the nearer one comes to Euclidean geometry, and when it is chosen indefinitely large the two coincide. The theorems of this geometry appear large to be paradoxical and, to the uninitiated, absurd; but calm, steady reflection reveals that they contain nothing at all impossible. For example, the three angles of a triangle become as small as one wishes, if only the sides are taken large enough; yet the area of the triangle can never exceed a definite limit, regardless how great the sides are taken, nor indeed can it ever reach it.

In the modern terminology the constant which Gauss mentions, can be expressed as $1/\sqrt{-k}$, where $k \leq 0$ is so called *curvature* of the absolute plane which we are about to introduce.

The identity in the Exercise 10.10 suggests that defect of triangle should be proportional to its area.²

In fact, for any absolute plane there is a nonpositive real number k such that

$$k \cdot \text{area}(\triangle ABC) + \text{defect}(\triangle ABC) = 0$$

for any triangle $\triangle ABC$. This number k is called *curvature* of the plane.

For example, by Theorem 6.13, the Euclidean plane has zero curvature. By Theorem 10.9, curvature of any absolute plane is nonpositive.

It turns out that up to isometry, the absolute plane is characterized by its curvature; that is, two absolute planes are isometric if and only if they have the same curvature.

In the next chapter we will construct hyperbolic plane, this is an example of absolute plane with curvature $k = -1$.

Any absolute planes, distinct from Euclidean, can be obtained by rescaling metric on the hyperbolic plane. Indeed, if we rescale the metric by a positive factor c , the area changes by factor c^2 , while defect stays the same. Therefore, taking $c = \sqrt{-k}$, we can get the

²The area in the absolute plane discussed briefly in the end of Chapter 19, but the reader could also refer to intuitive understanding of area.

absolute plane given curvature $k < 0$. In other words, all the non-Euclidean absolute planes become identical if we use $r = 1/\sqrt{-k}$ as the unit of length.

In the Chapter 15, we briefly discuss the geometry of the unit sphere. Altho spheres are not absolute planes, the spherical geometry is a close relative of Euclidean and hyperbolic geometries.


The nondegenerate spherical triangles have negative defect. Moreover, if R is the radius of the sphere, then

$$\frac{1}{R^2} \cdot \text{area}(\triangle ABC) + \text{defect}(\triangle ABC) = 0$$

for any spherical triangle $\triangle ABC$. In other words, the sphere of radius R has positive curvature $k = \frac{1}{R^2}$.

Chapter 11

Hyperbolic plane



In this chapter we use inversive geometry to construct the model of hyperbolic plane — an example of absolute plane which is not Euclidean.

Namely, we construct so called *conformal disk model* of hyperbolic plane. This model was discovered by Beltrami in [3] and often called *Poincaré disc model*.

The figure above shows the conformal disk model of hyperbolic plane which is cut into congruent triangles with angles $\frac{\pi}{3}$, $\frac{\pi}{3}$ and $\frac{\pi}{4}$.

Conformal disk model

In this section we give new names for some objects in the Euclidean plane which will represent lines, angle measures, distances in the hyperbolic plane.

Hyperbolic plane. Let us fix a circle on the Euclidean plane and call it *absolute*. The set of points inside the absolute will be called *hyperbolic plane* (or *h-plane*).

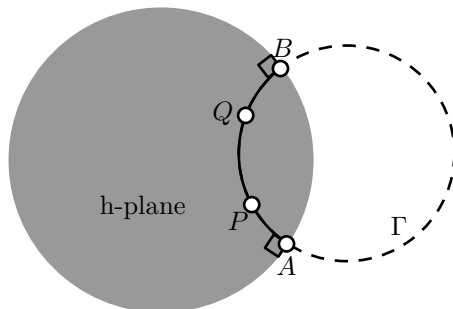
Note that the points on absolute do *not* belong to the h-plane. The points in the h-plane will be also called *h-points*.

Often we will assume that the absolute is a unit circle.

Hyperbolic lines. The intersections of h-plane with circlines perpendicular to the absolute are called *hyperbolic lines* or *h-lines*.

By Corollary 9.17, there is unique h-line which pass thru the given two distinct h-points P and Q . This h-line will be denoted by $(PQ)_h$.

The arcs of hyperbolic lines will be called *hyperbolic segments* or *h-segments*. An h-segment with endpoints P and Q will be denoted by $[PQ]_h$.



The subset of h-line on one side from a point will be called *hyperbolic half-line* (or *h-half-line*). More precisely, h-half-line is an intersection of h-plane with arc which perpendicular to the absolute with only one endpoint in the h-plane. An h-half-line staring at P and passing thru Q will be denoted by $[PQ]_h$.

If Γ is the circle containing the h-line $(PQ)_h$, then the points of intersection of Γ with absolute are called *ideal points* of $(PQ)_h$. (Note that the ideal points of h-line do not belong to the h-line.)

Similarly a triangle in h-plane; that is, an ordered triple of h-points, say (P, Q, R) , will be denoted by $\triangle_h PQR$.

So far $(PQ)_h$ is just a subset of h-plane; below we will introduce h-distance and later we will show that $(PQ)_h$ is a line for the h-distance in the sense of the Definition 1.8.

11.1. Exercise. Show that the h -line is uniquely determined by its ideal points.

11.2. Exercise. Show that the h -line is uniquely determined by one of its ideal points and one h -point on it.

11.3. Exercise. Show that h -segment $[PQ]_h$ coincides with the Euclidean segment $[PQ]$ if and only if the line (PQ) pass thru the center of the absolute.

Hyperbolic distance. Let P and Q be distinct h -points. Denote by A and B be the ideal points of $(PQ)_h$. Without loss of generality, we may assume that on the Euclidean circle containing the h -line $(PQ)_h$, the points A, P, Q, B appear in the same order.

Consider function

$$\delta(P, Q) \stackrel{\text{def}}{=} \frac{AQ \cdot BP}{QB \cdot PA}.$$

Note that right hand side is the cross-ratio, which appeared in Theorem 9.6. Set $\delta(P, P) = 1$ for any h -point P . Set

$$PQ_h \stackrel{\text{def}}{=} \ln[\delta(P, Q)].$$

The proof that PQ_h is a metric on h -plane will be given below. For now it is just a function which returns a real value PQ_h for any pair of h -points P and Q .

11.4. Exercise. Let O be the center of the absolute and the h -points O, X and Y lie on the one h -line in the same order. Assume $OX = XY$. Prove that $OX_h < XY_h$.

Hyperbolic angles. Consider three h -points P, Q and R such that $P \neq Q$ and $R \neq Q$. The hyperbolic angle $\angle_h PQR$ is ordered pair of h -half-lines $[QP]_h$ and $[QR]_h$.

Let $[QX]$ and $[QY]$ be (Euclidean) half-lines which are tangent to $[QP]_h$ and $[QR]_h$ at Q . Then the *hyperbolic angle measure* (or *h -angle measure*) $\angle_h PQR$ is defined as $\angle XQY$.

11.5. Exercise. Let ℓ be an h -line and P be an h -point which does not lie on ℓ . Show that there is unique h -line passing thru P and perpendicular to ℓ .

The plan

We defined all the *h-notions* needed in the formulation of the axioms I–IV and h–V. It remains to show that all these axioms hold; this will be done by the end of this chapter.

Once we are done with the proofs, we get that the model provides an example of absolute plane; in particular, Exercise 11.5 can be proved the same way as Theorem 5.5.

Most importantly we will prove the “if”-part of Theorem 10.12.

Indeed, any statement in hyperbolic geometry can be restated in the Euclidean plane using the introduced h-notions. Therefore, if the system of axioms I–IV and h–V leads to a contradiction the so does the system axioms I–V.

Auxiliary statements

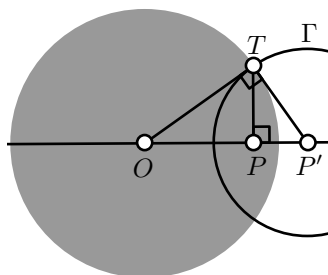
11.6. Lemma. *Consider h -plane with unit circle as the absolute. Let O be the center of absolute and P be another h -point. Denote by P' the inversion of P in the absolute.*

Then the circle Γ with center P' and radius $1/\sqrt{1-OP^2}$ is perpendicular to the absolute. Moreover, O is the inversion of P in Γ .

Proof. Follows from Exercise 9.20. \square

Assume Γ is a circline which is perpendicular to the absolute. Consider the inversion $X \mapsto X'$ in Γ , or if Γ is a line, set $X \mapsto X'$ to be the reflection in Γ .

The following observation says that the map $X \mapsto X'$ respects all the notions introduced in the previous section. Together with the lemma above, it implies that in any problem which formulated entirely *in h -terms* we can assume that a given h -point lies in the center of absolute.



11.7. Main observation. *The map $X \mapsto X'$ described above forms a bijection of h -plane to itself. Moreover, for any h -points P, Q, R such that $P \neq Q$ and $Q \neq R$ the following conditions hold*

- (a) *The h -line $(PQ)_h$, h -half-line $[PQ)_h$ and h -segment $[PQ]_h$ are mapped to $(P'Q')_h$, $[P'Q')_h$ and $[P'Q']_h$ correspondingly.*
- (b) *$\delta(P', Q') = \delta(P, Q)$ and $P'Q'_h = PQ_h$.*
- (c) *$\angle_h P'Q'R' \equiv -\angle_h PQR$.*

Proof. According to Theorem 9.14 the map sends the absolute to itself. Note that the points on Γ do not move, it follows that points inside of absolute remain inside after the mapping and the other way around.

Part (a) follows from 9.7 and 9.24.

Part (b) follows from Theorem 9.6.

Part (c) follows from Theorem 9.24. \square

11.8. Exercise. Let Γ be a circle which is perpendicular to the absolute and Q be an h -point lying on Γ . Assume P is an h -point and P' is its inversion in Γ . Show that $PQ_h = P'Q_h$.

11.9. Exercise. Consider the function

$$\vartheta(P, Q) = 2 \cdot \frac{PQ \cdot P'Q'}{PP' \cdot QQ'},$$

where P, Q are points in the h -plane and P', Q' are their inversions in the absolute. Show that

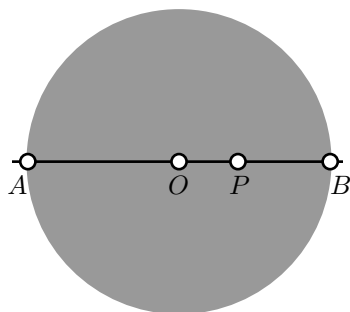
$$2 + 2 \cdot \vartheta(P, Q) = \delta(P, Q) + \frac{1}{\delta(P, Q)}.$$

Conclude that

$$PQ_h = \ln \left[1 + \vartheta(P, Q) + \sqrt{\vartheta(P, Q)^2 + 2 \cdot \vartheta(P, Q)} \right].$$

11.10. Lemma. Assume that the absolute is a unit circle centered at O . Given an h -point P , set $x = OP$ and $y = OP_h$. Then

$$y = \ln \frac{1+x}{1-x} \quad \text{and} \quad x = \frac{e^y - 1}{e^y + 1}.$$



Proof. Note that h -line $(OP)_h$ forms a diameter of absolute. If A and B are the ideal points as in the definition of h -distance, then

$$OA = OB = 1,$$

$$PA = 1 + x,$$

$$PB = 1 - x.$$

In particular,

$$y = \ln \frac{AP \cdot BO}{PB \cdot OA} = \ln \frac{1+x}{1-x}.$$

Taking exponent of left and right hand side and applying obvious algebra manipulations we get

$$x = \frac{e^y - 1}{e^y + 1}.$$

□

11.11. Lemma. *Assume points P , Q and R appear on one h -line in the same order. Then*

$$PQ_h + QR_h = PR_h.$$

Proof. Note that

$$PQ_h + QR_h = PR_h$$

is equivalent to

$$\textcircled{1} \quad \delta(P, Q) \cdot \delta(Q, R) = \delta(P, R).$$

Let A and B be the ideal points of $(PQ)_h$. Without loss of generality, we can assume that the points A, P, Q, R, B appear in the same order on the circline containing $(PQ)_h$. Then

$$\begin{aligned} \delta(P, Q) \cdot \delta(Q, R) &= \frac{AQ \cdot BP}{QB \cdot PA} \cdot \frac{AR \cdot BQ}{RB \cdot QA} = \\ &= \frac{AR \cdot BP}{RB \cdot PA} = \\ &= \delta(P, R) \end{aligned}$$

Hence $\textcircled{1}$ follows. □

Let P be an h -point and $\rho > 0$. The set of all h -points Q such that $PQ_h = \rho$ is called *h -circle* with center P and *h -radius* ρ .

11.12. Lemma. *Any h -circle is formed by a Euclidean circle which lies completely in h -plane.*

More precisely for any h -point P and $\rho \geq 0$ there is a $\hat{\rho} \geq 0$ and a point \hat{P} such that

$$PQ_h = \rho \quad \Longleftrightarrow \quad \hat{P}Q = \hat{\rho}$$

for any h -point Q .

Moreover, if O is the center of absolute, then

1. $\hat{O} = O$ for any ρ and
2. $\hat{P} \in (OP)$ for any $P \neq O$.

Proof. According to Lemma 11.10, $OQ_h = \rho$ if and only if

$$OQ = \hat{\rho} = \frac{e^\rho - 1}{e^\rho + 1}.$$

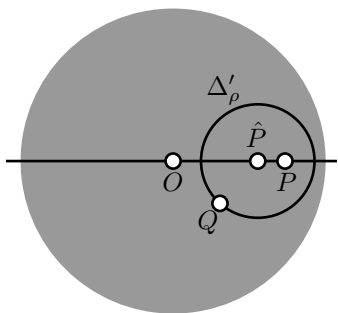
Therefore, the locus of h-points Q such that $OQ_h = \rho$ is formed by the Euclidean circle, denote it by Δ_ρ .

If $P \neq O$, applying Lemma 11.6 and the Main observation (11.7) we get a circle Γ perpendicular to the absolute such that P is the inversion of O in Γ .

Let Δ'_ρ be the inversion of Δ_ρ in Γ . Since the inversion in Γ preserves the h-distance, $PQ_h = \rho$ if and only if $Q \in \Delta'_\rho$.

According to Theorem 9.7, Δ'_ρ is a Euclidean circle. Denote by \hat{P} the Euclidean center and by $\hat{\rho}$ the Euclidean radius of Δ'_ρ .

Finally note that Δ'_ρ reflects to itself in (OP) ; that is, the center \hat{P} lies on (OP) . \square



11.13. Exercise. Assume P , \hat{P} and O be as in the Lemma 11.12 and $P \neq O$. Show that $\hat{P} \in [OP]$.

Axiom I

Evidently h-plane contains at least two points. Therefore, to show that Axiom I holds in h-plane we need to show that h-distance defined on page 88 is a metric on h-plane; that is, the conditions (a)–(d) in Definition 1.1 hold for h-distance.

The following claim says that h-distance meets the conditions (a) and (b).

11.14. Claim. Given h-points P and Q , we have $PQ_h \geq 0$ and $PQ_h = 0$ if and only if $P = Q$.

Proof. According to Lemma 11.6 and Main Observation (11.7), we may assume that Q is the center of absolute. In this case

$$\delta(Q, P) = \frac{1 + QP}{1 - QP} \geq 1$$

and the equality holds only if $P = Q$.

Therefore

$$QP_h = \ln[\delta(Q, P)] \geq 0.$$

and the equality holds if and only if $P = Q$. \square

By the following claim says that h-distance meets the conditions 1.1(c).

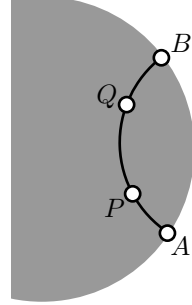
11.15. Claim. *For any h-points P and Q , we have $PQ_h = QP_h$.*

Proof. Let A and B be ideal points of $(PQ)_h$ and A, P, Q, B appear on the circline containing $(PQ)_h$ in the same order.

Then

$$\begin{aligned} PQ_h &= \ln \frac{AQ \cdot BP}{QB \cdot PA} = \\ &= \ln \frac{BP \cdot AQ}{PA \cdot QB} = \\ &= QP_h. \end{aligned}$$

\square



The following claim shows, in particular, that triangle inequality (which is condition 1.1(d)) holds for h-distance.

11.16. Claim. *Given a triple of h-points P , Q and R , we have*

$$PQ_h + QR_h \geq PR_h.$$

Moreover, the equality holds if and only if P , Q and R lie on one h-line in the same order.

Proof. Without loss of generality, we may assume that P is the center of absolute and $PQ_h \geq QR_h > 0$.

Denote by Δ the h-circle with center Q and h-radius $\rho = QR_h$. Let S and T be the points of intersection of (PQ) and Δ .

Since $PQ_h \geq QR_h$, by Lemma 11.11 we can assume that the points P , S , Q and T appear on the h-line in the same order.

According to Lemma 11.12, Δ is a Euclidean circle; denote by \hat{Q} its Euclidean center. Note that \hat{Q} is the (Euclidean) midpoint of $[ST]$.

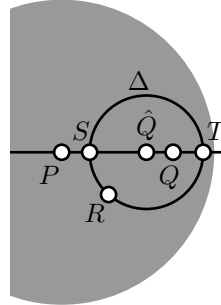
By the Euclidean triangle inequality

② $PT = P\hat{Q} + \hat{Q}R \geq PR$

and the equality holds if and only if $T = R$.

By Lemma 11.10,

$$\begin{aligned} PT_h &= \ln \frac{1 + PT}{1 - PT}, \\ PR_h &= \ln \frac{1 + PR}{1 - PR}. \end{aligned}$$



Since the function $f(x) = \ln \frac{1+x}{1-x}$ is increasing for $x \in [0, 1)$, inequality ② implies

$$PT_h \geq PR_h$$

and the equality holds if and only if $T = R$.

Finally applying Lemma 11.11 again, we get

$$PT_h = PQ_h + QR_h.$$

Hence the claim follows. \square

Axiom II

Note that once the following claim is proved, Axiom II follows from Corollary 9.17.

11.17. Claim. *A subset of h -plane is an h -line if and only if it forms a line for h -distance in the sense of Definition 1.8.*

Proof. Let ℓ be an h -line. Applying the main observation we can assume that ℓ contains the center of absolute. In this case ℓ is formed by intersection of diameter of absolute and the h -plane. Let A and B be the endpoints of the diameter.

Consider the map $\iota: \ell \rightarrow \mathbb{R}$ defined as

$$\iota(X) = \ln \frac{AX}{XB}.$$

Note that $\iota: \ell \rightarrow \mathbb{R}$ is a bijection.

Further, if $X, Y \in \ell$ and the points A, X, Y and B appear on $[AB]$ in the same order, then

$$\iota(Y) - \iota(X) = \ln \frac{AY}{YB} - \ln \frac{AX}{XB} = \ln \frac{AY \cdot BX}{YB \cdot XB} = XY_h;$$

that is, any h -line is a line for h -metric.

We proved that any h -line is a line for h -distance. The converse follows from Claim 11.16. \square

Axiom III

Note that the first part of Axiom III follows directly from the definition of h -angle measure defined on page 88. It remains to show that \angle_h satisfies the conditions IIIa, IIIb and IIIc on page 20.

The following two claims say that \angle_h satisfies IIIa and IIIb.

11.18. Claim. *Given an h-half-line $[OP)$ and $\alpha \in (-\pi, \pi]$ there is unique h-half-line $[OQ)$ such that $\angle POQ = \alpha$.*

11.19. Claim. *For any h-points P, Q and R distinct from h-point O we have*

$$\angle POQ + \angle QOR \equiv \angle POR.$$

Proof of 11.18 and 11.19. Applying the main observation, we may assume that O is the center of absolute. In this case, for any h-point $P \neq O$, $[OP)_h$ is the intersection of $[OP)$ with h-plane. Hence the claims 11.18 and 11.19 follow from the corresponding axioms of Euclidean plane. \square

The following claim says that \angle_h satisfies IIIc.

11.20. Claim. *The function*

$$\angle_h: (P, Q, R) \mapsto \angle PQR$$

is continuous at any triple of points (P, Q, R) such that $Q \neq P$ and $Q \neq R$ and $\angle_h PQR \neq \pi$.

Proof. Denote by O the center of the absolute. We can assume that Q is distinct from O .

Denote by Z the inversion of Q in the absolute and by Γ the circle perpendicular to the absolute which is centered at Z . According to Lemma 11.6, the point O is the inversion of Q in Γ .

Denote by P' and R' the inversions in Γ of the points P and R correspondingly. Note that the point P' is completely determined by the points Q and P ; moreover, the map $(Q, P) \mapsto P'$ is continuous at any pair of points (Q, P) such that $Q \neq O$. The same is true for the map $(Q, R) \mapsto R'$

According to the Main Observation

$$\angle_h PQR \equiv -\angle_h P'OR'.$$

Since $\angle_h P'OR' = \angle P'OR'$ and the maps $(Q, P) \mapsto P'$, $(Q, R) \mapsto R'$ are continuous, the claim follows from the corresponding axiom of Euclidean plane. \square

Axiom IV

The following claim says that Axiom IV holds in the h-plane.

11.21. Claim. *In the h -plane, we have $\triangle_h PQR \cong \triangle_h P'Q'R'$ if and only if*

$$Q'P'_h = QP_h, \quad Q'R'_h = QR_h \quad \text{and} \quad \angle_h P'Q'R' = \pm \angle PQR.$$

Proof. Applying the main observation, we can assume that both Q and Q' coincide with the center of absolute. In this case

$$\angle P'QR' = \angle_h P'QR' = \pm \angle_h PQR = \pm \angle PQR.$$

Since

$$QP_h = QP'_h \quad \text{and} \quad QR_h = QR'_h,$$

Lemma 11.10 implies that the same holds for the Euclidean distances; that is,

$$QP = QP' \quad \text{and} \quad QR = QR'.$$

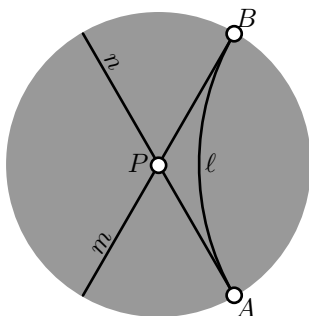
By SAS, there is a motion of Euclidean plane which sends Q to itself, P to P' and R to R'

Note that the center of absolute is fixed by the corresponding motion. It follows that this motion gives also a motion of h -plane; in particular, the h -triangles $\triangle_h PQR$ and $\triangle_h P'QR'$ are h -congruent. \square

Axiom h-V

Finally we need to check that the Axiom h-V on page 82 holds; that is, we need to prove the following claim.

11.22. Claim. *For any h -line ℓ and any h -point $P \notin \ell$ there are at least two h -lines which pass thru P and have no points of intersection with ℓ .*



Instead of proof. Applying the main observation we can assume that P is the center of absolute.

The remaining part of proof can be guessed from the picture \square

11.23. Exercise. *Show that in the h -plane there are 3 mutually parallel h -lines such that any pair of these three lines lies on one side from the remaining h -line.*

Chapter 12

Geometry of h-plane

In this chapter we study the geometry of the plane described by conformal disc model. For briefness, this plane will be called *h-plane*. Note that we can work with this model directly from inside of Euclidean plane but we may also use the axioms of absolute geometry since according to the previous chapter they all hold in the h-plane.

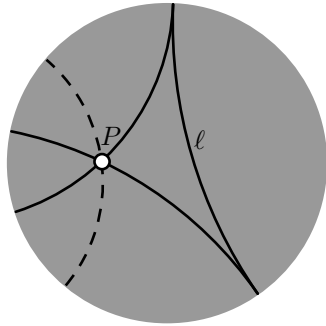
Angle of parallelism

Let P be a point off an h-line ℓ . Drop a perpendicular $(PQ)_h$ from P to ℓ with foot point Q . Let φ be the least angle such that the h-line $(PZ)_h$ with $|\angle_h QPZ| = \varphi$ does not intersect ℓ .

The angle φ is called *angle of parallelism* of P to ℓ . Clearly φ depends only on the h-distance $s = PQ_h$. Further $\varphi(s) \rightarrow \pi/2$ as $s \rightarrow 0$, and $\varphi(s) \rightarrow 0$ as $s \rightarrow \infty$. (In the Euclidean geometry the angle of parallelism is identically equal to $\pi/2$.)

If ℓ , P and Z as above, then the h-line $m = (PZ)_h$ is called *asymptotically parallel* to ℓ . In other words, two h-lines are asymptotically parallel if they share one ideal point. (In hyperbolic geometry the term *parallel lines* is often used for *asymptotically parallel lines*; we do not follow this convention.)

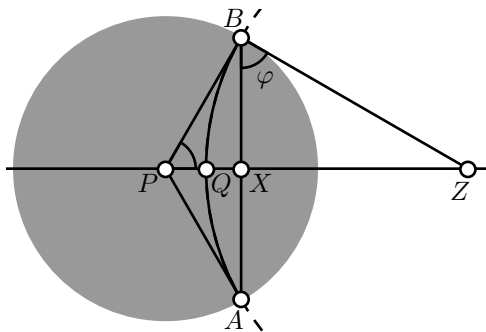
Given $P \notin \ell$ there are exactly two asymptotically parallel lines thru P to ℓ ; the remaining parallel lines to ℓ thru P are called *ultra parallel*.



On the diagram, the two solid h-lines passing thru P are asymptotically parallel to ℓ ; the dotted h-line is ultra parallel to ℓ .

12.1. Proposition. *Let Q be the foot point of P on h-line ℓ . Denote by φ the angle of parallelism of P to ℓ . Then*

$$PQ_h = \frac{1}{2} \cdot \ln \frac{1+\cos \varphi}{1-\cos \varphi}.$$



Proof. Applying a motion of h-plane if necessary, we may assume P is the center of absolute. Then the h-lines thru P are formed by the intersections of Euclidean lines with the h-plane.

Let us denote by A and B the ideal points of ℓ . Without loss of generality,

we may assume that $\angle APB$ is positive. In this case

$$\varphi = \angle QPB = \angle APQ = \frac{1}{2} \cdot \angle APB.$$

Let Z be the center of the circle Γ containing the h-line ℓ . Set X to be the point of intersection of the Euclidean segment $[AB]$ and (PQ) .

Note that, $PX = \cos \varphi$. Therefore, by Lemma 11.10,

$$PX_h = \ln \frac{1+\cos \varphi}{1-\cos \varphi}.$$

Note that both angles $\angle PBZ$ and $\angle BXZ$ are right. Since the angle $\angle PZB$ is shared, $\triangle ZBX \sim \triangle ZPB$. In particular,

$$ZX \cdot ZP = ZB^2;$$

that is, X is the inversion of P in Γ .

The inversion in Γ is the reflection of h-plane thru ℓ . Therefore

$$\begin{aligned} PQ_h &= QX_h = \\ &= \frac{1}{2} \cdot PX_h = \\ &= \frac{1}{2} \cdot \ln \frac{1+\cos \varphi}{1-\cos \varphi}. \end{aligned}$$

□

Inradius of h-triangle

12.2. Theorem. *Inradius of any h-triangle is less than $\frac{1}{2} \cdot \ln 3$.*

Proof. First note that any triangle in h-plane lies in an *ideal triangle*; that is, a region bounded by three pairwise asymptotically parallel lines.

A proof can be seen in the picture. Consider arbitrary h-triangle $\triangle_h XYZ$. Denote by A , B and C the ideal points of the h-half-lines $[XY)_h$, $[YZ)_h$ and $[ZX)_h$.

It should be clear that inradius of the ideal triangle ABC is bigger than inradius of $\triangle_h XYZ$.

Applying an inverse if necessary, we can assume that h-incenter (O) of the ideal triangle is the center of absolute. Therefore, without loss of generality, we may assume

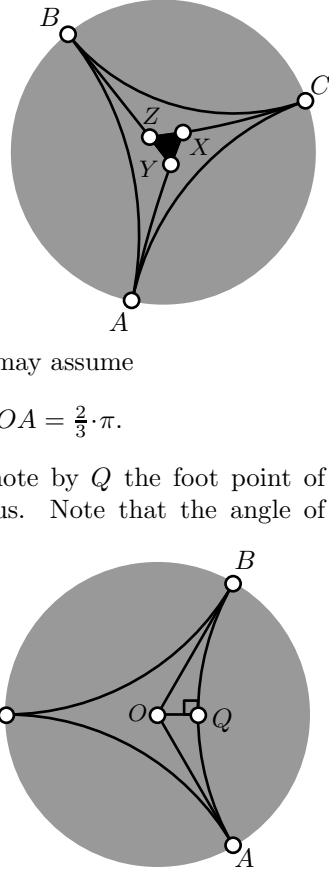
$$\angle AOB = \angle BOC = \angle COA = \frac{2}{3} \cdot \pi.$$

It remains to find the inradius. Denote by Q the foot point of O on $(AB)_h$. Then OQ_h is the inradius. Note that the angle of parallelism of $(AB)_h$ at O is equal to $\frac{\pi}{3}$.

By Proposition 12.1,

$$\begin{aligned} OQ_h &= \frac{1}{2} \cdot \ln \frac{1 + \cos \frac{\pi}{3}}{1 - \cos \frac{\pi}{3}} = \\ &= \frac{1}{2} \cdot \ln \frac{1 + \frac{1}{2}}{1 - \frac{1}{2}} = \\ &= \frac{1}{2} \cdot \ln 3. \end{aligned}$$

□



12.3. Exercise. *Let $\square_h ABCD$ be a quadrilateral in the h-plane such that the h-angles at A , B and C are right and $AB_h = BC_h$. Find the optimal upper bound for AB_h .*

Circles, horocycles and equidistants

Note that according to Lemma 11.12, any h-circle is formed by a Euclidean circle which lies completely in the h-plane. Further any h-line

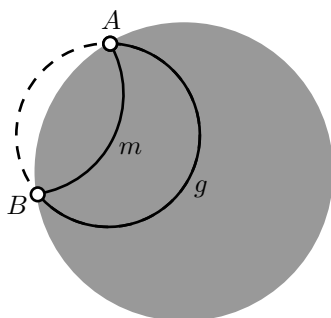
is an intersection of the h-plane with the circle perpendicular to the absolute.

In this section we will describe the h-geometric meaning of the intersections of the other circles with the h-plane.

You will see that all these intersections formed by a *perfectly round shape* in the h-plane.

One may think of these curves as about trajectories of a car which drives in the plane with fixed position of the wheel. In the Euclidean plane, this way you either run along a circles or along a line.

In hyperbolic plane the picture is different. If you turn wheel far right, you will run along a circle. If you turn it less, at certain position of wheel, you will never come back, the path will be different from the line. If you turn the wheel further a bit, you start to run along a path which stays at the same distance from an h-line.



Equidistants of h-lines. Consider h-plane with absolute Ω . Assume a circle Γ intersects Ω in two distinct points A and B . Denote by g the intersection of Γ with the h-plane. Let us draw an h-line m with the ideal points A and B . According to Exercise 11.1, m is uniquely determined by its ideal points A and B .

Consider any h-line ℓ perpendicular to m ; let Δ be the circle containing ℓ .

Note that $\Delta \perp \Gamma$. Indeed, according to Corollary 9.15, m and Ω inverted to themselves in Δ . It follows that A is the inversion of B in Δ . Finally, by Corollary 9.16, we get that $\Delta \perp \Gamma$.

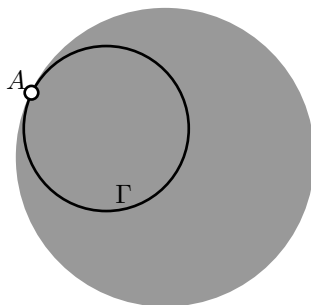
Therefore, inversion in Δ sends both m and g to themselves. So if $P', P \in g$ are inversions of each other in Δ , then they lie on the same h-distance from m . Clearly we have plenty of choice for ℓ , which can be used to move points along g arbitrary keeping the distance to m .

It follows that g is formed by the set of points which lie on fixed h-distance and the same side from m .

Such curve g is called *equidistant* to h-line m . In Euclidean geometry the equidistant from a line is a line; apparently in hyperbolic geometry the picture is different.

Horocycles. If the circle Γ touches the absolute from inside at one point A , then the complement $h = \Gamma \setminus \{A\}$ lies in the h-plane. This set is called *horocycle*. It also has perfectly round shape in the sense described above.

Horocycles are the boarder case between circles and equidistants to h-lines. A horocycle might be considered as a limit of circles thru a fixed point with the centers running to infinity along a line. The same horocycle is a limit of equidistants which pass thru fixed point to the h-lines running to infinity.



12.4. Exercise. Find the leg of isosceles right h-triangle inscribed in a horocycle.

Hyperbolic triangles

12.5. Theorem. Any nondegenerate hyperbolic triangle has positive defect.

Proof. Consider h-triangle $\triangle_h ABC$. According to Theorem 10.9,

$$\textcircled{1} \quad \text{defect}(\triangle_h ABC) \geq 0.$$

It remains to show that in the case of equality the triangle $\triangle_h ABC$ degenerates.

Without loss of generality, we may assume that A is the center of absolute; in this case $\angle_h CAB = \angle CAB$. Yet we may assume that

$$\angle_h CAB, \quad \angle_h ABC, \quad \angle_h BCA, \quad \angle ABC, \quad \angle BCA \geq 0.$$

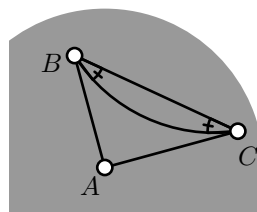
Let D be an arbitrary point in $[CB]_h$ distinct from B and C . From Proposition 8.17

$$\angle ABC - \angle_h ABC \equiv \pi - \angle CDB \equiv \angle BCA - \angle_h BCA.$$

From Exercise 6.15, we get

$$\text{defect}(\triangle_h ABC) = 2 \cdot (\pi - \angle CDB).$$

Therefore, if we have equality in $\textcircled{1}$, then $\angle CDB = \pi$. In particular, the h-segment $[BC]_h$ coincides with Euclidean segment $[BC]$. By Exercise 11.3, the latter can happen only if the h-line passes thru the center of absolute; that is, if $\triangle_h ABC$ degenerates. \square



The following theorem states, in particular, that hyperbolic triangles are congruent if their corresponding angles are equal; in particular, in hyperbolic geometry similar triangles have to be congruent.

12.6. AAA congruence condition. *Two nondegenerate triangles $\triangle_h ABC$ and $\triangle_h A'B'C'$ in the h -plane are congruent if $\angle_h ABC = \pm \angle_h A'B'C'$, $\angle_h BCA = \pm \angle_h B'C'A'$ and $\angle_h CAB = \pm \angle_h C'A'B'$.*

Proof. Note that if $AB_h = A'B'_h$, then the theorem follows from ASA.

Assume contrary. Without loss of generality, we may assume that $AB_h < A'B'_h$. Therefore, we can choose the point $B'' \in [A'B']_h$ such that $A'B''_h = AB_h$.

Choose an h -half-line $[B''X)$ so that

$$\angle_h A'B''X = \angle_h A'B'C'.$$

According to Exercise 10.5, $(B''X)_h \parallel (B'C')_h$.

By Pasch's theorem (3.10), $(B''X)_h$ intersects $[A'C']_h$. Denote by C'' the point of intersection.

According to ASA, $\triangle_h ABC \cong \triangle_h A'B''C''$; in particular,

$$\textcircled{2} \quad \text{defect}(\triangle_h ABC) = \text{defect}(\triangle_h A'B''C'').$$

Applying Exercise 10.10 twice, we get

$$\textcircled{3} \quad \begin{aligned} \text{defect}(\triangle_h A'B'C') &= \text{defect}(\triangle_h A'B''C'') + \\ &+ \text{defect}(\triangle_h B''C''C') + \text{defect}(\triangle_h B''C'B'). \end{aligned}$$

By Theorem 12.5, the defects has to be positive. Therefore

$$\text{defect}(\triangle_h A'B'C') > \text{defect}(\triangle_h ABC).$$

On the other hand,

$$\begin{aligned} \text{defect}(\triangle_h A'B'C') &= |\angle_h A'B'C'| + |\angle_h B'C'A'| + |\angle_h C'A'B'| = \\ &= |\angle_h ABC| + |\angle_h BCA| + |\angle_h CAB| = \\ &= \text{defect}(\triangle_h ABC), \end{aligned}$$

a contradiction. □

Recall that a bijection from plane to itself is called *angle preserving* if

$$\angle ABC = \angle A'B'C'$$

for any triangle $\triangle ABC$ and its image $\triangle A'B'C'$.

12.7. Exercise. *Show that any angle-preserving transformation of h -plane is a motion.*

Conformal interpretation

Let us give another interpretation of the h-distance.

12.8. Lemma. *Consider h-plane with absolute formed by the unit circle centered at O . Fix a point P and let Q be another point in the h-plane. Set $x = PQ$ and $y = PQ_h$, then*

$$\lim_{x \rightarrow 0} \frac{y}{x} = \frac{2}{1 - OP^2}.$$

The above formula tells that the h-distance from P to a near by point Q is nearly proportional to the Euclidean distance with the coefficient $\frac{2}{1 - OP^2}$. The value $\lambda(P) = \frac{2}{1 - OP^2}$ is called *conformal factor* of h-metric.

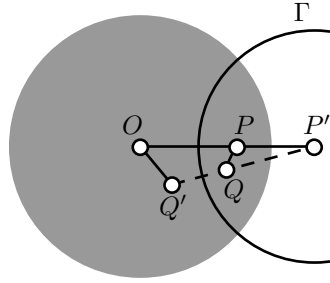
The value $\frac{1}{\lambda(P)} = \frac{1}{2} \cdot (1 - OP^2)$ can be interpreted as the *speed limit* at the given point P . In this case the h-distance is the minimal time needed to travel from one point of h-plane to the other point.

Proof. If $P = O$, then according to Lemma 11.10

$$\textcircled{4} \quad \frac{y}{x} = \frac{\ln \frac{1+x}{1-x}}{x} \rightarrow 2$$

as $x \rightarrow 0$.

If $P \neq O$, denote by P' the inversion of P in the absolute. Denote by Γ the circle with center P' perpendicular to the absolute.



According to Main Observation

11.7 and Lemma 11.6 the inversion in Γ is a motion of h-plane which sends P to O . In particular, if we denote by Q' the inversion of Q in Γ , then $OQ'_h = PQ_h$.

Set $x' = OQ'$ According to Lemma 9.2,

$$\frac{x'}{x} = \frac{OP'}{P'Q}.$$

Since P' is the inversion of P in the absolute, we have $PO \cdot OP' = 1$. Therefore,

$$\frac{x'}{x} \rightarrow \frac{OP'}{P'P} = \frac{1}{1 - OP^2}$$

as $x \rightarrow 0$.

Together with $\textcircled{4}$, it implies

$$\frac{y}{x} = \frac{y}{x'} \cdot \frac{x'}{x} \rightarrow \frac{2}{1 - OP^2}$$

as $x \rightarrow 0$. □

Here is an application of the lemma above.

12.9. Proposition. *The circumference of an h-circle of h-radius r is*

$$2 \cdot \pi \cdot \operatorname{sh} r,$$

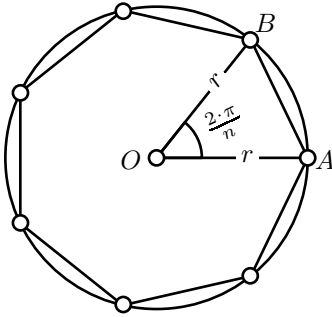
where $\operatorname{sh} r$ denotes hyperbolic sine of r ; that is,

$$\operatorname{sh} r \stackrel{\text{def}}{=} \frac{e^r - e^{-r}}{2}.$$

Before we proceed with the proof let us discuss the same problem in the Euclidean plane.

The circumference of the circle in the Euclidean plane can be defined as limit of perimeters of regular n -gons inscribed in the circle as $n \rightarrow \infty$.

Namely, let us fix $r > 0$. Given a positive integer n consider $\triangle AOB$ such that $\angle AOB = \frac{2 \cdot \pi}{n}$ and $OA = OB = r$. Set $x_n = AB$. Note that x_n is the side of regular n -gon inscribed in the circle of radius r . Therefore, the perimeter of the n -gon is equal to $n \cdot x_n$.



The circumference of the circle with radius r might be defined as the limit

$$\textcircled{5} \quad \lim_{n \rightarrow \infty} n \cdot x_n = 2 \cdot \pi \cdot r.$$

(This limit can be taken as the definition of π .)

In the following proof we repeat the same construction in the h-plane.

Proof. Without loss of generality, we can assume that the center O of the circle

is the center of absolute.

By Lemma 11.10, the h-circle with h-radius r is formed by the Euclidean circle with center O and radius

$$a = \frac{e^r - 1}{e^r + 1}.$$

Denote by x_n and y_n the Euclidean and hyperbolic side lengths of the regular n -gon inscribed in the circle.

Note that $x_n \rightarrow 0$ as $n \rightarrow \infty$. By Lemma 12.8,

$$\lim_{n \rightarrow \infty} \frac{y_n}{x_n} = \frac{2}{1 - a^2}.$$

Applying ❹, we get that the circumference of the h-circle can be found the following way

$$\begin{aligned}
 \lim_{n \rightarrow \infty} n \cdot y_n &= \frac{2}{1 - a^2} \cdot \lim_{n \rightarrow \infty} n \cdot x_n = \\
 &= \frac{4 \cdot \pi \cdot a}{1 - a^2} = \\
 &= \frac{4 \cdot \pi \cdot \left(\frac{e^r - 1}{e^r + 1} \right)}{1 - \left(\frac{e^r - 1}{e^r + 1} \right)^2} = \\
 &= 2 \cdot \pi \cdot \frac{e^r - e^{-r}}{2} = \\
 &= 2 \cdot \pi \cdot \operatorname{sh} r.
 \end{aligned}$$

□

12.10. Exercise. Denote by $\operatorname{circum}_h(r)$ the circumference of the h-circle of radius r . Show that

$$\operatorname{circum}_h(r + 1) > 2 \cdot \operatorname{circum}_h(r)$$

for all $r > 0$.

Chapter 13

Affine geometry

Affine transformations

A bijection of Euclidean plane to itself is called *affine transformation* if it maps any line to a line.

We say that three points are *collinear* if they lie on one line. Note that affine transformation sends collinear points to collinear; the following exercise gives a converse.

13.1. Exercise. *Assume f is a bijection from Euclidean plane to itself which sends collinear points to collinear points. Show that f is an affine transformation. (In other words, show that f maps noncollinear points to noncollinear.)*

13.2. Exercise. *Show that affine transformation sends parallel lines to the parallel lines.*

Affine geometry studies so called *incidence structure* of Euclidean plane. The incidence structure is the data about which points lie on which lines and nothing else; we cannot talk about distances, angles and so on. One may also say that affine geometry studies the properties of Euclidean plane which preserved under affine transformations.

Constructions with parallel tool and ruler

Let us consider geometric constructions with ruler and *parallel tool*; the latter makes possible to draw a line thru the given point parallel to the given line. By Exercisers 13.2, any construction with these two tools are invariant with respect to affine transformation. For example,

to solve the following exercise, it is sufficient to prove that midpoint of given segment can be constructed with ruler and parallel tool.

13.3. Exercise. *Let M be the midpoint of segment $[AB]$ in the Euclidean plane. Assume that an affine transformation sends points A , B and M to A' , B' and M' correspondingly. Show that M' is the midpoint of $[A'B']$.*

The following exercise will be used in the proof of Theorem 13.7.

13.4. Exercise. *Assume that in Euclidean plane we have 4 points with coordinates $(0,0)$, $(1,0)$, $(a,0)$ and $(b,0)$. Use ruler and parallel tool to construct the points with coordinates $(a \cdot b, 0)$ and $(a + b, 0)$.*

13.5. Exercise. *Use ruler and parallel tool to construct the center of the given circle.*

Matrix form

Since the lines are defined in terms of metric; any motion of Euclidean plane is also an affine transformation.

On the other hand, there are affine transformations of Euclidean plane which are not motions.

Consider the Euclidean plane with coordinate system; let us use the column notation for the coordinates; that is, we will write $\begin{pmatrix} x \\ y \end{pmatrix}$ instead of (x, y) .

As it follows from the theorem below, the so called *shear mapping* $\begin{pmatrix} x \\ y \end{pmatrix} \mapsto \begin{pmatrix} x+k \cdot y \\ y \end{pmatrix}$ is an affine transformation. The shear mapping can change the angle between vertical and horizontal lines almost arbitrary. The latter can be used to prove impossibility of some constructions with ruler and parallel tool; here is one example.

13.6. Exercise. *Show that with ruler and parallel tool one cannot construct a line perpendicular to the given line.*

13.7. Theorem. *A map β from the plane to itself is an affine transformation if and only if*

$$\textcircled{1} \quad \beta: \begin{pmatrix} x \\ y \end{pmatrix} \mapsto \begin{pmatrix} a & b \\ c & d \end{pmatrix} \cdot \begin{pmatrix} x \\ y \end{pmatrix} + \begin{pmatrix} v \\ w \end{pmatrix} = \begin{pmatrix} a \cdot x + b \cdot y + v \\ c \cdot x + d \cdot y + w \end{pmatrix}$$

for some fixed invertible matrix $\begin{pmatrix} a & b \\ c & d \end{pmatrix}$ and vector $\begin{pmatrix} v \\ w \end{pmatrix}$.

In particular, any affine transformation of Euclidean plane is continuous.

In the proof of “only if” part, we will use the following algebraic lemma.

13.8. Algebraic lemma. Assume $f: \mathbb{R} \rightarrow \mathbb{R}$ is a function such that

$$\begin{aligned} f(1) &= 1, \\ f(x+y) &= f(x) + f(y), \\ f(x \cdot y) &= f(x) \cdot f(y) \end{aligned}$$

for any $x, y \in \mathbb{R}$. Then $f(x) = x$ for any $x \in \mathbb{R}$.

Note that we do not assume that f is continuous.

The function f satisfying three conditions in the lemma is called *field automorphism*. Therefore, the lemma states that the identity function is the only automorphism of the field of real numbers. The latter does not hold for the field of complex numbers — the conjugation $z \mapsto \bar{z}$ (see page 136) gives an example of nontrivial automorphism.

Proof. Since

$$f(0) + f(1) = f(0 + 1),$$

we get

$$f(0) + 1 = 1;$$

that is,

$$\textcircled{2} \quad f(0) = 0.$$

Further

$$0 = f(0) = f(x) + f(-x).$$

Therefore,

$$\textcircled{3} \quad f(-x) = -f(x) \quad \text{for any } x \in \mathbb{R}.$$

Further

$$\begin{aligned} f(2) &= f(1) + f(1) = 1 + 1 = 2; \\ f(3) &= f(2) + f(1) = 2 + 1 = 3; \\ &\dots \end{aligned}$$

Together with $\textcircled{3}$, the latter implies that

$$f(n) = n \quad \text{for any integer } n.$$

Since

$$f(m) = f\left(\frac{m}{n}\right) \cdot f(n)$$

we get

$$f\left(\frac{m}{n}\right) = \frac{m}{n}$$

for any rational number $\frac{m}{n}$.

Assume $a \geq 0$. Then the equation $x \cdot x = a$ has a real solution $x = \sqrt{a}$. Therefore, $[f(\sqrt{a})]^2 = f(\sqrt{a}) \cdot f(\sqrt{a}) = f(a)$. Hence $f(a) \geq 0$. That is,

$$\textcircled{4} \quad a \geq 0 \implies f(a) \geq 0.$$

Applying $\textcircled{3}$, we also get

$$\textcircled{5} \quad a \leq 0 \implies f(a) \leq 0.$$

Finally, assume $f(a) \neq a$ for some $a \in \mathbb{R}$. Then there is a rational number $\frac{m}{n}$ which lies between a and $f(a)$; that is, the numbers $x = a - \frac{m}{n}$ and $y = f(a) - \frac{m}{n}$ have opposite signs. Since $f(\frac{m}{n}) = \frac{m}{n}$, we get $f(x) = y$. The latter contradicts $\textcircled{4}$ or $\textcircled{5}$. \square

13.9. Lemma. Assume γ is an affine transformation which fix three points $\begin{pmatrix} 0 \\ 0 \end{pmatrix}$, $\begin{pmatrix} 1 \\ 0 \end{pmatrix}$ and $\begin{pmatrix} 0 \\ 1 \end{pmatrix}$ on the coordinate plane. Then γ is the identity map; that is, $\gamma\left(\begin{smallmatrix} x \\ y \end{smallmatrix}\right) = \begin{pmatrix} x \\ y \end{pmatrix}$ for any point $\begin{pmatrix} x \\ y \end{pmatrix}$.

Proof. Since affine transformation sends lines to lines, we get that each axes is mapped to itself.

According to Exercise 13.2, parallel lines are mapped to parallel lines. Therefore, we get that horizontal lines mapped to horizontal lines and vertical lines mapped to vertical. In other words,

$$\gamma\left(\begin{smallmatrix} x \\ y \end{smallmatrix}\right) = \begin{pmatrix} f(x) \\ h(y) \end{pmatrix}.$$

for some functions $f, h: \mathbb{R} \rightarrow \mathbb{R}$.

Note that $f(1) = h(1) = 1$ and according to Exercise 13.4, both f and h satisfies the other two conditions of Algebraic lemma 13.8. Applying the lemma, we get that f and h are identity functions and so is γ . \square

Proof of Theorem 13.7. Recall that matrix $\begin{pmatrix} a & b \\ c & d \end{pmatrix}$ is invertible if

$$\det \begin{pmatrix} a & b \\ c & d \end{pmatrix} = a \cdot d - b \cdot c \neq 0;$$

in this case the matrix

$$\frac{1}{a \cdot d - b \cdot c} \cdot \begin{pmatrix} d & -b \\ -c & a \end{pmatrix}$$

is the inverse of $\begin{pmatrix} a & b \\ c & d \end{pmatrix}$.

Assume that the map β is described by $\textcircled{1}$. Note that

$$\textcircled{6} \quad \begin{pmatrix} x \\ y \end{pmatrix} \mapsto \frac{1}{a \cdot d - b \cdot c} \cdot \begin{pmatrix} d & -b \\ -c & a \end{pmatrix} \cdot \begin{pmatrix} x-v \\ y-w \end{pmatrix}.$$

is inverse of β . In particular, β is a bijection.

A line in the plane form the solutions of equations

$$\textcircled{7} \quad p \cdot x + q \cdot y + r = 0,$$

where $p \neq 0$ or $q \neq 0$. Find $\begin{pmatrix} x \\ y \end{pmatrix}$ from its β -image by formula $\textcircled{6}$ and substitute the result in $\textcircled{7}$. You will get the equation of the image of the line. The equation has the same type as $\textcircled{7}$, with different constants; in particular, it describes a line. Therefore, β is an affine transformation.

To prove “only if” part, fix an affine transformation α . Set

$$\begin{aligned} \begin{pmatrix} v \\ w \end{pmatrix} &= \alpha \begin{pmatrix} 0 \\ 0 \end{pmatrix}, \\ \begin{pmatrix} a \\ c \end{pmatrix} &= \alpha \begin{pmatrix} 1 \\ 0 \end{pmatrix} - \alpha \begin{pmatrix} 0 \\ 0 \end{pmatrix}, \\ \begin{pmatrix} b \\ d \end{pmatrix} &= \alpha \begin{pmatrix} 1 \\ 1 \end{pmatrix} - \alpha \begin{pmatrix} 0 \\ 0 \end{pmatrix}. \end{aligned}$$

Note that the points $\alpha \begin{pmatrix} 0 \\ 0 \end{pmatrix}$, $\alpha \begin{pmatrix} 1 \\ 1 \end{pmatrix}$, $\alpha \begin{pmatrix} 1 \\ 0 \end{pmatrix}$ do not lie on one line. Therefore, the matrix $\begin{pmatrix} a & b \\ c & d \end{pmatrix}$ is invertible.

For the affine transformation β defined by $\textcircled{1}$ we have

$$\begin{aligned} \beta \begin{pmatrix} 0 \\ 0 \end{pmatrix} &= \alpha \begin{pmatrix} 0 \\ 0 \end{pmatrix}, \\ \beta \begin{pmatrix} 1 \\ 0 \end{pmatrix} &= \alpha \begin{pmatrix} 1 \\ 0 \end{pmatrix}, \\ \beta \begin{pmatrix} 0 \\ 1 \end{pmatrix} &= \alpha \begin{pmatrix} 0 \\ 1 \end{pmatrix}. \end{aligned}$$

It remains to show that $\alpha = \beta$ or equivalently the composition $\gamma = \alpha \circ \beta^{-1}$ is the identity map.

Note that γ is an affine transformation which fix points $\begin{pmatrix} 0 \\ 0 \end{pmatrix}$, $\begin{pmatrix} 1 \\ 0 \end{pmatrix}$ and $\begin{pmatrix} 0 \\ 1 \end{pmatrix}$. It remains to apply Lemma 13.9. \square

On inversive transformations

Recall that inversive plane is Euclidean plane with added a point at infinity, denoted by ∞ . We assume that any line pass thru ∞ . The term *circline* stays for *circle or line*;

The *inversive transformation* is bijection from inversive plane to itself which sends circlines to circlines. Inversive geometry can be defined as geometry which *circline incidence structure* of inversive plane; that is, we can say which points lie on which circlines.

13.10. Theorem. *A map from inversive plane to itself is an inversive transformation if and only if it can be presented as a composition of inversions and reflections.*

Proof. According to Theorem 9.7 any inversion is a inversive transformation. Therefore, the same holds for composition of inversions.

To prove converse, fix an inversive transformation α .

Assume $\alpha(\infty) = \infty$. Recall that any circline passing thru ∞ is a line. It follows that α maps lines to lines; that is, it is an affine transformation.

Further, α is not an arbitrary affine transformation, it maps circles to circles.

Composing α with a reflection, say ρ_1 , we can assume that $\alpha' = \rho_1 \circ \alpha$ maps the unit circle with center at the origin to a concentric circle.

Composing the obtained map α' with a *homothety*

$$\chi: \begin{pmatrix} x \\ y \end{pmatrix} \mapsto \begin{pmatrix} k \cdot x \\ k \cdot y \end{pmatrix},$$

we can assume that $\alpha'' = \chi \circ \alpha'$ sends the unit circle to itself.

Composing the obtained map α'' with a reflection ρ_2 in a line thru the origin, we can assume that in addition $\alpha''' = \rho_2 \circ \alpha''$ the point $(1, 0)$ maps to itself.

By Exercise 13.5, α''' fixes the center of the circle; that is, it fixes the origin.

The obtained map α''' is an affine transformation. Applying Theorem 13.7, together with the properties of α'' described above we get

$$\alpha''': \begin{pmatrix} x \\ y \end{pmatrix} \mapsto \begin{pmatrix} 1 & b \\ 0 & d \end{pmatrix} \cdot \begin{pmatrix} x \\ y \end{pmatrix}$$

for an invertible matrix $\begin{pmatrix} 1 & b \\ 0 & d \end{pmatrix}$. Since the point $(0, 1)$ maps to the unit circle we get

$$b^2 + d^2 = 1.$$

Since the point $(\frac{1}{\sqrt{2}}, \frac{1}{\sqrt{2}})$ maps to the unit circle we get

$$(b + d)^2 = 1.$$

It follows

$$\alpha''': \begin{pmatrix} x \\ y \end{pmatrix} \mapsto \begin{pmatrix} 1 & 0 \\ 0 & \pm 1 \end{pmatrix} \cdot \begin{pmatrix} x \\ y \end{pmatrix};$$

that is, either α''' is the identity map or reflection the x -axis.

Note that the homothety χ is a composition of two inversions in concentric circles. Hence the result follows.

Now assume $P = \alpha(\infty) \neq \infty$. Consider an inversion β in a circle with center at P . Note that $\beta(P) = \infty$; therefore, $\beta \circ \alpha(\infty) = \infty$. Since β is inversive, so is $\beta \circ \alpha$. From above we get that $\beta \circ \alpha$ is a composition of reflections and inversions; therefore, so is α . \square

13.11. Exercise. Show that any reflection can be presented as a composition of three inverses.

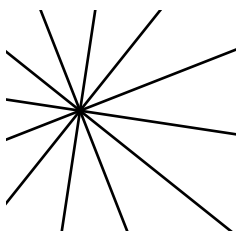
Note that exercise above together with Theorem 13.10, implies that any inversive map is a composition of inversions, no reflections are needed.

Chapter 14


Projective geometry

Real projective plane

In the Euclidean plane two distinct lines might have one or zero points of intersection (in the latter case the lines are called parallel). Our aim is to extend Euclidean plane by ideal points so that any two distinct lines will have exactly one point of intersection.



A collection of lines in the Euclidean plane is called *concurrent* if they all intersect at single point or all of them pairwise parallel. A set of concurrent lines passing thru each point in the plane is called *pencil*. There are two types of pencils first is the set of all lines passing thru given point called the *center of the pencil* and second is the set of pairwise parallel lines.



Note that each point in Euclidean plane uniquely defines a pencil with center in it, but the parallel pencils have no center. Also any two lines completely determine the pencil containing both.

Let us add one ideal point for each parallel pencil, and assume that all these ideal points lie on one ideal line.

We obtain so called *real projective plane*. Each point in the real projective plane defined as a pencil of lines in Euclidean plane. We say that three points lie on one line the corresponding pencils contain a common line. (We assume that the ideal line belongs to each parallel pencil).

Euclidean space

Let us repeat the construction of metric d_2 (page 11) in the space.

We will denote by \mathbb{R}^3 the set of all triples (x, y, z) of real numbers. Assume $A = (x_A, y_A, z_A)$ and $B = (x_B, y_B, z_B)$ are arbitrary points. Define the metric on \mathbb{R}^3 the following way

$$AB \stackrel{\text{def}}{=} \sqrt{(x_A - x_B)^2 + (y_A - y_B)^2 + (z_A - z_B)^2}.$$

The obtained metric space is called *Euclidean space*.

Assume at least one of the real numbers a, b or c is distinct from zero. Then the subset of points $(x, y, z) \in \mathbb{R}^3$ described by equation

$$a \cdot x + b \cdot y + c \cdot z + d = 0$$

is called *plane*; here d is a real number.

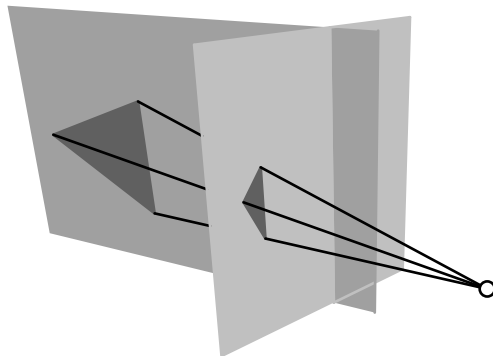
It is straightforward to show that any plane in Euclidean space is isometric to Euclidean plane. Further, any three points on the space lie on one plane. And any nonempty intersection of two distinct planes forms a line in each of these planes.

The latter statements makes possible to generalize many notions and results from Euclidean plane geometry to Euclidean space by applying plane geometry in the planes of the space.

Perspective projection

Consider two planes Π and Π' in the Euclidean space. Let O be a point which does not belong neither to Π nor Π' .

Consider the *perspective projection from Π to Π' with center at O* . The projection of $P \in \Pi$ is defined as the point $P' \in \Pi'$ which lies on the line (OP) .



Note that the perspective projection sends collinear points to collinear. Indeed, assume three points P, Q, R lie on one line ℓ in Π and P', Q', R' are their images in Π' . Then all the points P, Q, R, P', Q', R' lie in the plane, say Θ , containing O and ℓ . Therefore, the points P', Q', R' lie in the line formed by intersection $\ell' = \Theta \cap \Pi'$.

The perspective projection is not a bijection between the planes;. Indeed, if the line (OP) is parallel to Π' (that is, if $(OP) \cap \Pi' = \emptyset$) then the perspective projection is not defined. Also, if $(OP') \parallel \Pi$ for a point $P' \in \Pi'$, then point P' is not an image of the perspective projection.

A similar story happened with inversion. If inversion is considered for the Euclidean plane, then is not defined at the center of inversion; it is also not the image of any point. To deal with this problem we passed to inversive plane which is Euclidean plane extended by one ideal point.

A similar strategy works for perspective projection $\Pi \rightarrow \Pi'$, but this time real projective plane is the right choice of extension. Denote by $\hat{\Pi}$ and $\hat{\Pi}'$ the corresponding real projective planes.

Note that there is a natural bijection between points in the real projective plane $\hat{\Pi}$ and all the lines passing thru O . If $P \in \Pi$, then take the line (OP) ; if P is an ideal point of $\hat{\Pi}$, so it is defined by a parallel pencil of lines, then take the line thru O in this pencil.

The same construction gives a bijection between points in the real projective plane $\hat{\Pi}'$ and all the lines passing thru O . Composing these bijections we get a bijection $\hat{\Pi} \rightarrow \hat{\Pi}'$ which coincides with the perspective projection $P \mapsto P'$ where it is defined.

Note that the ideal line of $\hat{\Pi}$ maps to the line formed by intersection of Π' and the plane thru O parallel to Π . Similarly the ideal line of $\hat{\Pi}'$ is the image of the line formed by intersection of Π and the plane thru O parallel to Π' .

Strictly speaking this gives a transformation from one real projective plane to another, but if we identify the two planes, say by fixing a coordinate system in each, we get a projective transformation from the plane to itself.

14.1. Exercise. *Let O be the origin of (x, y, z) -coordinate space and the planes Π and Π' formed by the solutions of equations $x = 1$ and $y = 1$ correspondingly. The perspective projection from Π to Π' with center at O sends P to P' . Assume P has coordinates $(1, y, z)$, find the coordinates of P' .*

For which points $P \in \Pi$ the perspective projection is undefined? Which points $P' \in \Pi'$ are not images of points under perspective projection?

Projective transformations

A bijection from the real projective plane to itself which sends lines to lines is called *projective transformation*.

Projective and affine geometries study incidence structure of Euclidean and real projective plane correspondingly. One may also say that projective geometry studies the properties of real projective plane which preserved under projective transformations.

Note that any affine transformation defines a projective transformation on the corresponding real projective plane. We will call such projective transformations *affine*; these are projective transformations which send the ideal line to itself.

The perspective projection discussed in the previous section gives an example of projective transformation which is not affine.

14.2. Theorem. *Any projective transformation can be obtained as a composition of an affine transformation and a perspective projection.*

Proof. Assume α is a projective transformation. If α sends ideal line to itself, then it has to be affine. Hence the theorem follows.

Assume α sends the ideal line to line ℓ , choose a perspective projection β which sends ℓ back to the ideal line. To do this we have to identify our plane with a plane Π in the space, then fix a point $O \notin \Pi$ and then choose a plane Π' which is parallel to the plane containing ℓ and O .

The composition $\beta \circ \alpha$ sends ideal line to itself. Therefore, $\beta \circ \alpha$ is affine. Hence the result follows. \square

Desargues' theorem

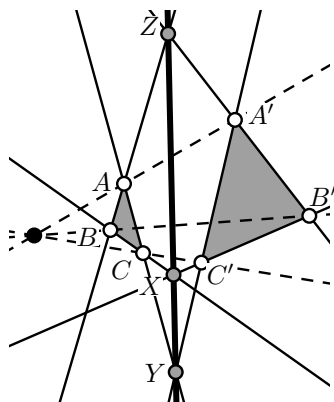
Loosely speaking, any statement in projective geometry can be formulated using only terms *collinear points*, *concurrent lines*.

Here is a classical example of a theorem in projective geometry.

14.3. Desargues' theorem. *Consider three concurrent lines (AA') , (BB') and (CC') in the real projective plane. Set*

$$X = (BC) \cap (B'C'), \quad Y = (CA) \cap (C'A'), \quad Z = (AB) \cap (A'B')$$

Then the points X , Y and Z are collinear.



Proof. Without loss of generality, we may assume that the line (XY) is ideal. If not, apply a perspective projection which sends the line (XY) to the ideal line. That is, we can assume that $(BC) \parallel (B'C')$ and $(CA) \parallel (C'A')$ and we need to show that $(AB) \parallel (A'B')$.

Assume that the lines (AA') , (BB') and (CC') intersect at point O . Since $(BC) \parallel (B'C')$, the transversal property (6.18) implies that $\angle OBC = \angle OB'C'$ and $\angle OCB = \angle OC'B'$. By the AA similarity condition, $\triangle OBC \sim \triangle OB'C'$. In particular,

$$\frac{OB}{OB'} = \frac{OC}{OC'}.$$

The same way we get $\triangle OAC \sim \triangle OA'C'$ and

$$\frac{OA}{OA'} = \frac{OC}{OC'}.$$

Therefore,

$$\frac{OA}{OA'} = \frac{OB}{OB'}.$$

By the SAS similarity condition, we get $\triangle OAB \sim \triangle OA'B'$; in particular, $\angle OAB = \angle OA'B'$.

Note that $\angle AOB = \angle A'OB'$. Therefore,

$$\angle OAB = \angle OA'B'.$$

By the transversal property 6.18, $(AB) \parallel (A'B')$.

The case $(AA') \parallel (BB') \parallel (CC')$ is done similarly. In this case the quadrilaterals $\square B'BCC'$ and $\square A'ACC'$ are parallelograms. Therefore,

$$BB' = CC' = AA'.$$

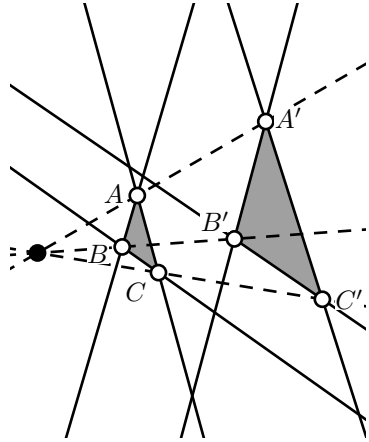
Hence $\square B'BAA'$ is a parallelogram and $(AB) \parallel (A'B')$. □

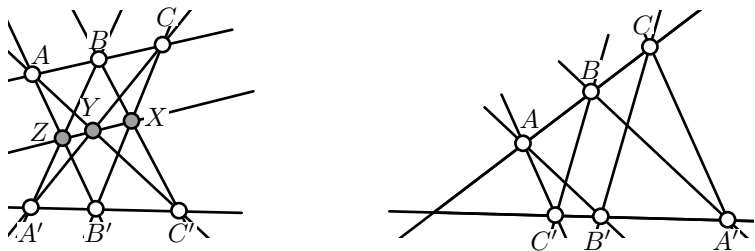
Here is another classical theorem of projective geometry.

14.4. Pappus's theorem. Assume that two triples of points A, B, C , and A', B', C' are collinear. Set

$$X = (BC') \cap (B'C), \quad Y = (CA') \cap (C'A), \quad Z = (AB') \cap (A'B).$$

Then the points X, Y, Z are collinear.





Pappus's theorem can be proved the same way as Desargues' theorem.

Idea of the proof. Applying a perspective projection, we can assume that X and Y lie on the ideal line. It remains to show that Z lies on the ideal line.

In other words, assuming that $(AB') \parallel (A'B)$ and $(AC') \parallel (A'C)$, we need to show that $(BC') \parallel (B'C)$.

14.5. Exercise. *Finish the proof of Pappus's theorem using the idea described above.*

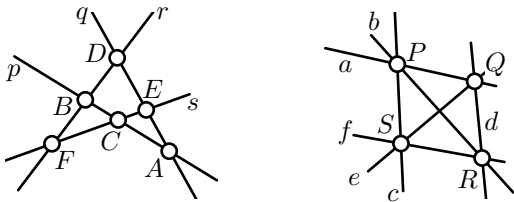
Duality

Let us fix a bijection between the set of lines and the set of points of the plane. Given a point P let us denote by lower case letter p the corresponding line. Also the other way around, given a line s we will denote upper case letter S the corresponding point.

The bijection between points and lines is called *duality*¹ if

$$P \in s \iff p \ni S.$$

for any point P and line s .



Dual configurations.

Existence of duality in a plane says that the lines and the points in this plane have the same rights in terms of incidence.

¹Usual definition of duality is more general; we consider a special case which is also called *polarity*.

14.6. Exercise. *Show that Euclidean plane does not admit a duality.*

14.7. Theorem. *The real projective plane admits a duality.*

Proof. Consider a plane Π and a point $O \notin \Pi$ in the Euclidean space; denote by $\hat{\Pi}$ the corresponding real projective plane.

Recall that there is a natural bijection between points in the real projective plane $\hat{\Pi}$ and all the lines passing thru O . If $P \in \Pi$, then the corresponding line is (OP) ; if P is an ideal point of $\hat{\Pi}$, so P is defined as a parallel pencil of lines, take the line thru O which is parallel to each lines in this pencil. Given $P \in \hat{\Pi}$, denote the obtained line \dot{P} .

Similarly there is a natural bijection between lines in $\hat{\Pi}$ and all the planes passing thru O . If s is a line in Π , then take the plane containing O and s ; if s is the ideal line of $\hat{\Pi}$, take the plane thru O parallel to Π . Given a line s in $\hat{\Pi}$, denote the obtained plane as \dot{s} .

It is straightforward to check that $\dot{P} \subset \dot{s}$ if and only if $P \in s$; that is, the bijections $P \mapsto \dot{P}$ and $s \mapsto \dot{s}$ remember all the incidence structure of the real projective plane $\hat{\Pi}$.

It remains to construct a bijection $\dot{s} \mapsto \dot{\dot{s}}$ between the set of planes and the set of lines passing thru O such that

$$\bullet \quad \dot{r} \subset \dot{S} \quad \Longleftrightarrow \quad \dot{R} \supset \dot{s}$$

for any two lines line \dot{r} and \dot{s} passing thru O .

Set \dot{S} to be the plane thru O which is perpendicular to \dot{s} . Note that both conditions \bullet are equivalent to $\dot{r} \perp \dot{s}$; hence the result follows. \square

14.8. Exercise. *Consider Euclidean plane with (x, y) -coordinates, denote by O the origin. Given a point $P \neq O$ with coordinates (a, b) consider the line p formed by solution of the equation $a \cdot x + b \cdot y = 1$.*

Show that the correspondence P to p extends to duality of corresponding real projective plane.

Which line corresponds to O ?

Which point of real projective plane corresponds to the line formed by solutions $a \cdot x + b \cdot y = 0$?

The existence of duality in the real projective planes makes possible to formulate an equivalent dual statement to any statement in projective geometry. Say, the dual statement for “the points X, Y and Z lie on one line ℓ ” would be the “lines x, y and z intersect at one point L ”. Let us formulate the dual statement for Desargues’ theorem 14.3.

14.9. Dual Desargues’ theorem. *Consider the collinear points X, Y and Z . Assume that $X = (BC) \cap (B'C')$, $Y = (CA) \cap (C'A')$ and*

$Z = (AB) \cap (A'B')$. Then the lines (AA') , (BB') and (CC') are concurrent.

In this theorem the points X , Y and Z are dual to the lines (AA') , (BB') and (CC') in the original formulation, and the other way around.

Once Desargues' theorem is proved, applying duality (14.7) we get Dual Desargues' theorem. Note that the Dual Desargues' theorem is the converse to the original Desargues' theorem 14.3. Therefore Desargues' theorem and its dual can be packed in the following strong version of Desargues' theorem.

14.10. Strong Desargues' theorem. Assume that $X = (BC) \cap \cap (B'C')$, $Y = (CA) \cap (C'A')$ and $Z = (AB) \cap (A'B')$. Then the lines (AA') , (BB') and (CC') are concurrent if and only if the points X , Y and Z are collinear.

14.11. Exercise. Formulate Dual Pappus's theorem, see 14.4.

14.12. Exercise. Given two parallel lines construct with ruler only the third parallel line thru the given point.

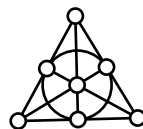
Axioms

Note that the real projective plane described above satisfies the following set of axioms.

- I. Any two distinct points lie on a unique line.
- II. Any two distinct lines pass thru a unique point.
- III. There exist at least four points of which no three are collinear.

Let us take these three axioms as a definition of *projective plane*; so the real projective plane discussed above becomes a particular example of projective plane.

There is an example of projective plane which contains exactly 3 points on each line. This is so called *Fano plane* which you can see on the diagram; it contains 7 points and 7 lines. This is an example of *finite projective plane*; that is, projective plane with finitely many points.



14.13. Exercise. Show that any line in projective plane contains at least three points.

Consider the following analog of Axiom III.

III'. There exist at least four lines of which no three are concurrent.

14.14. Exercise. *Show that Axiom III' is equivalent to Axiom III.*

Exercise above show that in the axiomatic system of projective plane, lines and points have the same rights. In fact, one can switch everywhere words “point” with “line”, “pass through” with “lies on”, “collinear” with “concurrent” and we get an equivalent set of axioms.

14.15. Exercise. *Assume that one of the lines in a finite projective plane contains exactly $n + 1$ points.*

(a) *Show that each line contains exactly $n + 1$ points.*

(b) *Show that the number of the points in the plane has to be*

$$n^2 + n + 1.$$

(c) *Show that in any finite projective plane the number of points coincides with the number of lines.*

The number n in the above exercise is called *order* of finite projective plane. For example Fano plane has order 2. Here is one of the most famous open problem in finite geometry.

14.16. Conjecture. *The order of a finite projective plane is a power of a prime number.*

Chapter 15

Spherical geometry

Spherical geometry is the geometry of the surface of the unit sphere. This type of geometry has practical applications in cartography, navigation and astronomy.

The spherical geometry is a close relative of Euclidean and hyperbolic geometries. Most of theorems of hyperbolic geometry have spherical analogs, but spherical geometry is easier to visualize.

We discuss few theorems in spherical geometry; the proofs are not completely rigorous.

Spheres in the space

Recall that Euclidean space is the set \mathbb{R}^3 of all triples (x, y, z) of real numbers such that the distance between a pair of points $A = (x_A, y_A, z_A)$ and $B = (x_B, y_B, z_B)$ is defined by the following formula

$$AB \stackrel{\text{def}}{=} \sqrt{(x_A - x_B)^2 + (y_A - y_B)^2 + (z_A - z_B)^2}.$$

The planes in the space defined as the set of solutions of equation

$$a \cdot x + b \cdot y + c \cdot z + d = 0$$

for real numbers a, b, c and d such that at least one of the numbers a, b or c is not zero. Equivalently plane can be defined as a subset of Euclidean space which is isometric to Euclidean plane.

Sphere in the space is the direct analog of circle in the plane. Formally, *sphere* with center O and radius r is the set of points in the space which lie on the distance r from O .

Let A and B be two points on the unit sphere centered at O . The *spherical distance* from A to B (briefly AB_s) is defined as $|\angle AOB|$.

In the spherical geometry, the role of lines play the *great circles*; that is, the intersection of the sphere with a plane passing thru O .

Note that the great circles do not form lines in the sense of Definition 1.8. Also any two distinct great circles intersect at two antipodal points. In particular, the sphere does not satisfy the axioms of absolute plane.

Pythagorean theorem

Here is an analog of Pythagorean Theorems (6.10 and 16.8) in spherical geometry.

15.1. Theorem. *Let $\triangle_s ABC$ be a spherical triangle with right angle at C . Set $a = BC_s$, $b = CA_s$ and $c = AB_s$. Then*

$$\cos c = \cos a \cdot \cos b.$$

In the proof we will use the notion of scalar product which we are about to discuss.

Let A and B be two points in Euclidean space. Denote by $v_A = (x_A, y_A, z_A)$ and $v_B = (x_B, y_B, z_B)$ the position vectors of A and B correspondingly. The scalar product of two vectors v_A and v_B in \mathbb{R}^3 is defined as

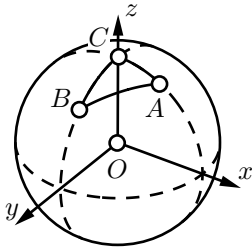
$$\textbf{1} \quad \langle v_A, v_B \rangle \stackrel{\text{def}}{=} x_A \cdot x_B + y_A \cdot y_B + z_A \cdot z_B.$$

Assume both vectors v_A and v_B are nonzero and φ is the angle measure between these two vectors. In this case the scalar product can be expressed the following way:

$$\langle v_A, v_B \rangle = |v_A| \cdot |v_B| \cdot \cos \varphi,$$

where

$$|v_A| = \sqrt{x_A^2 + y_A^2 + z_A^2}, \quad |v_B| = \sqrt{x_B^2 + y_B^2 + z_B^2}.$$



Now, assume the points A and B lie on the unit sphere in \mathbb{R}^3 centered at the origin. In this case $|v_A| = |v_B| = 1$. By **1** we get

$$\textbf{2} \quad \cos AB_s = \langle v_A, v_B \rangle.$$

Proof. Since the angle at C is right, we can choose coordinates in \mathbb{R}^3 so that $v_C = (0, 0, 1)$,

v_A lies in xz -plane, so $v_A = (x_A, 0, z_A)$ and v_B lies in yz -plane, so $v_B = (0, y_B, z_B)$.

Applying, ②, we get

$$\begin{aligned} z_A &= \langle v_C, v_A \rangle = \cos b, \\ z_B &= \langle v_C, v_B \rangle = \cos a. \end{aligned}$$

Applying, ② again, we get

$$\begin{aligned} \cos c &= \langle v_A, v_B \rangle = \\ &= x_A \cdot 0 + 0 \cdot y_B + z_A \cdot z_B = \\ &= \cos b \cdot \cos a. \end{aligned}$$

□

15.2. Exercise. Show that if $\triangle_s ABC$ be a spherical triangle with right angle at C and $AC_s = BC_s = \frac{\pi}{4}$, then $AB_s = \frac{\pi}{3}$.

Try to find two solutions, with and without using the spherical Pythagorean theorem.

Inversion of the space

The inversion in the sphere defined the same way as we define inversion in the circle.

Formally, let Σ be the sphere with center O and radius r . The *inversion* in Σ of a point P is the point $P' \in [OP)$ such that

$$OP \cdot OP' = r^2.$$

In this case, the sphere Σ will be called the *sphere of inversion* and its center is called *center of inversion*.

We also add ∞ to the space and assume that the center of inversion is mapped to ∞ and the other way around. The space \mathbb{R}^3 with the point ∞ will be called *inversive space*.

The inversion of the space has many properties of the inversion of the plane. Most important for us is the analogs of theorems 9.6, 9.7, 9.24 which can be summarized as follows.

15.3. Theorem. *The inversion in the sphere has the following properties:*

- (a) *Inversion maps sphere or plane into sphere or plane.*
- (b) *Inversion maps circle or line into circle or line.*
- (c) *Inversion preserves cross-ratio; that is, if A' , B' , C' and D' be the inversions of the points A , B , C and D correspondingly, then*

$$\frac{AB \cdot CD}{BC \cdot DA} = \frac{A'B' \cdot C'D'}{B'C' \cdot D'A'}.$$

- (d) *Inversion maps arcs into arcs.*
 (e) *Inversion preserves the absolute value of the angle measure between tangent half-lines to the arcs.*

We do not present the proofs here, but they nearly repeat the corresponding proofs in plane geometry. To prove (a), you will need in addition the following lemma; its proof is left to the reader.

15.4. Lemma. *Let Σ be a subset of Euclidean space which contains at least two points. Fix a point O in the space.*

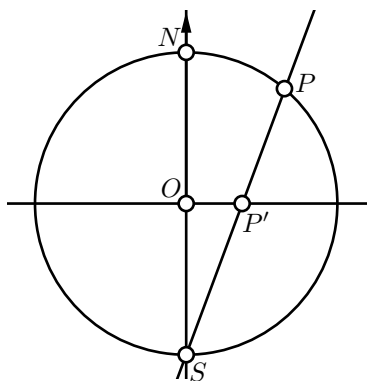
Then Σ is a sphere if and only if for any plane Π passing thru O , the intersection $\Pi \cap \Sigma$ is either empty set, one point set or a circle.

The following observation helps to reduce part (b) to part (a).

15.5. Observation. *Any circle in the space can be presented as an intersection of two spheres.*

Stereographic projection

Consider the unit sphere Σ centered at the origin $(0, 0, 0)$. This sphere can be described by equation $x^2 + y^2 + z^2 = 1$.



The plane thru
 P , O and S .

Denote by Π the xy -plane; it is defined by the equation $z = 0$. Clearly Π runs thru the center of Σ .

Denote by $N = (0, 0, 1)$ the “North Pole” and by $S = (0, 0, -1)$ be the “South Pole” of Σ ; these are the points on the sphere which have extremal distances to Π . Denote by Ω the “equator” of Σ ; it is the intersection $\Sigma \cap \Pi$.

For any point $P \neq S$ on Σ , consider the line (SP) in the space. This line intersects Π in exactly one point, denoted by P' . Set $S' = \infty$.

The map $\xi_s: P \mapsto P'$ is called *stereographic projection from Σ to Π*

from the South Pole. The inverse of this map $\xi_s^{-1}: P' \mapsto P$ is called *stereographic projection from Π to Σ from the South Pole.*

In the same way one can define *stereographic projections ξ_n and ξ_n^{-1} from the North Pole N .*

Note that $P = P'$ if and only if $P \in \Omega$.

Note that if Σ and Π are as above, then the composition of the stereographic projections $\xi_s: \Sigma \rightarrow \Pi$ and $\xi_s^{-1}: \Pi \rightarrow \Sigma$ from S are the

restrictions of the inversion in the sphere with center S and radius $\sqrt{2}$ to Σ and Π correspondingly.

From above and Theorem 15.3, it follows that the stereographic projection preserves the angles between arcs; more precisely *the absolute value of the angle measure* between arcs on the sphere.

This makes it particularly useful in cartography. A map of a big region of earth cannot be done in the constant scale, but using stereographic projection, one can keep the angles between roads the same as on earth.

In the following exercises, we assume that Σ , Π , Ω , O , S and N are as above.

15.6. Exercise. Show that $\xi_n \circ \xi_s^{-1}$, the composition of stereographic projections from Π to Σ from S , and from Σ to Π from N is the inversion of the plane Π in Ω .

15.7. Exercise. Show that a stereographic projection $\Sigma \rightarrow \Pi$ sends the great circles to circlines on the plane which intersects Ω at two opposite points.

15.8. Exercise. Fix a point $P \in \Pi$ and let Q be yet another point in Π . Denote by P' and Q' their stereographic projections to Σ . Set $x = PQ$ and $y = P'Q'_s$. Show that

$$\lim_{x \rightarrow 0} \frac{y}{x} = \frac{2}{1 + OP^2}.$$

Compare with Lemma 12.8.

Central projection

Let Σ be the unit sphere centered at the origin which will be denoted by O . Denote by Π^+ the plane defined by the equation $z = 1$. This plane is parallel to xy -plane and it passes thru the North Pole $N = (0, 0, 1)$ of Σ .

Recall that the northern hemisphere of Σ , is the subset of points $(x, y, z) \in \Sigma$ such that $z > 0$. The northern hemisphere will be denoted by Σ^+ .

Given a point $P \in \Sigma^+$, consider the half-line $[OP)$ and denote by P' the intersection of $[OP)$ and Π^+ . Note that if $P = (x, y, z)$, then $P' = (\frac{x}{z}, \frac{y}{z}, 1)$. It follows that $P \mapsto P'$ is a bijection between Σ^+ and Π^+ .

The described map $\Sigma^+ \rightarrow \Pi^+$ is called *central projection* of the hemisphere Σ^+ .

In spherical geometry, central projection is analogous to the projective model of hyperbolic plane which is discussed in Chapter 16.

Note that the central projection sends intersections of great circles with Σ^+ to the lines in Π^+ . The latter follows since great circles are formed by intersection of Σ with planes passing thru the origin and the lines in Π^+ are formed by intersection of Π^+ with these planes.

15.9. Exercise. Assume that N is the North Pole and $\triangle_s NBC$ has right angle at C and lies completely in the north hemisphere. Let $\triangle NB'C'$ be the image of $\triangle_s NBC$ under central projection.

Observe that $\triangle NB'C'$ has right angle at C' .

Set

$$\begin{aligned} a &= BC_s, & b &= CN_s, & c &= NB_s, \\ s &= B'C', & t &= C'N, & u &= NB'. \end{aligned}$$

Show that

$$s = \frac{\operatorname{tg} a}{\cos b}, \quad t = \operatorname{tg} b, \quad u = \operatorname{tg} c.$$

Use these identities together with the Euclidean Pythagorean theorem

$$u^2 = s^2 + t^2$$

for $\triangle NB'C'$ to prove spherical Pythagorean theorem

$$\cos c = \cos a \cdot \cos b$$

for $\triangle_s NBC$.

The following exercise is analogous to Exercise 16.4 in hyperbolic geometry.

15.10. Exercise. Let $\triangle_s ABC$ be a nondegenerate spherical triangle. Assume that the plane Π^+ is parallel to the plane passing thru A , B and C . Denote by A' , B' and C' the central projections of A , B and C .

- (a) Show that the midpoints of $[A'B']$, $[B'C']$ and $[C'A']$ are central projections of the midpoints of $[AB]_s$, $[BC]_s$ and $[CA]_s$ correspondingly.
- (b) Use part (a) to show that medians of spherical triangle intersect at one point.

Chapter 16

Projective model

The *projective model* is another model of hyperbolic plane discovered by Beltrami; it is often called *Klein model*. The projective and conformal models are saying exactly the same thing but in two different languages. Some problems in hyperbolic geometry admit simpler proof using the projective model and others have simpler proof in the conformal model. Therefore, it is worth to know both.

Special bijection of h-plane to itself

Consider the conformal disc model with absolute at the unit circle Ω centered at O . Choose a coordinate system (x, y) on the plane with origin at O , so the circle Ω is described by the equation $x^2 + y^2 = 1$.

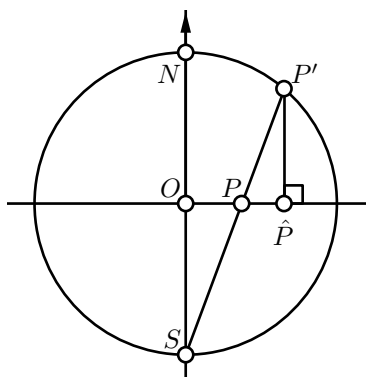
Let us think of our plane Π as it lies in the Euclidean space as the xy -plane. Denote by Σ the unit sphere centered at O ; it is described by the equation

$$x^2 + y^2 + z^2 = 1.$$

Set $S = (0, 0, -1)$ and $N = (0, 0, 1)$; these are the South and North Poles of Σ .

Consider stereographic projection $\Pi \rightarrow \Sigma$ from S ; given point $P \in \Pi$ denote its image in Σ as P' .

Note that the h-plane is mapped to the North Hemisphere; that is, to the set of points (x, y, z) in Σ described by inequality $z > 0$.



The plane thru P , O and S .

For a point $P' \in \Sigma$ consider its foot point \hat{P} on Π ; this is the closest point on Π from P' .

The composition $P \mapsto \hat{P}$ of these two maps is a bijection of h-plane to itself.

Note that $P = \hat{P}$ if and only if $P \in \Omega$ or $P = O$.

16.1. Exercise. Show that the map $P \mapsto \hat{P}$ described above can be described the following way: set $\hat{O} = O$ and for any other point P take $\hat{P} \in [OP)$ such that

$$O\hat{P} = \frac{2 \cdot x}{1 + x^2},$$

where $x = OP$.

16.2. Lemma. Let $(PQ)_h$ be an h-line with the ideal points A and B . Then $\hat{P}, \hat{Q} \in [AB]$.

Moreover,

$$\textcircled{1} \quad \frac{A\hat{Q} \cdot B\hat{P}}{\hat{Q}B \cdot \hat{P}A} = \left(\frac{AQ \cdot BP}{QB \cdot PA} \right)^2.$$

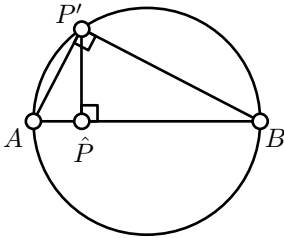
In particular, if A, P, Q, B appear on the line in the same order, then

$$PQ_h = \frac{1}{2} \cdot \ln \frac{A\hat{Q} \cdot B\hat{P}}{\hat{Q}B \cdot \hat{P}A}.$$

Proof. Consider the stereographic projection $\Pi \rightarrow \Sigma$ from the South Pole. Denote by P' and Q' the images of P and Q .

According to Theorem 15.3(c),

$$\textcircled{2} \quad \frac{AQ \cdot BP}{QB \cdot PA} = \frac{AQ' \cdot BP'}{Q'B \cdot P'A}.$$



The plane Λ .

By Theorem 15.3(e), each circline in Π which is perpendicular to Ω is mapped to a circle in Σ which is still perpendicular to Ω . It follows that the stereographic projection sends $(PQ)_h$ to the intersection of the north hemisphere of Σ with a plane, say Λ , perpendicular to Π .

Consider the plane Λ . It contains points A, B, P', \hat{P} and the circle $\Gamma = \Sigma \cap \Lambda$. (It also contains Q' and \hat{Q} but we will not use these points for a while.)

Note that

- ◇ $A, B, P' \in \Gamma$,
- ◇ $[AB]$ is a diameter of Γ ,
- ◇ $(AB) = \Pi \cap \Lambda$,
- ◇ $\hat{P} \in [AB]$
- ◇ $(P'\hat{P}) \perp (AB)$.

Since $[AB]$ is the diameter of Γ , by Corollary 8.6, the angle $\angle AP'B$ is right. Hence $\triangle A\hat{P}P' \sim \triangle AP'B \sim \triangle P'\hat{P}B$. In particular

$$\frac{AP'}{BP'} = \frac{A\hat{P}}{P'\hat{P}} = \frac{P'\hat{P}}{B\hat{P}}.$$

Therefore

$$\textcircled{3} \quad \frac{A\hat{P}}{B\hat{P}} = \left(\frac{AP'}{BP'} \right)^2.$$

The same way we get

$$\textcircled{4} \quad \frac{A\hat{Q}}{B\hat{Q}} = \left(\frac{AQ'}{BQ'} \right)^2.$$

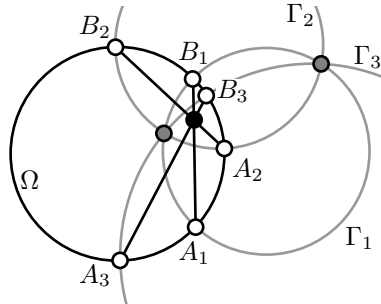
Finally note that $\textcircled{2} + \textcircled{3} + \textcircled{4}$ imply $\textcircled{1}$.

The last statement follows from $\textcircled{1}$ and the definition of h-distance. Indeed,

$$\begin{aligned} PQ_h &\stackrel{\text{def}}{=} \ln \frac{AQ \cdot BP}{QB \cdot PA} = \\ &= \ln \left(\frac{A\hat{Q} \cdot B\hat{P}}{\hat{Q}B \cdot \hat{P}A} \right)^{\frac{1}{2}} = \\ &= \frac{1}{2} \cdot \ln \frac{A\hat{Q} \cdot B\hat{P}}{\hat{Q}B \cdot \hat{P}A}. \end{aligned}$$

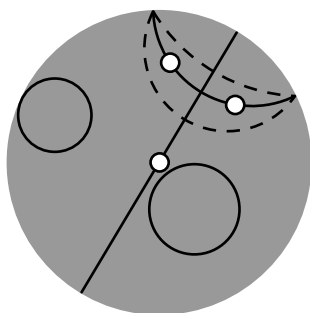
□

16.3. Exercise. Let Γ_1, Γ_2 and Γ_3 be three circles perpendicular to the circle Ω . Let us denote by $[A_1B_1]$, $[A_2B_2]$ and $[A_3B_3]$ the common chords of Ω and $\Gamma_1, \Gamma_2, \Gamma_3$ correspondingly. Show that the chords $[A_1B_1]$, $[A_2B_2]$ and $[A_3B_3]$ intersect at one point inside Ω if and only if Γ_1, Γ_2 and Γ_3 intersect at two points.

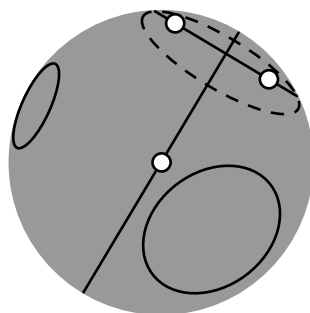


Projective model

The following picture illustrates the map $P \mapsto \hat{P}$ described in the previous section. If you take the picture on the left and apply the map $P \mapsto \hat{P}$, you get the picture on the right. The picture on the right gives a new way to look at the hyperbolic plane, which is called *projective model*. One may think of the map $P \mapsto \hat{P}$ as about translation from one language to the other.



Conformal model



Projective model

In the projective model things look different; some become simpler, other things become more complicated.

Lines. The h-lines in the projective model are formed by chords. More precisely, they are formed by the intersections of chords of the absolute with the h-plane.

Circles and equidistants. The h-circles and equidistants in the projective model are formed by the certain type of ellipses and their arcs. It follows since the stereographic projection sends circles on the plane to the circles on the unit sphere and the foot point projection of circle back to plane is formed by ellipse. (One may define ellipse as the foot point projection of a circle which lies in the space to the plane.)

Distance. To find the h-distance between the points P and Q in the projective model, you have to find the points of intersection, say A and B , of the Euclidean line (PQ) with the absolute; then, by Lemma 16.2,

$$PQ_h = \frac{1}{2} \cdot \ln \frac{AQ \cdot BP}{QB \cdot PA},$$

assuming the points A, P, Q, R appear on the line in the same order.

Angles. The angle measures in the projective model are very different from the Euclidean angles and it is hard to figure out by looking on

the picture. For example all the intersecting h-lines on the picture are perpendicular. There are two useful exceptions

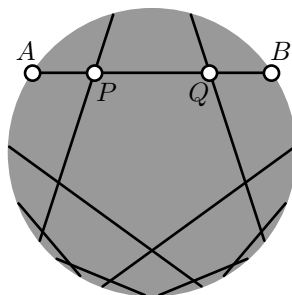
- ◊ If O is the center of absolute, then

$$\angle_h AOB = \angle AOB.$$

- ◊ If O is the center of absolute and $\angle OAB = \pm \frac{\pi}{2}$, then

$$\angle_h OAB = \angle OAB = \pm \frac{\pi}{2}.$$

To find the angle measure in the projective model, you may apply a motion of h-plane which moves the vertex of the angle to the center of absolute; once it is done the hyperbolic and Euclidean angles have the same measure.



Motions. The motions of h-plane in the conformal and projective models are relevant to inversive transformations and projective transformation in the same way. Namely:

- ◊ Any inversive transformations which preserve h-plane describe a motion of h-plane in the conformal model.
- ◊ Any projective transformation which preserve h-plane describes a motion in the projective model.

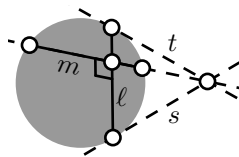
The following exercise is hyperbolic analog of Exercise 15.10. This is the first example of a statement which admits an easier proof using the projective model.

16.4. Exercise. Let P and Q be the point in h-plane which lie on the same distance from the center of absolute. Observe that in the projective model, h -midpoint of $[PQ]_h$ coincides with the Euclidean midpoint of $[PQ]_h$.

Conclude that if an h -triangle is inscribed in an h -circle, then its medians intersect at one point.

Think how to prove the same for a general h -triangle.

16.5. Exercise. Let ℓ and m are h-lines in the projective model. Denote by s and t the Euclidean lines tangent to the absolute at the ideal points of ℓ and denote by \tilde{m} the Euclidean line which contains m . Show that if the lines s , t and \tilde{m} meet at one point, then ℓ and m are perpendicular h-lines in the projective model.



16.6. Exercise. Give a proof of Proposition 12.1 using projective model.

16.7. Exercise. Use projective model to find the inradius of the ideal triangle.

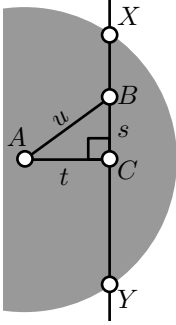
Hyperbolic Pythagorean theorem

16.8. Theorem. Assume that $\triangle_h ACB$ is a triangle in h -plane with right angle at C . Set $a = BC_h$, $b = CB_h$ and $c = AB_h$. Then

$$\textcircled{5} \quad \text{ch } c = \text{ch } a \cdot \text{ch } b.$$

where ch denotes hyperbolic cosine; that is, the function defined the following way

$$\text{ch } x \stackrel{\text{def}}{=} \frac{e^x + e^{-x}}{2}.$$



Proof. We will use projective model of h -plane with a unit circle as the absolute.

We can assume that A is the center of absolute. Therefore, both $\angle_h ACB$ and $\angle ACB$ are right.

Set $s = BC$, $t = CA$, $u = AB$. According to Euclidean Pythagorean theorem (6.10),

$$u^2 = s^2 + t^2.$$

Note that

$$b = \frac{1}{2} \cdot \ln \frac{1+t}{1-t};$$

therefore

$$\begin{aligned} \textcircled{6} \quad \text{ch } b &= \frac{\left(\frac{1+t}{1-t}\right)^{\frac{1}{2}} + \left(\frac{1-t}{1+t}\right)^{\frac{1}{2}}}{2} = \\ &= \frac{1}{\sqrt{1-t^2}}. \end{aligned}$$

The same way we get

$$c = \frac{1}{2} \cdot \ln \frac{1+u}{1-u}$$

and

$$\begin{aligned} \textcircled{7} \quad \text{ch } c &= \frac{\left(\frac{1+u}{1-u}\right)^{\frac{1}{2}} + \left(\frac{1-u}{1+u}\right)^{\frac{1}{2}}}{2} = \\ &= \frac{1}{\sqrt{1-u^2}}. \end{aligned}$$

Let X and Y are the ideal points of $(BC)_h$. Applying the Pythagorean theorem (6.10) again, we get

$$CX = CY = \sqrt{1-t^2}.$$

Therefore,

$$a = \frac{1}{2} \cdot \ln \frac{\sqrt{1-t^2} + s}{\sqrt{1-t^2} - s},$$

and

$$\begin{aligned} \textcircled{8} \quad \text{ch } a &= \frac{\left(\frac{\sqrt{1-t^2}+s}{\sqrt{1-t^2}-s}\right)^{\frac{1}{2}} + \left(\frac{\sqrt{1-t^2}-s}{\sqrt{1-t^2}+s}\right)^{\frac{1}{2}}}{2} = \\ &= \frac{\sqrt{1-t^2}}{\sqrt{1-t^2}-s^2} = \\ &= \frac{\sqrt{1-t^2}}{\sqrt{1-u^2}}. \end{aligned}$$

Finally note that $\textcircled{6}+\textcircled{7}+\textcircled{8}$ implies $\textcircled{5}$. □

Bolyai's construction

Assume we need to construct a line asymptotically parallel to the given line thru the given point. The initial configuration is given by three points, say P , A and B and we need to construct a line thru P which is asymptotically parallel to $\ell = (AB)$.

Note that ideal points do not lie in the h-plane, so there is no way to use them in the construction.

The following construction was given by Bolyai. We assume that you know a compass-and-ruler construction of the perpendicular line to the given line thru the given point; see the solution of Exercise 5.23.

16.9. Bolyai's construction.

1. Construct the line m thru P which perpendicular to ℓ . Denote by Q the foot point of P on ℓ .
2. Construct the line n thru P which perpendicular to m .

Chapter 17

Complex coordinates

In this chapter we give an interpretation of inversive geometry using complex coordinates. The results of this chapter will not be used in this book, but they lead to deeper understanding of both concepts.

Complex numbers

Informally, a complex number is a number that can be put in the form

$$\bullet \quad z = x + i \cdot y,$$

where x and y are real numbers and $i^2 = -1$.

The set of complex numbers will be further denoted by \mathbb{C} . If x , y and z as in \bullet , then x is called the real part and y the imaginary part of the complex number z . Briefly it is written as

$$x = \operatorname{Re} z \quad \text{and} \quad y = \operatorname{Im} z.$$

On the more formal level, a complex number is a pair of real numbers (x, y) with addition and multiplication described below. The formula $x + i \cdot y$ is only a convenient way to write the pair (x, y) .

$$\begin{aligned} (x_1 + i \cdot y_1) + (x_2 + i \cdot y_2) &\stackrel{\text{def}}{=} (x_1 + x_2) + i \cdot (y_1 + y_2); \\ (x_1 + i \cdot y_1) \cdot (x_2 + i \cdot y_2) &\stackrel{\text{def}}{=} (x_1 \cdot x_2 - y_1 \cdot y_2) + i \cdot (x_1 \cdot y_2 + y_1 \cdot x_2). \end{aligned}$$

Complex coordinates

Recall that one can think of Euclidean plane as the set of all pairs of real numbers (x, y) equipped with the metric

$$AB = \sqrt{(x_A - x_B)^2 + (y_A - y_B)^2}$$

where $A = (x_A, y_A)$ and $B = (x_B, y_B)$.

One can pack coordinates (x, y) of a point in the Euclidean plane, in one complex number $z = x + i \cdot y$. This way we get one-to-one correspondence between points of Euclidean plane and \mathbb{C} . Given a point $Z = (x, y)$, the complex number $z = x + i \cdot y$ is called *complex coordinate* of Z .

Note that if O , E and I are the points in the plane with complex coordinates 0 , 1 and i , then $\angle EOI = \pm \frac{\pi}{2}$. Further we assume that $\angle EOI = \frac{\pi}{2}$; if not, one has to change the direction of the y -coordinate.

Conjugation and absolute value

Let $z = x + i \cdot y$ and both x and y are real. Denote by Z the point in the plane with complex coordinate z .

If $y = 0$, we say that the complex number z is *real* and if $x = 0$ we say that z is *imaginary*. The set of points with real and imaginary complex coordinates form lines in the plane, which are called *real* and *imaginary* lines which will be denoted as \mathbb{R} and $i \cdot \mathbb{R}$.

The complex number $\bar{z} = x - iy$ is called *complex conjugate* of z .

Note that the point \bar{Z} with complex coordinate \bar{z} is the reflection of Z in the real line.

It is straightforward to check that

$$\textcircled{2} \quad x = \operatorname{Re} z = \frac{z + \bar{z}}{2}, \quad y = \operatorname{Im} z = \frac{z - \bar{z}}{i \cdot 2}, \quad x^2 + y^2 = z \cdot \bar{z}.$$

The last formula in $\textcircled{2}$ makes possible to express the quotient $\frac{w}{z}$ of two complex numbers w and $z = x + i \cdot y$:

$$\frac{w}{z} = \frac{1}{z \cdot \bar{z}} \cdot w \cdot \bar{z} = \frac{1}{x^2 + y^2} \cdot w \cdot \bar{z}.$$

Note that

$$\overline{z + w} = \bar{z} + \bar{w}, \quad \overline{z - w} = \bar{z} - \bar{w}, \quad \overline{z \cdot w} = \bar{z} \cdot \bar{w}, \quad \overline{z/w} = \bar{z}/\bar{w};$$

that is, complex conjugation *respects* all the arithmetic operations.

The value

$$\begin{aligned} |z| &= \sqrt{x^2 + y^2} = \\ &= \sqrt{z \cdot \bar{z}} \end{aligned}$$

is called *absolute value* of z . If $|z| = 1$, then z is called *unit complex number*.

Note that if Z and W are points in the Euclidean plane and z and w their complex coordinates, then

$$ZW = |z - w|.$$

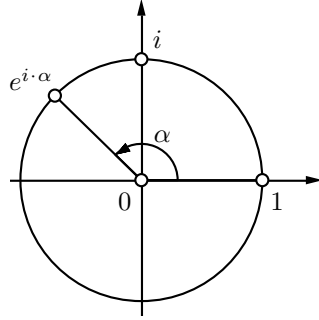
Euler's formula

Let α be a real number. The following identity is called *Euler's formula*.

$$\textcircled{3} \quad e^{i \cdot \alpha} = \cos \alpha + i \cdot \sin \alpha.$$

In particular, $e^{i \cdot \pi} = -1$ and $e^{i \cdot \frac{\pi}{2}} = i$.

Geometrically Euler's formula means the following. Assume that O and E are the point with complex coordinates 0 and 1 correspondingly. Assume $OZ = 1$ and $\angle EOZ \equiv \alpha$, then $e^{i \cdot \alpha}$ is the complex coordinate of Z . In particular, the complex coordinate of any point on the unit circle centered at O can be uniquely expressed as $e^{i \cdot \alpha}$ for some $\alpha \in (-\pi, \pi]$.



Why should you think that $\textcircled{3}$ is true? The proof of Euler's identity depends on the way you define exponent. If you never had to take exponent of imaginary number, you may take the right hand side in $\textcircled{3}$ as the definition of the $e^{i \cdot \alpha}$.

In this case formally nothing has to be proved, but it is better to check that $e^{i \cdot \alpha}$ satisfies familiar identities. Mainly,

$$e^{i \cdot \alpha} \cdot e^{i \cdot \beta} = e^{i \cdot (\alpha + \beta)}.$$

The latter can be proved using the following trigonometric formulas, which we assume to be known:

$$\begin{aligned} \cos(\alpha + \beta) &= \cos \alpha \cdot \cos \beta - \sin \alpha \cdot \sin \beta \\ \sin(\alpha + \beta) &= \sin \alpha \cdot \cos \beta + \cos \alpha \cdot \sin \beta \end{aligned}$$

If you know power series for sine, cosine and exponent, the following might also convince that $\textcircled{3}$ is the right definition.

$$\begin{aligned} e^{i \cdot \alpha} &= 1 + i \cdot \alpha + \frac{(i \cdot \alpha)^2}{2!} + \frac{(i \cdot \alpha)^3}{3!} + \frac{(i \cdot \alpha)^4}{4!} + \frac{(i \cdot \alpha)^5}{5!} + \dots = \\ &= 1 + i \cdot \alpha - \frac{\alpha^2}{2!} - i \cdot \frac{\alpha^3}{3!} + \frac{\alpha^4}{4!} + i \cdot \frac{\alpha^5}{5!} - \dots = \\ &= \left(1 - \frac{\alpha^2}{2!} + \frac{\alpha^4}{4!} - \dots \right) + i \cdot \left(\alpha - \frac{\alpha^3}{3!} + \frac{\alpha^5}{5!} - \dots \right) = \\ &= \cos \alpha + i \cdot \sin \alpha. \end{aligned}$$

Argument and polar coordinates

As above, assume that O and E denote the points with complex coordinates 0 and 1 correspondingly.

Let Z be the point distinct from O . Set $\rho = OZ$ and $\vartheta = \angle EOZ$. The pair (ρ, ϑ) is called *polar coordinates* of Z .

If z is the complex coordinate of Z , then $\rho = |z|$. The value ϑ is called argument of z (briefly, $\vartheta = \arg z$). In this case

$$z = \rho \cdot e^{i \cdot \vartheta} = \rho \cdot (\cos \vartheta + i \cdot \sin \vartheta).$$

Note that

$$\arg(z \cdot w) \equiv \arg z + \arg w \quad \text{and} \quad \arg \frac{z}{w} \equiv \arg z - \arg w$$

if $z, w \neq 0$. In particular, if Z, V, W be points with complex coordinates z, v and w correspondingly, then

$$\begin{aligned} \textcircled{4} \quad \angle VZW &= \arg \left(\frac{w - z}{v - z} \right) \equiv \\ &\equiv \arg(w - z) - \arg(v - z) \end{aligned}$$

once the left hand side is defined.

17.1. Exercise. Use the formula $\textcircled{4}$ to show that

$$\angle ZVW + \angle VWZ + \angle WZV \equiv \pi$$

for any $\triangle ZVW$ in the Euclidean plane.

17.2. Exercise. Assume that points V, W and Z have complex coordinates v, w and $v \cdot w$ correspondingly and the point O and E as above. Show that

$$\triangle OEV \sim \triangle OWZ.$$

The following Theorem is a reformulation of Theorem 8.10 which use complex coordinates.

17.3. Theorem. Let $\square UVWZ$ be a quadrilateral and u, v, w and z be the complex coordinates of its vertices. Then $\square UVWZ$ is inscribed if and only if the number

$$\frac{(v - u) \cdot (z - w)}{(v - w) \cdot (z - u)}$$

is real.

The value $\frac{(v-u) \cdot (w-z)}{(v-w) \cdot (z-u)}$ is called *complex cross-ratio*, it will be discussed in more details below.

17.4. Exercise. Observe that the complex number $z \neq 0$ is real if and only if $\arg z = 0$ or π ; in other words, $2 \cdot \arg z \equiv 0$.

Use this observation to show that Theorem 17.3 is indeed a reformulation of Theorem 8.10.

Möbius transformations

17.5. Exercise. Watch video “Möbius Transformations Revealed” by Douglas Arnold and Jonathan Rogness. (It is 3 minutes long and available on YouTube.)

The complex plane \mathbb{C} extended by one ideal number ∞ is called extended complex plane. It is denoted by $\hat{\mathbb{C}}$, so $\hat{\mathbb{C}} = \mathbb{C} \cup \{\infty\}$

Möbius transformation of $\hat{\mathbb{C}}$ is a function of one complex variable z which can be written as

$$f(z) = \frac{a \cdot z + b}{c \cdot z + d},$$

where the coefficients a, b, c, d are complex numbers satisfying $a \cdot d - b \cdot c \neq 0$. (If $a \cdot d - b \cdot c = 0$ the function defined above is a constant and is not considered to be a Möbius transformation.)

In case $c \neq 0$, we assume that

$$f(-d/c) = \infty \quad \text{and} \quad f(\infty) = a/c;$$

and if $c = 0$ we assume

$$f(\infty) = \infty.$$

Elementary transformations

The following three types of Möbius transformations are called *elementary*.

1. $z \mapsto z + w$,
2. $z \mapsto w \cdot z$ for $w \neq 0$,
3. $z \mapsto \frac{1}{z}$.

The geometric interpretations. As before we will denote by O the point with complex coordinate 0.

The first map $z \mapsto z + w$, corresponds to so called *parallel translation* of Euclidean plane, its geometric meaning should be evident.

The second map is called *rotational homothety* with center at O . That is, the point O maps to itself and any other point Z maps to a point Z' such that $OZ' = |w| \cdot OZ$ and $\angle ZOZ' = \arg w$.

The third map can be described as a composition of inversion in the unit circle centered at O and the reflection in \mathbb{R} (the composition can be taken in any order). Indeed, $\arg z \equiv -\arg \frac{1}{\bar{z}}$. Therefore,

$$\arg z = \arg(1/\bar{z});$$

that is, if the points Z and Z' have complex coordinates z and $1/\bar{z}$, then $Z' \in [OZ)$. Clearly $OZ = |z|$ and $OZ' = |1/\bar{z}| = \frac{1}{|z|}$. Therefore, Z' is the inversion of Z in the unit circle centered at O . Finally the reflection of Z' in \mathbb{R} , has complex coordinate $\frac{1}{z} = \overline{(1/\bar{z})}$.

17.6. Proposition. *A map $f: \hat{\mathbb{C}} \rightarrow \hat{\mathbb{C}}$ is a Möbius transformation if and only if it can be expressed as a composition of elementary Möbius transformation.*

Proof; (\Rightarrow). Consider, the Möbius transformation

$$f(z) = \frac{a \cdot z + b}{c \cdot z + d}.$$

It is straightforward to check that

$$\textcircled{5} \quad f(z) = f_4 \circ f_3 \circ f_2 \circ f_1(z),$$

where

$$\begin{aligned} \diamond f_1(z) &= z + \frac{d}{c}, \\ \diamond f_2(z) &= \frac{1}{z}, \\ \diamond f_3(z) &= -\frac{a \cdot d - b \cdot c}{c^2} \cdot z, \\ \diamond f_4(z) &= z + \frac{a}{c} \end{aligned}$$

if $c \neq 0$ and

$$\begin{aligned} \diamond f_1(z) &= \frac{a}{d} \cdot z, \\ \diamond f_2(z) &= z + \frac{b}{d}, \\ \diamond f_3(z) &= f_4(z) = z \end{aligned}$$

if $c = 0$.

(\Leftarrow). We need to show that composing elementary transformations, we can only get Möbius transformations. Note that it is sufficient to check that composition of a Möbius transformations

$$f(z) = \frac{a \cdot z + b}{c \cdot z + d}.$$

with any elementary transformation is a Möbius transformations.

The latter is done by means of direct calculations.

$$\begin{aligned}\frac{a \cdot (z + w) + b}{c \cdot (z + w) + d} &= \frac{a \cdot z + (b + a \cdot w)}{c \cdot z + (d + c \cdot w)}, \\ \frac{a \cdot (w \cdot z) + b}{c \cdot (w \cdot z) + d} &= \frac{(a \cdot w) \cdot z + b}{(c \cdot w) \cdot z + d}, \\ \frac{a \cdot \frac{1}{z} + b}{c \cdot \frac{1}{z} + d} &= \frac{b \cdot z + a}{d \cdot z + c}.\end{aligned}$$

□

17.7. Corollary. *The image of circline under Möbius transformation is a circline.*

Proof. By Proposition 17.6, it is sufficient to check that each elementary transformation sends circline to circline.

For the first and second elementary transformation the latter is evident.

As it was noted above, the map $z \mapsto \frac{1}{z}$ is a composition of inversion and reflection. By Theorem 9.11, inversion sends circline to circline. Hence the result follows. □

17.8. Exercise. *Show that inverse of Möbius transformation is a Möbius transformation.*

17.9. Exercise. *Given distinct values $z_0, z_1, z_\infty \in \hat{\mathbb{C}}$, construct a Möbius transformation f such that $f(z_0) = 0$, $f(z_1) = 1$ and $f(z_\infty) = \infty$. Show that such transformation is unique.*

17.10. Exercise. *Show that any inversion is complex conjugate to a Möbius transformation.*

Complex cross-ratio

Given four distinct complex numbers u, v, w, z , the complex number

$$\frac{(u - w) \cdot (v - z)}{(v - w) \cdot (u - z)}$$

is called *complex cross-ratio*; it will be denoted by $(u, v; w, z)$.

If one of the numbers u, v, w, z , is ∞ , then the complex cross-ratio has to be defined by taking the appropriate limit; in other words, we assume that $\frac{\infty}{\infty} = 1$. For example,

$$(u, v; w, \infty) = \frac{(u - w)}{(v - w)}.$$

Assume that U, V, W and Z be the points with complex coordinates u, v, w and z correspondingly. Note that

$$\begin{aligned}\frac{UW \cdot VZ}{VW \cdot UZ} &= |(u, v; w, z)|, \\ \angle WUZ + \angle ZVW &= \arg \frac{u-w}{u-z} + \arg \frac{v-z}{v-w} \equiv \\ &\equiv \arg(u, v; w, z).\end{aligned}$$

It makes possible to reformulate Theorem 9.6 using the complex coordinates the following way.

17.11. Theorem. *Let $\square UWVZ$ and $\square U'W'V'Z'$ be two quadrilaterals such that the points U', W', V' and Z' are inversions of U, W, V , and Z correspondingly. Assume u, w, v, z, u', w', v' and z' be the complex coordinates of U, W, V, Z, U', W', V' and Z' correspondingly.*

Then

$$(u', v'; w', z') = \overline{(u, v; w, z)}.$$

The following Exercise is a generalization of the Theorem above. It admits a short and simple solution which use Proposition 17.6.

17.12. Exercise. *Show that complex cross-ratios are invariant under Möbius transformations.*

That is, if a Möbius transformation maps four distinct complex numbers u, v, w, z to complex numbers u', v', w', z' respectively, then

$$(u', v'; w', z') = (u, v; w, z).$$

Schwarz–Pick theorem

The following theorem shows that the metric in the conformal disc model naturally appears in other branches of mathematics. We do not give a proof, but it can be found in any textbook on geometric complex analysis.

Let us denote by \mathbb{D} the unit disc in the complex plane centered at 0; that is, a complex number z belongs to \mathbb{D} if and only if $|z| < 1$.

Let us use the disc \mathbb{D} as h-plane in the conformal disc model; the h-distance between $z, w \in \mathbb{D}$ will be denoted by $d_h(z, w)$.

A function $f: \mathbb{D} \rightarrow \mathbb{C}$ is called *holomorphic* if for every $z \in \mathbb{D}$ there is a complex number s such that

$$f(z+w) = f(z) + s \cdot w + o(|w|).$$

In other words, f is *complex-differentiable* at any $z \in \mathbb{D}$. The number s above is called derivative of f at z and denoted by $f'(z)$.

17.13. Schwarz–Pick theorem. Assume $f: \mathbb{D} \rightarrow \mathbb{D}$ is a holomorphic function. Then

$$d_h(f(z), f(w)) \leq d_h(z, w)$$

for any $z, w \in \mathbb{D}$.

Moreover, if equality holds for one pair of distinct numbers $z, w \in \mathbb{D}$, then it holds for any pair and $f: \mathbb{D} \rightarrow \mathbb{D}$ is a motion of the h -plane.

17.14. Exercise. Show that Schwarz lemma stated below follows from Schwarz–Pick theorem.

17.15. Schwarz lemma. Let $f: \mathbb{D} \rightarrow \mathbb{D}$ be a holomorphic function and $f(0) = 0$. Then $|f(z)| \leq |z|$ for any $z \in \mathbb{D}$.

Moreover, if equality holds for some $z \neq 0$, then there is a unit complex number u such that $f(z) = u \cdot z$ for any $z \in \mathbb{D}$.

Chapter 18

Geometric constructions

Geometric constructions has great pedagogical value as an introduction to mathematical proofs. We were using construction problems everywhere starting from Chapter 5.

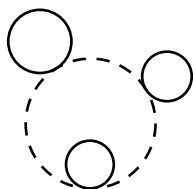
In this chapter we briefly discuss the classical results in geometric constructions.

Classical problems

In this section we list couple of classical construction problems; each known for more than thousand years. The solutions of the following two problems are quite nontrivial.

18.1. Problem of Brahmagupta. *Construct an inscribed quadrilateral with the given sides.*

18.2. Problem of Apollonius. *Construct a circle which is tangent to the three given circles.*



The following exercise is a simplified version of the problem of Apollonius, which is still nontrivial.

18.3. Exercise. *Construct a circle which pass thru the given point and tangent to two intersecting lines.*

The following three problems cannot be solved in principle; that is, the needed compass-and-ruler construction does not exist.

Doubling the cube. *Construct the side of a new cube, which has volume twice bigger than the volume of the given cube.*

In other words, given a segment of length a one needs to construct a segment of length $\sqrt[3]{2} \cdot a$.

Squaring the circle. *Construct a square with the same area as the given circle.*

If r is the radius of the given circle, we need to construct a segment of length $\sqrt{\pi} \cdot r$.

Angle trisection. *Divide the given angle into three equal angles.*

In fact, there is no compass-and-ruler construction which trisects angle with measure $\frac{\pi}{3}$. Existence of such construction would imply constructability of regular 9-gon which is prohibited by the following famous result.

18.4. Gauss–Wantzel theorem. *A regular n -gon is constructable with ruler and compass if and only if n is the product of a power of 2 and any number of distinct Fermat primes.*

The *Fermat prime* is a prime numbers of the form $2^k + 1$ for some integer k . Only five Fermat primes are known today:

$$3, 5, 17, 257, 65537.$$

For example,

- ◊ one can construct a regular 340-gon since $340 = 2^2 \cdot 5 \cdot 17$ and 5 as well as 17 are Fermat primes;
- ◊ one cannot construct a regular 7-gon since 7 is not a Fermat prime;
- ◊ one cannot construct a regular 9-gon; altho $9 = 3 \cdot 3$ is a product of two Fermat primes, these primes are not distinct.

The impossibility of these constructions was proved only in 19th century. The method used in the proofs is indicated in the next section.

Constructable numbers

In the classical compass-and-ruler constructions initial configuration can be completely described by a finite number of points; each line is defined by two points on it and each circle is described by its center and a point on it (equivalently, you may describe a circle by tree points on it).

The same way the result of construction can be described by a finite collection of points.

Choose a coordinate system, such that one of the initial points as the origin $(0, 0)$ and yet another initial point has coordinates $(1, 0)$. In

this coordinate system, the initial configuration of n points is described by $2 \cdot n - 4$ numbers, their coordinates, say $(x_3, y_3, x_4, y_4, \dots, x_n, y_n)$.

It turns out that the coordinates of any point constructed with compass and ruler can be written thru the numbers $x_3, y_3, x_4, y_4, \dots, x_n, y_n$ using the four arithmetic operations “+”, “-”, “.”, “/” and the square root “ $\sqrt{}$ ”.

For example, assume we want to find the points $X_1 = (x_1, y_1)$ and $X_2 = (x_2, y_2)$ of intersection of a line passing thru $A = (x_A, y_A)$ and $B = (x_B, y_B)$ and the circle with center $O = (x_O, y_O)$ which pass thru a point $W = (x_W, y_W)$. Let us write the equations of these circle and line in the coordinates (x, y) :

$$\begin{cases} (x - x_O)^2 + (y - y_O)^2 = (x_W - x_O)^2 + (y_W - y_O)^2 \\ (x - x_A) \cdot (y_B - y_A) = (y - y_A) \cdot (x_B - x_A) \end{cases}$$

Expressing y from the second equation and substituting the result in the first one, gives us a quadratic equation in x , which can be solved using “+”, “-”, “.”, “/” and “ $\sqrt{}$ ” only.

The same can be performed for the intersection of two circles. The intersection of two lines is even simpler; it described as a solution of two linear equations and can be expressed using only four arithmetic operations; the square root “ $\sqrt{}$ ” is not needed.

On the other hand, it is easy to produce compass-and-ruler constructions which produce a segment of length $a + b$ and $a - b$ from two given segments of lengths $a > b$.

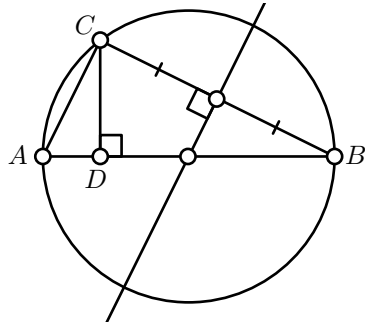
To perform “.”, “/” and “ $\sqrt{}$ ” consider the following diagram. Let $[AB]$ be diameter of a circle; Consider point C on the circle and let D be the foot point of C on $[AB]$. Note that

$$\triangle ABC \sim \triangle ACD \sim \triangle BDC.$$

It follows that $AD \cdot DC = BD^2$.

Using this diagram, one should guess the compass-and-ruler constructions which produce a segments of lengths $\sqrt{a \cdot b}$ and $\frac{a^2}{b}$. Say to construct $\sqrt{a \cdot b}$ one can do the following: (1) construct points A, B and $D \in [AB]$ such that $AD = a$ and $BD = b$ (2) construct a circle Γ with diameter $[AB]$ (3) draw the perpendicular ℓ thru D to (AB) (4) let C be an intersection of Γ and ℓ . Then $DC = \sqrt{a \cdot b}$.

Taking 1 for a or b above we can produce \sqrt{a} , a^2 , $\frac{1}{b}$. Further combining these constructions we can produce $a \cdot b = (\sqrt{a \cdot b})^2$, $\frac{a}{b} = a \cdot \frac{1}{b}$.



In other words we produced a *compass-and-ruler calculator*, which can do “+”, “−”, “.”, “/” and “ $\sqrt{}$ ”.

The discussion above gives a sketch of the proof of the following theorem:

18.5. Theorem. *Assume that initial configuration of geometric construction is given by points $A_1 = (0, 0)$, $A_2 = (1, 0)$, $A_3 = (x_3, y_3), \dots, A_n = (x_n, y_n)$. Then a point $X = (x, y)$ can be constructed using a compass-and-ruler construction if and only if both coordinates x and y can be expressed from the integer numbers and $x_3, y_3, x_4, y_4, \dots, x_n, y_n$ using the arithmetic operations “+”, “−”, “.”, “/” and the square root “ $\sqrt{}$ ”.*

The numbers which can be expressed from the given numbers using the arithmetic operations and the square root “ $\sqrt{}$ ” are called *constructable*; if the list of given numbers is not given, then we can only use the integers.

The theorem above translates any compass-and-ruler construction problem into purely algebraic language. For example:

- ◇ Impossibility of solution for doubling cube problem states that $\sqrt[3]{2}$ is not a constructable number. That is $\sqrt[3]{2}$ cannot be expressed thru integers using “+”, “−”, “.”, “/” and “ $\sqrt{}$ ”.
- ◇ Impossibility of solution for squaring the circle states that $\sqrt{\pi}$, or equivalently π , is not a constructable number.
- ◇ Gauss–Wantzel theorem tells for which integers n the number $\cos \frac{2\pi}{n}$ is constructable.

Some of these statements might look evident, but a rigorous proofs require some knowledge of abstract algebra (namely, field theory) which is out of scope of this book.

In the next section we discuss a similar but simpler examples of impossible constructions with an unusual tool.

Constructions with set square

Set square is a construction tool which can produce a line thru the given point which makes angle $\frac{\pi}{2}$ or $\pm\frac{\pi}{4}$ with the given line.



18.6. Exercise. *Trisect the given segment with ruler and set square.*

Consider ruler-and-set-square construction. Using the same idea as in the previous section, we can define *ruler-and-set-square constructable numbers* and prove the following analog of Theorem 18.5.

18.7. Theorem. *Assume that initial configuration of geometric construction is given by points $A_1 = (0, 0)$, $A_2 = (1, 0)$, $A_3 = (x_3, y_3), \dots, A_n = (x_n, y_n)$. Then a point $X = (x, y)$ can be constructed using a ruler-and-set-square construction if and only if both coordinates x and y can be expressed from the integer numbers and $x_3, y_3, x_4, y_4, \dots, x_n, y_n$ using the arithmetic operations “+”, “−”, “.”, “/”.*

We omit the proof of this theorem, but it can be build on the ideas described in the previous section. Let us show how to use this theorem to show impossibility of some constructions with ruler and set square.

Note that if all the coordinates $x_3, y_3, \dots, x_n, y_n$ are rational numbers, then the theorem above implies that with ruler and set square one can only construct the points with rational coordinates. A point with both rational coordinates is called *rational*, and if at least one of the coordinates is irrational, then the point is called *irrational*.

18.8. Exercise. *Show that an equilateral triangle in Euclidean plane has at least one irrational point.*

Conclude that with ruler and set square one cannot construct an equilateral triangle.

18.9. Exercise. *Make a ruler-and-set-square construction which verifies if the given triangle is equilateral. (We assume that we can “verify” if two constructed points coincide.)*

More impossible constructions

In this section we discuss yet another source of impossible constructions.

Recall that a *circumtool* produces a circle passing thru given three points or a line if all three points lie on one line. Let us restate Exercise 9.9.

Exercise. *Show that with circumtool only, it is impossible to construct the center of given circle Γ .*

Remark. In geometric constructions we allow to choose some free points, say any point on the plane, or a point on a constructed line, or a point which does not lie on a constructed line and so on.

In principle, when you make such a free choice it is possible to mark the center of Γ by an accident. Nevertheless, we do not accept such coincidence as true construction; we say that a construction produce the center if it produce it for any free choices.

Solution. Arguing by contradiction, assume we have a construction of the center.

Apply to whole construction an inversion in a circle perpendicular to Γ . According to Corollary 9.15, the circle Γ maps to itself. Since inversion sends circline to circline, we get that all construction is mapped to an equivalent construction; that is, a construction with different choice of free points.

According to Exercise 9.8, the inversion sends the center of Γ to another point. That is, following the same construction, we can end up at a different point, a contradiction. \square

18.10. Exercise. *Show that there is no circumtool-only construction which verifies if the given point is the center of given circle. (We assume that we can only “verify” if two constructed points coincide.)*

A similar example of impossible constructions for ruler and parallel tool is given in Exercise 13.6.

Let us discuss yet another example for ruler-only construction. Note that ruler-only constructions are invariant with respect to the projective transformations. In particular, to solve the following exercise, it is sufficient to construct a projective transformation which fix two points A and B and moves its midpoint.

18.11. Exercise. *Show that midpoint of given segment cannot be constructed with ruler only.*

The following theorem is a stronger version of the exercise above.

18.12. Theorem. *The center of given circle cannot be constructed with ruler only.*

Proof. To prove this theorem it is sufficient to construct a projective transformation which sends the given circle Γ to a circle, say Γ' but the center of Γ' is not the image of center of Γ .

Let Γ be a circle which lies in the plane Π in the Euclidean space.

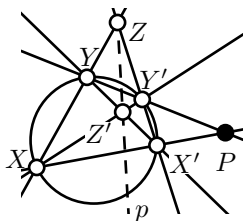
By Theorem 15.3, inversion of circle in a sphere is a circle or a line. Fix a sphere Σ with center O so that the inversion Γ' of Γ is a circle and the plane Π' containing Γ' is not parallel to Π ; any sphere Σ in general position will do.

Denote by Z and Z' the centers of Γ and Γ' . Note that $Z' \notin (OZ)$. It follows that the perspective projection $\Pi \rightarrow \Pi'$ with center at O sends Γ to Γ' , but Z' is not the image of Z . \square

Construction of polar

Assume Γ is a circle in the plane. Given point P consider two chords $[XX']$ and $[YY']$ of Γ such that $(XX') \cap (YY') = P$. Let $Z = (XY) \cap (X'Y')$ and $Z' = (XY') \cap (X'Y)$ and $p = (ZZ')$. If $P \in \Gamma$ we assume that p is the tangent to Γ at P .

18.13. Claim. *The line $p = (ZZ')$ does not depend on the choice of chords. Moreover, $P \mapsto p$ is a duality (see page 117).*



The line p is called polar of P with respect to Γ . The same way the point P is called polar of the line p with respect to Γ .

We will not give a proof of this claim, but will try to use it in the constructions.

18.14. Exercise. *Let p be the polar line of point P with respect to the circle Γ . Assume that p intersects Γ at points V and W . Show that the lines (PV) and (PW) are tangent to Γ .*

Come up with a ruler-only construction of the tangent lines to the given circle thru the given point.

18.15. Exercise. *Assume two concentric circles Γ and Γ' are given. Construct the common center of Γ and Γ' with ruler only.*

Chapter 19

Area

Historically, the notion of area inspired the development of so called *Lebesgue measure*. We will use Lebesgue measure to define of area.

The construction of Lebesgue measure typically use the method of coordinates and it is included in any textbook in Real Analysis. The usage of Lebesgue measure is packed in Theorem 19.7 and it is given without proof. Based on this theorem, we develop the concept of area with no cheating.

We choose this approach since any rigorous introduction to area is tedious. We do not want to cheat and at the same time we do not want to waste readers time; soon or later you will have to learn Lebesgue measure if it is not already done.

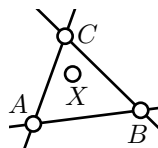
Solid triangles

We say that a point X lies *inside* a nondegenerate triangle $\triangle ABC$ if the following three condition hold:

- ◊ A and X lie on the same side from the line (BC) ;
- ◊ B and X lie on the same side from the line (CA) ;
- ◊ C and X lie on the same side from the line (AB) .

The set of all points inside $\triangle ABC$ and on its sides $[AB]$, $[BC]$, $[CA]$ will be called *solid triangle* and denoted by $\blacktriangle ABC$.

19.1. Exercise. Show that solid triangle is convex; that is, if $X, Y \in \blacktriangle ABC$, then $[XY] \subset \blacktriangle ABC$.



The notations $\triangle ABC$ and $\blacktriangle ABC$ look similar, they also have close but different meanings, which better not to be confused. Recall

that $\triangle ABC$ is an ordered triple of distinct points (see page 17), while $\blacktriangle ABC$ is an infinite set of points.

In particular, $\blacktriangle ABC = \blacktriangle BAC$. Indeed, any point which belong to the set $\blacktriangle ABC$ also belongs to the set $\blacktriangle BAC$ and the other way around. On the other hand, $\triangle ABC \neq \triangle BAC$ simply because the sequence of points (A, B, C) is distinct from the sequence (B, A, C) .

Also, in general $\triangle ABC \not\cong \triangle BAC$, but it is always true that $\blacktriangle ABC \cong \blacktriangle BAC$, where congruence of the sets $\blacktriangle ABC$ and $\blacktriangle BAC$ is understood the following way.

19.2. Definition. Two sets \mathcal{S} and \mathcal{T} in the plane are called congruent (briefly $\mathcal{S} \cong \mathcal{T}$) if $\mathcal{T} = f(\mathcal{S})$ for some motion f of the plane.

If $\triangle ABC$ is not degenerate and

$$\blacktriangle ABC \cong \blacktriangle A'B'C',$$

then after relabeling the vertices of $\triangle ABC$ we will have

$$\triangle ABC \cong \triangle A'B'C'.$$

The existence of such relabeling follow from the exercise.


19.3. Exercise. Let $\triangle ABC$ be nondegenerate and $X \in \blacktriangle ABC$. Show that X is a vertex of $\triangle ABC$ if and only if there is a line ℓ which intersects $\blacktriangle ABC$ at the single point X .

Polygonal sets

Elementary set on the plane is a set of one of the following three types:

- ◇ one-point set;
- ◇ segment;
- ◇ solid triangle.

A set in the plane is called *polygonal* if it can be presented as a union of finite collection of elementary sets.



According to this definition, empty set \emptyset is a polygonal set. Indeed, \emptyset is a union of an empty collection of elementary sets.

A polygonal set is called *degenerate* if it can be presented as union of finite number of one-point sets and segments.

If X and Y lie on the opposite sides of the line (AB) , then the union $\blacktriangle AXB \cup \blacktriangle BYA$ is a polygonal set which is called *solid quadrilateral* and denoted by $\blacksquare AXBY$. In particular, we can talk about *solid parallelograms*, *rectangles* and *squares*.

Typically a polygonal set admits many presentation as union of finite collection of elementary sets. For example, if $\square AXY$ is a parallelogram, then



$$\blacksquare AXY = \blacktriangle AXB \cup \blacktriangle BYA = \blacktriangle XAY \cup \blacktriangle YBX.$$

19.4. Exercise. Show that a solid square is not degenerate.

19.5. Exercise. Show that a circle is not a polygonal set.

Definition of area

19.6. Claim. For any two polygonal sets \mathcal{P} and \mathcal{Q} , the union $\mathcal{P} \cup \mathcal{Q}$ as well as the intersection $\mathcal{P} \cap \mathcal{Q}$ are also polygonal sets.

A class of sets which closed with respect to union and intersection is called a *ring of sets*. The claim above, therefore, states that polygonal sets in the plane form a ring of sets.

Informal proof. Let us present \mathcal{P} and \mathcal{Q} as a union of finite collection of elementary sets $\mathcal{P}_1, \dots, \mathcal{P}_k$ and $\mathcal{Q}_1, \dots, \mathcal{Q}_n$ correspondingly.

Note that

$$\mathcal{P} \cup \mathcal{Q} = \mathcal{P}_1 \cup \dots \cup \mathcal{P}_k \cup \mathcal{Q}_1 \cup \dots \cup \mathcal{Q}_n.$$

Therefore, $\mathcal{P} \cup \mathcal{Q}$ is polygonal.

Note that the union of all sets $\mathcal{P}_i \cap \mathcal{Q}_j$ forms $\mathcal{P} \cap \mathcal{Q}$.

Therefore, in order to show that $\mathcal{P} \cap \mathcal{Q}$ is polygonal, it is sufficient to show that each $\mathcal{P}_i \cap \mathcal{Q}_j$ is polygonal for any pair i, j .

The diagram should suggest an idea for the proof of the latter statement in case if \mathcal{P}_i and \mathcal{Q}_j are solid triangles. The other cases are simpler; a formal proof can be built on Exercise 19.1 \square



The following theorem defines the area as a function which returns a real number for any polygonal set and satisfying certain conditions. We omit the proof of this theorem. It follows from the construction of Lebesgue measure which can be found in any text book on Real Analysis.

19.7. Theorem. For each polygonal set \mathcal{P} in the Euclidean plane there is a real number s called area of \mathcal{P} (briefly $s = \text{area } \mathcal{P}$) such that

$$\text{area } \emptyset = 0 \quad \text{and} \quad \text{area } \mathcal{K} = 1$$

where \mathcal{K} a solid square with unit side and the conditions

$$\begin{aligned}\mathcal{P} \cong \mathcal{Q} &\Rightarrow \text{area } \mathcal{P} = \text{area } \mathcal{Q}; \\ \mathcal{P} \subset \mathcal{Q} &\Rightarrow \text{area } \mathcal{P} \leq \text{area } \mathcal{Q}; \\ \text{area } \mathcal{P} + \text{area } \mathcal{Q} &= \text{area}(\mathcal{P} \cup \mathcal{Q}) + \text{area}(\mathcal{P} \cap \mathcal{Q})\end{aligned}$$

hold for any two polygonal sets \mathcal{P} and \mathcal{Q} .

Moreover, the area function

$$\mathcal{P} \mapsto \text{area } \mathcal{P}$$

is uniquely defined by the above conditions.

19.8. Proposition. For any polygonal set \mathcal{P} in the Euclidean plane, we have

$$\text{area } \mathcal{P} \geq 0.$$

Proof. Since $\emptyset \subset \mathcal{P}$, we get

$$\text{area } \emptyset \leq \text{area } \mathcal{P}.$$

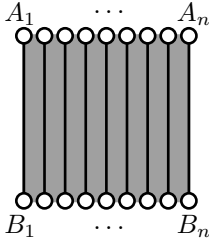
Since $\text{area } \emptyset = 0$ the result follows. \square

Vanishing area and subdivisions

19.9. Proposition. Any one-point set as well as any segment in the Euclidean plane have vanishing area.

Proof. Fix a line segment $[AB]$. Consider a solid square $\blacksquare ABCD$.

Note that given a positive integer n , there are n disjoint segments $[A_1B_1], \dots, [A_nB_n]$ in $\blacksquare ABCD$, such that each $[A_iB_i]$ is congruent to $[AB]$ in the sense of the Definition 19.2.



Applying the last identity in Theorem 19.7 few times, we get

$$\begin{aligned}n \cdot \text{area}[AB] &= \text{area}([A_1B_1] \cup \dots \cup [A_nB_n]) \leq \\ &\leq \text{area}(\blacksquare ABCD)\end{aligned}$$

That is

$$\text{area}[AB] \leq \frac{1}{n} \cdot \text{area}(\blacksquare ABCD)$$

for any positive integer n . Therefore, $\text{area}[AB] \leq 0$.

On the other hand, by Proposition 19.8,

$$\text{area}[AB] \geq 0.$$

Hence the result follows.

For any one-point set $\{A\}$ we have $\emptyset \subset \{A\} \subset [AB]$. Therefore,

$$0 \leq \text{area}\{A\} \leq \text{area}[AB] = 0.$$

Hence $\text{area}\{A\} = 0$. □

19.10. Corollary. *Any degenerate polygonal set in the Euclidean plane has vanishing area.*

Proof. Let \mathcal{P} be a degenerate set, say

$$\mathcal{P} = [A_1B_1] \cup \cdots \cup [A_nB_n] \cup \{C_1, \dots, C_k\}.$$

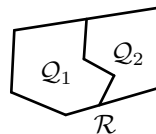
Applying Theorem 19.7 together with Proposition 19.8, we get

$$\begin{aligned} \text{area } \mathcal{P} &\leq \text{area}[A_1B_1] + \cdots + \text{area}[A_nB_n] + \\ &\quad + \text{area}\{C_1\} + \cdots + \text{area}\{C_k\}. \end{aligned}$$

By Proposition 19.9, the right hand side vanish.

On the other hand, by Proposition 19.8, $\text{area } \mathcal{P} \geq 0$; hence the statement follows. □

We say that polygonal set \mathcal{P} is *subdivided* into two polygonal sets \mathcal{Q}_1 and \mathcal{Q}_2 if $\mathcal{P} = \mathcal{Q}_1 \cup \mathcal{Q}_2$ and the intersection $\mathcal{Q}_1 \cap \mathcal{Q}_2$ is a degenerate polygonal set. (Recall that according to Claim 19.6, the set $\mathcal{Q}_1 \cap \mathcal{Q}_2$ is polygonal.)



19.11. Proposition. *Assume polygonal sets \mathcal{P} is subdivided into two polygonal set \mathcal{Q}_1 and \mathcal{Q}_2 . Then*

$$\text{area } \mathcal{P} = \text{area } \mathcal{Q}_1 + \text{area } \mathcal{Q}_2.$$

Proof. By Theorem 19.7,

$$\text{area } \mathcal{P} = \text{area } \mathcal{Q}_1 + \text{area } \mathcal{Q}_2 - \text{area}(\mathcal{Q}_1 \cap \mathcal{Q}_2).$$

Since $\mathcal{Q}_1 \cap \mathcal{Q}_2$ is degenerate, by Corollary 19.10,

$$\text{area}(\mathcal{Q}_1 \cap \mathcal{Q}_2) = 0.$$

Hence the result follows. □

Area of solid rectangles

19.12. Theorem. *The solid rectangle in the Euclidean plane with sides a and b has area $a \cdot b$.*

19.13. Algebraic lemma. *Assume that a function s returns a non-negative real number $s(a, b)$ for any pair of positive real numbers (a, b) and satisfies the following identities*

$$\begin{aligned} s(1, 1) &= 1; \\ s(a, b + c) &= s(a, b) + s(a, c) \\ s(a + b, c) &= s(a, c) + s(b, c) \end{aligned}$$

for any $a, b, c > 0$. Then

$$s(a, b) = a \cdot b$$

for any $a, b > 0$.

The following proof is similar to the proof of the lemma 13.8.

Proof. Note that if $a > a'$ and $b > b'$ then

$$\textcircled{1} \quad s(a, b) \geq s(a', b').$$

Indeed, since s returns nonnegative numbers, we get

$$\begin{aligned} s(a, b) &= s(a', b) + s(a - a', b) \geq \\ &\geq s(a, b) = \\ &\geq s(a', b') + s(a', b - b') \geq \\ &\geq s(a', b'). \end{aligned}$$

Applying the second and third identity few times we get that

$$s(a, m \cdot b) = s(m \cdot a, b) = m \cdot s(a, b)$$

for any positive integer m . Therefore

$$\begin{aligned} s\left(\frac{k}{l}, \frac{m}{n}\right) &= k \cdot s\left(\frac{1}{l}, \frac{m}{n}\right) = \\ &= k \cdot m \cdot s\left(\frac{1}{l}, \frac{1}{n}\right) = \\ &= k \cdot m \cdot \frac{1}{l} \cdot s\left(1, \frac{1}{n}\right) = \\ &= k \cdot m \cdot \frac{1}{l} \cdot \frac{1}{n} \cdot s(1, 1) = \\ &= \frac{k}{l} \cdot \frac{m}{n}. \end{aligned}$$

That is, the needed identity holds for any pair of rational numbers of the form $a = \frac{k}{l}$ and $b = \frac{m}{n}$.

Arguing by contradiction, assume $s(a, b) \neq a \cdot b$ for some pair of positive real numbers (a, b) . We will consider two cases: $s(a, b) > a \cdot b$ and $s(a, b) < a \cdot b$.

If $s(a, b) > a \cdot b$, we can choose a positive integer n such that

$$\textcircled{2} \quad s(a, b) > (a + \frac{1}{n}) \cdot (b + \frac{1}{n}).$$

Set $k = \lfloor a \cdot n \rfloor + 1$ and $m = \lfloor b \cdot n \rfloor + 1$; equivalently, k and m are positive integers such that

$$a < \frac{k}{n} \leq a + \frac{1}{n} \quad \text{and} \quad b < \frac{m}{n} \leq b + \frac{1}{n}.$$

By $\textcircled{1}$, we get

$$\begin{aligned} s(a, b) &\leq s(\frac{k}{n}, \frac{m}{n}) = \\ &= \frac{k}{n} \cdot \frac{m}{n} \leq \\ &\geq (a + \frac{1}{n})(b + \frac{1}{n}), \end{aligned}$$

which contradicts $\textcircled{2}$.

The case $s(a, b) < a \cdot b$ is similar. We can fix a positive integer n such that $a > \frac{1}{n}$, $b > \frac{1}{n}$ and

$$\textcircled{3} \quad s(a, b) < (a - \frac{1}{n}) \cdot (b - \frac{1}{n}).$$

Set $k = \lceil a \cdot n \rceil - 1$ and $m = \lceil b \cdot n \rceil - 1$; that is,

$$a > \frac{k}{n} \geq a - \frac{1}{n} \quad \text{and} \quad b > \frac{m}{n} \geq b - \frac{1}{n}.$$

Applying $\textcircled{1}$ again, we get

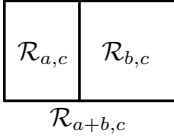
$$\begin{aligned} s(a, b) &\geq s(\frac{k}{n}, \frac{m}{n}) = \\ &= \frac{k}{n} \cdot \frac{m}{n} \geq \\ &\geq (a - \frac{1}{n})(b - \frac{1}{n}), \end{aligned}$$

which contradicts $\textcircled{3}$. □

Proof of Theorem 19.12. Denote by $\mathcal{R}_{a,b}$ the solid rectangle with sides a and b . Set

$$s(a, b) = \text{area } \mathcal{R}_{a,b}.$$

By theorem 19.7, $s(1, 1) = 1$. That is, the first identity in the Algebraic Lemma holds.



Note that the rectangle $\mathcal{R}_{a+b,c}$ can be subdivided into two rectangles congruent to $\mathcal{R}_{a,c}$ and $\mathcal{R}_{b,c}$. Therefore, by Proposition 19.11,

$$\text{area } \mathcal{R}_{a+b,c} = \text{area } \mathcal{R}_{a,c} + \text{area } \mathcal{R}_{b,c}$$

That is, the second identity in the algebraic lemma holds. The proof of the third identity is analogous.

It remains to apply the algebraic lemma. \square

Area of solid parallelograms

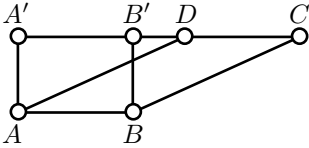
19.14. Proposition. *Let $\square ABCD$ be a parallelogram in the Euclidean plane, $a = AB$ and h be the distance between the lines (AB) and (CD) . Then*

$$\text{area}(\blacksquare ABCD) = a \cdot h.$$

Proof. Let us denote by A' and B' the foot points of A and B on the line (CD) .

Note that $ABB'A'$ is a rectangle with sides a and h . By Proposition 19.12,

$$\textcircled{4} \quad \text{area}(\blacksquare ABB'A') = h \cdot a.$$



Without loss of generality, we may assume that $\blacksquare ABCA'$ contains $\blacksquare ABCD$ and $\blacksquare ABB'A'$.

In this case $\blacksquare ABB'D$ admits two subdivisions. First into $\blacksquare ABCD$ and $\blacktriangle AA'D$. Second into $\blacksquare ABB'A'$ and $\blacktriangle BB'C$.

By Proposition 19.11,

$$\begin{aligned} \textcircled{5} \quad \text{area}(\blacksquare ABCD) + \text{area}(\blacktriangle AA'D) &= \\ &= \text{area}(\blacksquare ABB'A') + \text{area}(\blacktriangle BB'C). \end{aligned}$$

Note that

$$\textcircled{6} \quad \triangle AA'D \cong \triangle BB'C.$$

Indeed, since both $\square ABB'A'$ and $\square ABCD$ are parallelograms, by Lemma 6.22, we have $AA' = BB'$, $AD = BC$ and $DC = AB = A'B'$. It follows that $A'D = B'C$. Applying the SSS congruence condition, we get $\textcircled{6}$.

In particular,

$$\textcircled{7} \quad \text{area}(\blacktriangle BB'C) = \text{area}(\blacktriangle AA'D).$$

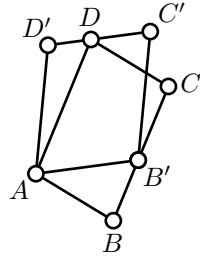
Subtracting ⑦ from ⑤, we get

$$\text{area}(\blacksquare ABCD) = \text{area}(\blacksquare ABB'D).$$

From ④, the statement follows. \square

19.15. Exercise. Assume $\square ABCD$ and $\square AB'C'D'$ are two parallelograms such that $B' \in [BC]$ and $D \in [C'D']$. Show that

$$\text{area}(\blacksquare ABCD) = \text{area}(\blacksquare AB'C'D').$$



Area of solid triangles

19.16. Theorem. Let $a = BC$ and h_A to be the altitude from A in $\triangle ABC$. Then

$$\text{area}(\triangle ABC) = \frac{1}{2} \cdot a \cdot h_A.$$

Remark. It is acceptable to write $\text{area}(\triangle ABC)$ for $\text{area}(\triangle ABC)$, since $\triangle ABC$ completely determines the solid triangle $\triangle ABC$.

Proof. Draw the line m thru A which is parallel to (BC) and line n thru C parallel to (AB) . Note that $m \nparallel n$; set $D = m \cap n$. By construction, $\square ABCD$ is a parallelogram.

Note that $\blacksquare ABCD$ admits a subdivision into $\triangle ABC$ and $\triangle CDA$. Therefore,

$$\text{area}(\blacksquare ABCD) = \text{area}(\triangle ABC) + \text{area}(\triangle CDA)$$

Since $\square ABCD$ is a parallelogram, Lemma 6.22 implies that

$$AB = CD \quad \text{and} \quad BC = DA.$$

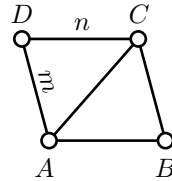
Therefore, by the SSS congruence condition, we have $\triangle ABC \cong \triangle CDA$. In particular

$$\text{area}(\triangle ABC) = \text{area}(\triangle CDA).$$

From above and Proposition 19.14, we get

$$\begin{aligned} \text{area}(\triangle ABC) &= \frac{1}{2} \cdot \text{area}(\blacksquare ABCD) = \\ &= \frac{1}{2} \cdot h_A \cdot a \end{aligned}$$

\square



19.17. Exercise. Denote by h_A , h_B and h_C the altitudes of $\triangle ABC$ from vertices A , B and C correspondingly. Note that from Theorem 19.16, it follows that

$$h_A \cdot BC = h_B \cdot CA = h_C \cdot AB.$$

Give a proof of this statement without using area.

19.18. Exercise. Assume M lies inside the parallelogram $\square ABCD$; that is, M belongs to the solid parallelogram $\blacksquare ABCD$, but does not lie on its sides. Show that

$$\text{area}(\blacktriangle ABM) + \text{area}(\blacktriangle CDM) = \frac{1}{2} \cdot \text{area}(\blacksquare ABCD).$$

19.19. Exercise. Assume that diagonals of a nondegenerate quadrilateral $\square ABCD$ intersect at point M . Show that

$$\text{area}(\blacktriangle ABM) \cdot \text{area}(\blacktriangle CDM) = \text{area}(\blacktriangle BCM) \cdot \text{area}(\blacktriangle DAM).$$

19.20. Exercise. Let r be the inradius of $\triangle ABC$ and p be its semiperimeter; that is, $p = \frac{1}{2} \cdot (AB + BC + CA)$. Show that

$$\text{area}(\blacktriangle ABC) = p \cdot r.$$

19.21. Advanced exercise. Show that for any affine transformation β there is a constant $k > 0$ such that the equality

$$\text{area}[\beta(\blacktriangle)] = k \cdot \text{area } \blacktriangle.$$

holds for any solid triangle \blacktriangle .

Moreover, if β has the matrix form $\begin{pmatrix} x \\ y \end{pmatrix} \mapsto \begin{pmatrix} a & b \\ c & d \end{pmatrix} \cdot \begin{pmatrix} x \\ y \end{pmatrix} + \begin{pmatrix} v \\ w \end{pmatrix}$, then

$$k = |\det \begin{pmatrix} a & b \\ c & d \end{pmatrix}| = |a \cdot d - b \cdot c|.$$

Area method

In this section we will give examples of slim proofs using area. Note that these proofs are not truly elementary since the price one pays to introduce the area function is high.

We start with the proof of the Pythagorean theorem. In the Elements of Euclid, Pythagorean theorem was formulated as equality ③ below and the proof used a similar technique.

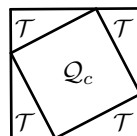
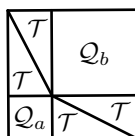
Proof. We need to show that if a and b are legs and c is the hypotenuse of a right triangle, then

$$a^2 + b^2 = c^2.$$

Denote by \mathcal{T} the right solid triangle with legs a and b and by \mathcal{Q}_x be the solid square with side x .

Let us construct two subdivisions of \mathcal{Q}_{a+b} .

1. Subdivide \mathcal{Q}_{a+b} into two solid squares congruent to \mathcal{Q}_a and \mathcal{Q}_b and 4 solid triangles congruent to \mathcal{T} , see the left diagram.



2. Subdivide \mathcal{Q}_{a+b} into one solid square congruent to \mathcal{Q}_c and 4 solid right triangles congruent to \mathcal{T} , see the right diagram.

Applying Proposition 19.11 few times, we get.

$$\begin{aligned} \text{area } \mathcal{Q}_{a+b} &= \text{area } \mathcal{Q}_a + \text{area } \mathcal{Q}_b + 4 \cdot \text{area } \mathcal{T} = \\ &= \text{area } \mathcal{Q}_c + 4 \cdot \text{area } \mathcal{T}. \end{aligned}$$

Therefore,

$$\textcircled{8} \quad \text{area } \mathcal{Q}_a + \text{area } \mathcal{Q}_b = \text{area } \mathcal{Q}_c.$$

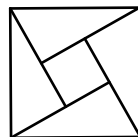
By Theorem 19.12,

$$\text{area } \mathcal{Q}_x = x^2,$$

for any $x > 0$. Hence the statement follows. \square

19.22. Exercise. Build another proof of Pythagorean theorem based on the diagram.

(In the notations above it shows a subdivision of \mathcal{Q}_c into \mathcal{Q}_{a-b} and four copies of \mathcal{T} .)



19.23. Exercise. Show that the sum of distances from a point to the sides of an equilateral triangle is the same for all points inside the triangle.

The following claim is simple but very useful.

19.24. Claim. Assume that two triangles $\triangle ABC$ and $\triangle A'B'C'$ in the Euclidean plane have equal altitudes dropped from A and A' correspondingly. Then

$$\frac{\text{area}(\triangle A'B'C')}{\text{area}(\triangle ABC)} = \frac{B'C'}{BC}.$$

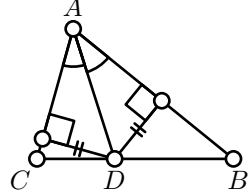
In particular, the same identity holds if $A = A'$ and the bases $[BC]$ and $[B'C']$ lie on one line.

Proof. Let h be the altitude. By Theorem 19.16,

$$\frac{\text{area}(\triangle A'B'C')}{\text{area}(\triangle ABC)} = \frac{\frac{1}{2} \cdot h \cdot B'C'}{\frac{1}{2} \cdot h \cdot BC} = \frac{B'C'}{BC}. \quad \square$$

Proof of Lemma 7.7 via Area method. We have to show that if $\triangle ABC$ is nondegenerate and the bisector of $\angle BAC$ intersects $[BC]$ at the point D . Then

$$\frac{AB}{AC} = \frac{DB}{DC}.$$



Applying Claim 19.24, we get

$$\frac{\text{area}(\triangle ABD)}{\text{area}(\triangle ACD)} = \frac{BD}{CD}.$$

By Lemma 5.13 the triangles $\triangle ABD$ and $\triangle ACD$ have equal altitudes from D . Applying Claim 19.24 again, we get

$$\frac{\text{area}(\triangle ABD)}{\text{area}(\triangle ACD)} = \frac{AB}{AC}.$$

Hence the result follows. \square

19.25. Exercise. Assume that the point X lies inside a nondegenerate triangle $\triangle ABC$. Show that X lies on the median from A if and only if

$$\text{area}(\triangle ABX) = \text{area}(\triangle ACX).$$

19.26. Exercise. Build a proof of Theorem 7.5 via area method based on the Exercise 19.25.

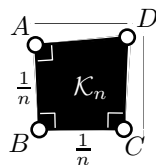
Namely, show that medians of nondegenerate triangle intersect at one point and the point of their intersection divides each median in the ration 1:2.

Area in the absolute planes and spheres

The theorem Theorem 19.7 will hold in the absolute planes and spheres if the solid unit square \mathcal{K} exchanged to a fixed nondegenerate polygonal set. One has to make such change for good reason — hyperbolic plane and sphere have no unit squares.

The set \mathcal{K} in this case plays role of the unit measure for the area and changing \mathcal{K} will require conversion of area units.

According to the standard convention, the set \mathcal{K} is taken so that on small scales area behaves like area in the Euclidean plane. Say, if \mathcal{K}_n denotes the solid quadrilateral $\blacksquare ABCD$ with right angles at A , B and C and $AB = BC = \frac{1}{n}$, then we may assume that



$$\textcircled{9} \quad n^2 \cdot \text{area } \mathcal{K}_n \rightarrow 1 \quad \text{as } n \rightarrow \infty.$$

This convention works equally well for spheres and absolute planes, including Euclidean plane. In spherical geometry equivalently we may assume that if r is the radius of the sphere, then the area of whole sphere is $4 \cdot \pi \cdot r^2$.

Recall that *defect of triangle* $\triangle ABC$ is defined as

$$\text{defect}(\triangle ABC) \stackrel{\text{def}}{=} \pi - |\angle ABC| + |\angle BCA| + |\angle CAB|.$$

It turns out that any absolute plane and sphere there is a real number k such that

$$\textcircled{10} \quad k \cdot \text{area}(\triangle ABC) + \text{defect}(\triangle ABC) = 0$$

for any triangle $\triangle ABC$.

This number k is called *curvature*; $k = 0$ for the Euclidean plane, $k = -1$ for the h-plane and $k = 1$ for the unit sphere and $k = \frac{1}{r^2}$ for the sphere of radius r . In particular, it follows that any ideal triangle in h-plane has area π .

The identity $\textcircled{10}$ suggest a simpler way to introduce area function which works on spheres and all absolute planes except for the Euclidean plane.

Quadrable sets

A set \mathcal{S} in the plane is called *quadrable* if for any $\varepsilon > 0$ there are two polygonal sets \mathcal{P} and \mathcal{Q} such that

$$\mathcal{P} \subset \mathcal{S} \subset \mathcal{Q} \quad \text{and} \quad \text{area } \mathcal{Q} - \text{area } \mathcal{P} < \varepsilon.$$

If \mathcal{S} is quadrable, its area can be defined as the (necessary unique) real number $\text{area } \mathcal{S}$ such that the inequality

$$\text{area } \mathcal{Q} \leq \text{area } \mathcal{S} \leq \text{area } \mathcal{P}$$

holds if \mathcal{P} and \mathcal{Q} are polygonal sets and $\mathcal{P} \subset \mathcal{S} \subset \mathcal{Q}$.

19.27. Exercise. Let \mathcal{D} be the unit disk; that is, \mathcal{D} is a set which contains the unit circle Γ and all the points inside Γ .

Show that \mathcal{D} is a quadrable set.

Since \mathcal{D} is quadrable, the expression $\text{area } \mathcal{D}$ makes sense. In fact, the constant π can be defined as $\pi = \text{area } \mathcal{D}$.

It turns out that the class of quadrable sets is the largest class for which the area can be defined in such a way that it satisfies all the conditions in Theorem 19.7 including uniqueness.

There is a way to define area for all bounded sets which satisfies all the conditions in the Theorem 19.7 excluding uniqueness. (A set in the plane is called *bounded* if it lies inside a circle.)

In the hyperbolic plane and in the sphere there is no similar construction. Read about Hausdorff–Banach–Tarski Paradox if you wonder why.

Index

- \angle , 14
- \sphericalangle , 14
- \sphericalangle_h , 88
- , 152
- ▲, 151
- , 51
- \triangle , 17
- \triangle_h , 87
- ∞ , 70
- \cong , 17, 152
- \equiv , 15
- \parallel , 44
- \perp , 35
- \sim , 45
- (PQ) , $[PQ]$, $[PQ]$, 13
- $(PQ)_h$, $[PQ]_h$, $[PQ]_h$, 87
- $(u, v; w, z)$, 141
- AA similarity condition, 46
- absolute, 87
- absolute plane, 77
- absolute value, 136
- acute
 - angle, 35
 - triangle, 47
- affine transformation, 106, 115
- altitude, 55
- angle, 14
 - acute and obtuse angles, 35
 - angle of parallelism, 97
 - positive and negative angles, 24
 - right angle, 35
 - straight angle, 22
 - vertical angles, 23
- angle measure, 20
 - hyperbolic angle measure, 88
- angle preserving transformation, 47
- arc, 65
- area, 153
- ASA congruence condition, 31
- asymptotically parallel lines, 97
- base, 32
- between, 22
- bijection, 12
- bisector
 - angle bisector, 39
 - external bisector, 39
 - perpendicular bisector, 35
- bounded set, 164
- center, 41
 - center of the pencil, 112
- central projection, 125
- centroid, 56
- ch, 132
- chord, 41
- circle, 41
 - circle of Apollonius, 68
- circle arc, 65
- circline, 70
- circumtool, 148
- collinear, 106
- complex conjugate, 136
- concurrent, 112
- conformal disk model, 86
- conformal factor, 103
- congruent
 - sets, 152
- congruent triangles, 17
- consistent, 83
- constructable numbers, 147

- convex set, 151
- cross-ratio, 68
 - complex cross-ratio, 139, 141
- curvature, 84, 163
- d_1, d_2, d_∞ , 11
- defect of triangle, 81
- degenerate
 - triangle, 23
 - polygonal set, 152
 - quadrilateral, 51
- diagonals of quadrilateral, 51
- diameter, 41
- direct motion, 38
- discrete metric, 11
- distance, 11
 - between parallel lines, 52
 - from a point to a line, 39
- distance-preserving map, 12
- duality, 117
- elementary set, 152
- elementary transformation, 139
- endpoint of arc, 65
- equidistant, 100
- equilateral triangle, 32
- equivalence relation, 17, 46
- Euclidean metric, 11
- Euclidean plane, 20
- Euclidean space, 113
- Euler's formula, 137
- Fano plane, 119
- Fermat prime, 145
- field automorphism, 108
- finite projective plane, 119
- foot point, 36
- great circle, 122
- h-angle measure, 88
- h-circle, 91
- h-half-line, 87
- h-line, 87
- h-plane, 87
- h-point, 87
- h-radius, 91
- h-segment, 87
- half-line, 13
- half-plane, 26
- holomorphic function, 142
- horocycle, 100
- hyperbolic angle measure, 88
- hyperbolic cosine, 132
- hyperbolic geometry, 83
- hyperbolic plane, 87
- hyperbolic sine, 104
- hypotenuse, 47
- ideal point, 87
- imaginary complex number, 136
- imaginary line, 136
- incenter, 57
- incidence structure, 106
- incircle, 58
- indirect motion, 38
- injective map, 12
- inradius, 58
- inscribed triangle, 61
- inside
 - inside a circle, 41
 - inside a triangle, 151
- intersecting lines, 44
- inverse, 12
- inversion, 67
 - center of inversion, 67, 123
 - circle of inversion, 67
 - inversion in circline, 73
 - inversion in a sphere, 123
 - inversion in the line, 73
 - sphere of inversion, 123
- inversive plane, 70
- inversive space, 123
- inversive transformation, 110
- irrational point, 148
- isometry, 12
- isosceles triangle, 32
- leg, 47
- line, 13
- Lobachevskian geometry, 83
- Möbius transformation, 139
- Manhattan plane, 11
- metric, 10

- metric space, 11
- motion, 12
- neutral plane, 77
- obtuse angle, 35
- order of finite projective plane, 120
- orthic triangle, 58
- orthocenter, 55
- outside a circle, 41
- parallel lines, 44
 - ultra parallel lines, 97
- parallel tool, 106
- parallel translation, 139
- parallelogram, 51
 - solid parallelogram, 152
- pencil, 112
- perpendicular, 35
- perpendicular bisector, 35
- perpendicular circlines, 73
- perspective projection, 113
- pint at infinity, 70
- plane
 - absolute plane, 77
 - Euclidean plane, 20
 - h-plane, 87
 - hyperbolic plane, 87
 - inversive plane, 70
 - neutral plane, 77
 - plane in the space, 113
- point, 11
 - ideal point, 87
- polar coordinates, 138
- polarity, 117
- polygonal set, 152
 - degenerate polygonal set, 152
- projective model, 130
- projective plane, 119
- projective transformation, 115
- quadrable set, 163
- quadrilateral, 51
 - degenerate quadrilateral, 51
 - inscribed quadrilateral, 63
 - solid quadrilateral, 152
- radius, 41
- rational point, 148
- real complex number, 136
- real line, 11, 136
- real projective plane, 112
- rectangle, 52
 - solid rectangle, 152
- reflection, 37
- rhombus, 52
- rotational homothety, 140
- ruler-and-compass construction, 42
- SAA congruence condition, 79
- SAS congruence condition, 31
- SAS similarity condition, 46
- secant line, 41
- segment, 14
- sh, 104
- side
 - side of quadrilateral, 51
 - side of the triangle, 27
- similar triangles, 45
- solid
 - quadrilateral, parallelogram, rectangle, square, 152
 - triangle, 151
- sphere, 121
- spherical distance, 121
- square, 52
 - solid square, 152
- SSS congruence condition, 33
- SSS similarity condition, 46
- stereographic projection, 124
- subdivision of polygonal set, 155
- tangent
 - circles, 41
 - half-line, 65
 - line, 41
- transversal, 50
- triangle, 17
 - congruent triangles, 17
 - degenerate triangle, 23
 - ideal triangle, 99
 - orthic triangle, 58
 - right triangle, 47
 - similar triangles, 45
 - solid triangle, 151

unit complex number, 136

vertex of the angle, 14

vertical angles, 23

Used resources

- [1] Aleksandrov, A. D. Minimal foundations of geometry. *Siberian Math. J.* 35 (1994), no. 6, 1057–1069 .
- [2] *Euclid's Elements*.
- [3] Beltrami, E. *Teoria fondamentale degli spazii di curvatura costante*, Annali. di Mat., ser II, 2 (1868), 232–255.
- [4] Birkhoff, G. D. A Set of postulates for plane geometry, based on scale and protractors, *Annals of Mathematics* 33 (1932), 329–345.
- [5] Greenberg, M. J. *Euclidean and Non-Euclidean Geometries: Development and History*, 4th ed., New York: W. H. Freeman, 2007.
- [6] Kiselev, A. P. *Kiselev's Geometry. Book I. Planimetry*, Adapted from Russian by Alexander Givental.
- [7] Lambert, J. H. *Theorie der Parallellinien*, F. Engel, P. Stäckel (Eds.) (1786) Leipzig.
- [8] Legendre, A.-M. *Eléments de géométrie*, 1794.
- [9] Лобачевский, Н. И. О началах геометрии, *Казанский вестник*, вып. 25–28 (1829–1830 гг.).
- [10] Lobachevsky, N. I. *Geometrische Untersuchungen zur Theorie der Parallellinien*. Berlin: F. Fincke, 1840.
- [11] Moise, E. *Elementary Geometry From An Advanced Standpoint*, 3rd ed. Boston: Addison-Wesley. 1990.
- [12] Prasolov, V. *Problems in Plane and Solid Geometry*, translated and edited by Dimitry Leites. 2006.
- [13] Saccheri, G. G. *Euclides ab omni nævo vindicatus*, 1733.
- [14] Шарыгин, И. Ф. *Геометрия 7–9*, М.: Дрофа, 1997.