

# Experimental search for solar hidden photons in the eV energy range using kinetic mixing with photons

T. Mizumoto<sup>a</sup> R. Ohta<sup>b</sup> T. Horie<sup>b</sup> J. Suzuki<sup>b</sup> Y. Inoue<sup>c</sup>  
M. Minowa<sup>b,d</sup>

<sup>a</sup>Department of Physics, Graduate School of Science, Kyoto University,  
Kitashirakawa-Oiwakecho, Sakyo-ku, Kyoto 606-8502, Japan

<sup>b</sup>Department of Physics, School of Science, The University of Tokyo,  
7-3-1 Hongo, Bunkyo-ku, Tokyo 113-0033, Japan

<sup>c</sup>International Center for Elementary Particle Physics, The University of Tokyo,  
7-3-1 Hongo, Bunkyo-ku, Tokyo 113-0033, Japan

<sup>d</sup>Research Center for the Early Universe (RESCEU), School of Science, The University  
of Tokyo,  
7-3-1 Hongo, Bunkyo-ku, Tokyo 113-0033, Japan

E-mail: [minowa@phys.s.u-tokyo.ac.jp](mailto:minowa@phys.s.u-tokyo.ac.jp)

**Abstract.** We have searched for solar hidden photons in the eV energy range using a dedicated hidden photon detector. The detector consisted of a parabolic mirror with a diameter of 500 mm and a focal length of 1007 mm installed in a vacuum chamber, and a photomultiplier tube at its focal point. The detector was attached to the Tokyo axion helioscope, Sumico which has a mechanism to track the sun. From the result of the measurement, we found no evidence for the existence of hidden photons and set a limit on the photon-hidden photon mixing parameter  $\chi$  depending on the hidden photon mass  $m_{\gamma'}$ . This limit is most stringent in the hidden photon mass region between  $10^{-3}$  and  $10^{-1}$  eV.

**Keywords:** hidden, photon, solar

---

## Contents

<b>1</b>	<b>Introduction</b>	<b>1</b>
<b>2</b>	<b>Experimental apparatus</b>	<b>3</b>
<b>3</b>	<b>Measurement and analysis</b>	<b>4</b>
<b>4</b>	<b>Conclusion</b>	<b>8</b>

---

## 1 Introduction

A hidden photon is the gauge boson of a hypothetical hidden local U(1) symmetry. Such symmetries arise in a generic prediction of many extensions of the standard model, especially in those based on string theory[1]. If the hidden photons are massive but the mass is small enough, the hidden photons have rich phenomenology at presently affordable energy scales. For example of such bosons, Okun[2] proposed the paraphoton model in which a massive hidden photon mixes with a massless ordinary photon.

The dynamics of the photon-hidden photon system with kinetic mixing is described by the following Lagrangian,

$$\mathcal{L} = -\frac{1}{2}\chi F_{\mu\nu}B^{\mu\nu}, \quad (1.1)$$

where  $F_{\mu\nu}$  and  $B_{\mu\nu}$  represent the ordinary and the hidden photon field, respectively[2–4]. When the hidden photon has non-zero mass  $m_{\gamma'}$ , it leads to photon-hidden photon oscillations similar to vacuum neutrino oscillations. In vacuum, hidden photon  $\rightarrow$  photon transition probability  $P_{\gamma'\rightarrow\gamma}(\omega)$  is given by:

$$P_{\gamma'\rightarrow\gamma}(\omega) = 4\chi^2 \sin^2\left(\frac{\Delta q \ell}{2}\right), \quad (1.2)$$

where  $\omega$  is the energy of the photon,  $\ell$  is the traveling path length and  $\Delta q$  is the momentum difference between the photon and hidden photon which is given by:

$$\Delta q = \omega - \sqrt{\omega^2 - m_{\gamma'}^2} \sim \frac{m_{\gamma'}^2}{2\omega}, \quad (1.3)$$

assuming  $m_{\gamma'} \ll \omega$ . In the absence of photon absorption, the maximum of the hidden photon  $\rightarrow$  photon transition probability at a distance  $\ell$  corresponds to the case when  $|\Delta q \ell| = \pi$ .

The matter effects modify the photon-hidden photon transition probability. Neglecting photon absorption, it can be written with the effective photon mass  $m_\gamma$ [7, 8]

as

$$P_{\gamma' \rightarrow \gamma}(\omega) = \frac{4\chi^2 m_{\gamma'}^4}{(m_{\gamma'}^2 - m_\gamma^2)^2 + 4\chi^2 m_{\gamma'}^4} \times \sin^2 \left( \ell \times \frac{\sqrt{(m_{\gamma'}^2 - m_\gamma^2)^2 + 4\chi^2 m_{\gamma'}^4}}{4\omega} \right). \quad (1.4)$$

The effective photon mass  $m_\gamma$  is defined by the following relation with the momentum  $k$  of the photon and the refractive index  $n$ ,

$$m_\gamma^2 = \omega^2 - k^2 = -\omega^2 \left( \frac{k^2}{\omega^2} - 1 \right) = -\omega^2 (n^2 - 1). \quad (1.5)$$

The probability gets lower as the matter density becomes higher due to the denominator of the oscillation amplitude.

Experimental constraints on the massive hidden photon have been obtained from searches for an electromagnetic fifth force [2, 5, 6], from stellar cooling considerations [7, 8], and from experiments using the method of photon regeneration. Recently, new constraints on the mixing  $\chi$  for the mass region  $10^{-4}\text{eV} < m_{\gamma'} < 10^{-1}\text{eV}$  have been obtained from the results of the ALPS collaboration[9], the BMV collaboration[10], the GammeV collaboration[11], and the LIPSS collaboration[12]. The sun energy loss argument has also been recently reconsidered[20]. It has been pointed out that helioscopes searching for solar axions are sensitive to the keV part of the solar spectrum of hidden photons and the latest CAST results[13, 14] have been translated into limits on the photon-hidden photon mixing parameter[20]. Strong bounds on models with additional new particles plus a hidden photon at a low energy scale could be obtained from astrophysical considerations[16–18]. If hidden photons exist, production of them leads to distortions in the cosmic microwave background(CMB) spectrum. The CMB spectrum data provided by the Far Infrared Absolute Spectrophotometer (FIRAS) on board of the COBE constrained the hidden photon existence[19].

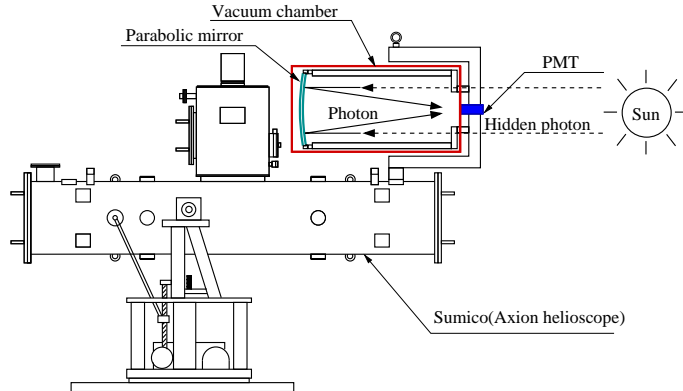
Since hidden photons can be produced through mixing with real photons, the sun could be a source of low energy hidden photons. As the coherence length of the photon-hidden photon oscillations is much smaller than the distance from the sun to the earth, the transition probability is just  $2\chi^2$  and the spectral flux of hidden photons from the solar surface[20] is calculated to be

$$\frac{d\Phi^s}{d\omega} \simeq \chi^2 (4.2 \times 10^{18}) \frac{\omega^2}{e^{\omega/T_0} - 1} \frac{1}{\text{eV}^3 \text{cm}^2 \text{s}} \quad (1.6)$$

with the maximum at  $\omega \simeq 1 \text{ eV}$ .

In addition to the above flux, a considerably higher contribution to the flux of hidden photons is expected from photon-hidden photon oscillations in the bulk solar interior with a higher emitting volume and a higher temperature. For  $m_{\gamma'}$  well below the eV, one can use the following conservative estimate for the bulk component of the hidden photon spectral flux at the earth [20]:

$$\frac{d\Phi^b}{d\omega} \simeq \chi^2 \left( \frac{m_{\gamma'}}{\text{eV}} \right)^4 10^{32} \frac{1}{\text{eV cm}^2 \text{s}} \quad \text{for } \omega = 1\text{--}5 \text{ eV}, \quad (1.7)$$



**Figure 1.** The schematic view of Sumico (Tokyo Axion Helioscope) and the solar hidden photon detector.

which exceeds the surface contribution except for masses  $m_{\gamma'} \leq 10^{-4}$  eV.

Recently, more refined estimation of the bulk flux is given by the same author[21, 22] taking into account the resonant production of hidden photons in a thin spherical solar shell, where the effective photon mass  $m_\gamma$  is equal to the hidden photon mass  $m_{\gamma'}$ . They claim that the resonant production dominates over the emission from the rest of the sun and gave hidden photon flux estimation for four typical cases of the hidden photon mass  $m_{\gamma'} = 0, 0.01, 0.1$  and  $1$  eV.

In this paper, we report on the direct experimental search for the flux of solar hidden photons.

## 2 Experimental apparatus

For this experiment, we built a dedicated solar hidden photon detector and mounted it on Sumico, the Tokyo axion helioscope[25–28] as shown in fig. 1. Sumico has an altazimuth mount with a driving range from  $-28^\circ$  to  $28^\circ$  in altitudinal direction and  $360^\circ$  in azimuth. Sumico is designed to search for the solar axion which is a particle introduced to solve the strong CP problem[23, 24].

The overall tracking accuracy is better than  $0.5$  mrad both in altitudinal and azimuthal direction. Main components of the errors are a fluctuation of the turntable and a possible misalignment of the magnet aperture and the helioscope axis. The guidance of the helioscope movement is provided by the tracking software. In order to calculate the position of the sun, the U. S. Naval Observatory Vector Astronomy Subroutines (NOVAS-C ver 2.0.1)[29] is used. NOVAS-C calculates the topocentric position of the sun with less than  $2$  arcseconds ( $9.7 \mu\text{rad}$ ) error. The overall tracking error is negligible in our measurements.

The solar hidden photon detector consists of a vacuum chamber, a parabolic mirror and a single photon detector.

The vacuum chamber holds the conversion region in vacuum to keep the hidden photon  $\rightarrow$  photon conversion probability high enough. It is a cylinder made of  $1.5$ -mm thick stainless steel plates with wrinkles on its side for the mechanical reinforcement.

The inner diameter of the cylindrical vacuum chamber is 567mm and its length is 1200mm. The cylinder can be divided into two parts: the cylinder main body with a closed bottom on one end and its lid on the other end. The lid is equipped with a vacuum gauge and an electronic thermometer. An ISO KF40 port is placed at the center of the lid and stands up toward the inside. The port is used to install a photomultiplier tube (PMT). A quartz glass vacuum window is attached to the port to transmit conversion photons to the PMT which is set at the atmospheric pressure side.

A parabolic mirror was used to collect the conversion photons to the PMT at its focal point. The mirror is made of soda glass and aluminium is deposited on the surface of the mirror. The mirror is 500 mm in diameter, 19 mm thick, 1007 mm focal length and the focal spot diameter is 1.5 mm. The mirror is mounted on a mirror holder made of two aluminium rings. One holds the mirror directly by four clamps with silicon rubber pads. Another part of the mirror holder is attached to four channel steels which hold the parabolic mirror and its holder. Both are fixed to each other with three pairs of pushing and pulling bolts at the corners of an equilateral triangle, with which we can adjust the mirror axis so that the center of the PMT is on the optical axis. The reflectance of the parabolic mirror is measured by the manufacturer as a function of the wavelength of the photon. It is higher than 80% over the range between 300 and 650 nm with the maximum at around 400 nm.

We used a photon counting PMT as a detector of the photon which is generated in the process of hidden photon  $\rightarrow$  photon conversion. We selected a PMT, Hamamatsu Photonics R3550P because of its low dark count rate. It is a head-on type PMT and the tube size is 25 mm in diameter. It has a low noise bialkali photocathode whose effective area is 22 mm in diameter and it is sensitive to photons of wavelength range 300–650 nm with a peak quantum efficiency of 17%.

Single and multi photon events detected by the PMT make current pulses which enter a charge-sensitive preamplifier (ORTEC 113) and a shaping amplifier (ORTEC 572). The signal is then sent to an ADC (Laboratory Equipment Corp. 2201A) and the multichannel analyser (MCA) spectrum is taken and recorded by a PC every 100 s live time.

The inner pressure of the vacuum chamber was measured by a vacuum gauge (Balzers PKR250). The temperatures of the PMT and the vacuum chamber were measured by Pt100 thermometers and recorded by another PC. During the solar tracking and background measurements, the inner pressure of the vacuum chamber was lower than  $(5 \pm 2) \times 10^{-3}$  Pa at a temperature of 23°C. The effect of this remaining gas on the conversion probability equation (1.4) is negligible.

### 3 Measurement and analysis

If a hidden photon is converted into a photon in the vacuum chamber, it would be detected by the PMT as a single photon event. Before starting the measurement, the shape of a single photon spectrum in the MCA was measured by illuminating the PMT with a blue LED with sufficiently low current pulses. It was fitted by a gaussian

function and was later used as the template for the single photon analysis of the hidden photon search.

The solar tracking measurements were done around the time of sunrise and sunset with tracking time of about 5 hours each. Background measurements were also done before and after the solar tracking measurement by directing the detector away from the sun. All the measurements were done from October 26, 2010 till November 16, 2010 (22days).

To find out the possible evidence of solar hidden photons from the data of the measurement, we subtract the background spectrum from the solar tracking spectrum. We must eliminate some systematic effects which have nothing to do with the solar hidden photons.

It is well known that the dark count rate gets lower as time passes after an operating voltage is applied. We, therefore, waited for four days until the time dependence on the dark count rate became negligible.

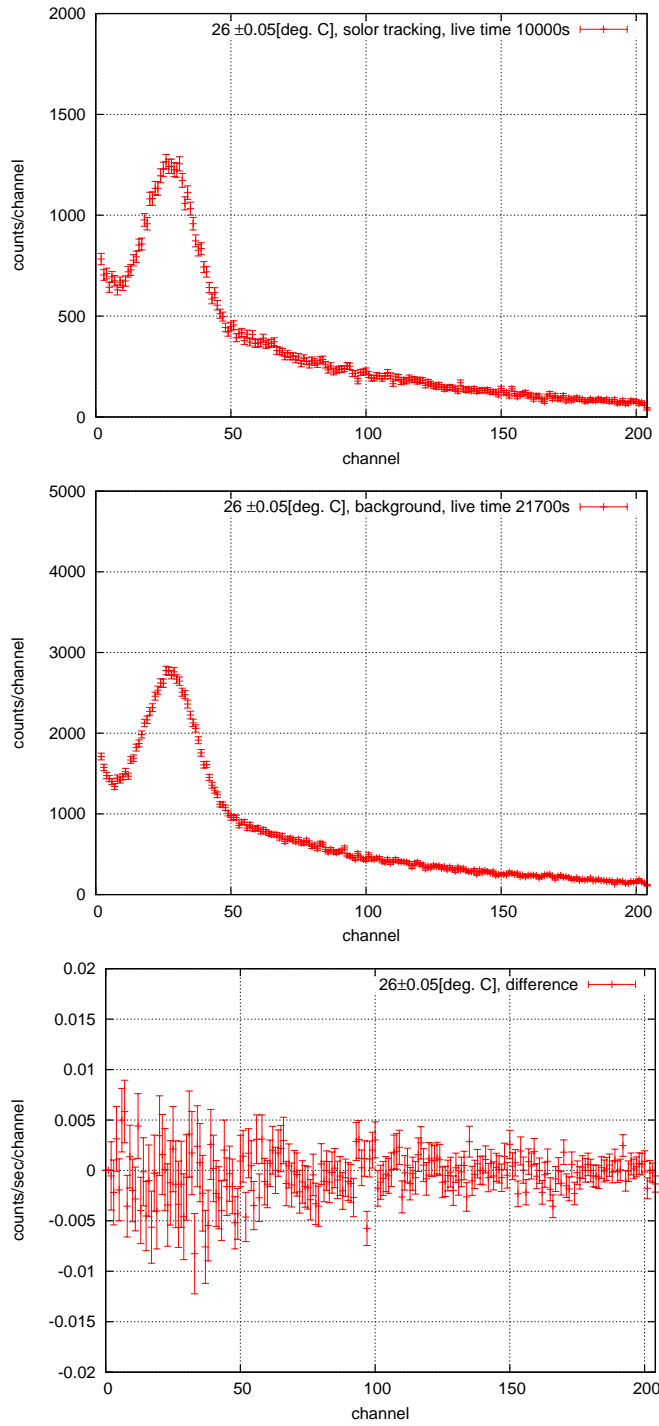
Next, a temperature dependence of the dark count rate might cause a systematic effect on the background subtraction. To avoid the effect, we subtracted background isothermally. First, we grouped the solar tracking- and background-spectra each with 100s of live time into temperature bins of 0.1°C interval. Then, we apply the background subtraction in every temperature bin and obtained the residual spectrum whose ordinate is concerned with the counting rate per MCA channels. Fig.2 shows the solar tracking data, background data and residual spectrum in the temperature bin  $26 \pm 0.05$  °C, as an example. The former two show peaks of single photoelectron events. Finally, we combined the residual spectra of all the temperature bins with weighted mean method and obtained the total residual spectrum.

In the above procedure, we took only the data during the holidays when the air conditioning system was switched off, because we observed abrupt room temperature changes on weekdays due to automatic switching of the air conditioning system of the building. The subtraction scheme might fail when temperature changes so quickly that the thermometer does not follow the PMT temperature.

The final result is shown in fig.3. We then estimated how many single photons could there be in the total residual spectrum by fitting the magnitude of the gaussian template function to it. The best fit was obtained with

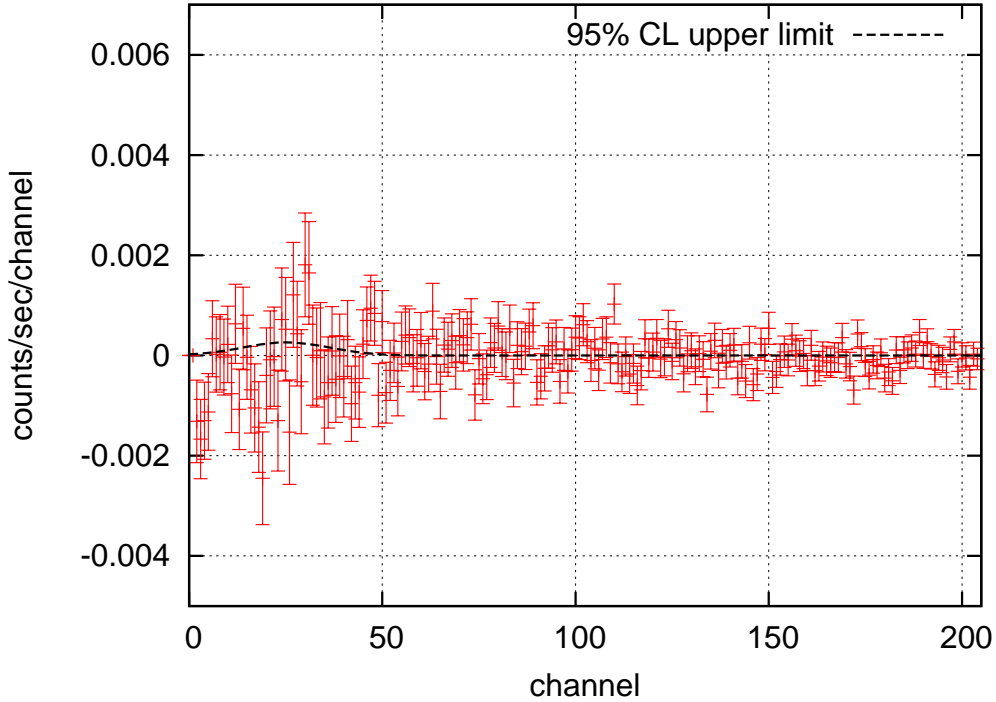
$$N_{\text{fit}} = (-7.9 \pm 6.5(\text{stat.}) \pm 3.4(\text{sys.})) \times 10^{-3}[\text{s}^{-1}]. \quad (3.1)$$

The systematic errors considered include an effect of Cherenkov light emitted in the quartz glass vacuum window and the PMT window by cosmic muons. They might come into the PMT and be observed as a single photon event. Since cosmic muons have directional dependence, background subtraction might fail to give a fake effect. The finite bin width of the temperature might cause a systematic effect as well. We would like to make the bin width as narrow as possible, but too narrow a binning is impractical. The third thing to be considered is drift effect of the dark noise rate. As already described in the above paragraph, we waited for four days to start the measurement until the dark count rate got stable. A residual drift of the dark count



**Figure 2.** Spectrum examples (PMT temperature  $26.0 \pm 0.05$  °C). Top: solar tracking spectrum. Middle: background spectrum. Bottom: spectrum after background subtraction.

rate after four days could give a systematic error. All these systematic errors and the statistical error are estimated and summarized in table 1.



**Figure 3.** Total residual spectrum and the 95% confidence level upper limit.

<b>Table 1.</b> Systematic and statistical errors	
item	value(counts/s)
muonic Cherenkov light	$1.1 \times 10^{-3}$
temperature bin	$2.8 \times 10^{-3}$
dark noise drift	$1.5 \times 10^{-3}$
statistical	$6.5 \times 10^{-3}$
total	$7.4 \times 10^{-3}$

The 95% confidence level upper limit to the hidden photon counting rate was estimated from the fitting taking the statistical and systematic errors into account;

$$N_{\text{UL95}} = 1.02 \times 10^{-2} \text{s}^{-1}. \quad (3.2)$$

The obtained upper limit  $N_{\text{UL95}}$  is now compared with the count rate  $N_{\text{exp}}$  expected by the hidden photon model with given parameters;

$$N_{\text{exp}} = \int d\omega \frac{d\Phi}{d\omega}(\chi, m_{\gamma'}, \omega) \times \eta_{\text{mirror}}(\omega) \eta_{\text{window}} \eta_{\text{PMT}}(\omega) \times SP_{\gamma' \rightarrow \gamma}(\chi, m_{\gamma'}, \omega, n(p, T, \omega), \ell), \quad (3.3)$$

where  $\frac{d\Phi}{d\omega}$  is the solar hidden photon spectral flux at the surface of the earth,  $\eta_{\text{mirror}}$  is the reflectance of the parabolic mirror,  $\eta_{\text{window}}$  is the transmittance of the quartz glass window,  $\eta_{\text{PMT}}$  is the detection efficiency of the PMT,  $S$  is the area of the conversion region of the experimental apparatus,  $P_{\gamma' \rightarrow \gamma}$  is the hidden photon to photon conversion probability in the apparatus and  $n$  is the refractive index of the conversion region as a function of the pressure  $p$  and the temperature  $T$ .

From equations (3.2) and (3.3), the upper limit to the mixing angle  $\chi$  as a function of the hidden photon mass  $m_{\gamma'}$  is calculated. In the calculation, possible systematic errors in the parameters of equation (3.3) have been taken into account;  $\eta_{\text{mirror}}$ ,  $\eta_{\text{window}}$ ,  $\eta_{\text{PMT}}$ ,  $S$  and  $\ell$ . They are relatively small compared to the systematic errors of  $N_{\text{fit}}$ .

For the solar hidden photon flux  $\frac{d\Phi}{d\omega}$  in equation(3.3), we assumed two cases. One is the sum of the conservative estimations[20], equations(1.6) and (1.7). The other is the more refined flux calculation[21, 22] with the resonant hidden photon production in the spherical solar shell beneath the surface.

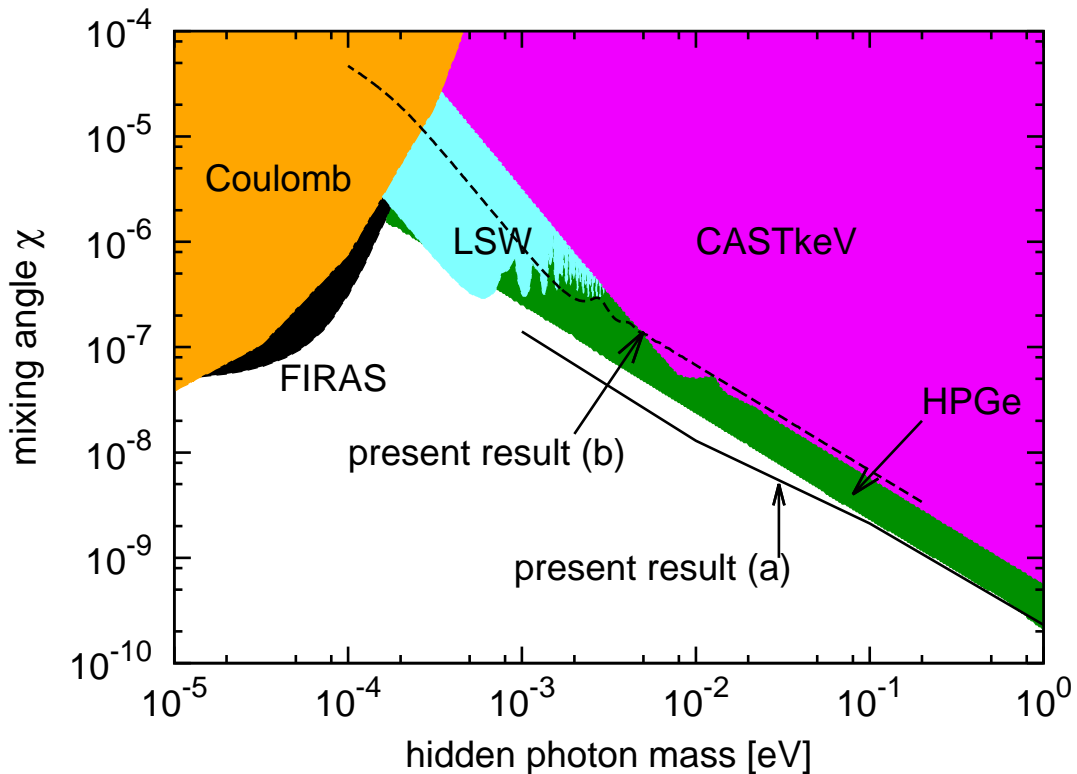
Thus obtained 95% confidence level upper limit to the mixing angle  $\chi$  is shown in fig. 4. We also show the limits set by other experiments with filled areas. The regions excluded by precision measurements of Coulomb’s law[5, 6], LSW(Light Shining through Walls) experiments[9–12] and the CAST experiment[20] are marked “Coulomb”, “LSW” and “CAST keV”, respectively. The excluded region by FIRAS CMB spectrum[19] is marked “FIRAS”. The excluded region by a recent high energy solar hidden photon search using HP Ge detector[15] is also shown as “HPGe”.

## 4 Conclusion

We have searched for solar hidden photons in the eV energy range using a dedicated detector. The detector was attached to the Tokyo axion helioscope, Sumico which has a mechanism to track the sun. From the result of the measurement, there is no evidence of the existence of hidden photons and we set a limit on photon-hidden photon mixing parameter  $\chi$  depending on the hidden photon mass  $m_{\gamma'}$ . The present result is currently the most stringent observational limit in the hidden photon mass region between  $10^{-3}$  and  $10^{-1}$  eV.

## Acknowledgements

The authors thank all the historical members of Sumico experiment because the present hidden photon search solely owes them for her altazimuth tracking system. T. Horie acknowledges support by Advanced Leading Graduate Course for Photon Science (ALPS) at the University of Tokyo. This reaserch is supported by the Grant-in-Aid for challenging Exploratory Research by the Japanese Ministry of Education, Science, Sports, and Culture, and by the Research Center for the Early Universe, School of Science, the University of Tokyo.



**Figure 4.** 95% Confidence level upper limits to the mixing angle  $\chi$  set by this experiment. Present result (a) is obtained on the basis of the newer refined solar hidden photon flux calculation[21, 22] and (b) on the basis of the older conservative estimations[20], equations(1.6) and (1.7). Filled areas are excluded by other experiments. The regions excluded by precision measurements of Coulomb’s law[5, 6], LSW(Light Shining through Walls) experiments[9–12], the CAST experiment[20] and FIRAS CMB spectrum[19] are marked “Coulomb”, “LSW”, “CAST keV” and “FIRAS”, respectively. The excluded region by a recent high energy solar hidden photon search using HP Ge detector[15] is also shown as “HPGe”.

## References

- [1] M. Goodsell and A. Ringwald, *Light hidden-sector  $U(1)$ s in string compactifications*, 2010 *Fortsch. Phys.* **58** 716.
- [2] L. Okun, *Limits on electrodynamics: paraphotons?*, 1982 *Sov. Phys. JETP* **56** 502.
- [3] B. Holdom, *Two  $U(1)$ ’s and  $\epsilon$  charge shifts*, 1986 *Phys. Lett.* **B 166** 196.
- [4] R. Foot, X. He, *Comment on  $Z - Z$  mixing in extended gauge theories*, 1991 *Phys. Lett.* **B 267** 509.
- [5] E. Williams, J. Faller, H. A. Hill, *New Experimental Test of Coulomb’s Law: A Laboratory Upper Limit on the Photon Rest Mass*, 1971 *Phys. Rev. Lett.* **26** 721.
- [6] D. F. Bartlett and S. Loegl, *Limits on an Electromagnetic Fifth Force*, 1988 *Phys.*

- Rev. Lett.* **61** 2285.
- [7] V. Popov, O. Vasil'ev, *Deviations from Electrodynamics: Sun and Laser*, 1991 *Europhys. Lett.* **15** 7.
  - [8] V. Popov, *On the experimental search for photon mixing*, 1999 *Turkish Journal of Physics* **23** 943.
  - [9] K. Ehret et al. (ALPS Collaboration), *New ALPS results on hidden-sector lightweights*, 2010 *Phys. Lett.* **B 689** 149, arXiv:1004.1313v1 [hep-ex].
  - [10] M. Fouche et al. (BMV Collaboration), *Search for photon oscillations into massive particles*, 2008 *Phys. Rev.* **D 78** 032013, arXiv:0808.2800v1 [hep-ex].
  - [11] M. Ahlers et al. (GammeV Collaboration), *Laser experiments explore the hidden sector*, 2008 *Phys. Rev.* **D 77** 095001, arXiv:0711.4991v1 [hep-ph].
  - [12] A. Afanasev et al. (LIPSS Collaboration), *New experimental limit on photon hidden-sector paraphoton mixing*, 2009 *Phys. Lett.* **B 679** 317, arXiv:0810.4189v1 [hep-ex].
  - [13] K. Zioutas, et al., *First Results from the CERN Axion Solar Telescope*, 2005 *Phys. Rev. Lett.* **94** 121301.
  - [14] S. Andriamonje, et al., *An improved limit on the axionphoton coupling from the CAST experiment*, 2007 *JCAP* **04** 010.
  - [15] R. Horvat, D. Kekez, M. Krcmar, Z. Krecak, A. Ljubicic, *Using HPGe detector for a solar hidden-photons search*, arXiv:1210.1043 [hep-ex].
  - [16] S. Davidson, M. Peskin, *Astrophysical bounds on millicharged particles in models with a paraphoton*, 1994 *Phys. Rev.* **D 49** 2114.
  - [17] S. Davidson, S. Hannestad, G. Raffelt, *Updated bounds on milli-charged particles*, 2000 *JHEP* **0005** 003.
  - [18] S. Dubovsky, D. Gorbunov, G. Rubtsov, *Narrowing the window for millicharged particles by CMB anisotropy*, 2004 *JETP Lett.* **79** 1.
  - [19] A. Mirizzi, J. Redondo and G. Sigl, *Microwave background constraints on mixing of photons with hidden photons*, 2009 *JCAP* **03** 026, arXiv:0901.0014[hep-ph].
  - [20] J. Redondo, *Helioscope bounds on hidden sector photons*, 2008 *JCAP* **07** 008, arXiv:0801.1527 [hep-ph], S. N. Gninenko and J. Redondo, *On search for eV hidden-sector photons in Super-Kamiokande and CAST experiments*, 2008 *Phys. Lett.* **B 664** 180.
  - [21] D. Cadamuro and J. Redondo, *Hidden Photons from the Sun*, arXiv:1010.4689v1 [hep-ph].
  - [22] J. Redondo, *The Sun in Hidden Photons*, arXiv:1202.4932v1 [hep-ph].
  - [23] R. Peccei, H. Quinn, *CP Conservation in the Presence of Pseudoparticles*, 1977 *Phys. Rev. Lett.* **38** 1440.
  - [24] R. Peccei, H. Quinn, *Constraints imposed by CP conservation in the presence of pseudoparticles*, 1977 *Phys. Rev.* **D 16** 1791.
  - [25] R. Ohta, et al., *The Tokyo Axion Helioscope*, 2012 *Nucl. Instr. Meth.* **A 670** 73.

- [26] S. Moriyama, et al., *Direct search for solar axions by using strong magnetic field and X-ray detectors*, 1998 *Phys. Lett. B* **434** 147.
- [27] Y. Inoue, et al., *Search for sub-electronvolt solar axions using coherent conversion of axions into photons in magnetic field and gas helium*, 2002 *Phys. Lett. B* **536** 18.
- [28] Y. Inoue, et al., *Search for solar axions with mass around 1 eV using coherent conversion of axions into photons*, 2008 *Phys. Lett. B* **668** 93.
- [29] [http://aa.usno.navy.mil/software/novas/novas\\_info.php](http://aa.usno.navy.mil/software/novas/novas_info.php)