

Knot Logic and Topological Quantum Computing with Majorana Fermions

Louis H. Kauffman
Department of Mathematics, Statistics
and Computer Science (m/c 249)
851 South Morgan Street
University of Illinois at Chicago
Chicago, Illinois 60607-7045
<kauffman@uic.edu>

Abstract

This paper is an introduction to relationships between quantum topology and quantum computing. We show how knots are related not just to braiding and quantum operators, but to quantum set theoretical foundations, algebras of fermions, and we show how the operation of negation in logic, seen as both a value and an operator, can generate the fusion algebra for a Majorana fermion. We call negation in this mode the mark, as it operates on itself to change from marked to unmarked states. The mark viewed recursively as a simplest discrete dynamical system naturally generates the fermion algebra, the quaternions and the braid group representations related to Majorana fermions. The paper begins with these fundamentals. It then discusses unitary solutions to the Yang-Baxter equation that are universal quantum gates, quantum entanglement and topological entanglement, and gives an exposition of knot-theoretic recoupling theory, its relationship with topological quantum field theory and applies these methods to produce unitary representations of the braid groups that are dense in the unitary groups. These methods are rooted in the bracket state sum model for the Jones polynomial. A self-contained study of the quantum universal Fibonacci model is given. Results are applied to give quantum algorithms for the computation of the colored Jones polynomials for knots and links, and the Witten-Reshetikhin-Turaev invariant of three manifolds. Two constructions are given for the Fibonacci model, one based in Temperley-Lieb recoupling theory, the other quite elementary and also based on the Temperley-Lieb algebra. This paper begins an exploration of quantum epistemology in relation to the structure of discrimination as the underpinning of basic logic, perception and measurement.

1 Introduction

This paper is an introduction to relationships between quantum topology and quantum computing. We take a foundational approach, showing how knots are related not just to braiding and quantum operators, but to quantum set theoretical foundations and algebras of fermions. We show how the operation of negation in logic, seen as both a value and an operator, can generate the fusion algebra for a Majorana fermion, a particle that is its own anti-particle and interacts with itself either to annihilate itself or to produce itself. We call negation in this mode *the mark*, as it operates on itself to change from marked to unmarked states. The mark viewed recursively as a simplest discrete dynamical system naturally generates the fermion algebra, the quaternions and the braid group representations related to Majorana fermions. The paper begins with these fundamentals. They provide a conceptual key to many of the models that appear later in the paper. In particular, the Fibonacci model for topological quantum computing is seen to be based on the fusion rules for a Majorana fermion and these in turn are the interaction rules for the mark seen as a logical particle. It requires a shift in viewpoint to see that the operator of negation can also be seen as a logical value. This is explained in Sections 3, 4 and 5. The quaternions emerge naturally from the reentering mark. All these models have their roots in unitary representations of the Artin braid group to the quaternions.

An outline of the parts of this paper is given below.

1. Introduction
2. Knots and Braids
3. Knot Logic
4. Fermions, Majorana Fermions and Algebraic Knot Sets
5. Laws of Form
6. Quantum Mechanics and Quantum Computation
7. Braiding Operators and Universal Quantum Gates
8. A Remark about *EPR*, Entanglement and Bell's Inequality
9. The Aravind Hypothesis
10. $SU(2)$ Representations of the Artin Braid Group
11. The Bracket Polynomial and the Jones Polynomial
12. Quantum Topology, Cobordism Categories, Temperley-Lieb Algebra and Topological Quantum Field Theory

13. Braiding and Topological Quantum Field Theory
14. Spin Networks and Temperley-Lieb Recoupling Theory
15. Fibonacci Particles
16. The Fibonacci Recoupling Model
17. Quantum Computation of Colored Jones Polynomials and the Witten-Reshetikhin-Turaev Invariant
18. A Direct Construction of the Fibonacci Model

Much of what is new in this paper proceeds from thinking about knots and sets and distinctions. The Sections 3, 4 and 5 are self-contained and self-explanatory. These sections show how a formal system discovered by Spencer-Brown [100], underlying Boolean logic, is composed of a “logical particle”, the mark \neg , that interacts with itself to either produce itself or to cancel itself.

$$\begin{array}{c} \neg \neg \rightarrow \neg \\ \neg \neg \rightarrow \neg \end{array}$$

In this sense the mark is a formal model of a Majorana fermion. The original formal structure of the mark gives the fusion algebra for the Majorana fermion. In Section 5 we show that this iconic representation of the particle is directly related to modeling with surface cobordisms and this theme occurs throughout the paper. In Section 5 we also show that the mark, viewed as a generator of a discrete dynamical system, generates the Clifford algebra associated with a Majorana fermion and we end this section by showing how this iterant viewpoint leads naturally to the Dirac equation using the approach of [94]. This is part of the contents of the Sections 3, 4, 5. In these sections we examine relationships with knots as models of non-standard set theory. The algebra of fermions is directly relevant to this knot set theory and can be formulated in terms of the Clifford algebra of Majorana fermions.

We weave this material with the emergence of unitary braid group representations that are significant for quantum information theory. In particular we weave the topology with the algebra of fermions and in order to clarify this development, we give a quick summary of that algebra and a quick summary of topological quantum computing in the rest of this introduction.

Fermion Algebra. Recall fermion algebra. One has fermion creation operators ψ and their conjugate annihilation operators ψ^\dagger . One has $\psi^2 = 0 = (\psi^\dagger)^2$. There is a fundamental commutation relation

$$\psi\psi^\dagger + \psi^\dagger\psi = 1.$$

If you have more than one of them say ψ and ϕ , then they anti-commute:

$$\psi\phi = -\phi\psi.$$

The Majorana fermions c that satisfy $c^\dagger = c$ so that they are their own anti-particles. There is a lot of interest in these as quasi-particles and they are related to braiding and to topological quantum computing. A group of researchers [76] claims, at this writing, to have found quasiparticle Majorana fermions in edge effects in nano-wires. (A line of fermions could have a Majorana fermion happen non-locally from one end of the line to the other.) The Fibonacci model that we discuss is also based on Majorana particles, possibly related to collective electronic excitations. If P is a Majorana fermion particle, then P can interact with itself to either produce itself or to annihilate itself. This is the simple “fusion algebra” for this particle. One can write $P^2 = P + 1$ to denote the two possible self-interactions the particle P . The patterns of interaction and braiding of such a particle P give rise to the Fibonacci model.

Majoranas are related to standard fermions as follows: The algebra for Majoranas is $c = c^\dagger$ and $cc' = -c'c$ if c and c' are distinct Majorana fermions with $c^2 = 1$ and $c'^2 = 1$. One can make a standard fermion from two Majoranas via

$$\psi = (c + ic')/2,$$

$$\psi^\dagger = (c - ic')/2.$$

Similarly one can mathematically make two Majoranas from any single fermion. Now if you take a set of Majoranas

$$\{c_1, c_2, c_3, \dots, c_n\}$$

then there are natural braiding operators that act on the vector space with these c_k as the basis. The operators are mediated by algebra elements

$$\tau_k = (1 + c_{k+1}c_k)/2,$$

$$\tau_k^{-1} = (1 - c_{k+1}c_k)/2.$$

Then the braiding operators are

$$T_k : \text{Span}\{c_1, c_2, \dots, c_n\} \longrightarrow \text{Span}\{c_1, c_2, \dots, c_n\}$$

via

$$T_k(x) = \tau_k x \tau_k^{-1}.$$

The braiding is simply:

$$T_k(c_k) = c_{k+1},$$

$$T_k(c_{k+1}) = -c_k,$$

and T_k is the identity otherwise. This gives a very nice unitary representation of the Artin braid group and it deserves better understanding.

It is worth noting that a triple of Majorana fermions say a, b, c gives rise to a representation of the quaternion group. This is a generalization of the well-known association of Pauli matrices and quaternions. We have $a^2 = b^2 = c^2 = 1$ and they anticommute. Let $I = ba, J = cb, K = ac$. Then

$$I^2 = J^2 = K^2 = IJK = -1,$$

giving the quaternions. The operators

$$A = (1/\sqrt{2})(1 + I)$$

$$B = (1/\sqrt{2})(1 + J)$$

$$C = (1/\sqrt{2})(1 + K)$$

braid one another:

$$ABA = BAB, BCB = CBC, ACA = CAC.$$

This is a special case of the braid group representation described above for an arbitrary list of Majorana fermions. These braiding operators are entangling and so can be used for universal quantum computation, but they give only partial topological quantum computation due to the interaction with single qubit operators not generated by them.

In Section 5 we show how the dynamics of the reentering mark leads to two (algebraic) Majorana fermions e and η that correspond to the spatial and temporal aspects of this recursive process. The corresponding standard fermion creation and annihilation operators are then given by the formulas below.

$$\psi = (e + i\eta)/2$$

and

$$\psi^\dagger = (e - i\eta)/2.$$

This gives a model of a fermion creation operator as a point in a non-commutative spacetime. This suggestive point of view, based on knot logic and Laws of Form, will be explored in subsequent publications.

Topological quantum computing. This paper describes relationships between quantum topology and quantum computing as a modified version of Chapter 14 of the book [13] and an expanded version of [67] and an expanded version of a chapter in [81]. Quantum topology is, roughly speaking, that part of low-dimensional topology that interacts with statistical and quantum physics. Many invariants of knots, links and three dimensional manifolds have been born of this interaction, and the form of the invariants is closely related to the form of the computation of amplitudes in quantum mechanics. Consequently, it is fruitful to move back and forth between quantum topological methods and the techniques of quantum information theory.

We sketch the background topology, discuss analogies (such as topological entanglement and quantum entanglement), show direct correspondences between certain topological operators (solutions to the Yang-Baxter equation) and universal quantum gates. We describe the background for topological quantum computing in terms of Temperley–Lieb (we will sometimes abbreviate this to TL) recoupling theory. This is a recoupling theory that generalizes standard angular momentum recoupling theory, generalizes the Penrose theory of spin networks and is inherently topological. Temperley–Lieb recoupling Theory is based on the bracket polynomial model [32, 45] for the Jones polynomial. It is built in terms of diagrammatic combinatorial topology. The same structure can be explained in terms of the $SU(2)_q$ quantum group, and has relationships with functional integration and Witten’s approach to topological quantum field theory. Nevertheless, the approach given here is elementary. The structure is built from simple beginnings and this structure and its recoupling language can be applied to many things including colored Jones polynomials, Witten–Reshetikhin–Turaev invariants of three manifolds, topological quantum field theory and quantum computing.

In quantum computing, the simplest non-trivial example of the Temperley–Lieb recoupling Theory gives the so-called Fibonacci model. The recoupling theory yields representations of the Artin braid group into unitary groups $U(n)$ where n is a Fibonacci number. These representations are *dense* in the unitary group, and can be used to model quantum computation universally in terms of representations of the braid group. Hence the term: topological quantum computation. In this paper, we outline the basics of the Temperley–Lieb Recoupling Theory, and show explicitly how the Fibonacci model arises from it. The diagrammatic computations in the sections 12 to 18 are completely self-contained and can be used by a reader who has just learned the bracket polynomial, and wants to see how these dense unitary braid group representations arise from it. In the final section of the paper we give a separate construction for the Fibonacci model that is based on 2×2 complex matrix representations of the Temperley–Lieb algebra. This is a completely elementary construction independent of the recoupling theory of the previous sections. We studied this construction in [70] and a version of it has been used in [101].

The relationship of the work here with the mathematics of Chern-Simons theory and conformal field theory occurs through the work of Witten, Moore and Seiberg and Moore and Read [86]. One can compare the mathematical techniques of the present paper with the physics of the quantum Hall effect and its possibilities for topological quantum computing. This part of the story will await a sequel to the present exposition.

Here is a very condensed presentation of how unitary representations of the braid group are constructed via topological quantum field theoretic methods, leading to the Fibonacci model and its generalizations. These representations are more powerful, in principle, than the representations we have just given, because they encompass a dense collection of all unitary transformations, including single qubit transformations needed for universal quantum computing. One has a mathematical particle with label P that can interact with itself to produce either itself labeled P or itself with the null label $*$. We shall denote the interaction of two particles P and Q by the expression PQ , but it is understood that the “value” of PQ is the result of the interaction, and

this may partake of a number of possibilities. Thus for our particle P , we have that PP may be equal to P or to $*$ in a given situation. When $*$ interacts with P the result is always P . When $*$ interacts with $*$ the result is always $*$. One considers process spaces where a row of particles labeled P can successively interact, subject to the restriction that the end result is P . For example the space $V[(ab)c]$ denotes the space of interactions of three particles labeled P . The particles are placed in the positions a, b, c . Thus we begin with $(PP)P$. In a typical sequence of interactions, the first two P 's interact to produce a $*$, and the $*$ interacts with P to produce P .

$$(PP)P \longrightarrow (*)P \longrightarrow P.$$

In another possibility, the first two P 's interact to produce a P , and the P interacts with P to produce P .

$$(PP)P \longrightarrow (P)P \longrightarrow P.$$

It follows from this analysis that the space of linear combinations of processes $V[(ab)c]$ is two dimensional. The two processes we have just described can be taken to be the qubit basis for this space. One obtains a representation of the three strand Artin braid group on $V[(ab)c]$ by assigning appropriate phase changes to each of the generating processes. One can think of these phases as corresponding to the interchange of the particles labeled a and b in the association $(ab)c$. The other operator for this representation corresponds to the interchange of b and c . This interchange is accomplished by a *unitary change of basis mapping*

$$F : V[(ab)c] \longrightarrow V[a(bc)].$$

If

$$A : V[(ab)c] \longrightarrow V[(ba)c]$$

is the first braiding operator (corresponding to an interchange of the first two particles in the association) then the second operator

$$B : V[(ab)c] \longrightarrow V[(ac)b]$$

is accomplished via the formula $B = F^{-1}RF$ where the R in this formula acts in the second vector space $V[a(bc)]$ to apply the phases for the interchange of b and c . These issues are illustrated in Figure 1, where the parenthesization of the particles is indicated by circles and by also by trees. The trees can be taken to indicate patterns of particle interaction, where two particles interact at the branch of a binary tree to produce the particle product at the root. See also Figure 50 for an illustration of the braiding $B = F^{-1}RF$

In this scheme, vector spaces corresponding to associated strings of particle interactions are interrelated by *recoupling transformations* that generalize the mapping F indicated above. A full representation of the Artin braid group on each space is defined in terms of the local interchange phase gates and the recoupling transformations. These gates and transformations have to satisfy a number of identities in order to produce a well-defined representation of the braid group.

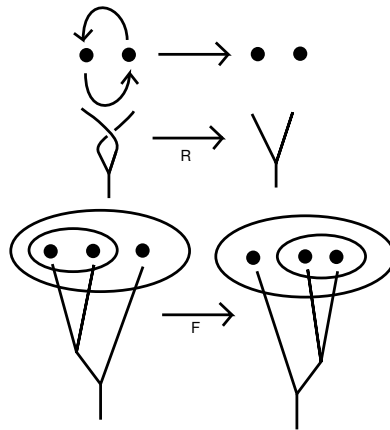


Figure 1: **Braiding Anyons**

These identities were discovered originally in relation to topological quantum field theory. In our approach the structure of phase gates and recoupling transformations arise naturally from the structure of the bracket model for the Jones polynomial. Thus we obtain a knot-theoretic basis for topological quantum computing.

In modeling the quantum Hall effect [105, 20, 10, 11], the braiding of quasi-particles (collective excitations) leads to non-trivial representations of the Artin braid group. Such particles are called *Anyons*. The braiding in these models is related to topological quantum field theory. It is hoped that the mathematics we explain here will form a bridge between theoretical models of anyons and their applications to quantum computing.

Acknowledgement. Much of this paper is based upon joint work with Samuel J. Lomonaco in the papers [55, 59, 60, 61, 62, 63, 64, 65, 66, 69, 70, 81]. I have woven this work into the present paper in a form that is coupled with recent and previous work on relations with logic and with Majorana fermions. The relations with logic stem from the following previous papers of the author [35, 36, 37, 38, 39, 52, 53, 54, 71, 48, 49, 72, 73, 74]. These previous papers are an exploration of the foundations of knot theory in relation to Laws of Form, non-standard set theory, recursion and discrete dynamical systems. At the level of discrete dynamical systems the papers are related to foundations of physics. More work needs to be done in all these domains.

Two recent books contain material relevant to the context of this paper. They are [97] and [94]. The interested reader should examine these approaches to fundamental physics. It is planned to use this paper and other joint work as a springboard for a book [75] on topological quantum information theory and for a book that expands on the foundational issues raised in this paper and the previous papers of the author.

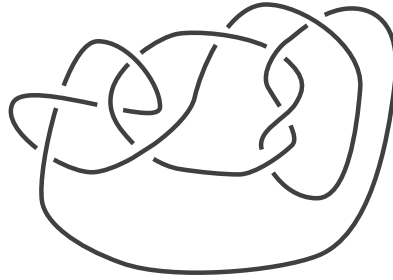


Figure 2: A knot diagram

2 Knots and Braids

The purpose of this section is to give a quick introduction to the diagrammatic theory of knots, links and braids. A *knot* is an embedding of a circle in three-dimensional space, taken up to ambient isotopy. The problem of deciding whether two knots are isotopic is an example of a *placement problem*, a problem of studying the topological forms that can be made by placing one space inside another. In the case of knot theory we consider the placements of a circle inside three dimensional space. There are many applications of the theory of knots. Topology is a background for the physical structure of real knots made from rope or cable. As a result, the field of practical knot tying is a field of applied topology that existed well before the mathematical discipline of topology arose. Then again long molecules such as rubber molecules and DNA molecules can be knotted and linked. There have been a number of intense applications of knot theory to the study of *DNA* [99] and to polymer physics [40]. Knot theory is closely related to theoretical physics as well with applications in quantum gravity [104, 95, 58] and many applications of ideas in physics to the topological structure of knots themselves [45].

Quantum topology is the study and invention of topological invariants via the use of analogies and techniques from mathematical physics. Many invariants such as the Jones polynomial are constructed via partition functions and generalized quantum amplitudes. As a result, one expects to see relationships between knot theory and physics. In this paper we will study how knot theory can be used to produce unitary representations of the braid group. Such representations can play a fundamental role in quantum computing.

That is, two knots are regarded as equivalent if one embedding can be obtained from the other through a continuous family of embeddings of circles in three-space. A *link* is an embedding of a disjoint collection of circles, taken up to ambient isotopy. Figure 2 illustrates a diagram for a knot. The diagram is regarded both as a schematic picture of the knot, and as a plane graph with extra structure at the nodes (indicating how the curve of the knot passes over or under itself by standard pictorial conventions).

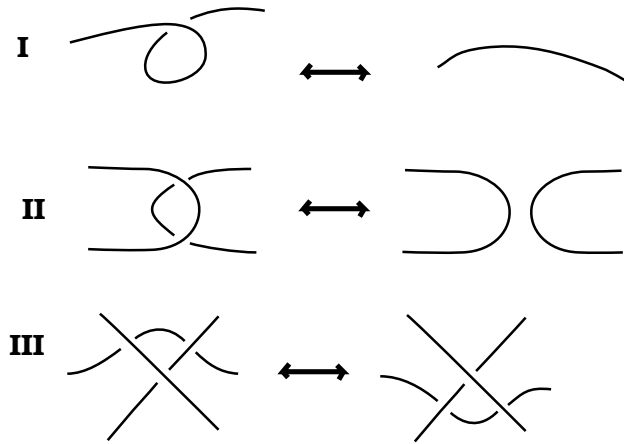


Figure 3: **The Reidemeister Moves**

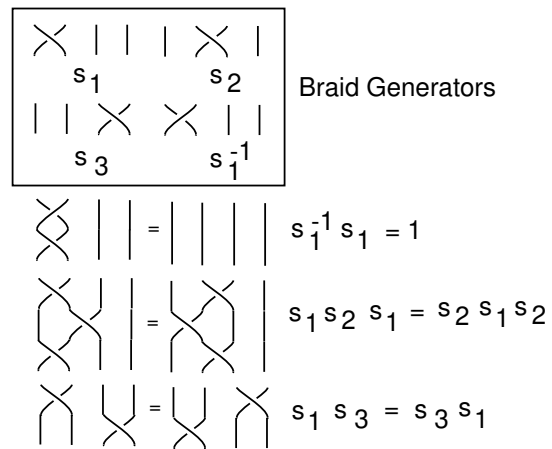


Figure 4: **Braid Generators**

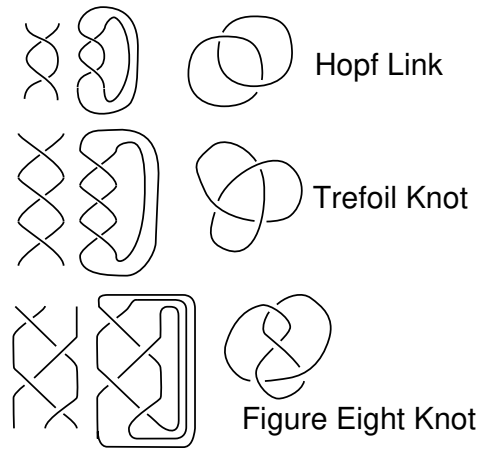


Figure 5: **Closing Braids to form knots and links.**

Ambient isotopy is mathematically the same as the equivalence relation generated on diagrams by the *Reidemeister moves*. These moves are illustrated in Figure 3. Each move is performed on a local part of the diagram that is topologically identical to the part of the diagram illustrated in this figure (these figures are representative examples of the types of Reidemeister moves) without changing the rest of the diagram. The Reidemeister moves are useful in doing combinatorial topology with knots and links, notably in working out the behaviour of knot invariants. A *knot invariant* is a function defined from knots and links to some other mathematical object (such as groups or polynomials or numbers) such that equivalent diagrams are mapped to equivalent objects (isomorphic groups, identical polynomials, identical numbers). The Reidemeister moves are of great use for analyzing the structure of knot invariants and they are closely related to the *Artin braid group*, which we discuss below.

A *braid* is an embedding of a collection of strands that have their ends in two rows of points that are set one above the other with respect to a choice of vertical. The strands are not individually knotted and they are disjoint from one another. See Figure 4, Figure 5 and Figure 6 for illustrations of braids and moves on braids. Braids can be multiplied by attaching the bottom row of one braid to the top row of the other braid. Taken up to ambient isotopy, fixing the endpoints, the braids form a group under this notion of multiplication. In Figure 4 we illustrate the form of the basic generators of the braid group, and the form of the relations among these generators. Figure 5 illustrates how to close a braid by attaching the top strands to the bottom strands by a collection of parallel arcs. A key theorem of Alexander states that every knot or link can be represented as a closed braid. Thus the theory of braids is critical to the theory of knots and links. Figure 6 illustrates the famous Borromean Rings (a link of three unknotted loops such that any two of the loops are unlinked) as the closure of a braid.

Let B_n denote the Artin braid group on n strands. We recall here that B_n is generated by elementary braids $\{s_1, \dots, s_{n-1}\}$ with relations

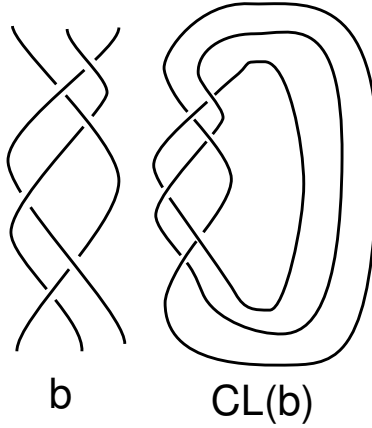


Figure 6: **Borromean Rings as a Braid Closure**

1. $s_i s_j = s_j s_i$ for $|i - j| > 1$,
2. $s_i s_{i+1} s_i = s_{i+1} s_i s_{i+1}$ for $i = 1, \dots, n - 2$.

See Figure 4 for an illustration of the elementary braids and their relations. Note that the braid group has a diagrammatic topological interpretation, where a braid is an intertwining of strands that lead from one set of n points to another set of n points. The braid generators s_i are represented by diagrams where the i -th and $(i + 1)$ -th strands wind around one another by a single half-twist (the sense of this turn is shown in Figure 4) and all other strands drop straight to the bottom. Braids are diagrammed vertically as in Figure 4, and the products are taken in order from top to bottom. The product of two braid diagrams is accomplished by adjoining the top strands of one braid to the bottom strands of the other braid.

In Figure 4 we have restricted the illustration to the four-stranded braid group B_4 . In that figure the three braid generators of B_4 are shown, and then the inverse of the first generator is drawn. Following this, one sees the identities $s_1 s_1^{-1} = 1$ (where the identity element in B_4 consists in four vertical strands), $s_1 s_2 s_1 = s_2 s_1 s_2$, and finally $s_1 s_3 = s_3 s_1$.

Braids are a key structure in mathematics. It is not just that they are a collection of groups with a vivid topological interpretation. From the algebraic point of view the braid groups B_n are important extensions of the symmetric groups S_n . Recall that the symmetric group S_n of all permutations of n distinct objects has presentation as shown below.

1. $s_i^2 = 1$ for $i = 1, \dots, n - 1$,
2. $s_i s_j = s_j s_i$ for $|i - j| > 1$,
3. $s_i s_{i+1} s_i = s_{i+1} s_i s_{i+1}$ for $i = 1, \dots, n - 2$.

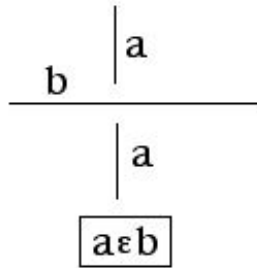


Figure 7: **Membership**

Thus S_n is obtained from B_n by setting the square of each braiding generator equal to one. We have an exact sequence of groups

$$1 \longrightarrow B_n \longrightarrow S_n \longrightarrow 1$$

exhibiting the Artin braid group as an extension of the symmetric group.

In the next sections we shall show how representations of the Artin braid group are rich enough to provide a dense set of transformations in the unitary groups. Thus the braid groups are *in principle* fundamental to quantum computation and quantum information theory.

3 Knot Logic

We shall use knot and link diagrams to represent sets. More about this point of view can be found in the author's paper "Knot Logic" [34].

Set theory is about an asymmetric relation called membership. We write $a \in S$ to say that a is a member of the set S . In this section we shall diagram the membership relation as in Figure 7.

The entities a and b that are in the relation $a \in b$ are diagrammed as segments of lines or curves, with the a -curve passing underneath the b -curve. Membership is represented by under-passage of curve segments. A curve or segment with no curves passing underneath it is the empty set.

In the Figure 8, we indicate two sets. The first (looking like a right-angle bracket that we refer to as the *mark*) is the empty set. The second, consisting of a mark crossing over another mark, is the set whose only member is the empty set. We can continue this construction, building the von Neumann construction of the natural numbers in this notation as in Figure 9

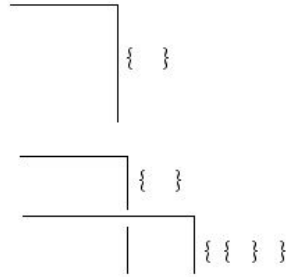


Figure 8: Von Neumann 1

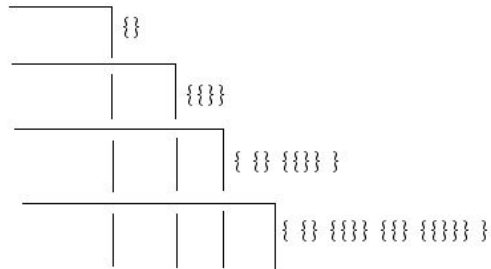


Figure 9: Von Neumann 2

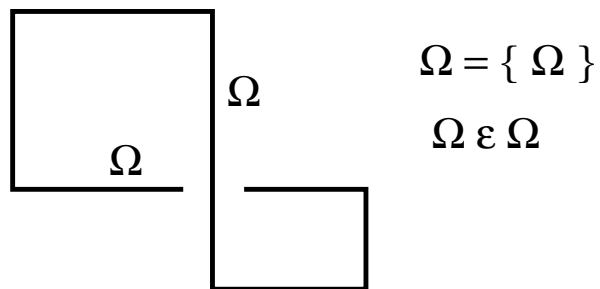


Figure 10: Omega is a member of Omega.

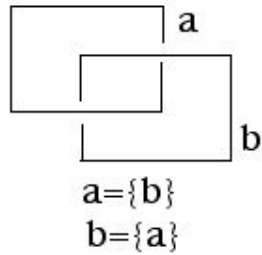


Figure 11: **Mutual Membership**

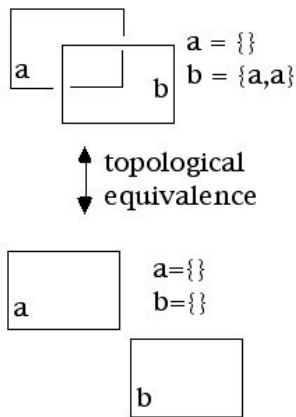


Figure 12: **Cancellation**

This notation allows us to also have sets that are members of themselves as in Figure 10, and sets can be members of each other as in Figure 11. This mutuality is diagrammed as topological linking. This leads to the question beyond flatland: Is there a topological interpretation for this way of looking at set-membership?

Consider the example in Figure 12, modified from the previous one. The link consisting of a and b in this example is not topologically linked. The two components slide over one another and come apart. The set a remains empty, but the set b changes from $b = \{a, a\}$ to empty. This example suggests the following interpretation.

Regard each diagram as specifying a multi-set (where more than one instance of an element can occur), and the rule for reducing to a set with one representative for each element is: Elements of knot sets cancel in pairs. Two knot sets are said to be equivalent if one can be obtained from the other by a finite sequence of pair cancellations.

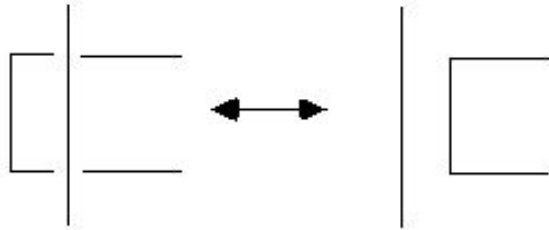


Figure 13: **Reidemeister 2**

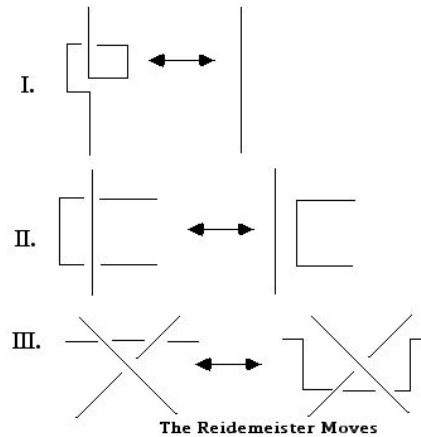


Figure 14: **Reidemeister Moves**

This equivalence relation on knot sets is in exact accord with the first Reidemeister move as shown in Figure 13.

There are other topological moves, and we must examine them as well. In fact, it is well-known that topological equivalence of knots (single circle embeddings), links (multiple circle embeddings) and tangles (arbitrary diagrammatic embeddings with end points fixed and the rule that you are not allowed to move strings over endpoints) is generated by three basic moves (the Reidemeister moves) as shown in Figure 14. See [45].

It is apparent that move III does not change any of the relationships in the knot multi-sets. The line that moves just shifts and remains underneath the other two lines. On the other hand move number one can change the self-referential nature of the corresponding knot-set. One goes, in the first move, between a set that indicates self-membership to a set that does not indicate self-membership (at the site in question). See Figure 15 This means that in knot-set theory every set has representatives (the diagrams are the representatives of the sets) that are members of

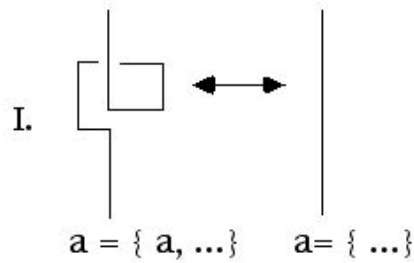


Figure 15: **Reidemeister I: Replacing Self-Membership with No Self-Membership**

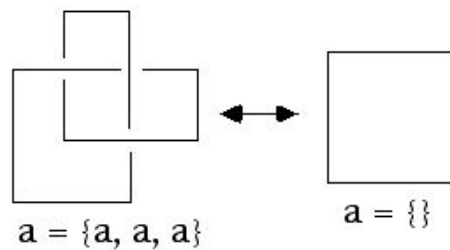


Figure 16: **Trefoil is an empty knotset.**

themselves, and it has representatives that are not members of themselves. In this domain, self-membership does not mean infinite descent. We do not insist that

$$a = \{a\}$$

implies that

$$a = \{\{\{\{\dots\}\}\}\}$$

Rather, $a = \{a\}$ just means that a has a little curl in its diagram. The Russell set of all sets that are not members of themselves is meaningless in this domain.

We can summarize this first level of knot-set theory in the following two equivalences:

1. Self-Reference:

$$a = \{b, c, \dots\} \iff a = \{a, b, c, \dots\}$$

2. Pair Cancellation:

$$S = \{a, a, b, c, \dots\} \iff S = \{b, c, \dots\}$$

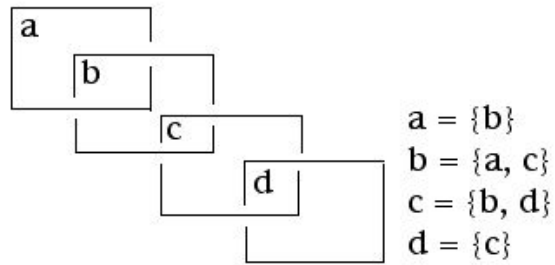


Figure 17: **Chain**

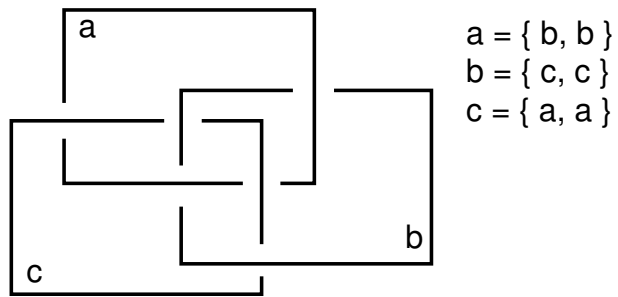


Figure 18: **Borromean Rings**

With this mode of dealing with self-reference and multiplicity, knot-set theory has the interpretation in terms of topological classes of diagrams. We could imagine that the flatlanders felt the need to invent three dimensional space and topology, just so their set theory would have such an elegant interpretation.

But how elegant is this interpretation, from the point of view of topology? Are we happy that knots are equivalent to the empty knot-set as shown in Figure 16? For this, an extension of the theory is clearly in the waiting. We are happy that many topologically non-trivial links correspond to non-trivial knot-sets. In the Figure 17, a chain link becomes a linked chain of knot-sets. But consider the link shown in Figure 18. These rings are commonly called the Borromean Rings. The Rings have the property that if you remove any one of them, then the other two are topologically unlinked. They form a topological tripartite relation. Their knot-set is described by the three equations

$$a = \{b, b\}$$

$$b = \{c, c\}$$

$$c = \{a, a\}.$$

Thus we see that this representative knot-set is a "scissors-paper-stone" pattern. Each component of the Rings lies over one other component, in a cyclic pattern. But in terms of the equivalence relation on knot sets that we have used, the knot set for the Rings is empty (by pair cancellation).

In order to go further in the direction of topological invariants for knots and links it is necessary to use more structure than the simple membership relation that motivates the knots-sets. Viewed from the point of view of the diagrams for knots and links there are a number of possible directions. For example, one can label all the arcs of the diagram and introduce algebraic relations at each crossing. This leads to the fundamental group and the quandle [45]. One can also label all the arcs of the diagram from an index set and view this labeling as a state in analogous to a state of a physical system in statistical mechanics. Then evaluations of these states and summations of the evaluations over all the states give the class of knot invariants called *quantum invariants* for knots and links [45]. These include the Jones polynomial and its generalizations. In this paper we will explain and use the Jones polynomial and the so-called colored Jones polynomials. See Section 17 for this development. The purpose of this section has been to introduce the subject of knot and link diagrams in the context of thinking about foundations of mathematics. However, it is worthwhile adding structure to the knot set theory so that it can at least see the higher order linking of the Borromean rings. We do this in the next subsection by keeping track of the order in which sets are encountered along the arc of a given component, and by keeping track of both membership and *co-membership* where we shall say that A is co-member of B if B is a member of A . As one moves along an arc one sequentially encounters members and co-members.

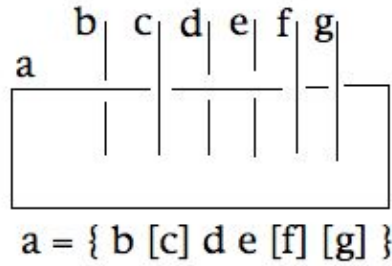


Figure 19: **An ordered knot set.**

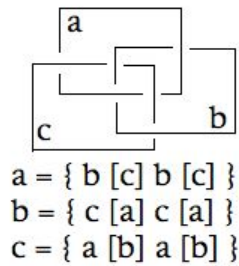


Figure 20: **Borromean Rings as Ordered Knot Set.**

3.1 Ordered Knot Sets

Take a walk along a given component. Write down the sequence of memberships and belongings that you encounter on the walk as shown in Figure 19.

In this notation, we record the order in which memberships and “co-memberships” (a is a co-member of b if and only if b is a member of a) occur along the strand of a given component of the knot-set. We do not choose a direction of traverse, so it is ok to reverse the total order of the contents of a given component and to take this order up to cyclic permutation. Thus we now have the representation of the Borromean Rings as shown in Figure 20.

With this extra information in front of us, it is clear that we should not allow the pair cancellations unless they occur in direct order, with no intervening co-memberships. Lets look at the revised Reidemeister moves as in Figure 21.

As is clear from the above diagrams, the Reidemeister moves tell us that we should impose some specific equivalences on these ordered knot sets:

1. We can erase any appearance of $a[a]$ or of $[a]a$ inside the set for a .
2. If bb occurs in a and $[a][a]$ occurs in b , then they can both be erased.

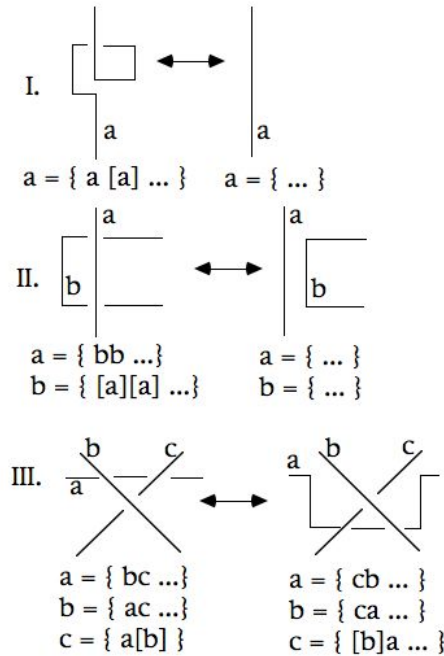


Figure 21: **Reidemeister Moves for Ordered Knot Sets.**

3. If bc is in a , ac is in b and $a[b]$ is in c , then we can reverse the order of each of these two element strings.

We take these three rules (and a couple of variants suggested by the diagrams) as the notion of equivalence of ordered knot-sets. One can see that the ordered knot-set for the Borromean rings is non-trivial in this equivalence relation. In this sense we have a proof that the Borromean rings are linked, based on their scissors, paper, stone structure. The only proof that I know for the non-triviality of the Borromean ordered knot set uses the concept of coloring discussed in the next subsection.

Knots and links are represented by the diagrams themselves, taken up the equivalence relation generated by the Reidemeister moves. This calculus of diagrams is quite complex and it is remarkable, the number and depth of different mathematical approaches that are used to study this calculus and its properties. Studying knots and links is rather like studying number theory. The objects of study themselves can be constructed directly, and form a countable set. The problems that seem to emanate naturally from these objects are challenging and fascinating. For more about knot-sets, see [39]

3.2 Quandles and Colorings of Knot Diagrams

There is an approach to studying knots and links that is very close to our ordered knot sets, but starts from a rather different premise. In this approach each arc of the diagram receives a label

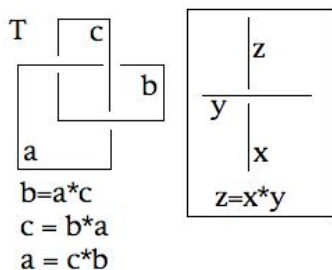


Figure 22: **The Quandle for the Trefoil Knot.**

or “color”. An arc of the diagram is a continuous curve in the diagram that starts at one under crossing and ends at another under crossing. For example, the trefoil diagram is related to this algebra as shown in Figure 22.

Each arc corresponds to an element of a “color algebra” $IQ(T)$ where T denotes the trefoil knot. We have that $IQ(T)$ is generated by colors a, b and c with the relations $c * b = a, a * c = b, b * a = c, a * a = a$. Each of these relations is a description of one of the crossings in T . These relations are specific to the trefoil knot. If we take on an algebra of this sort, we want its coloring structure to be invariant under the Reidemeister moves. This implies the following global relations:

$$\begin{aligned}
 x * x &= x \\
 (x * y) * y &= x \\
 (x * y) * z &= (x * z) * (y * z)
 \end{aligned}$$

for any x, y and z in the algebra (set of colors) $IQ(T)$. An algebra that satisfies these rules is called an Involutory Quandle (See [45]), hence the initials IQ . These global relations are really expressions of the concept of self-crossing and iterated crossing in the multiplicity of crossings that are available in a calculus of boundaries where the notation indicates the choice of interpretation, where one boundary is seen to cross (over) the other boundary. If we adopt these global relations for the algebra $IQ(K)$ for any knot or link diagram K , then two diagrams that are related by the Reidemeister moves will have isomorphic algebras. They will also inherit colorings of their arcs from one another. Thus the calculation of the algebra $IQ(K)$ for a knot or link K has the potentiality for bringing forth deep topological structure from the diagram.

In the case of the trefoil, one can see that the algebra actually closes at the set of elements a, b, c . We have the complete set of relations

$$c * b = a, a * c = b, b * a = c, a * a = a, a * a = a, b * b = b, c * c = c,$$

forming the *three-color quandle*. Three-coloring turns out to be quite useful for many knots and links. Thus we have seen that the trefoil knot is knotted due to its having a non-trivial three-coloring. By the same token, one can see that the Borommean rings are linked by checking that

they do *not* have a non-trivial three-coloring! This fact is easy to check by directly trying to color the rings. That uncolorability implies that the rings are linked follows from the fact that there is a non-trivial coloring of three unlinked rings (color each ring by a separate color). This coloring of the unlinked rings would then induce a coloring of the Borommean rings. Since there is no such coloring, the Borommean rings must be linked.

The ordered knot set corresponding to a link can be colored or not colored in the same manner as a link diagram. The spaces between the letters in the ordered code of the knot set can be assigned colors in the same way as the arcs of a link diagram. In this way, the coloring proofs can be transferred to ordered knot sets in the case of links. We leave the details of this analysis of link sets to another paper.

Knot theory can be seen as a natural articulation not of three dimensional space (a perfectly good interpretation) but of the properties of interactions of boundaries. Each boundary can be regarded as that boundary transgressed by another boundary. The choice of who is the transgressed and who transgresses is the choice of a crossing, the choice of membership in the context of knot-set theory.

4 Fermions, Majorana Fermions and Algebraic Knot Sets

In the last part of our discussion of knot sets we added order and co-membership to the structure. In this way of thinking, the knot set is an ordered sequence of memberships and co-memberships that are encountered as one moves along the strand of that part of the weave. Lets take this view, but go back to the ordinary knot sets that just catalog memberships. Then the knot set is a ordered list of the memberships that are encountered along the weave. For example, in Figure 17 we have $a = \{b\}, b = \{a, c\}, c = \{b, d\}, c = \{c\}$, and this would become the algebraic statements $a = \{b\}, b = \{ac\}, c = \{bd\}, c = \{c\}$, where we remove the parentheses and write the contents of each set as a algebraic product. We retain the brackets in order to continue to differentiate the set from its contents. Then we would have that $\{bccd\} = \{bd\}$ since repetitions are eliminated, and we see that the rule $x^2 = 1$ should be obeyed by this algebra of products of set members.

What shall we do about $a = \{bcde\}$? we could decide that $xy = yx$ for all x and y in a given knot set. This commutative law would disregard the ordering, and we would have $\{bcde\} = \{bccd\}\{bd\}$. The simplest algebraic version of the knot sets is to have a commutative algebra with $x^2 = 1$ for all members. Then we can define $X\Delta Y$ for sets $X = \{\alpha\}$ and $Y = \{\beta\}$ by the equation

$$X\Delta Y = \{\alpha\beta\}$$

where $\alpha\beta$ represents the product of the members of X and Y taken together. The operation $X\Delta Y$ represents the union of knot sets and corresponds to exclusive or in standard set theory.

For example, suppose

$$A = \{yx\}, B = \{zy\}, C = \{xz\}.$$

Then we have $A^2 = B^2 = C^2 = \{1\}$ where it is understood that $\{1\} = \{\}$ represents the empty set. (That is, in the algebra 1 represents the empty word.) Furthermore we have $AB = C, BC = A, CA = B$. The relations in this example are very close to the quaternions. This example suggests that we could change the algebraic structure so that members satisfy $xy = -yx$, adding a notion of *sign* to the algebraic representation of the knot sets. We then get the pattern of the quaternion group: $A^2 = B^2 = C^2 = ABC = -1$ where -1 denotes the “negative” empty set.

By introducing the *Clifford algebra* with $x^2 = 1$ and $xy = -yx$ for generators, we bring the knot sets into direct correspondence with an algebra of *Majorana fermions*. The generators of this Clifford algebra represent fermions that are their own anti-particles. For a long time it has been conjectured that neutrinos may be Majorana fermions. More recently, it has been suggested that Majorana fermions may occur in collective electronic phenomena [84, 28, 8, 27, 80].

There is a natural association of fermion algebra to knot sets. In order to explain this association, we first give a short exposition of the algebra of fermion operators. In a standard collection of fermion operators m_1, \dots, m_k one has that each m_i is a linear operator on a Hilbert space with an adjoint operator m_i^\dagger (corresponding to the anti-particle for the particle created by m_i) and relations

$$\begin{aligned} m_i^2 &= 0, \\ m_i m_i^\dagger + m_i^\dagger m_i &= 1, \\ m_i m_j + m_j m_i &= 0 \end{aligned}$$

when $i \neq j$.

There is another brand of Fermion algebra where we have generators c_1, \dots, c_k and $c_i^2 = 1$ while $c_i c_j = -c_j c_i$ for all $i \neq j$. These are the *Majorana fermions*. There is an algebraic translation between the fermion algebra and Majorana fermion algebra. Given two Majorana fermions a and b with $a^2 = b^2 = 1$ and $ab = -ba$, define

$$m = (a + ib)/2$$

and

$$m^\dagger = (a - ib)/2.$$

It is then easy to see that $a^2 = b^2 = 1$ and $ab = -ba$ imply that m and m^\dagger form a fermion in the sense that $m^2 = (m^\dagger)^2 = 0$ and $mm^\dagger + m^\dagger m = 1$. Thus pairs of Majorana fermions can be construed as ordinary fermions. Conversely, if m is an ordinary fermion, then formal real and imaginary parts of m yield a mathematical pair of Majorana fermions. A chain of electrons in a nano-wire, conceived in this way can give rise to a chain of Majorana fermions with a non-localized pair corresponding to the distant ends of the chain. The non-local nature of this pair is promising for creating topologically protected qubits, and there is at this writing an experimental search for evidence for the existence of such end-effect Majorana fermions.

We now see that it is exactly the Majorana fermion algebra that matches the properties of the knot sets. Here is an example that shows how the topology comes in. Let x, y, z be three Majorana fermions. Let $A = yx, B = zy, C = xz$. We have already seen that A, B, C represent the quaternions. Now define

$$s_1 = (1 + A)/\sqrt{2}, s_2 = (1 + B)/\sqrt{2}, s_3 = (1 + C)/\sqrt{2}.$$

It is easy to see that s_i and s_j satisfy the braiding relation for any $i \neq j$. For example, here is the verification for $i = 1, j = 2$.

$$\begin{aligned} s_1 s_2 s_1 &= (1/2\sqrt{2})(1 + A)(1 + B)(1 + A) \\ &= (1/2\sqrt{2})(1 + A + B + AB)(1 + A) \\ &= (1/2\sqrt{2})(1 + A + B + AB + A + A^2 + BA + ABA) \\ &= (1/2\sqrt{2})(1 + A + B + AB + A - 1 - AB + B) \\ &= (1/\sqrt{2})(A + B). \end{aligned}$$

Similarly,

$$\begin{aligned} s_2 s_1 s_2 &= (1/2\sqrt{2})(1 + B)(1 + A)(1 + B) \\ &= (1/2\sqrt{2})(1 + A + B + BA)(1 + B) \\ &= (1/2\sqrt{2})(1 + A + B + BA + B + AB + B^2 + BAB) \\ &= (1/2\sqrt{2})(1 + A + B + BA + B - BA - 1 + A) \\ &= (1/\sqrt{2})(A + B). \end{aligned}$$

Thus

$$s_1 s_2 s_1 = s_2 s_1 s_2,$$

and so a natural braid group representation arises from the Majorana fermions. This braid group representation is significant for quantum computing as we shall see in Section 7. For the purpose of this discussion, the braid group representation shows that the Clifford algebraic representation for knot sets is related to topology at more than one level. The relation $x^2 = 1$ for generators makes the individual sets, taken as products of generators, invariant under the Reidemeister moves (up to a global sign). But braiding invariance of certain linear combinations of sets is a relationship with knotting at a second level. This multiple relationship certainly deserves more thought. We will make one more remark here, and reserve further analysis for a subsequent paper.

These braiding operators can be seen to act on the vector space over the complex numbers that is spanned by the fermions x, y, z . To see how this works, consider

$$s = \frac{1 + yx}{\sqrt{2}},$$

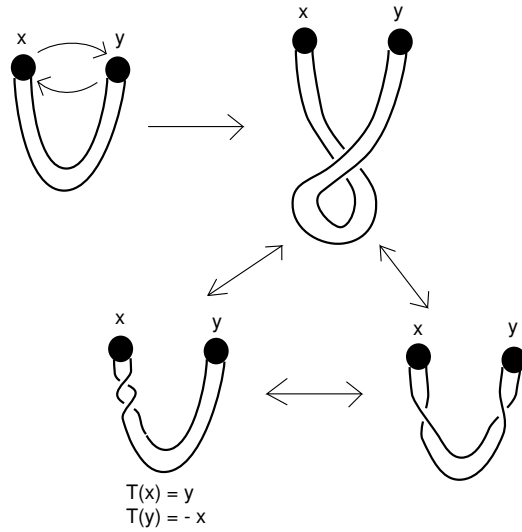


Figure 23: **Braiding Action on a Pair of Fermions**

$$T(p) = sps^{-1} = \left(\frac{1 + yx}{\sqrt{2}}\right)p\left(\frac{1 - yx}{\sqrt{2}}\right),$$

and verify that $T(x) = y$ and $T(y) = -x$. Now view Figure 23 where we have illustrated a topological interpretation for the braiding of two fermions. In the topological interpretation the two fermions are connected by a flexible belt. On interchange, the belt becomes twisted by 2π . In the topological interpretation a twist of 2π corresponds to a phase change of -1 . (For more information on this topological interpretation of 2π rotation for fermions, see [45].) Without a further choice it is not evident which particle of the pair should receive the phase change. The topology alone tells us only the relative change of phase between the two particles. The Clifford algebra for Majorana fermions makes a specific choice in the matter and in this way fixes the representation of the braiding.

Finally, we remark that linear combinations of products in the Clifford algebra can be regarded as superpositions of the knot sets. Thus $xy + xz$ is a superposition of the sets with members $\{x, y\}$ and $\{x, z\}$. Superposition of sets suggests that we are creating a species of *quantum set theory* and indeed Clifford algebra based quantum set theories have been suggested (see [19]) by David Finkelstein and others. It may come as a surprise to a quantum set theorist to find that knot theoretic topology is directly related to this subject. It is also clear that this Clifford algebraic quantum set theory should be related to our previous constructions for quantum knots [60, 61, 62, 63, 64]. This requires more investigation, and it suggests that knot theory and the theory of braids occupy a fundamental place in the foundations of quantum mechanics.

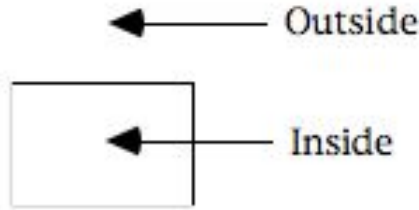


Figure 24: **Inside and Outside**

5 Laws of Form

In this section we discuss a formalism due the G. Spencer-Brown [100] that is often called the “calculus of indications”. This calculus is a study of mathematical foundations with a topological notation based on one symbol, the mark:



This single symbol represents a distinction between its own inside and outside. As is evident from Figure 24, the mark is regarded as a shorthand for a rectangle drawn in the plane and dividing the plane into the regions inside and outside the rectangle.

The reason we introduce this notation is that in the calculus of indications the mark can interact with itself in two possible ways. The resulting formalism becomes a version of Boolean arithmetic, but fundamentally simpler than the usual Boolean arithmetic of 0 and 1 with its two binary operations and one unary operation (negation). In the calculus of indications one takes a step in the direction of simplicity, and also a step in the direction of physics. The patterns of this mark and its self-interaction match those of a *Majorana fermion* as discussed in the previous section. A Majorana fermion is a particle that is its own anti-particle. [84]. We will later see, in this paper, that by adding braiding to the calculus of indications we arrive at the Fibonacci model, that can in principle support quantum computing.

In the previous section we described Majorana fermions in terms of their algebra of creation and annihilation operators. Here we describe the particle directly in terms of its interactions. This is part of a general scheme called “fusion rules” [86] that can be applied to discrete particle interactions. A fusion rule represents all of the different particle interactions in the form of a set of equations. The bare bones of the Majorana fermion consist in a particle P such that P can interact with itself to produce a neutral particle $*$ or produce itself P . Thus the possible interactions are

$$PP \longrightarrow *$$

and

$$PP \longrightarrow P.$$

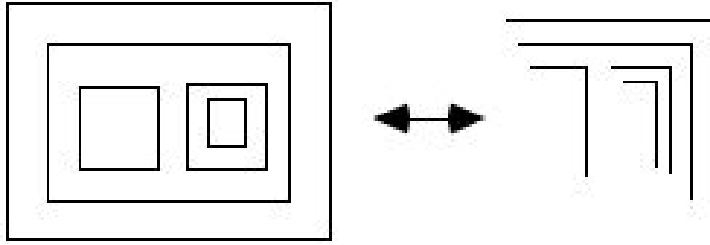


Figure 25: **Boxes and Marks**

This is the bare minimum that we shall need. The fusion rule is

$$P^2 = 1 + P.$$

This represents the fact that P can interact with itself to produce the neutral particle (represented as 1 in the fusion rule) or itself (represented by P in the fusion rule). We shall come back to the combinatorics related to this fusion equation.

Is there a *linguistic* particle that is its own anti-particle? Certainly we have

$$\sim\sim Q = Q$$

for any proposition Q (in Boolean logic). And so we might write

$$\sim\sim \longrightarrow *$$

where $*$ is a neutral linguistic particle, an identity operator so that

$$*Q = Q$$

for any proposition Q . But in the normal use of negation there is no way that the negation sign combines with itself to produce itself. This appears to ruin the analogy between negation and the Majorana fermion. Remarkably, the calculus of indications provides a context in which we can say exactly that a certain logical particle, the mark, can act as negation *and* can interact with itself to produce itself.

In the calculus of indications patterns of non-intersecting marks (i.e. non-intersecting rectangles) are called *expressions*. For example in Figure 25 we see how patterns of boxes correspond to patterns of marks.

In Figure 25, we have illustrated both the rectangle and the marked version of the expression. In an expression you can say definitively of any two marks whether one is or is not inside the other. The relationship between two marks is either that one is inside the other, or that neither is inside the other. These two conditions correspond to the two elementary expressions shown in Figure 26.

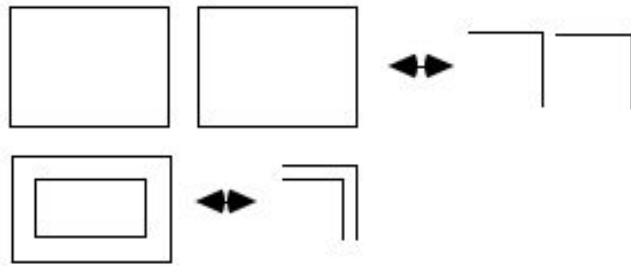


Figure 26: **Translation between Boxes and Marks**

The mathematics in Laws of Form begins with two laws of transformation about these two basic expressions. Symbolically, these laws are:

1. Calling :

$$\neg\neg = \neg$$

2. Crossing:

$$\neg\neg = \cdot$$

The equals sign denotes a replacement step that can be performed on instances of these patterns (two empty marks that are adjacent or one mark surrounding an empty mark). In the first of these equations two adjacent marks condense to a single mark, or a single mark expands to form two adjacent marks. In the second equation two marks, one inside the other, disappear to form the unmarked state indicated by nothing at all. That is, two nested marks can be replaced by an empty word in this formal system. Alternatively, the unmarked state can be replaced by two nested marks. These equations give rise to a natural calculus, and the mathematics can begin. For example, *any expression can be reduced uniquely to either the marked or the unmarked state*. The following example illustrates the method:

$$\overline{\overline{\neg\neg\neg\neg}} = \overline{\overline{\neg\neg\neg}} = \overline{\overline{\neg\neg}} = \overline{\neg\neg} = \neg$$

The general method for reduction is to locate marks that are at the deepest places in the expression (depth is defined by counting the number of inward crossings of boundaries needed to reach the given mark). Such a deepest mark must be empty and it is either surrounded by another mark, or it is adjacent to an empty mark. In either case a reduction can be performed by either calling or crossing.

Laws of Form begins with the following statement. “We take as given the idea of a distinction and the idea of an indication, and that it is not possible to make an indication without drawing a distinction. We take therefore the form of distinction for the form.” Then the author makes the following two statements (laws):

1. *The value of a call made again is the value of the call.*
2. *The value of a crossing made again is not the value of the crossing.*

The two symbolic equations above correspond to these statements. First examine the law of calling. It says that the value of a repeated name is the value of the name. In the equation

$$\neg\neg = \neg$$

one can view either mark as the name of the state indicated by the outside of the other mark. In the other equation

$$\overline{\neg} = \neg$$

the state indicated by the outside of a mark is the state obtained by crossing from the state indicated on the inside of the mark. Since the marked state is indicated on the inside, the outside must indicate the unmarked state. The Law of Crossing indicates how opposite forms can fit into one another and vanish into nothing, or how nothing can produce opposite and distinct forms that fit one another, hand in glove. The same interpretation yields the equation

$$\neg = \overline{\neg}$$

where the left-hand side is seen as an instruction to cross from the unmarked state, and the right hand side is seen as an indicator of the marked state. The mark has a double carry of meaning. It can be seen as an operator, transforming the state on its inside to a different state on its outside, and it can be seen as the name of the marked state. That combination of meanings is compatible in this interpretation.

From the calculus of indications, one moves to algebra. Thus

$$\overline{\overline{A}}$$

stands for the two possibilities

$$\overline{\neg} = \neg \leftrightarrow A = \neg$$

$$\neg = \overline{\neg} \leftrightarrow A = \overline{\neg}$$

In all cases we have

$$\overline{\overline{A}} = A.$$

By the time we articulate the algebra, the mark can take the role of a unary operator

$$A \longrightarrow \overline{A}.$$

But it retains its role as an element in the algebra. Thus begins algebra with respect to this non-numerical arithmetic of forms. The primary algebra that emerges is a subtle precursor to Boolean algebra. One can translate back and forth between elementary logic and primary algebra:

1. $\neg \longleftrightarrow T$
2. $\overline{\neg} \longleftrightarrow F$
3. $\overline{A} \longleftrightarrow \sim A$
4. $AB \longleftrightarrow A \vee B$
5. $\overline{A} \overline{B} \longleftrightarrow A \wedge B$
6. $\overline{A} B \longleftrightarrow A \Rightarrow B$

The calculus of indications and the primary algebra form an efficient system for working with basic symbolic logic.

By reformulating basic symbolic logic in terms of the calculus of indications, we have a ground in which negation is represented by the mark *and* the mark is also interpreted as a value (a truth value for logic) and these two interpretations are compatible with one another in the formalism. The key to this compatibility is the choice to represent the value “false” by a literally unmarked state in the notational plane. With this the empty mark (a mark with nothing on its inside) can be interpreted as the negation of “false” and hence represents “true”. The mark interacts with itself to produce itself (calling) and the mark interacts with itself to produce nothing (crossing). We have expanded the conceptual domain of negation so that it satisfies the mathematical pattern of an abstract Majorana fermion.

Another way to indicate these two interactions symbolically is to use a box, for the marked state and a blank space for the unmarked state. Then one has two modes of interaction of a box with itself:

1. Adjacency: $\square \square$
and
2. Nesting: $\boxed{\square}$.

With this convention we take the adjacency interaction to yield a single box, and the nesting interaction to produce nothing:

$$\square \square = \square$$

$$\boxed{\square} = *$$

We take the notational opportunity to denote nothing by an asterisk (*). The syntactical rules for operating the asterisk are Thus the asterisk is a stand-in for no mark at all and it can be erased or placed wherever it is convenient to do so. Thus

$$\boxed{\square} = *$$

At this point the reader can appreciate what has been done if he returns to the usual form of symbolic logic. In that form we that

$$\sim\sim X = X$$

for all logical objects (propositions or elements of the logical algebra) X . We can summarize this by writing

$$\sim\sim =$$

as a symbolic statement that is outside the logical formalism. Furthermore, one is committed to the interpretation of negation as an operator and not as an operand. The calculus of indications provides a formalism where the mark (the analog of negation in that domain) is both a value and an object, and so can act on itself in more than one way.

The Majorana particle is its own anti-particle. It is exactly at this point that physics meets logical epistemology. Negation as logical entity is its own anti-particle. Wittgenstein says (Tractatus [107] 4.0621) “... the sign ‘ \sim ’ corresponds to nothing in reality.” And he goes on to say (Tractatus 5.511) “How can all-embracing logic which mirrors the world use such special catches and manipulations? Only because all these are connected into an infinitely fine network, the great mirror.” For Wittgenstein in the Tractatus, the negation sign is part of the mirror making it possible for thought to reflect reality through combinations of signs. These remarks of Wittgenstein are part of his early picture theory of the relationship of formalism and the world. In our view, the world and the formalism we use to represent the world are not separate. The observer and the mark are (formally) identical. A path is opened between logic and physics.

The visual iconics that create via the boxes of half-boxes of the calculus of indications a model for a logical Majorana fermion can also be seen in terms of cobordisms of surfaces. View Figure 27. There the boxes have become circles and the interactions of the circles have been displayed as evolutions in an extra dimension, tracing out surfaces in three dimensions. The condensation of two circles to one is a simple cobordism between two circles and a single circle. The cancellation of two circles that are concentric can be seen as the right-hand lower cobordism in this figure with a level having a continuum of critical points where the two circles cancel. A simpler cobordism is illustrated above on the right where the two circles are not concentric, but nevertheless are cobordant to the empty circle. Another way of putting this is that two topological closed strings can interact by cobordism to produce a single string or to cancel one another. Thus a simple circle can be a topological model for a Majorana fermion.

In Sections 15 and 16 we detail how the Fibonacci model for anyonic quantum computing [78, 90] can be constructed by using a version of the two-stranded bracket polynomial and a generalization of Penrose spin networks. This is a fragment of the Temperley-Lieb recoupling theory [34].

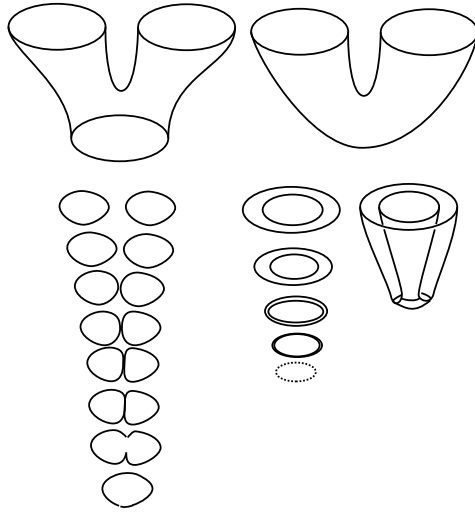


Figure 27: **Calling, Crossing and Cobordism**

5.1 The Square Root of Minus One is an Eigenform and a Clock

So far we have seen that the mark can represent the fusion rules for a Majorana fermion since it can interact with itself to produce either itself or nothing. But we have not yet seen the anti-commuting fermion algebra emerge from this context of making a distinction. Remarkably, this algebra does emerge when one looks at the mark recursively.

Consider the transformation

$$F(X) = \overline{X}.$$

If we iterate it and take the limit we find

$$G = F(F(F(F(\dots)))) = \overline{\overline{\overline{\overline{\dots}}}}$$

an infinite nest of marks satisfying the equation

$$G = \overline{G}.$$

With $G = F(G)$, I say that G is an *eigenform* for the transformation F . See [] for more about this point of view. See Figure 28 for an illustration of this nesting with boxes and an arrow that points inside the reentering mark to indicate its appearance inside itself. If one thinks of the mark itself as a Boolean logical value, then extending the language to include the reentering mark G goes beyond the boolean. We will not detail here how this extension can be related to non-standard logics, but refer the reader to [39]. Taken at face value the reentering mark cannot be just marked or just unmarked, for by its very definition, if it is marked then it is unmarked and if it is unmarked then it is marked. In this sense the reentering mark has the form of a self-contradicting paradox.

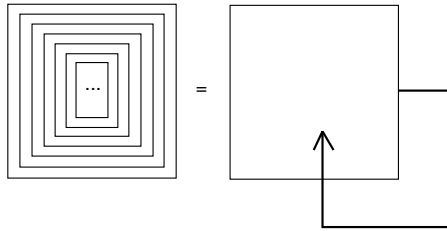


Figure 28:

There is no paradox since we do not have to permanently assign it to either value. The simplest interpretation of the reentering mark is that it is temporal and that it represents an oscillation between markedness and unmarkedness. In numerical terms it is a discrete dynamical system oscillating between $+1$ (marked) and -1 (not marked).

With the reentering mark in mind consider now the transformation on real numbers given by

$$T(x) = -1/x.$$

This has the fixed points i and $-i$, the complex numbers whose squares are negative unity. But let's take a point of view more directly associated with the analogy of the recursive mark. Begin by starting with a simple periodic process that is associated directly with the classical attempt to solve for i as a solution to a quadratic equation. We take the point of view that solving $x^2 = ax + b$ is the same (when $x \neq 0$) as solving

$$x = a + b/x,$$

and hence is a matter of finding a fixed point. In the case of i we have

$$x^2 = -1$$

and so desire a fixed point

$$x = -1/x.$$

There are no real numbers that are fixed points for this operator and so we consider the oscillatory process generated by

$$T(x) = -1/x.$$

The fixed point would satisfy

$$i = -1/i$$

and multiplying, we get that

$$ii = -1.$$

On the other hand the iteration of T yields

$$1, T(1) = -1, T(T(1)) = +1, T(T(T(1))) = -1, +1, -1, +1, -1, \dots$$

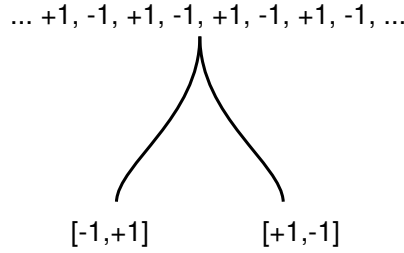


Figure 29:

The square root of minus one is a perfect example of an eigenform that occurs in a new and wider domain than the original context in which its recursive process arose. The process has no fixed point in the original domain.

Looking at the oscillation between $+1$ and -1 , we see that there are naturally two phase-shifted viewpoints. We denote these two views of the oscillation by $[+1, -1]$ and $[-1, +1]$. These viewpoints correspond to whether one regards the oscillation at time zero as starting with $+1$ or with -1 . See Figure 29. We shall let the word *iterant* stand for an undisclosed alternation or ambiguity between $+1$ and -1 . There are two iterant views: $[+1, -1]$ and $[-1, +1]$ for the basic process we are examining. Given an iterant $[a, b]$, we can think of $[b, a]$ as the same process with a shift of one time step. The two iterant views, $[+1, -1]$ and $[-1, +1]$, will become the square roots of negative unity, i and $-i$.

We introduce a *temporal shift operator* η such that

$$[a, b]\eta = \eta[b, a]$$

and

$$\eta\eta = 1$$

for any iterant $[a, b]$, so that concatenated observations can include a time step of one-half period of the process

$$\dots abababab \dots$$

We combine iterant views term-by-term as in

$$[a, b][c, d] = [ac, bd].$$

We now define i by the equation

$$i = [1, -1]\eta.$$

This makes i both a value and an operator that takes into account a step in time.

We calculate

$$ii = [1, -1]\eta[1, -1]\eta = [1, -1][-1, 1]\eta\eta = [-1, -1] = -1.$$

Thus we have constructed a square root of minus one by using an iterant viewpoint. In this view i represents a discrete oscillating temporal process and it is an eigenform for $T(x) = -1/x$, participating in the algebraic structure of the complex numbers. In fact the corresponding algebra structure of linear combinations $[a, b] + [c, d]\eta$ is isomorphic with 2×2 matrix algebra and iterants can be used to construct $n \times n$ matrix algebra. We treat this generalization elsewhere [72, 73].

Now we can make contact with the algebra of the Majorana fermions. Let $e = [1, -1]$. Then we have $e^2 = [1, 1] = 1$ and $e\eta = [1, -1]\eta = [-1, 1]\eta = -e\eta$. Thus we have

$$e^2 = 1,$$

$$\eta^2 = 1,$$

and

$$e\eta = -\eta e.$$

We can regard e and η as a fundamental pair of Majorana fermions. This is a formal correspondence, but it is striking how this Majorana fermion algebra emerges from an analysis of the recursive nature of the reentering mark, while the fusion algebra for the Majorana fermion emerges from the distinctive properties of the mark itself. We see how the seeds of the fermion algebra live in this extended logical context.

Note how the development of the algebra works at this point. We have that

$$(e\eta)^2 = -1$$

and so regard this as a natural construction of the square root of minus one in terms of the phase synchronization of the clock that is the iteration of the reentering mark. Once we have the square root of minus one it is natural to introduce another one and call this one i , letting it commute with the other operators. Then we have the $(ie\eta)^2 = +1$ and so we have a triple of Majorana fermions:

$$a = e, b = \eta, c = ie\eta$$

and we can construct the quaternions

$$I = ba = \eta e, J = cb = ie, K = ac = i\eta.$$

With the quaternions in place, we have the braiding operators

$$A = \frac{1}{\sqrt{2}}(1 + I), B = \frac{1}{\sqrt{2}}(1 + J), C = \frac{1}{\sqrt{2}}(1 + K),$$

and can continue as we did in Section 4.

There is one more comment that is appropriate for this section. Recall from Section 4 that a pair of Majorana fermions can be assembled to form a single standard fermion. In our case we have the two Majorana fermions e and η and the corresponding standard fermion creation and annihilation operators are then given by the formulas below.

$$\psi = (e + i\eta)/2$$

and

$$\psi^\dagger = (e - i\eta)/2.$$

Since e represents a spatial view of the basic discrete oscillation and η is the time-shift operator for this oscillation it is of interest to note that the standard fermion built by these two can be regarded as a quantum of spacetime, retrieved from the way that we decomposed the process into space and time. Since all this is initially built in relation to extending the Boolean logic of the mark to a non-boolean recursive context, there is further analysis needed of the relation of the physics and the logic. This will be taken up in a separate paper.

5.2 Relativity and the Dirac Equation

Starting with the algebra structure of e and η and adding a commuting square root of -1 , i , we have constructed fermion algebra and quaternion algebra. We can now go further and construct the Dirac equation. This may sound circular, in that the fermions arise from solving the Dirac equation, but in fact the algebra underlying this equation has the same properties as the creation and annihilation algebra for fermions, so it is by way of this algebra that we will come to the Dirac equation. If the speed of light is equal to 1 (by convention), then energy E , momentum p and mass m are related by the (Einstein) equation

$$E^2 = p^2 + m^2.$$

Dirac constructed his equation by looking for an algebraic square root of $p^2 + m^2$ so that he could have a linear operator for E that would take the same role as the Hamiltonian in the Schrodinger equation. We will get to this operator by first taking the case where p is a scalar (we use one dimension of space and one dimension of time. Let $E = \alpha p + \beta m$ where α and β are elements of a possibly non-commutative, associative algebra. Then

$$E^2 = \alpha^2 p^2 + \beta^2 m^2 + pm(\alpha\beta + \beta\alpha).$$

Hence we will satisfy $E^2 = p^2 + m^2$ if $\alpha^2 = \beta^2 = 1$ and $\alpha\beta + \beta\alpha = 0$. This is our familiar Clifford algebra pattern and we can use the iterant algebra generated by e and η if we wish. Then, because the quantum operator for momentum is $-i\partial/\partial x$ and the operator for energy is $i\partial/\partial t$, we have the Dirac equation

$$i\partial\psi/\partial t = -i\alpha\partial\psi/\partial x + \beta m\psi.$$

Let

$$\mathcal{O} = i\partial/\partial t + i\alpha\partial/\partial x - \beta m$$

so that the Dirac equation takes the form

$$\mathcal{O}\psi(x, t) = 0.$$

Now note that

$$\mathcal{O}e^{i(px-Et)} = (E - \alpha p + \beta m)e^{i(px-Et)}$$

and that if

$$U = (E - \alpha p + \beta m)\beta\alpha = \beta\alpha E + \beta p + \alpha m,$$

then

$$U^2 = -E^2 + p^2 + m^2 = 0,$$

from which it follows that

$$\psi = Ue^{i(px-Et)}$$

is a (plane wave) solution to the Dirac equation.

In fact, this calculation suggests that we should multiply the operator \mathcal{O} by $\beta\alpha$ on the right, obtaining the operator

$$\mathcal{D} = \mathcal{O}\beta\alpha = i\beta\alpha\partial/\partial t + i\beta\partial/\partial x + \alpha m,$$

and the equivalent Dirac equation

$$\mathcal{D}\psi = 0.$$

In fact for the specific ψ above we will now have $\mathcal{D}(Ue^{i(px-Et)}) = U^2e^{i(px-Et)} = 0$. This way of reconfiguring the Dirac equation in relation to nilpotent algebra elements U is due to Peter Rowlands [94]. We will explore this relationship with the Rowlands formulation in a separate paper.

Return now to the original version of the Dirac equation.

$$i\partial\psi/\partial t = -i\alpha\partial\psi/\partial x + \beta m\psi.$$

We can rewrite this as

$$\partial\psi/\partial t = \alpha\partial\psi/\partial x + i\beta m\psi.$$

We see that if $i\beta$ is real, then we can write a fully real version of the Dirac equation. For example, we can take the equation

$$\partial\psi/\partial t = e\partial\psi/\partial x + e\eta m\psi.$$

where we represent

$$e = \begin{pmatrix} -1 & 0 \\ 0 & 1 \end{pmatrix}$$

and

$$\eta = \begin{pmatrix} 0 & 1 \\ 1 & 0 \end{pmatrix}$$

as matrix versions of the iterants associated with the reentering mark. For the case of one dimension of space and one dimension of time, this is the Majorana representation for the Dirac equation (compare [48]). Since the equation can have real solutions, these are their own complex conjugates and correspond to particles that are their own anti-particles. As the reader can check, the corresponding Rowland nilpotent U is given by the formula

$$U = -i\eta E + i\eta p + em.$$

For effective application to the topics in this paper, one needs to use two dimensions of space and one dimension of time. This will be explored in another paper. In the present paper we have given a picture of how, starting with the mark as a logical and recursive particle, one can tell a story that reaches the Dirac equation and its algebra.

6 Quantum Mechanics and Quantum Computation

We shall quickly indicate the basic principles of quantum mechanics. The quantum information context encapsulates a concise model of quantum theory:

The initial state of a quantum process is a vector $|v\rangle$ in a complex vector space H . Measurement returns basis elements β of H with probability

$$|\langle\beta|v\rangle|^2/\langle v|v\rangle$$

where $\langle v|w\rangle = v^\dagger w$ with v^\dagger the conjugate transpose of v . A physical process occurs in steps $|v\rangle \longrightarrow U|v\rangle = |Uv\rangle$ where U is a unitary linear transformation.

Note that since $\langle Uv|Uw\rangle = \langle v|U^\dagger U|w\rangle = \langle v|w\rangle =$ when U is unitary, it follows that probability is preserved in the course of a quantum process.

One of the details required for any specific quantum problem is the nature of the unitary evolution. This is specified by knowing appropriate information about the classical physics that supports the phenomena. This information is used to choose an appropriate Hamiltonian through which the unitary operator is constructed via a correspondence principle that replaces classical variables with appropriate quantum operators. (In the path integral approach one needs a Lagrangian to construct the action on which the path integral is based.) One needs to know certain aspects of classical physics to solve any specific quantum problem.

A key concept in the quantum information viewpoint is the notion of the superposition of states. If a quantum system has two distinct states $|v\rangle$ and $|w\rangle$, then it has infinitely many states of the form $a|v\rangle + b|w\rangle$ where a and b are complex numbers taken up to a common multiple. States are “really” in the projective space associated with H . There is only one superposition of a single state $|v\rangle$ with itself. On the other hand, it is most convenient to regard the states $|v\rangle$ and $|w\rangle$ as vectors in a vector space. We then take it as part of the procedure of dealing with states to normalize them to unit length. Once again, the superposition of a state with itself is again itself.

Dirac [17] introduced the “bra -(-c)-ket” notation $\langle A|B\rangle = A^\dagger B$ for the inner product of complex vectors $A, B \in H$. He also separated the parts of the bracket into the *bra* $\langle A|$ and the *ket* $|B\rangle$. Thus

$$\langle A|B\rangle = \langle A| |B\rangle$$

In this interpretation, the ket $|B\rangle$ is identified with the vector $B \in H$, while the bra $\langle A|$ is regarded as the element dual to A in the dual space H^* . The dual element to A corresponds to the conjugate transpose A^\dagger of the vector A , and the inner product is expressed in conventional language by the matrix product $A^\dagger B$ (which is a scalar since B is a column vector). Having separated the bra and the ket, Dirac can write the “ket-bra” $|A\rangle\langle B| = AB^\dagger$. In conventional notation, the ket-bra is a matrix, not a scalar, and we have the following formula for the square of $P = |A\rangle\langle B|$:

$$P^2 = |A\rangle\langle B||A\rangle\langle B| = A(B^\dagger A)B^\dagger = (B^\dagger A)AB^\dagger = \langle B|A\rangle P.$$

The standard example is a ket-bra $P = |A\rangle\langle A|$ where $\langle A|A\rangle = 1$ so that $P^2 = P$. Then P is a projection matrix, projecting to the subspace of H that is spanned by the vector $|A\rangle$. In fact, for any vector $|B\rangle$ we have

$$P|B\rangle = |A\rangle\langle A||B\rangle = |A\rangle\langle A|B\rangle = \langle A|B\rangle|A\rangle.$$

If $\{|C_1\rangle, |C_2\rangle, \dots, |C_n\rangle\}$ is an orthonormal basis for H , and

$$P_i = |C_i\rangle\langle C_i|,$$

then for any vector $|A\rangle$ we have

$$|A\rangle = \langle C_1|A\rangle|C_1\rangle + \dots + \langle C_n|A\rangle|C_n\rangle.$$

Hence

$$\langle B|A\rangle = \langle B|C_1\rangle\langle C_1|A\rangle + \dots + \langle B|C_n\rangle\langle C_n|A\rangle$$

One wants the probability of starting in state $|A\rangle$ and ending in state $|B\rangle$. The probability for this event is equal to $|\langle B|A\rangle|^2$. This can be refined if we have more knowledge. If the intermediate states $|C_i\rangle$ are a complete set of orthonormal alternatives then we can assume that $\langle C_i|C_i\rangle = 1$ for each i and that $\sum_i |C_i\rangle\langle C_i| = 1$. This identity now corresponds to the fact that 1 is the sum of the probabilities of an arbitrary state being projected into one of these intermediate states.

If there are intermediate states between the intermediate states this formulation can be continued until one is summing over all possible paths from A to B . This becomes the path integral expression for the amplitude $\langle B|A\rangle$.

6.1 What is a Quantum Computer?

A *quantum computer* is, abstractly, a composition U of unitary transformations, together with an initial state and a choice of measurement basis. One runs the computer by repeatedly initializing it, and then measuring the result of applying the unitary transformation U to the initial state. The results of these measurements are then analyzed for the desired information that the computer was set to determine. The key to using the computer is the design of the initial state and the design of the composition of unitary transformations. The reader should consult [88] for more specific examples of quantum algorithms.

Let H be a given finite dimensional vector space over the complex numbers C . Let

$$\{W_0, W_1, \dots, W_n\}$$

be an orthonormal basis for H so that with $|i\rangle := |W_i\rangle$ denoting W_i and $\langle i|$ denoting the conjugate transpose of $|i\rangle$, we have

$$\langle i|j\rangle = \delta_{ij}$$

where δ_{ij} denotes the Kronecker delta (equal to one when its indices are equal to one another, and equal to zero otherwise). Given a vector v in H let $|v|^2 := \langle v|v\rangle$. Note that $\langle i|v$ is the i -th coordinate of v .

An *measurement of v* returns one of the coordinates $|i\rangle$ of v with probability $|\langle i|v|^2$. This model of measurement is a simple instance of the situation with a quantum mechanical system that is in a mixed state until it is observed. The result of observation is to put the system into one of the basis states.

When the dimension of the space H is two ($n = 1$), a vector in the space is called a *qubit*. A qubit represents one quantum of binary information. On measurement, one obtains either the ket $|0\rangle$ or the ket $|1\rangle$. This constitutes the binary distinction that is inherent in a qubit. Note however that the information obtained is probabilistic. If the qubit is

$$|\psi\rangle = \alpha|0\rangle + \beta|1\rangle,$$

then the ket $|0\rangle$ is observed with probability $|\alpha|^2$, and the ket $|1\rangle$ is observed with probability $|\beta|^2$. In speaking of an idealized quantum computer, we do not specify the nature of measurement process beyond these probability postulates.

In the case of general dimension n of the space H , we will call the vectors in H *qunits*. It is quite common to use spaces H that are tensor products of two-dimensional spaces (so that all computations are expressed in terms of qubits) but this is not necessary in principle. One can start with a given space, and later work out factorizations into qubit transformations.

A *quantum computation* consists in the application of a unitary transformation U to an initial qunit $\psi = a_0|0\rangle + \dots + a_n|n\rangle$ with $|\psi|^2 = 1$, plus an measurement of $U\psi$. A measurement of $U\psi$ returns the ket $|i\rangle$ with probability $|\langle i|U\psi|^2$. In particular, if we start the computer in the state $|i\rangle$, then the probability that it will return the state $|j\rangle$ is $|\langle j|U|i\rangle|^2$.

It is the necessity for writing a given computation in terms of unitary transformations, and the probabilistic nature of the result that characterizes quantum computation. Such computation could be carried out by an idealized quantum mechanical system. It is hoped that such systems can be physically realized.

7 Braiding Operators and Universal Quantum Gates

A class of invariants of knots and links called quantum invariants can be constructed by using representations of the Artin braid group, and more specifically by using solutions to the Yang-Baxter equation [7], first discovered in relation to 1 + 1 dimensional quantum field theory, and 2 dimensional statistical mechanics. Braiding operators feature in constructing representations of the Artin braid group, and in the construction of invariants of knots and links.

A key concept in the construction of quantum link invariants is the association of a Yang-Baxter operator R to each elementary crossing in a link diagram. The operator R is a linear mapping

$$R: V \otimes V \longrightarrow V \otimes V$$

defined on the 2-fold tensor product of a vector space V , generalizing the permutation of the factors (i.e., generalizing a swap gate when V represents one qubit). Such transformations are not necessarily unitary in topological applications. It is useful to understand when they can be replaced by unitary transformations for the purpose of quantum computing. Such unitary R -matrices can be used to make unitary representations of the Artin braid group.

A solution to the Yang-Baxter equation, as described in the last paragraph is a matrix R , regarded as a mapping of a two-fold tensor product of a vector space $V \otimes V$ to itself that satisfies the equation

$$(R \otimes I)(I \otimes R)(R \otimes I) = (I \otimes R)(R \otimes I)(I \otimes R).$$

From the point of view of topology, the matrix R is regarded as representing an elementary bit of braiding represented by one string crossing over another. In Figure 30 we have illustrated the braiding identity that corresponds to the Yang-Baxter equation. Each braiding picture with its three input lines (below) and output lines (above) corresponds to a mapping of the three fold tensor product of the vector space V to itself, as required by the algebraic equation quoted above. The pattern of placement of the crossings in the diagram corresponds to the factors $R \otimes I$ and $I \otimes R$. This crucial topological move has an algebraic expression in terms of such a matrix R . Our approach in this section to relate topology, quantum computing, and quantum entanglement is through the use of the Yang-Baxter equation. In order to accomplish this aim, *we need to study solutions of the Yang-Baxter equation that are unitary*. Then the R matrix can be seen *either* as a braiding matrix *or* as a quantum gate in a quantum computer.

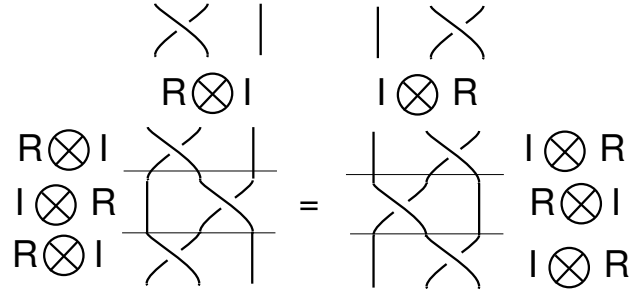


Figure 30: **The Yang-Baxter equation**

The problem of finding solutions to the Yang-Baxter equation that are unitary turns out to be surprisingly difficult. Dye [18] has classified all such matrices of size 4×4 . A rough summary of her classification is that all 4×4 unitary solutions to the Yang-Baxter equation are similar to one of the following types of matrix:

$$R = \begin{pmatrix} 1/\sqrt{2} & 0 & 0 & 1/\sqrt{2} \\ 0 & 1/\sqrt{2} & -1/\sqrt{2} & 0 \\ 0 & 1/\sqrt{2} & 1/\sqrt{2} & 0 \\ -1/\sqrt{2} & 0 & 0 & 1/\sqrt{2} \end{pmatrix}$$

$$R' = \begin{pmatrix} a & 0 & 0 & 0 \\ 0 & 0 & b & 0 \\ 0 & c & 0 & 0 \\ 0 & 0 & 0 & d \end{pmatrix}$$

$$R'' = \begin{pmatrix} 0 & 0 & 0 & a \\ 0 & b & 0 & 0 \\ 0 & 0 & c & 0 \\ d & 0 & 0 & 0 \end{pmatrix}$$

where a, b, c, d are unit complex numbers.

For the purpose of quantum computing, one should regard each matrix as acting on the standard basis $\{|00\rangle, |01\rangle, |10\rangle, |11\rangle\}$ of $H = V \otimes V$, where V is a two-dimensional complex vector space. Then, for example we have

$$\begin{aligned} R|00\rangle &= (1/\sqrt{2})|00\rangle - (1/\sqrt{2})|11\rangle, \\ R|01\rangle &= (1/\sqrt{2})|01\rangle + (1/\sqrt{2})|10\rangle, \\ R|10\rangle &= -(1/\sqrt{2})|01\rangle + (1/\sqrt{2})|10\rangle, \\ R|11\rangle &= (1/\sqrt{2})|00\rangle + (1/\sqrt{2})|11\rangle. \end{aligned}$$

The reader should note that R is the familiar change-of-basis matrix from the standard basis to the Bell basis of entangled states.

In the case of R' , we have

$$\begin{aligned} R'|00\rangle &= a|00\rangle, R'|01\rangle = c|10\rangle, \\ R'|10\rangle &= b|01\rangle, R'|11\rangle = d|11\rangle. \end{aligned}$$

Note that R' can be regarded as a diagonal phase gate P , composed with a swap gate S .

$$P = \begin{pmatrix} a & 0 & 0 & 0 \\ 0 & b & 0 & 0 \\ 0 & 0 & c & 0 \\ 0 & 0 & 0 & d \end{pmatrix}$$

$$S = \begin{pmatrix} 1 & 0 & 0 & 0 \\ 0 & 0 & 1 & 0 \\ 0 & 1 & 0 & 0 \\ 0 & 0 & 0 & 1 \end{pmatrix}$$

Compositions of solutions of the (Braiding) Yang-Baxter equation with the swap gate S are called *solutions to the algebraic Yang-Baxter equation*. Thus the diagonal matrix P is a solution to the algebraic Yang-Baxter equation.

Remark. Another avenue related to unitary solutions to the Yang-Baxter equation as quantum gates comes from using extra physical parameters in this equation (the rapidity parameter) that are related to statistical physics. In [110] we discovered that solutions to the Yang-Baxter equation with the rapidity parameter allow many new unitary solutions. The significance of these gates for quantum computing is still under investigation.

7.1 Universal Gates

A *two-qubit gate* G is a unitary linear mapping $G : V \otimes V \rightarrow V \otimes V$ where V is a two complex dimensional vector space. We say that the gate G is *universal for quantum computation* (or just *universal*) if G together with local unitary transformations (unitary transformations from V to V) generates all unitary transformations of the complex vector space of dimension 2^n to itself. It is well-known [88] that *CNOT* is a universal gate. (On the standard basis, *CNOT* is the identity when the first qubit is $|0\rangle$, and it flips the second qubit, leaving the first alone, when the first qubit is $|1\rangle$.)

A gate G , as above, is said to be *entangling* if there is a vector

$$|\alpha\beta\rangle = |\alpha\rangle \otimes |\beta\rangle \in V \otimes V$$

such that $G|\alpha\beta\rangle$ is not decomposable as a tensor product of two qubits. Under these circumstances, one says that $G|\alpha\beta\rangle$ is *entangled*.

In [12], the Brylinskis give a general criterion of G to be universal. They prove that a two-qubit gate G is universal if and only if it is entangling.

Remark. A two-qubit pure state

$$|\phi\rangle = a|00\rangle + b|01\rangle + c|10\rangle + d|11\rangle$$

is entangled exactly when $(ad - bc) \neq 0$. It is easy to use this fact to check when a specific matrix is, or is not, entangling.

Remark. There are many gates other than $CNOT$ that can be used as universal gates in the presence of local unitary transformations. Some of these are themselves topological (unitary solutions to the Yang-Baxter equation, see [65]) and themselves generate representations of the Artin braid group. Replacing $CNOT$ by a solution to the Yang-Baxter equation does not place the local unitary transformations as part of the corresponding representation of the braid group. Thus such substitutions give only a partial solution to creating topological quantum computation. In this paper we are concerned with braid group representations that include all aspects of the unitary group. Accordingly, in the next section we shall first examine how the braid group on three strands can be represented as local unitary transformations.

Theorem. Let D denote the phase gate shown below. D is a solution to the algebraic Yang-Baxter equation (see the earlier discussion in this section). Then D is a universal gate.

$$D = \begin{pmatrix} 1 & 0 & 0 & 0 \\ 0 & 1 & 0 & 0 \\ 0 & 0 & 1 & 0 \\ 0 & 0 & 0 & -1 \end{pmatrix}$$

Proof. It follows at once from the Brylinski Theorem that D is universal. For a more specific proof, note that $CNOT = QDQ^{-1}$, where $Q = H \otimes I$, H is the 2×2 Hadamard matrix. The conclusion then follows at once from this identity and the discussion above. We illustrate the matrices involved in this proof below:

$$H = (1/\sqrt{2}) \begin{pmatrix} 1 & 1 \\ 1 & -1 \end{pmatrix}$$

$$Q = (1/\sqrt{2}) \begin{pmatrix} 1 & 1 & 0 & 0 \\ 1 & -1 & 0 & 0 \\ 0 & 0 & 1 & 1 \\ 0 & 0 & 1 & -1 \end{pmatrix}$$

$$D = \begin{pmatrix} 1 & 0 & 0 & 0 \\ 0 & 1 & 0 & 0 \\ 0 & 0 & 1 & 0 \\ 0 & 0 & 0 & -1 \end{pmatrix}$$

$$QDQ^{-1} = QDQ = \begin{pmatrix} 1 & 0 & 0 & 0 \\ 0 & 1 & 0 & 0 \\ 0 & 0 & 0 & 1 \\ 0 & 0 & 1 & 0 \end{pmatrix} = CNOT$$

This completes the proof of the Theorem. //

Remark. We thank Martin Roetteles [93] for pointing out the specific factorization of $CNOT$ used in this proof.

Theorem. The matrix solutions R' and R'' to the Yang-Baxter equation, described above, are universal gates exactly when $ad - bc \neq 0$ for their internal parameters a, b, c, d . In particular, let R_0 denote the solution R' (above) to the Yang-Baxter equation with $a = b = c = 1, d = -1$.

$$R' = \begin{pmatrix} a & 0 & 0 & 0 \\ 0 & 0 & b & 0 \\ 0 & c & 0 & 0 \\ 0 & 0 & 0 & d \end{pmatrix}$$

$$R_0 = \begin{pmatrix} 1 & 0 & 0 & 0 \\ 0 & 0 & 1 & 0 \\ 0 & 1 & 0 & 0 \\ 0 & 0 & 0 & -1 \end{pmatrix}$$

Then R_0 is a universal gate.

Proof. The first part follows at once from the Brylinski Theorem. In fact, letting H be the Hadamard matrix as before, and

$$\sigma = \begin{pmatrix} 1/\sqrt{2} & i/\sqrt{2} \\ i/\sqrt{2} & 1/\sqrt{2} \end{pmatrix}, \lambda = \begin{pmatrix} 1/\sqrt{2} & 1/\sqrt{2} \\ i/\sqrt{2} & -i/\sqrt{2} \end{pmatrix}$$

$$\mu = \begin{pmatrix} (1-i)/2 & (1+i)/2 \\ (1-i)/2 & (-1-i)/2 \end{pmatrix}.$$

Then

$$CNOT = (\lambda \otimes \mu)(R_0(I \otimes \sigma)R_0)(H \otimes H).$$

This gives an explicit expression for $CNOT$ in terms of R_0 and local unitary transformations (for which we thank Ben Reichardt). //

Remark. Let $SWAP$ denote the Yang-Baxter Solution R' with $a = b = c = d = 1$.

$$SWAP = \begin{pmatrix} 1 & 0 & 0 & 0 \\ 0 & 0 & 1 & 0 \\ 0 & 1 & 0 & 0 \\ 0 & 0 & 0 & 1 \end{pmatrix}$$

$SWAP$ is the standard swap gate. Note that $SWAP$ is not a universal gate. This also follows from the Brylinski Theorem, since $SWAP$ is not entangling. Note also that R_0 is the composition of the phase gate D with this swap gate.

Theorem. Let

$$R = \begin{pmatrix} 1/\sqrt{2} & 0 & 0 & 1/\sqrt{2} \\ 0 & 1/\sqrt{2} & -1/\sqrt{2} & 0 \\ 0 & 1/\sqrt{2} & 1/\sqrt{2} & 0 \\ -1/\sqrt{2} & 0 & 0 & 1/\sqrt{2} \end{pmatrix}$$

be the unitary solution to the Yang-Baxter equation discussed above. Then R is a universal gate. The proof below gives a specific expression for $CNOT$ in terms of R .

Proof. This result follows at once from the Brylinski Theorem, since R is highly entangling. For a direct computational proof, it suffices to show that $CNOT$ can be generated from R and local unitary transformations. Let

$$\alpha = \begin{pmatrix} 1/\sqrt{2} & 1/\sqrt{2} \\ 1/\sqrt{2} & -1/\sqrt{2} \end{pmatrix}$$

$$\beta = \begin{pmatrix} -1/\sqrt{2} & 1/\sqrt{2} \\ i/\sqrt{2} & i/\sqrt{2} \end{pmatrix}$$

$$\gamma = \begin{pmatrix} 1/\sqrt{2} & i/\sqrt{2} \\ 1/\sqrt{2} & -i/\sqrt{2} \end{pmatrix}$$

$$\delta = \begin{pmatrix} -1 & 0 \\ 0 & -i \end{pmatrix}$$

Let $M = \alpha \otimes \beta$ and $N = \gamma \otimes \delta$. Then it is straightforward to verify that

$$CNOT = MRN.$$

This completes the proof. //

Remark. See [65] for more information about these calculations.

7.2 Majorana Fermions Generate Universal Braiding Gates

Recall that in Section 4 we showed how to construct braid group representations by using Majorana fermions in the special case of three particles. Here we generalize this construction and show how the Majorana fermions give rise to universal topological gates. Let c_1, c_2, \dots, c_n denote n Majorana fermion creation operators. Thus we assume that

$$c_k^2 = 1$$

and

$$c_i c_j = -c_j c_i$$

for each $k = 1 \dots n$ and whenever $i \neq j$. Then define operators

$$s_k = \frac{1}{\sqrt{2}}(1 + c_{k+1}c_k)$$

for $k = 1 \dots n - 1$. Then by the same algebra as we explored in Section 4 it is easy to verify that $s_{k+1}s_k s_{k+1} = s_k s_{k+1} s_k$ and that $s_i s_j = s_j s_i$ whenever $|i - j| > 1$. Thus the s_i give a representation of the n -strand braid group B_n . Furthermore, it is easy to see that a specific representation is given on the complex vector space V_n with basis $\{c_1, c_2, \dots, c_n\}$ via the linear transformations $T_k : V_n \rightarrow V_n$ defined by

$$T_k(v) = s_k v s_k^{-1}.$$

Note that $s_k^{-1} = \frac{1}{\sqrt{2}}(1 - c_{k+1}c_k)$. It is then easy to verify that

$$T_k(c_k) = c_{k+1},$$

$$T_k(c_{k+1}) = -c_k$$

and that T_k is the identity otherwise.

For universality, take $n = 4$ and regard each T_k as operating on $V \otimes V$ where V is a single qubit space. Then the braiding operators T_k each satisfy the Yang-Baxter equation and so we have universal gates (in the presence of single qubit unitary operators) from Majorana fermions. If experimental work shows that Majorana fermions can be detected and controlled, then it is possible that quantum computers based on these topological unitary representations will be constructed.

In the later sections of this paper we will describe the Fibonacci model, which also uses Majorana fermions, and a different subtler representation of the braid groups that is also promising for topological quantum computing.

8 A Remark about *EPR*, Entanglement and Bell's Inequality

A state $|\psi\rangle \in H^{\otimes n}$, where H is the qubit space, is said to be *entangled* if it cannot be written as a tensor product of vectors from non-trivial factors of $H^{\otimes n}$. Such states turn out to be related to subtle nonlocality in quantum physics. It helps to place this algebraic structure in the context of a gedanken experiment to see where the physics comes in. Thought experiments of the sort we are about to describe were first devised by Einstein, Podolsky and Rosen, referred henceforth as *EPR*.

Consider the entangled state

$$S = (|0\rangle|1\rangle + |1\rangle|0\rangle)/\sqrt{2}.$$

In an *EPR* thought experiment, we think of two “parts” of this state that are separated in space. We want a notation for these parts and suggest the following:

$$L = (\{|0\rangle\}|1\rangle + \{|1\rangle\}|0\rangle)/\sqrt{2},$$

$$R = (|0\rangle\{|1\rangle\} + |1\rangle\{|0\rangle\})/\sqrt{2}.$$

In the left state L , an observer can only observe the left hand factor. In the right state R , an observer can only observe the right hand factor. These “states” L and R together comprise the *EPR* state S , but they are accessible individually just as are the two photons in the usual thought experiment. One can transport L and R individually and we shall write

$$S = L * R$$

to denote that they are the “parts” (but not tensor factors) of S .

The curious thing about this formalism is that it includes a little bit of macroscopic physics implicitly, and so it makes it a bit more apparent what *EPR* were concerned about. After all, lots of things that we can do to L or R do not affect S . For example, transporting L from one place to another, as in the original experiment where the photons separate. On the other hand, if Alice has L and Bob has R and Alice performs a local unitary transformation on “her” tensor factor, this applies to both L and R since the transformation is actually being applied to the state S . This is also a “spooky action at a distance” whose consequence does not appear until a measurement is made.

To go a bit deeper it is worthwhile seeing what entanglement, in the sense of tensor indecomposability, has to do with the structure of the *EPR* thought experiment. To this end, we look at the structure of the Bell inequalities using the Clauser, Horne, Shimony, Holt formalism (*CHSH*) as explained in the book by Nielsen and Chuang [88]. For this we use the following observables with eigenvalues ± 1 .

$$Q = \begin{pmatrix} 1 & 0 \\ 0 & -1 \end{pmatrix}_1,$$

$$R = \begin{pmatrix} 0 & 1 \\ 1 & 0 \end{pmatrix}_1,$$

$$S = \begin{pmatrix} -1 & -1 \\ -1 & 1 \end{pmatrix}_2 / \sqrt{2},$$

$$T = \begin{pmatrix} 1 & -1 \\ -1 & -1 \end{pmatrix}_2 / \sqrt{2}.$$

The subscripts 1 and 2 on these matrices indicate that they are to operate on the first and second tensor factors, respectively, of a quantum state of the form

$$\phi = a|00\rangle + b|01\rangle + c|10\rangle + d|11\rangle.$$

To simplify the results of this calculation we shall here assume that the coefficients a, b, c, d are real numbers. We calculate the quantity

$$\Delta = \langle \phi | QS | \phi \rangle + \langle \phi | RS | \phi \rangle + \langle \phi | RT | \phi \rangle - \langle \phi | QT | \phi \rangle,$$

finding that

$$\Delta = (2 - 4(a + d)^2 + 4(ad - bc)) / \sqrt{2}.$$

Classical probability calculation with random variables of value ± 1 gives the value of $QS + RS + RT - QT = \pm 2$ (with each of Q, R, S and T equal to ± 1). Hence the classical expectation satisfies the Bell inequality

$$E(QS) + E(RS) + E(RT) - E(QT) \leq 2.$$

That quantum expectation is not classical is embodied in the fact that Δ can be greater than 2. The classic case is that of the Bell state

$$\phi = (|01\rangle - |10\rangle) / \sqrt{2}.$$

Here

$$\Delta = 6 / \sqrt{2} > 2.$$

In general we see that the following inequality is needed in order to violate the Bell inequality

$$(2 - 4(a + d)^2 + 4(ad - bc)) / \sqrt{2} > 2.$$

This is equivalent to

$$(\sqrt{2} - 1) / 2 < (ad - bc) - (a + d)^2.$$

Since we know that ϕ is entangled exactly when $ad - bc$ is non-zero, this shows that an unentangled state cannot violate the Bell inequality. This formula *also* shows that it is possible for a state to be entangled and yet not violate the Bell inequality. For example, if

$$\phi = (|00\rangle - |01\rangle + |10\rangle + |11\rangle) / 2,$$

then $\Delta(\phi)$ satisfies Bell’s inequality, but ϕ is an entangled state. We see from this calculation that entanglement in the sense of tensor indecomposability, and entanglement in the sense of Bell inequality violation for a given choice of Bell operators are not equivalent concepts. On the other hand, Benjamin Schumacher has pointed out [96] that any entangled two-qubit state will violate Bell inequalities for an appropriate choice of operators. This deepens the context for our question of the relationship between topological entanglement and quantum entanglement. The Bell inequality violation is an indication of quantum mechanical entanglement. One’s intuition suggests that it is *this* sort of entanglement that should have a topological context.

9 The Aravind Hypothesis

Link diagrams can be used as graphical devices and holders of information. In this vein Aravind [4] proposed that the entanglement of a link should correspond to the entanglement of a state. *Measurement of a link would be modeled by deleting one component of the link.* A key example is the Borromean rings. See Figure 18. Deleting any component of the Borromean rings yields a remaining pair of unlinked rings. The Borromean rings are entangled, but any two of them are unentangled. In this sense the Borromean rings are analogous to the *GHZ* state $|GHZ\rangle = (1/\sqrt{2})(|000\rangle + |111\rangle)$. Measurement in any factor of the *GHZ* yields an unentangled state. Aravind points out that this property is basis dependent. *We point out that there are states whose entanglement after an measurement is a matter of probability (via quantum amplitudes).* Consider for example the state

$$|\psi\rangle = |001\rangle + |010\rangle + |100\rangle.$$

Measurement in any coordinate yields probabilistically an entangled or an unentangled state. For example

$$|\psi\rangle = |0\rangle(|01\rangle + |10\rangle) + |1\rangle|00\rangle.$$

so that projecting to $|1\rangle$ in the first coordinate yields an unentangled state, while projecting to $|0\rangle$ yields an entangled state.

New ways to use link diagrams must be invented to map the properties of such states. One direction is to consider appropriate notions of quantum knots so that one can formulate superpositions of topological types as in [60]. But one needs to go deeper in this consideration. The relationship of topology and physics needs to be examined carefully. We take the stance that topological properties of systems are properties that remain invariant under certain transformations that are identified as “topological equivalences”. In making quantum physical models, these equivalences should correspond to unitary transformations of an appropriate Hilbert space. Accordingly, we have formulated a model for *quantum knots* [61, 62, 63, 64] that meets these

requirements. A quantum knot system represents the “quantum embodiment” of a closed knotted physical piece of rope. A quantum knot (i.e., an element $|K\rangle$) lying in an appropriate Hilbert space H_n , as a state of this system, represents the state of such a knotted closed piece of rope, i.e., the particular spatial configuration of the knot tied in the rope. Associated with a quantum knot system is a group of unitary transformations A_n , called the *ambient group*, which represents all possible ways of moving the rope around (without cutting the rope, and without letting the rope pass through itself.) Of course, unlike a classical closed piece of rope, a quantum knot can exhibit non-classical behavior, such as quantum superposition and quantum entanglement. The *knot type* of a quantum knot $|K\rangle$ is simply the orbit of the quantum knot under the action of the ambient group A_n . This leads to new questions connecting quantum computing and knot theory.

10 $SU(2)$ Representations of the Artin Braid Group

The purpose of this section is to determine all the representations of the three strand Artin braid group B_3 to the special unitary group $SU(2)$ and concomitantly to the unitary group $U(2)$. One regards the groups $SU(2)$ and $U(2)$ as acting on a single qubit, and so $U(2)$ is usually regarded as the group of local unitary transformations in a quantum information setting. If one is looking for a coherent way to represent all unitary transformations by way of braids, then $U(2)$ is the place to start. Here we will show that there are many representations of the three-strand braid group that generate a dense subset of $U(2)$. Thus it is a fact that local unitary transformations can be “generated by braids” in many ways.

We begin with the structure of $SU(2)$. A matrix in $SU(2)$ has the form

$$M = \begin{pmatrix} z & w \\ -\bar{w} & \bar{z} \end{pmatrix},$$

where z and w are complex numbers, and \bar{z} denotes the complex conjugate of z . To be in $SU(2)$ it is required that $\text{Det}(M) = 1$ and that $M^\dagger = M^{-1}$ where Det denotes determinant, and M^\dagger is the conjugate transpose of M . Thus if $z = a + bi$ and $w = c + di$ where a, b, c, d are real numbers, and $i^2 = -1$, then

$$M = \begin{pmatrix} a + bi & c + di \\ -c + di & a - bi \end{pmatrix}$$

with $a^2 + b^2 + c^2 + d^2 = 1$. It is convenient to write

$$M = a \begin{pmatrix} 1 & 0 \\ 0 & 1 \end{pmatrix} + b \begin{pmatrix} i & 0 \\ 0 & -i \end{pmatrix} + c \begin{pmatrix} 0 & 1 \\ -1 & 0 \end{pmatrix} + d \begin{pmatrix} 0 & i \\ i & 0 \end{pmatrix},$$

and to abbreviate this decomposition as

$$M = a + bI + cJ + dK$$

where

$$1 \equiv \begin{pmatrix} 1 & 0 \\ 0 & 1 \end{pmatrix}, I \equiv \begin{pmatrix} i & 0 \\ 0 & -i \end{pmatrix}, J \equiv \begin{pmatrix} 0 & 1 \\ -1 & 0 \end{pmatrix}, K \equiv \begin{pmatrix} 0 & i \\ i & 0 \end{pmatrix}$$

so that

$$I^2 = J^2 = K^2 = IJK = -1$$

and

$$IJ = K, JK = I, KI = J$$

$$JI = -K, KJ = -I, IK = -J.$$

The algebra of $1, I, J, K$ is called the *quaternions* after William Rowan Hamilton who discovered this algebra prior to the discovery of matrix algebra. Thus the unit quaternions are identified with $SU(2)$ in this way. We shall use this identification, and some facts about the quaternions to find the $SU(2)$ representations of braiding. First we recall some facts about the quaternions.

1. Note that if $q = a + bI + cJ + dK$ (as above), then $q^\dagger = a - bI - cJ - dK$ so that $qq^\dagger = a^2 + b^2 + c^2 + d^2 = 1$.
2. A general quaternion has the form $q = a + bI + cJ + dK$ where the value of $qq^\dagger = a^2 + b^2 + c^2 + d^2$, is not fixed to unity. The *length* of q is by definition $\sqrt{qq^\dagger}$.
3. A quaternion of the form $rI + sJ + tK$ for real numbers r, s, t is said to be a *pure* quaternion. We identify the set of pure quaternions with the vector space of triples (r, s, t) of real numbers R^3 .
4. Thus a general quaternion has the form $q = a + bu$ where u is a pure quaternion of unit length and a and b are arbitrary real numbers. A unit quaternion (element of $SU(2)$) has the addition property that $a^2 + b^2 = 1$.
5. If u is a pure unit length quaternion, then $u^2 = -1$. Note that the set of pure unit quaternions forms the two-dimensional sphere $S^2 = \{(r, s, t) | r^2 + s^2 + t^2 = 1\}$ in R^3 .
6. If u, v are pure quaternions, then

$$uv = -u \cdot v + u \times v$$

where $u \cdot v$ is the dot product of the vectors u and v , and $u \times v$ is the vector cross product of u and v . In fact, one can take the definition of quaternion multiplication as

$$(a + bu)(c + dv) = ac + bc(u) + ad(v) + bd(-u \cdot v + u \times v),$$

and all the above properties are consequences of this definition. Note that quaternion multiplication is associative.

7. Let $g = a + bu$ be a unit length quaternion so that $u^2 = -1$ and $a = \cos(\theta/2), b = \sin(\theta/2)$ for a chosen angle θ . Define $\phi_g : R^3 \rightarrow R^3$ by the equation $\phi_g(P) = gPg^\dagger$, for P any point in R^3 , regarded as a pure quaternion. Then ϕ_g is an orientation preserving rotation of R^3 (hence an element of the rotation group $SO(3)$). Specifically, ϕ_g is a rotation about the axis u by the angle θ . The mapping

$$\phi : SU(2) \rightarrow SO(3)$$

is a two-to-one surjective map from the special unitary group to the rotation group. In quaternionic form, this result was proved by Hamilton and by Rodrigues in the middle of the nineteenth century. The specific formula for $\phi_g(P)$ as shown below:

$$\phi_g(P) = gPg^{-1} = (a^2 - b^2)P + 2ab(P \times u) + 2(P \cdot u)b^2u.$$

We want a representation of the three-strand braid group in $SU(2)$. This means that we want a homomorphism $\rho : B_3 \rightarrow SU(2)$, and hence we want elements $g = \rho(s_1)$ and $h = \rho(s_2)$ in $SU(2)$ representing the braid group generators s_1 and s_2 . Since $s_1s_2s_1 = s_2s_1s_2$ is the generating relation for B_3 , the only requirement on g and h is that $ghg = hgh$. We rewrite this relation as $h^{-1}gh = ghg^{-1}$, and analyze its meaning in the unit quaternions.

Suppose that $g = a + bu$ and $h = c + dv$ where u and v are unit pure quaternions so that $a^2 + b^2 = 1$ and $c^2 + d^2 = 1$. then $ghg^{-1} = c + d\phi_g(v)$ and $h^{-1}gh = a + b\phi_{h^{-1}}(u)$. Thus it follows from the braiding relation that $a = c, b = \pm d$, and that $\phi_g(v) = \pm\phi_{h^{-1}}(u)$. However, in the case where there is a minus sign we have $g = a + bu$ and $h = a - bv = a + b(-v)$. Thus we can now prove the following Theorem.

Theorem. Let u and v be pure unit quaternions and $g = a + bu$ and $h = c + dv$ have unit length. Then (without loss of generality), the braid relation $ghg = hgh$ is true if and only if $h = a + bv$, and $\phi_g(v) = \phi_{h^{-1}}(u)$. Furthermore, given that $g = a + bu$ and $h = a + bv$, the condition $\phi_g(v) = \phi_{h^{-1}}(u)$ is satisfied if and only if $u \cdot v = \frac{a^2 - b^2}{2b^2}$ when $u \neq v$. If $u = v$ then $g = h$ and the braid relation is trivially satisfied.

Proof. We have proved the first sentence of the Theorem in the discussion prior to its statement. Therefore assume that $g = a + bu, h = a + bv$, and $\phi_g(v) = \phi_{h^{-1}}(u)$. We have already stated the formula for $\phi_g(v)$ in the discussion about quaternions:

$$\phi_g(v) = gv g^{-1} = (a^2 - b^2)v + 2ab(v \times u) + 2(v \cdot u)b^2u.$$

By the same token, we have

$$\begin{aligned} \phi_{h^{-1}}(u) &= h^{-1}uh = (a^2 - b^2)u + 2ab(u \times -v) + 2(u \cdot (-v))b^2(-v) \\ &= (a^2 - b^2)u + 2ab(v \times u) + 2(v \cdot u)b^2(v). \end{aligned}$$

Hence we require that

$$(a^2 - b^2)v + 2(v \cdot u)b^2u = (a^2 - b^2)u + 2(v \cdot u)b^2(v).$$

This equation is equivalent to

$$2(u \cdot v)b^2(u - v) = (a^2 - b^2)(u - v).$$

If $u \neq v$, then this implies that

$$u \cdot v = \frac{a^2 - b^2}{2b^2}.$$

This completes the proof of the Theorem. //

The Majorana Fermion Example. Note the case of the theorem where

$$g = a + bu, h = a + bv.$$

Suppose that $u \cdot v = 0$. Then the theorem tells us that we need $a^2 - b^2 = 0$ and since $a^2 + b^2 = 1$, we conclude that $a = 1/\sqrt{2}$ and b likewise. For definiteness, then we have for the braiding generators (since I, J and K are mutually orthogonal) the three operators

$$A = \frac{1}{\sqrt{2}}(1 + I),$$

$$B = \frac{1}{\sqrt{2}}(1 + J),$$

$$C = \frac{1}{\sqrt{2}}(1 + K).$$

Each pair satisfies the braiding relation so that $ABA = BAB, BCB = CBC, ACA = CAC$. We have already met this braiding triplet in our discussion of the construction of braiding operators from Majorana fermions in Section 4. This shows (again) how close Hamilton's quaternions are to topology and how braiding is fundamental to the structure of fermionic physics.

The Fibonacci Example. Let

$$g = e^{I\theta} = a + bI$$

where $a = \cos(\theta)$ and $b = \sin(\theta)$. Let

$$h = a + b[(c^2 - s^2)I + 2csK]$$

where $c^2 + s^2 = 1$ and $c^2 - s^2 = \frac{a^2 - b^2}{2b^2}$. Then we can rewrite g and h in matrix form as the matrices G and H . Instead of writing the explicit form of H , we write $H = FGF^\dagger$ where F is an element of $SU(2)$ as shown below.

$$G = \begin{pmatrix} e^{i\theta} & 0 \\ 0 & e^{-i\theta} \end{pmatrix}$$

$$F = \begin{pmatrix} ic & is \\ is & -ic \end{pmatrix}$$

This representation of braiding where one generator G is a simple matrix of phases, while the other generator $H = FGF^\dagger$ is derived from G by conjugation by a unitary matrix, has the possibility for generalization to representations of braid groups (on greater than three strands) to $SU(n)$ or $U(n)$ for n greater than 2. In fact we shall see just such representations constructed later in this paper, by using a version of topological quantum field theory. The simplest example is given by

$$\begin{aligned} g &= e^{7\pi I/10} \\ f &= I\tau + K\sqrt{\tau} \\ h &= fgf^{-1} \end{aligned}$$

where $\tau^2 + \tau = 1$. Then g and h satisfy $ghg = hgh$ and generate a representation of the three-strand braid group that is dense in $SU(2)$. We shall call this the *Fibonacci* representation of B_3 to $SU(2)$.

Density. Consider representations of B_3 into $SU(2)$ produced by the method of this section. That is consider the subgroup $SU[G, H]$ of $SU(2)$ generated by a pair of elements $\{g, h\}$ such that $ghg = hgh$. We wish to understand when such a representation will be dense in $SU(2)$. We need the following lemma.

Lemma. $e^{aI}e^{bJ}e^{cI} = \cos(b)e^{I(a+c)} + \sin(b)e^{I(a-c)}J$. Hence any element of $SU(2)$ can be written in the form $e^{aI}e^{bJ}e^{cI}$ for appropriate choices of angles a, b, c . In fact, if u and v are linearly independent unit vectors in R^3 , then any element of $SU(2)$ can be written in the form

$$e^{au}e^{bv}e^{cu}$$

for appropriate choices of the real numbers a, b, c .

Proof. See [66] for the details of this proof. //

This Lemma can be used to verify the density of a representation, by finding two elements A and B in the representation such that the powers of A are dense in the rotations about its axis, and the powers of B are dense in the rotations about its axis, and such that the axes of A and B are linearly independent in R^3 . Then by the Lemma the set of elements $A^{a+c}B^bA^{a-c}$ are dense in $SU(2)$. It follows for example, that the Fibonacci representation described above is dense in $SU(2)$, and indeed the generic representation of B_3 into $SU(2)$ will be dense in $SU(2)$. Our next task is to describe representations of the higher braid groups that will extend some of these unitary representations of the three-strand braid group. For this we need more topology.

11 The Bracket Polynomial and the Jones Polynomial

We now discuss the Jones polynomial. We shall construct the Jones polynomial by using the bracket state summation model [32]. The bracket polynomial, invariant under Reidemeister moves II and III, can be normalized to give an invariant of all three Reidemeister moves. This normalized invariant, with a change of variable, is the Jones polynomial [30, 31]. The Jones polynomial was originally discovered by a different method than the one given here.

The *bracket polynomial*, $\langle K \rangle = \langle K \rangle (A)$, assigns to each unoriented link diagram K a Laurent polynomial in the variable A , such that

1. If K and K' are regularly isotopic diagrams, then $\langle K \rangle = \langle K' \rangle$.
2. If $K \sqcup O$ denotes the disjoint union of K with an extra unknotted and unlinked component O (also called 'loop' or 'simple closed curve' or 'Jordan curve'), then

$$\langle K \sqcup O \rangle = \delta \langle K \rangle,$$

where

$$\delta = -A^2 - A^{-2}.$$

3. $\langle K \rangle$ satisfies the following formulas

$$\begin{aligned} \langle \chi \rangle &= A \langle \text{crossing over} \rangle + A^{-1} \langle \text{crossing under} \rangle \\ \langle \bar{\chi} \rangle &= A^{-1} \langle \text{crossing over} \rangle + A \langle \text{crossing under} \rangle, \end{aligned}$$

where the small diagrams represent parts of larger diagrams that are identical except at the site indicated in the bracket. We take the convention that the letter chi, χ , denotes a crossing where *the curved line is crossing over the straight segment*. The barred letter denotes the switch of this crossing, where *the curved line is undercrossing the straight segment*. See Figure 31 for a graphic illustration of this relation, and an indication of the convention for choosing the labels A and A^{-1} at a given crossing.

It is easy to see that Properties 2 and 3 define the calculation of the bracket on arbitrary link diagrams. The choices of coefficients (A and A^{-1}) and the value of δ make the bracket invariant under the Reidemeister moves II and III. Thus Property 1 is a consequence of the other two properties.

In computing the bracket, one finds the following behaviour under Reidemeister move I:

$$\langle \gamma \rangle = -A^3 \langle \text{loop} \rangle$$

and

$$\langle \bar{\gamma} \rangle = -A^{-3} \langle \text{loop} \rangle$$

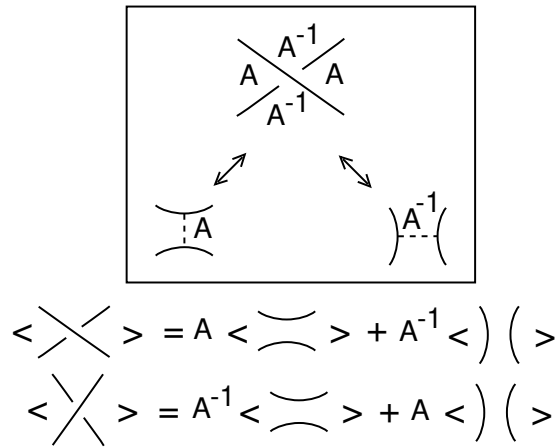


Figure 31: **Bracket Smoothings**

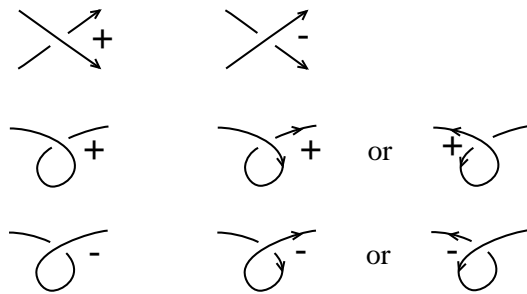


Figure 32: **Crossing Signs and Curls**

where γ denotes a curl of positive type as indicated in Figure 32, and $\bar{\gamma}$ indicates a curl of negative type, as also seen in this figure. The type of a curl is the sign of the crossing when we orient it locally. Our convention of signs is also given in Figure 32. Note that the type of a curl does not depend on the orientation we choose. The small arcs on the right hand side of these formulas indicate the removal of the curl from the corresponding diagram.

The bracket is invariant under regular isotopy and can be normalized to an invariant of ambient isotopy by the definition

$$f_K(A) = (-A^3)^{-w(K)} \langle K \rangle (A),$$

where we chose an orientation for K , and where $w(K)$ is the sum of the crossing signs of the oriented link K . $w(K)$ is called the *writhe* of K . The convention for crossing signs is shown in Figure 32.

One useful consequence of these formulas is the following *switching formula*

$$A \langle \chi \rangle - A^{-1} \langle \bar{\chi} \rangle = (A^2 - A^{-2}) \langle \text{smoothing} \rangle .$$

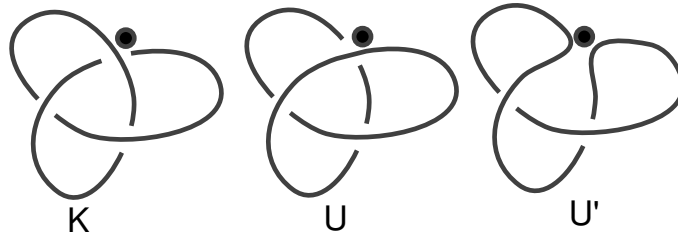


Figure 33: **Trefoil and Two Relatives**

Note that in these conventions the A -smoothing of χ is \asymp , while the A -smoothing of $\bar{\chi}$ is \smile . Properly interpreted, the switching formula above says that you can switch a crossing and smooth it either way and obtain a three diagram relation. This is useful since some computations will simplify quite quickly with the proper choices of switching and smoothing. Remember that it is necessary to keep track of the diagrams up to regular isotopy (the equivalence relation generated by the second and third Reidemeister moves). Here is an example. View Figure 33.

Figure 33 shows a trefoil diagram K , an unknot diagram U and another unknot diagram U' . Applying the switching formula, we have

$$A^{-1} \langle K \rangle - A \langle U \rangle = (A^{-2} - A^2) \langle U' \rangle$$

and $\langle U \rangle = -A^3$ and $\langle U' \rangle = (-A^{-3})^2 = A^{-6}$. Thus

$$A^{-1} \langle K \rangle - A(-A^3) = (A^{-2} - A^2)A^{-6}.$$

Hence

$$A^{-1} \langle K \rangle = -A^4 + A^{-8} - A^{-4}.$$

Thus

$$\langle K \rangle = -A^5 - A^{-3} + A^{-7}.$$

This is the bracket polynomial of the trefoil diagram K .

Since the trefoil diagram K has writhe $w(K) = 3$, we have the normalized polynomial

$$f_K(A) = (-A^3)^{-3} \langle K \rangle = -A^{-9}(-A^5 - A^{-3} + A^{-7}) = A^{-4} + A^{-12} - A^{-16}.$$

The bracket model for the Jones polynomial is quite useful both theoretically and in terms of practical computations. One of the neatest applications is to simply compute, as we have done, $f_K(A)$ for the trefoil knot K and determine that $f_K(A)$ is not equal to $f_K(A^{-1}) = f_{-K}(A)$. This shows that the trefoil is not ambient isotopic to its mirror image, a fact that is much harder to prove by classical methods.

The State Summation. In order to obtain a closed formula for the bracket, we now describe it as a state summation. Let K be any unoriented link diagram. Define a *state*, S , of K to be a choice of smoothing for each crossing of K . There are two choices for smoothing a given crossing, and thus there are 2^N states of a diagram with N crossings. In a state we label each smoothing with A or A^{-1} according to the left-right convention discussed in Property 3 (see Figure 31). The label is called a *vertex weight* of the state. There are two evaluations related to a state. The first one is the product of the vertex weights, denoted

$$\langle K|S \rangle .$$

The second evaluation is the number of loops in the state S , denoted

$$\|S\|.$$

Define the *state summation*, $\langle K \rangle$, by the formula

$$\langle K \rangle = \sum_S \langle K|S \rangle \delta^{\|S\|-1}.$$

It follows from this definition that $\langle K \rangle$ satisfies the equations

$$\begin{aligned} \langle \chi \rangle &= A \langle \succ \rangle + A^{-1} \langle \prec \rangle, \\ \langle K \sqcup O \rangle &= \delta \langle K \rangle, \\ \langle O \rangle &= 1. \end{aligned}$$

The first equation expresses the fact that the entire set of states of a given diagram is the union, with respect to a given crossing, of those states with an A -type smoothing and those with an A^{-1} -type smoothing at that crossing. The second and the third equation are clear from the formula defining the state summation. Hence this state summation produces the bracket polynomial as we have described it at the beginning of the section.

Remark. By a change of variables one obtains the original Jones polynomial, $V_K(t)$, for oriented knots and links from the normalized bracket:

$$V_K(t) = f_K(t^{-\frac{1}{4}}).$$

Remark. The bracket polynomial provides a connection between knot theory and physics, in that the state summation expression for it exhibits it as a generalized partition function defined on the knot diagram. Partition functions are ubiquitous in statistical mechanics, where they express the summation over all states of the physical system of probability weighting functions for the individual states. Such physical partition functions contain large amounts of information about the corresponding physical system. Some of this information is directly present in the properties of the function, such as the location of critical points and phase transition. Some of the information can be obtained by differentiating the partition function, or performing other mathematical operations on it.

There is much more in this connection with statistical mechanics in that the local weights in a partition function are often expressed in terms of solutions to a matrix equation called the Yang-Baxter equation, that turns out to fit perfectly invariance under the third Reidemeister move. As a result, there are many ways to define partition functions of knot diagrams that give rise to invariants of knots and links. The subject is intertwined with the algebraic structure of Hopf algebras and quantum groups, useful for producing systematic solutions to the Yang-Baxter equation. In fact Hopf algebras are deeply connected with the problem of constructing invariants of three-dimensional manifolds in relation to invariants of knots. We have chosen, in this survey paper, to not discuss the details of these approaches, but rather to proceed to Vassiliev invariants and the relationships with Witten's functional integral. The reader is referred to [32, 33, 34, 41, 44, 45, 6, 30, 31, 46, 91, 92, 102, 103] for more information about relationships of knot theory with statistical mechanics, Hopf algebras and quantum groups. For topology, the key point is that Lie algebras can be used to construct invariants of knots and links.

11.1 Quantum Computation of the Jones Polynomial

Can the invariants of knots and links such as the Jones polynomial be configured as quantum computers? This is an important question because the algorithms to compute the Jones polynomial are known to be NP -hard, and so corresponding quantum algorithms may shed light on the relationship of this level of computational complexity with quantum computing (See [23]). Such models can be formulated in terms of the Yang-Baxter equation [32, 33, 45, 68, 69]. The next paragraph explains how this comes about.

In Figure 34, we indicate how topological braiding plus maxima (caps) and minima (cups) can be used to configure the diagram of a knot or link. This also can be translated into algebra by the association of a Yang-Baxter matrix R (not necessarily the R of the previous sections) to each crossing and other matrices to the maxima and minima. There are models of very effective invariants of knots and links such as the Jones polynomial that can be put into this form [?]. In this way of looking at things, the knot diagram can be viewed as a picture, with time as the vertical dimension, of particles arising from the vacuum, interacting (in a two-dimensional space) and finally annihilating one another. The invariant takes the form of an amplitude for this process that is computed through the association of the Yang-Baxter solution R as the scattering matrix at the crossings and the minima and maxima as creation and annihilation operators. Thus we can write the amplitude in the form

$$Z_K = \langle CUP | M | CAP \rangle$$

where $\langle CUP |$ denotes the composition of cups, M is the composition of elementary braiding matrices, and $|CAP \rangle$ is the composition of caps. We regard $\langle CUP |$ as the preparation of this state, and $|CAP \rangle$ as the measurement of this state. In order to view Z_K as a quantum computation, M must be a unitary operator. This is the case when the R -matrices (the solutions to the Yang-Baxter equation used in the model) are unitary. Each R -matrix is viewed as a quantum gate (or possibly a composition of quantum gates), and the vacuum-vacuum diagram for the knot

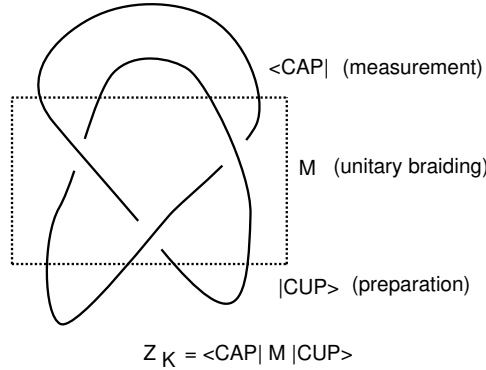


Figure 34: **A Knot Quantum Computer**

is interpreted as a quantum computer. This quantum computer will probabilistically (via quantum amplitudes) compute the values of the states in the state sum for Z_K .

We should remark, however, that it is not necessary that the invariant be modeled via solutions to the Yang-Baxter equation. One can use unitary representations of the braid group that are constructed in other ways. In fact, the presently successful quantum algorithms for computing knot invariants indeed use such representations of the braid group, and we shall see this below. Nevertheless, it is useful to point out this analogy between the structure of the knot invariants and quantum computation.

Quantum algorithms for computing the Jones polynomial have been discussed elsewhere. See [68, 65, 1, 69, 2, 108]. Here, as an example, we give a local unitary representation that can be used to compute the Jones polynomial for closures of 3-braids. We analyze this representation by making explicit how the bracket polynomial is computed from it, and showing how the quantum computation devolves to finding the trace of a unitary transformation.

The idea behind the construction of this representation depends upon the algebra generated by two single qubit density matrices (ket-bras). Let $|v\rangle$ and $|w\rangle$ be two qubits in V , a complex vector space of dimension two over the complex numbers. Let $P = |v\rangle\langle v|$ and $Q = |w\rangle\langle w|$ be the corresponding ket-bras. Note that

$$\begin{aligned}
 P^2 &= |v|^2 P, \\
 Q^2 &= |w|^2 Q, \\
 PQP &= |\langle v|w\rangle|^2 P, \\
 QPQ &= |\langle v|w\rangle|^2 Q.
 \end{aligned}$$

P and Q generate a representation of the Temperley-Lieb algebra (See Section 12 of the present paper). One can adjust parameters to make a representation of the three-strand braid group in the form

$$\begin{aligned} s_1 &\longmapsto rP + sI, \\ s_2 &\longmapsto tQ + uI, \end{aligned}$$

where I is the identity mapping on V and r, s, t, u are suitably chosen scalars. In the following we use this method to adjust such a representation so that it is unitary. Note also that this is a local unitary representation of B_3 to $U(2)$. We leave it as an exercise for the reader to verify that it fits into our general classification of such representations as given in section 10 of the present paper.

Here is a specific representation depending on two symmetric matrices U_1 and U_2 with

$$U_1 = \begin{bmatrix} d & 0 \\ 0 & 0 \end{bmatrix} = d|w\rangle\langle w|$$

and

$$U_2 = \begin{bmatrix} d^{-1} & \sqrt{1-d^{-2}} \\ \sqrt{1-d^{-2}} & d-d^{-1} \end{bmatrix} = d|v\rangle\langle v|$$

where $w = (1, 0)$, and $v = (d^{-1}, \sqrt{1-d^{-2}})$, assuming the entries of v are real. Note that $U_1^2 = dU_1$ and $U_2^2 = dU_1$. Moreover, $U_1U_2U_1 = U_1$ and $U_2U_1U_2 = U_1$. This is an example of a specific representation of the Temperley-Lieb algebra [32, 68]. The desired representation of the Artin braid group is given on the two braid generators for the three strand braid group by the equations:

$$\begin{aligned} \Phi(s_1) &= AI + A^{-1}U_1, \\ \Phi(s_2) &= AI + A^{-1}U_2. \end{aligned}$$

Here I denotes the 2×2 identity matrix.

For any A with $d = -A^2 - A^{-2}$ these formulas define a representation of the braid group. With $A = e^{i\theta}$, we have $d = -2\cos(2\theta)$. We find a specific range of angles θ in the following disjoint union of angular intervals

$$\theta \in [0, \pi/6] \sqcup [\pi/3, 2\pi/3] \sqcup [5\pi/6, 7\pi/6] \sqcup [4\pi/3, 5\pi/3] \sqcup [11\pi/6, 2\pi]$$

that give unitary representations of the three-strand braid group. Thus a specialization of a more general representation of the braid group gives rise to a continuous family of unitary representations of the braid group.

Lemma. Note that the traces of these matrices are given by the formulas $\text{tr}(U_1) = \text{tr}(U_2) = d$ while $\text{tr}(U_1U_2) = \text{tr}(U_2U_1) = 1$. If b is any braid, let $I(b)$ denote the sum of the exponents in the braid word that expresses b . For b a three-strand braid, it follows that

$$\Phi(b) = A^{I(b)}I + \Pi(b)$$

where I is the 2×2 identity matrix and $\Pi(b)$ is a sum of products in the Temperley-Lieb algebra involving U_1 and U_2 .

We omit the proof of this Lemma. It is a calculation. To see it, consider an example. Suppose that $b = s_1 s_2^{-1} s_1$. Then

$$\begin{aligned}\Phi(b) &= \Phi(s_1 s_2^{-1} s_1) = \Phi(s_1) \Phi(s_2^{-1}) \Phi(s_1) = \\ &= (AI + A^{-1}U_1)(A^{-1}I + AU_2)(AI + A^{-1}U_1).\end{aligned}$$

The sum of products over the generators U_1 and U_2 of the Temperley-Lieb algebra comes from expanding this expression.

Since the Temperley-Lieb algebra in this dimension is generated by $I, U_1, U_2, U_1 U_2$ and $U_2 U_1$, it follows that the value of the bracket polynomial of the closure of the braid b , denoted $\langle \bar{b} \rangle$, can be calculated directly from the trace of this representation, except for the part involving the identity matrix. The result is the equation

$$\langle \bar{b} \rangle = A^{I(b)} d^2 + \text{tr}(\Pi(b))$$

where \bar{b} denotes the standard braid closure of b , and the sharp brackets denote the bracket polynomial. From this we see at once that

$$\langle \bar{b} \rangle = \text{tr}(\Phi(b)) + A^{I(b)}(d^2 - 2).$$

It follows from this calculation that the question of computing the bracket polynomial for the closure of the three-strand braid b is mathematically equivalent to the problem of computing the trace of the unitary matrix $\Phi(b)$.

The Hadamard Test

In order to (quantum) compute the trace of a unitary matrix U , one can use the *Hadamard test* to obtain the diagonal matrix elements $\langle \psi | U | \psi \rangle$ of U . The trace is then the sum of these matrix elements as $|\psi\rangle$ runs over an orthonormal basis for the vector space. We first obtain

$$\frac{1}{2} + \frac{1}{2} \text{Re} \langle \psi | U | \psi \rangle$$

as an expectation by applying the Hadamard gate H

$$H|0\rangle = \frac{1}{\sqrt{2}}(|0\rangle + |1\rangle)$$

$$H|1\rangle = \frac{1}{\sqrt{2}}(|0\rangle - |1\rangle)$$

to the first qubit of

$$C_U \circ (H \otimes 1)|0\rangle|\psi\rangle = \frac{1}{\sqrt{2}}(|0\rangle \otimes |\psi\rangle + |1\rangle \otimes U|\psi\rangle).$$

Here C_U denotes controlled U , acting as U when the control bit is $|1\rangle$ and the identity mapping when the control bit is $|0\rangle$. We measure the expectation for the first qubit $|0\rangle$ of the resulting state

$$\begin{aligned} \frac{1}{2}(H|0\rangle \otimes |\psi\rangle + H|1\rangle \otimes U|\psi\rangle) &= \frac{1}{2}((|0\rangle + |1\rangle) \otimes |\psi\rangle + (|0\rangle - |1\rangle) \otimes U|\psi\rangle) \\ &= \frac{1}{2}(|0\rangle \otimes (|\psi\rangle + U|\psi\rangle) + |1\rangle \otimes (|\psi\rangle - U|\psi\rangle)). \end{aligned}$$

This expectation is

$$\frac{1}{2}(\langle\psi| + \langle\psi|U^\dagger)(|\psi\rangle + U|\psi\rangle) = \frac{1}{2} + \frac{1}{2}Re\langle\psi|U|\psi\rangle.$$

The imaginary part is obtained by applying the same procedure to

$$\frac{1}{\sqrt{2}}(|0\rangle \otimes |\psi\rangle - i|1\rangle \otimes U|\psi\rangle)$$

This is the method used in [1], and the reader may wish to contemplate its efficiency in the context of this simple model. Note that the Hadamard test enables this quantum computation to estimate the trace of any unitary matrix U by repeated trials that estimate individual matrix entries $\langle\psi|U|\psi\rangle$. We shall return to quantum algorithms for the Jones polynomial and other knot polynomials in a subsequent paper.

12 Quantum Topology, Cobordism Categories, Temperley-Lieb Algebra and Topological Quantum Field Theory

The purpose of this section is to discuss the general idea behind topological quantum field theory, and to illustrate its application to basic quantum mechanics and quantum mechanical formalism. It is useful in this regard to have available the concept of *category*, and we shall begin the section by discussing this far-reaching mathematical concept.

Definition. A *category* Cat consists in two related collections:

1. $Obj(Cat)$, the *objects* of Cat , and
2. $Morph(Cat)$, the *morphisms* of Cat .

satisfying the following axioms:

1. Each morphism f is associated to two objects of Cat , the *domain* of f and the *codomain* of f . Letting A denote the domain of f and B denote the codomain of f , it is customary to denote the morphism f by the arrow notation $f : A \longrightarrow B$.

2. Given $f : A \longrightarrow B$ and $g : B \longrightarrow C$ where A, B and C are objects of Cat , then there exists an associated morphism $g \circ f : A \longrightarrow C$ called the *composition* of f and g .
3. To each object A of Cat there is a unique *identity morphism* $1_A : A \longrightarrow A$ such that $1_A \circ f = f$ for any morphism f with codomain A , and $g \circ 1_A = g$ for any morphism g with domain A .
4. Given three morphisms $f : A \longrightarrow B, g : B \longrightarrow C$ and $h : C \longrightarrow D$, then composition is associative. That is

$$(h \circ g) \circ f = h \circ (g \circ f).$$

If Cat_1 and Cat_2 are two categories, then a *functor* $F : Cat_1 \longrightarrow Cat_2$ consists in functions $F_O : Obj(Cat_1) \longrightarrow Obj(Cat_2)$ and $F_M : Morph(Cat_1) \longrightarrow Morph(Cat_2)$ such that identity morphisms and composition of morphisms are preserved under these mappings. That is (writing just F for F_O and F_M),

1. $F(1_A) = 1_{F(A)}$,
2. $F(f : A \longrightarrow B) = F(f) : F(A) \longrightarrow F(B)$,
3. $F(g \circ f) = F(g) \circ F(f)$.

A functor $F : Cat_1 \longrightarrow Cat_2$ is a structure preserving mapping from one category to another. It is often convenient to think of the image of the functor F as an *interpretation* of the first category in terms of the second. We shall use this terminology below and sometimes refer to an interpretation without specifying all the details of the functor that describes it.

The notion of category is a broad mathematical concept, encompassing many fields of mathematics. Thus one has the category of sets where the objects are sets (collections) and the morphisms are mappings between sets. One has the category of topological spaces where the objects are spaces and the morphisms are continuous mappings of topological spaces. One has the category of groups where the objects are groups and the morphisms are homomorphisms of groups. Functors are structure preserving mappings from one category to another. For example, the fundamental group is a functor from the category of topological spaces with base point, to the category of groups. In all the examples mentioned so far, the morphisms in the category are restrictions of mappings in the category of sets, but this is not necessarily the case. For example, any group G can be regarded as a category, $Cat(G)$, with one object $*$. The morphisms from $*$ to itself are the elements of the group and composition is group multiplication. In this example, the object has no internal structure and all the complexity of the category is in the morphisms.

The Artin braid group B_n can be regarded as a category whose single object is an ordered row of points $[n] = \{1, 2, 3, \dots, n\}$. The morphisms are the braids themselves and composition is the multiplication of the braids. A given ordered row of points is interpreted as the starting or ending row of points at the bottom or the top of the braid. In the case of the braid category, the morphisms have both external and internal structure. Each morphism produces a permutation of

the ordered row of points (corresponding to the beginning and ending points of the individual braid strands), and weaving of the braid is extra structure beyond the object that is its domain and codomain. Finally, for this example, we can take all the braid groups B_n (n a positive integer) under the wing of a single category, $Cat(B)$, whose objects are all ordered rows of points $[n]$, and whose morphisms are of the form $b : [n] \rightarrow [n]$ where b is a braid in B_n . The reader may wish to have morphisms between objects with different n . We will have this shortly in the Temperley-Lieb category and in the category of tangles.

The n -Cobordism Category, $Cob[n]$, has as its objects smooth manifolds of dimension n , and as its morphisms, smooth manifolds M^{n+1} of dimension $n + 1$ with a partition of the boundary, ∂M^{n+1} , into two collections of n -manifolds that we denote by $L(M^{n+1})$ and $R(M^{n+1})$. We regard M^{n+1} as a morphism from $L(M^{n+1})$ to $R(M^{n+1})$

$$M^{n+1} : L(M^{n+1}) \longrightarrow R(M^{n+1}).$$

As we shall see, these cobordism categories are highly significant for quantum mechanics, and the simplest one, $Cob[0]$ is directly related to the Dirac notation of bras and kets and to the Temperley-Lieb algebra. We shall concentrate in this section on these cobordism categories, and their relationships with quantum mechanics.

One can choose to consider either oriented or non-oriented manifolds, and within unoriented manifolds there are those that are orientable and those that are not orientable. In this section we will implicitly discuss only orientable manifolds, but we shall not specify an orientation. In the next section, with the standard definition of topological quantum field theory, the manifolds will be oriented. The definitions of the cobordism categories for oriented manifolds go over *mutatis mutandis*.

Lets begin with $Cob[0]$. Zero dimensional manifolds are just collections of points. The simplest zero dimensional manifold is a single point p . We take p to be an object of this category and also $*$, where $*$ denotes the empty manifold (i.e. the empty set in the category of manifolds). The object $*$ occurs in $Cob[n]$ for every n , since it is possible that either the left set or the right set of a morphism is empty. A line segment S with boundary points p and q is a morphism from p to q .

$$S : p \longrightarrow q$$

See Figure 35. In this figure we have illustrated the morphism from p to p . The simplest convention for this category is to take this morphism to be the identity. Thus if we look at the subcategory of $Cob[0]$ whose only object is p , then the only morphism is the identity morphism. Two points occur as the boundary of an interval. The reader will note that $Cob[0]$ and the usual arrow notation for morphisms are very closely related. This is a place where notation and mathematical structure share common elements. In general the objects of $Cob[0]$ consist in the empty object $*$ and non-empty rows of points, symbolized by

$$p \otimes p \otimes \cdots \otimes p \otimes p.$$

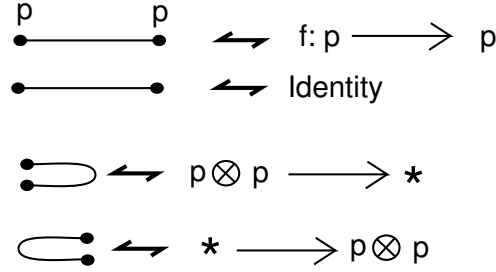


Figure 35: **Elementary Cobordisms**

Figure 35 also contains a morphism

$$p \otimes p \longrightarrow *$$

and the morphism

$$* \longrightarrow p \otimes p.$$

The first represents a cobordism of two points to the empty set (via the bounding curved interval). The second represents a cobordism from the empty set to two points.

In Figure 36, we have indicated more morphisms in $Cob[0]$, and we have named the morphisms just discussed as

$$\begin{aligned} |\Omega\rangle &: p \otimes p \longrightarrow *, \\ \langle\Theta| &: * \longrightarrow p \otimes p. \end{aligned}$$

The point to notice is that the usual conventions for handling Dirac bra-kets are essentially the same as the composition rules in this topological category. Thus in Figure 36 we have that

$$\langle\Theta| \circ |\Omega\rangle = \langle\Theta|\Omega\rangle : * \longrightarrow *$$

represents a cobordism from the empty manifold to itself. This cobordism is topologically a circle and, in the Dirac formalism is interpreted as a scalar. In order to interpret the notion of scalar we would have to map the cobordism category to the category of vector spaces and linear mappings. We shall discuss this after describing the similarities with quantum mechanical formalism. Nevertheless, the reader should note that if V is a vector space over the complex numbers \mathcal{C} , then a linear mapping from \mathcal{C} to \mathcal{C} is determined by the image of 1, and hence is characterized by the scalar that is the image of 1. In this sense a mapping $\mathcal{C} \longrightarrow \mathcal{C}$ can be regarded as a possible image in vector spaces of the abstract structure $\langle\Theta|\Omega\rangle : * \longrightarrow *$. It is therefore assumed that in $Cob[0]$ the composition with the morphism $\langle\Theta|\Omega\rangle$ commutes with any other morphism. In that way $\langle\Theta|\Omega\rangle$ behaves like a scalar in the cobordism category. In general, an $n + 1$ manifold without boundary behaves as a scalar in $Cob[n]$, and if a manifold M^{n+1} can be written as a union of two submanifolds L^{n+1} and R^{n+1} so that that an n -manifold W^n is their common boundary:

$$M^{n+1} = L^{n+1} \cup R^{n+1}$$

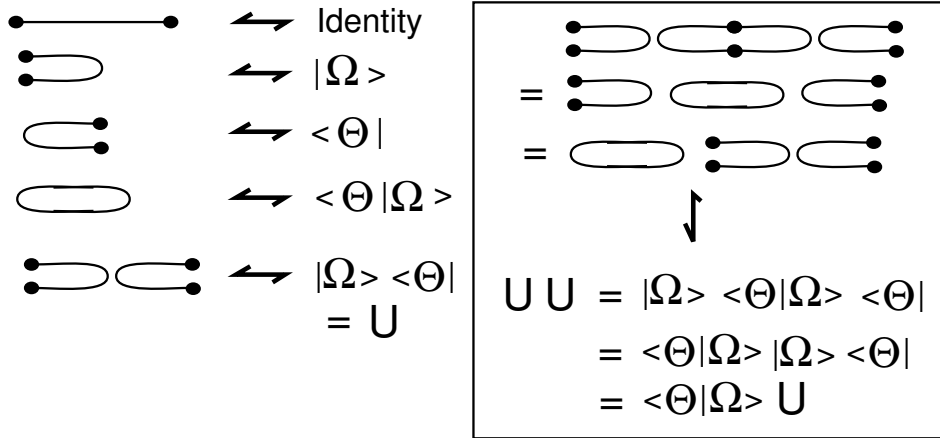


Figure 36: **Bras, Kets and Projectors**

with

$$L^{n+1} \cap R^{n+1} = W^n$$

then, we can write

$$\langle M^{n+1} \rangle = \langle L^{n+1} \cup R^{n+1} \rangle = \langle L^{n+1} | R^{n+1} \rangle,$$

and $\langle M^{n+1} \rangle$ will be a scalar (morphism that commutes with all other morphisms) in the category $Cob[n]$.

Getting back to the contents of Figure 36, note how the zero dimensional cobordism category has structural parallels to the Dirac ket–bra formalism

$$U = |\Omega\rangle\langle\Theta|$$

$$UU = |\Omega\rangle\langle\Theta|\Omega\rangle\langle\Theta| = \langle\Theta|\Omega\rangle|\Omega\rangle\langle\Theta| = \langle\Theta|\Omega\rangle U.$$

In the cobordism category, the bra–ket and ket–bra formalism is seen as patterns of connection of the one-manifolds that realize the cobordisms.

Now view Figure 37. This Figure illustrates a morphism S in $Cob[0]$ that requires two crossed line segments for its planar representation. Thus S can be regarded as a non-trivial permutation, and $S^2 = I$ where I denotes the identity morphisms for a two-point row. From this example, it is clear that $Cob[0]$ contains the structure of all the symmetric groups and more. In fact, if we take the subcategory of $Cob[0]$ consisting of all morphisms from $[n]$ to $[n]$ for a fixed positive integer n , then this gives the well-known *Brauer algebra* (see [9]) extending the symmetric group by allowing any connections among the points in the two rows. In this sense, one could call $Cob[0]$ the *Brauer category*. We shall return to this point of view later.

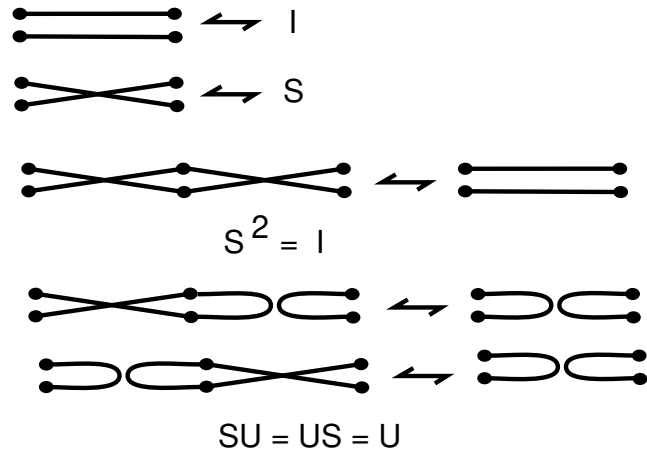


Figure 37: **Permutations**

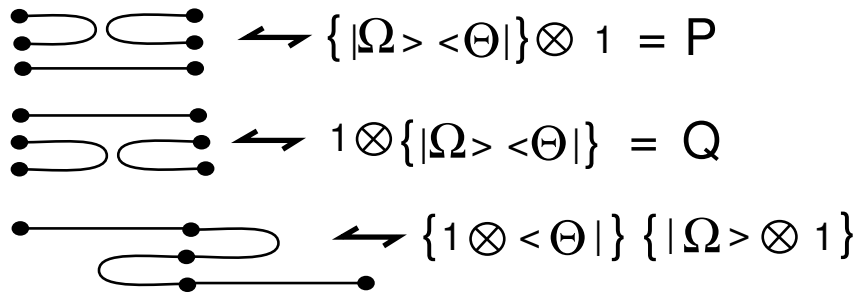


Figure 38: **Projectors in Tensor Lines and Elementary Topology**

In this section, we shall be concentrating on the part of $Cob[0]$ that does not involve permutations. This part can be characterized by those morphisms that can be represented by planar diagrams without crossings between any of the line segments (the one-manifolds). We shall call this crossingless subcategory of $Cob[0]$ the *Temperley-Lieb Category* and denote it by $CatTL$. In $CatTL$ we have the subcategory $TL[n]$ whose only objects are the row of n points and the empty object $*$, and whose morphisms can all be represented by configurations that embed in the plane as in the morphisms P and Q in Figure 38. Note that with the empty object $*$, the morphism whose diagram is a single loop appears in $TL[n]$ and is taken to commute with all other morphisms.

The *Temperley-Lieb Algebra*, $AlgTL[n]$ is generated by the morphisms in $TL[n]$ that go from $[n]$ to itself. Up to multiplication by the loop, the product (composition) of two such morphisms is another flat morphism from $[n]$ to itself. For algebraic purposes the loop $* \longrightarrow *$ is taken to be a scalar algebraic variable δ that commutes with all elements in the algebra. Thus the equation

$$UU = \langle \Theta | \Omega \rangle U.$$

becomes

$$UU = \delta U$$

in the algebra. In the algebra we are allowed to add morphisms formally and this addition is taken to be commutative. Initially the algebra is taken with coefficients in the integers, but a different commutative ring of coefficients can be chosen and the value of the loop may be taken in this ring. For example, for quantum mechanical applications it is natural to work over the complex numbers. The multiplicative structure of $AlgTL[n]$ can be described by generators and relations as follows: Let I_n denote the identity morphism from $[n]$ to $[n]$. Let U_i denote the morphism from $[n]$ to $[n]$ that connects k with k for $k < i$ and $k > i + 1$ from one row to the other, and connects i to $i + 1$ in each row. Then the algebra $AlgTL[n]$ is generated by $\{I_n, U_1, U_2, \dots, U_{n-1}\}$ with relations

$$U_i^2 = \delta U_i$$

$$U_i U_{i+1} U_i = U_i$$

$$U_i U_j = U_j U_i : |i - j| > 1.$$

These relations are illustrated for three strands in Figure 38. We leave the commuting relation for the reader to draw in the case where n is four or greater. For a proof that these are indeed all the relations, see [57].

Figure 38 and Figure 39 indicate how the zero dimensional cobordism category contains structure that goes well beyond the usual Dirac formalism. By tensoring the ket–bra on one side or another by identity morphisms, we obtain the beginnings of the Temperley-Lieb algebra and the Temperley-Lieb category. Thus Figure 39 illustrates the morphisms P and Q obtained by such tensoring, and the relation $PQP = P$ which is the same as $U_1 U_2 U_1 = U_1$

Note the composition at the bottom of the Figure 39. Here we see a composition of the identity tensored with a ket, followed by a bra tensored with the identity. The diagrammatic for this association involves “straightening” the curved structure of the morphism to a straight line. In Figure 40 we have elaborated this situation even further, pointing out that in this category each of the morphisms $\langle \Theta |$ and $|\Omega \rangle$ can be seen, by straightening, as mappings from the generating object to itself. We have denoted these corresponding morphisms by Θ and Ω respectively. In this way there is a correspondence between morphisms $p \otimes p \longrightarrow *$ and morphisms $p \longrightarrow p$.

In Figure 40 we have illustrated the generalization of the straightening procedure of Figure 39. In Figure 39 the straightening occurs because the connection structure in the morphism of $Cob[0]$ does not depend on the wandering of curves in diagrams for the morphisms in that category. Nevertheless, one can envisage a more complex interpretation of the morphisms where each one-manifold (line segment) has a label, and a multiplicity of morphisms can correspond to a single line segment. This is exactly what we expect in interpretations. For example, we can interpret the line segment $[1] \longrightarrow [1]$ as a mapping from a vector space V to itself. Then $[1] \longrightarrow [1]$ is the diagrammatic abstraction for $V \longrightarrow V$, and there are many instances of linear mappings from V to V .

At the vector space level there is a duality between mappings $V \otimes V \longrightarrow \mathcal{C}$ and linear maps $V \longrightarrow V$. Specifically, let

$$\{|0\rangle, \dots, |m\rangle\}$$

be a basis for V . Then $\Theta : V \longrightarrow V$ is determined by

$$\Theta|i\rangle = \Theta_{ij}|j\rangle$$

(where we have used the Einstein summation convention on the repeated index j) corresponds to the bra

$$\langle \Theta | : V \otimes V \longrightarrow \mathcal{C}$$

defined by

$$\langle \Theta |ij\rangle = \Theta_{ij}.$$

Given $\langle \Theta | : V \otimes V \longrightarrow \mathcal{C}$, we associate $\Theta : V \longrightarrow V$ in this way.

Comparing with the diagrammatic for the category $Cob[0]$, we say that $\Theta : V \longrightarrow V$ is obtained by *straightening* the mapping

$$\langle \Theta | : V \otimes V \longrightarrow \mathcal{C}.$$

Note that in this interpretation, the bras and kets are defined relative to the tensor product of V with itself and $[2]$ is interpreted as $V \otimes V$. If we interpret $[2]$ as a single vector space W , then the usual formalisms of bras and kets still pass over from the cobordism category.

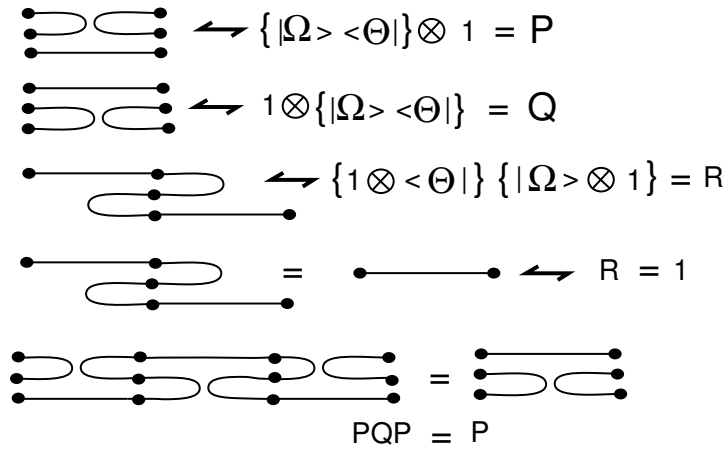


Figure 39: **The Basic Temperley-Lieb Relation**

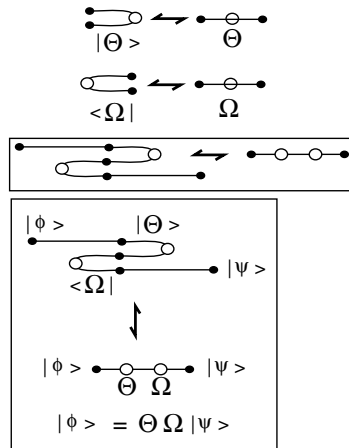


Figure 40: **The Key to Teleportation**

Figure 40 illustrates the straightening of $|\Theta\rangle$ and $\langle\Omega|$, and the straightening of a composition of these applied to $|\psi\rangle$, resulting in $|\phi\rangle$. In the left-hand part of the bottom of Figure 40 we illustrate the preparation of the tensor product $|\Theta\rangle \otimes |\psi\rangle$ followed by a successful measurement by $\langle\Omega|$ in the second two tensor factors. The resulting single qubit state, as seen by straightening, is $|\phi\rangle = \Theta \circ \Omega|\psi\rangle$.

From this, we see that it is possible to reversibly, indeed unitarily, transform a state $|\psi\rangle$ via a combination of preparation and measurement just so long as the straightenings of the preparation and measurement (Θ and Ω) are each invertible (unitary). This is the key to teleportation [56, 15, 16]. In the standard teleportation procedure one chooses the preparation Θ to be (up to normalization) the 2 dimensional identity matrix so that $|\theta\rangle = |00\rangle + |11\rangle$. If the successful measurement Ω is also the identity, then the transmitted state $|\phi\rangle$ will be equal to $|\psi\rangle$. In general we will have $|\phi\rangle = \Omega|\psi\rangle$. One can then choose a basis of measurements $|\Omega\rangle$, each corresponding to a unitary transformation Ω so that the recipient of the transmission can rotate the result by the inverse of Ω to reconstitute $|\psi\rangle$ if he is given the requisite information. This is the basic design of the teleportation procedure.

There is much more to say about the category $Cob[0]$ and its relationship with quantum mechanics. We will stop here, and invite the reader to explore further. Later in this paper, we shall use these ideas in formulating our representations of the braid group. For now, we point out how things look as we move upward to $Cob[n]$ for $n > 0$. In Figure ?? we show typical cobordisms (morphisms) in $Cob[1]$ from two circles to one circle and from one circle to two circles. These are often called “pairs of pants”. Their composition is a surface of genus one seen as a morphism from two circles to two circles. The bottom of the figure indicates a ket-bra in this dimension in the form of a mapping from one circle to one circle as a composition of a cobordism of a circle to the empty set and a cobordism from the empty set to a circle (circles bounding disks). As we go to higher dimensions the structure of cobordisms becomes more interesting and more complicated. It is remarkable that there is so much structure in the lowest dimensions of these categories.

13 Braiding and Topological Quantum Field Theory

The purpose of this section is to discuss in a very general way how braiding is related to topological quantum field theory. In the section to follow, we will use the Temperley-Lieb recoupling theory to produce specific unitary representations of the Artin braid group.

The ideas in the subject of topological quantum field theory (TQFT) are well expressed in the book [5] by Michael Atiyah and the paper [106] by Edward Witten. Here is Atiyah’s definition:

Definition. A TQFT in dimension d is a functor $Z(\Sigma)$ from the cobordism category $Cob[d]$ to the category $Vect$ of vector spaces and linear mappings which assigns

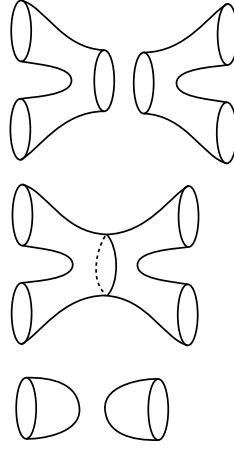


Figure 41: **Corbordisms of 1-Manifolds are Surfaces**

1. a finite dimensional vector space $Z(\Sigma)$ to each compact, oriented d -dimensional manifold Σ ,
2. a vector $Z(Y) \in Z(\Sigma)$ for each compact, oriented $(d + 1)$ -dimensional manifold Y with boundary Σ .
3. a linear mapping $Z(Y) : Z(\Sigma_1) \longrightarrow Z(\Sigma_2)$ when Y is a $(d + 1)$ -manifold that is a cobordism between Σ_1 and Σ_2 (whence the boundary of Y is the union of Σ_1 and $-\Sigma_2$).

The functor satisfies the following axioms.

1. $Z(\Sigma^\dagger) = Z(\Sigma)^\dagger$ where Σ^\dagger denotes the manifold Σ with the opposite orientation and $Z(\Sigma)^\dagger$ is the dual vector space.
2. $Z(\Sigma_1 \cup \Sigma_2) = Z(\Sigma_1) \otimes Z(\Sigma_2)$ where \cup denotes disjoint union.
3. If Y_1 is a cobordism from Σ_1 to Σ_2 , Y_2 is a cobordism from Σ_2 to Σ_3 and Y is the composite cobordism $Y = Y_1 \cup_{\Sigma_2} Y_2$, then

$$Z(Y) = Z(Y_2) \circ Z(Y_1) : Z(\Sigma_1) \longrightarrow Z(\Sigma_3)$$

is the composite of the corresponding linear mappings.

4. $Z(\phi) = \mathcal{C}$ (\mathcal{C} denotes the complex numbers) for the empty manifold ϕ .
5. With $\Sigma \times I$ (where I denotes the unit interval) denoting the identity cobordism from Σ to Σ , $Z(\Sigma \times I)$ is the identity mapping on $Z(\Sigma)$.

Note that, in this view a TQFT is basically a functor from the cobordism categories defined in the last section to Vector Spaces over the complex numbers. We have already seen that in the lowest dimensional case of cobordisms of zero-dimensional manifolds, this gives rise to a rich structure related to quantum mechanics and quantum information theory. The remarkable fact is that the case of three-dimensions is also related to quantum theory, and to the lower-dimensional versions of the TQFT. This gives a significant way to think about three-manifold invariants in terms of lower dimensional patterns of interaction. Here follows a brief description.

Regard the three-manifold as a union of two handlebodies with boundary an orientable surface S_g of genus g . The surface is divided up into trinions as illustrated in Figure 42. A *trinion* is a surface with boundary that is topologically equivalent to a sphere with three punctures. The trinion constitutes, in itself a cobordism in $Cob[1]$ from two circles to a single circle, or from a single circle to two circles, or from three circles to the empty set. The *pattern* of a trinion is a trivalent graphical vertex, as illustrated in Figure 42. In that figure we show the trivalent vertex graphical pattern drawn on the surface of the trinion, forming a graphical pattern for this cobordism. It should be clear from this figure that any cobordism in $Cob[1]$ can be diagrammed by a trivalent graph, so that the category of trivalent graphs (as morphisms from ordered sets of points to ordered sets of points) has an image in the category of cobordisms of compact one-dimensional manifolds. Given a surface S (possibly with boundary) and a decomposition of that surface into trinions, we associate to it a trivalent graph $G(S, t)$ where t denotes the particular trinion decomposition.

In this correspondence, distinct graphs can correspond to topologically identical cobordisms of circles, as illustrated in Figure 44. It turns out that the graphical structure is important, and that it is extraordinarily useful to articulate transformations between the graphs that correspond to the homeomorphisms of the corresponding surfaces. The beginning of this structure is indicated in the bottom part of Figure 44.

In Figure 45 we illustrate another feature of the relationship between surfaces and graphs. At the top of the figure we indicate a homeomorphism between a twisted trinion and a standard trinion. The homeomorphism leaves the ends of the trinion (denoted A, B and C) fixed while undoing the internal twist. This can be accomplished as an ambient isotopy of the embeddings in three dimensional space that are indicated by this figure. Below this isotopy we indicate the corresponding graphs. In the graph category there will have to be a transformation between a braided and an unbraided trivalent vertex that corresponds to this homeomorphism.

From the point of view that we shall take in this paper, the key to the mathematical structure of three-dimensional TQFT lies in the trivalent graphs, including the braiding of graphical arcs. We can think of these braided graphs as representing idealized Feynman diagrams, with the trivalent

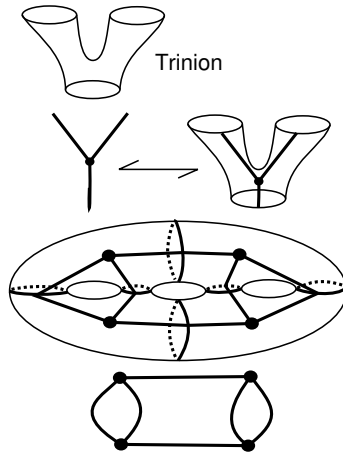


Figure 42: **Decomposition of a Surface into Trinions**

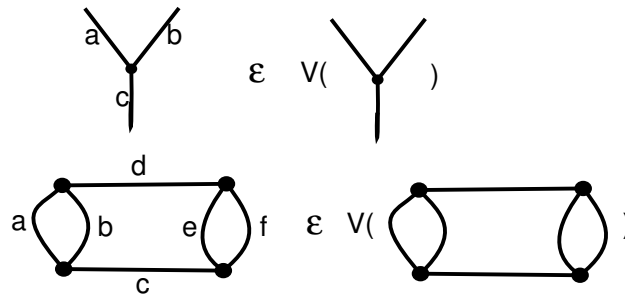


Figure 43: **Trivalent Vectors**

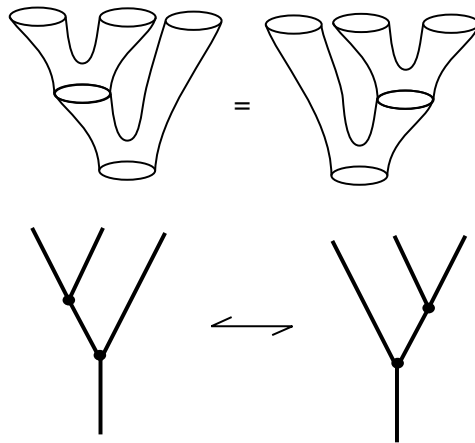


Figure 44: **Trinion Associativity**

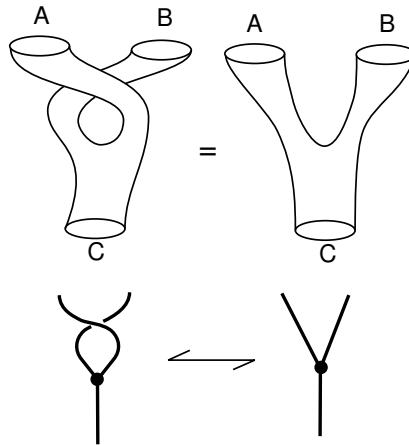


Figure 45: **Tube Twist**

vertex as the basic particle interaction vertex, and the braiding of lines representing an interaction resulting from an exchange of particles. In this view one thinks of the particles as moving in a two-dimensional medium, and the diagrams of braiding and trivalent vertex interactions as indications of the temporal events in the system, with time indicated in the direction of the morphisms in the category. Adding such graphs to the category of knots and links is an extension of the *tangle category* where one has already extended braids to allow any embedding of strands and circles that start in n ordered points and end in m ordered points. The tangle category includes the braid category and the Temperley-Lieb category. These are both included in the category of braided trivalent graphs.

Thinking of the basic trivalent vertex as the form of a particle interaction there will be a set of particle states that can label each arc incident to the vertex. In Figure ?? we illustrate the labeling of the trivalent graphs by such particle states. In the next two sections we will see specific rules for labeling such states. Here it suffices to note that there will be some restrictions on these labels, so that a trivalent vertex has a set of possible labelings. Similarly, any trivalent graph will have a set of admissible labelings. These are the possible particle processes that this graph can support. We take the set of admissible labelings of a given graph G as a basis for a vector space $V(G)$ over the complex numbers. This vector space is the space of *processes* associated with the graph G . Given a surface S and a decomposition t of the surface into trinions, we have the associated graph $G(S, t)$ and hence a vector space of processes $V(G(S, t))$. It is desirable to have this vector space independent of the particular decomposition into trinions. If this can be accomplished, then the set of vector spaces and linear mappings associated to the surfaces can constitute a functor from the category of cobordisms of one-manifolds to vector spaces, and hence gives rise to a one-dimensional topological quantum field theory. To this end we need some properties of the particle interactions that will be described below.

A *spin network* is, by definition a labeled trivalent graph in a category of graphs that satisfy

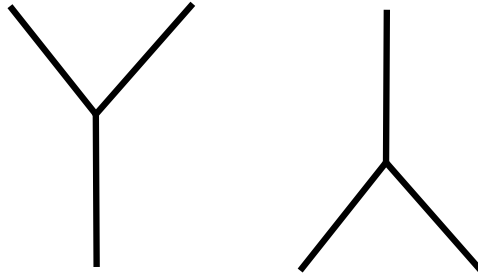


Figure 46: **Creation and Fusion**

the properties outlined in the previous paragraph. We shall detail the requirements below.

The simplest case of this idea is C. N. Yang's original interpretation of the Yang-Baxter equation [109]. Yang articulated a quantum field theory in one dimension of space and one dimension of time in which the R -matrix giving the scattering amplitudes for an interaction of two particles whose (let us say) spins corresponded to the matrix indices so that R_{ab}^{cd} is the amplitude for particles of spin a and spin b to interact and produce particles of spin c and d . Since these interactions are between particles in a line, one takes the convention that the particle with spin a is to the left of the particle with spin b , and the particle with spin c is to the left of the particle with spin d . If one follows the concatenation of such interactions, then there is an underlying permutation that is obtained by following strands from the bottom to the top of the diagram (thinking of time as moving up the page). Yang designed the Yang-Baxter equation for R so that *the amplitudes for a composite process depend only on the underlying permutation corresponding to the process and not on the individual sequences of interactions.*

In taking over the Yang-Baxter equation for topological purposes, we can use the same interpretation, but think of the diagrams with their under- and over-crossings as modeling events in a spacetime with two dimensions of space and one dimension of time. The extra spatial dimension is taken in displacing the woven strands perpendicular to the page, and allows us to use braiding operators R and R^{-1} as scattering matrices. Taking this picture to heart, one can add other particle properties to the idealized theory. In particular one can add fusion and creation vertices where in fusion two particles interact to become a single particle and in creation one particle changes (decays) into two particles. These are the trivalent vertices discussed above. Matrix elements corresponding to trivalent vertices can represent these interactions. See Figure 46.

Once one introduces trivalent vertices for fusion and creation, there is the question how these interactions will behave in respect to the braiding operators. There will be a matrix expression for the compositions of braiding and fusion or creation as indicated in Figure 25. Here we will restrict ourselves to showing the diagrammatics with the intent of giving the reader a flavor of these structures. It is natural to assume that braiding intertwines with creation as shown in Figure 49

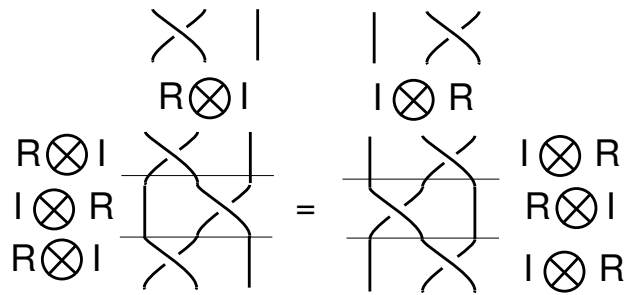


Figure 47: **Yang Baxter Equation**

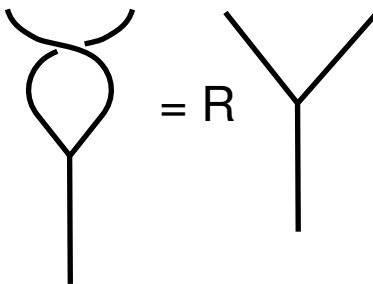


Figure 48: **Braiding**

(similarly with fusion). This intertwining identity is clearly the sort of thing that a topologist will love, since it indicates that the diagrams can be interpreted as embeddings of graphs in three-dimensional space, and it fits with our interpretation of the vertices in terms of trinions. Figure 47 illustrates the Yang-Baxter equation. The intertwining identity is an assumption like the Yang-Baxter equation itself, that simplifies the mathematical structure of the model.

It is to be expected that there will be an operator that expresses the recoupling of vertex interactions as shown in Figure 50 and labeled by Q . This corresponds to the associativity at the level of trinion combinations shown in Figure 44. The actual formalism of such an operator will parallel the mathematics of recoupling for angular momentum. See for example [34]. If one just considers the abstract structure of recoupling then one sees that for trees with four branches (each with a single root) there is a cycle of length five as shown in Figure 51. One can start with any pattern of three vertex interactions and go through a sequence of five recouplings that bring one back to the same tree from which one started. *It is a natural simplifying axiom to assume that this composition is the identity mapping.* This axiom is called the *pentagon identity*.

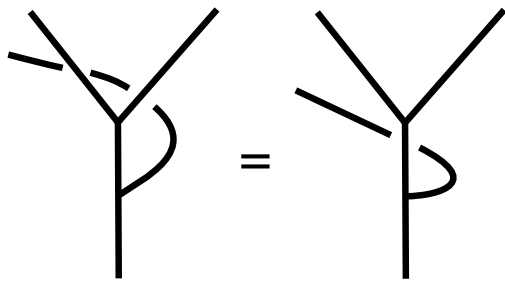


Figure 49: **Intertwining**

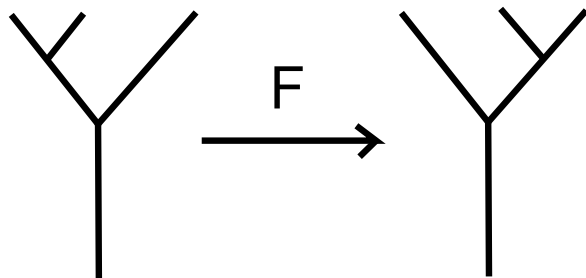


Figure 50: **Recoupling**

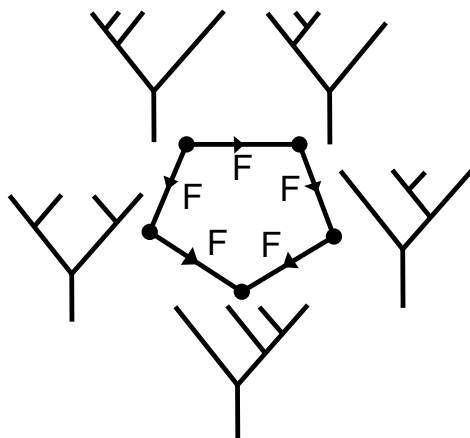


Figure 51: **Pentagon Identity**

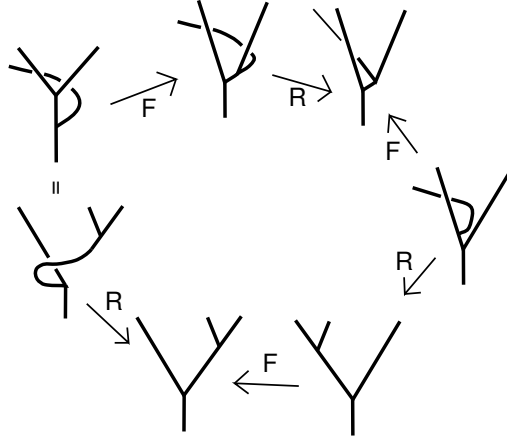


Figure 52: **Hexagon Identity**

Finally there is a hexagonal cycle of interactions between braiding, recoupling and the intertwining identity as shown in Figure 52. One says that the interactions satisfy the *hexagon identity* if this composition is the identity.

Remark. It is worth pointing out how these identities are related to the braiding. The hexagon identity tells us that

$$R^{-1}FRF^{-1}RF = I$$

where I is the identity mapping on the process space for trees with three branches. Letting

$$A = R$$

and

$$B = F^{-1}RF,$$

we see that the hexagon identity is equivalent to the statement

$$B = R^{-1}F^{-1}R.$$

Thus

$$\begin{aligned} ABA &= R(R^{-1}F^{-1}R)R = F^{-1}R^2 = (F^{-1}RF)F^{-1}R = (R^{-1}F^{-1}R)F^{-1}R \\ &= (R^{-1}F^{-1}R)R(R^{-1}F^{-1}R) = BAB. \end{aligned}$$

Thus the hexagon relation in this context, implies that A and B satisfy the braiding relation. The combination of the hexagon and pentagon relations ensures that the braid group representations that are generated are well-defined and fit together as we include smaller numbers of strands in larger numbers of strands. We omit the further details of the verification of this statement.

A *graphical three-dimensional topological quantum field theory* is an algebra of interactions that satisfies the Yang-Baxter equation, the intertwining identity, the pentagon identity and the hexagon identity. There is not room in this summary to detail the way that these properties fit into the topology of knots and three-dimensional manifolds, but a sketch is in order. For the case of topological quantum field theory related to the group $SU(2)$ there is a construction based entirely on the combinatorial topology of the bracket polynomial (See Sections 11 to 18 of this paper.). See [45, 34] for more information on this approach.

Now return to Figure 42 where we illustrate trinions, shown in relation to a trivalent vertex, and a surface of genus three that is decomposed into four trinions. It turns out that the vector space $V(S_g) = V(G(S_g, t))$ to a surface with a trinion decomposition as t described above, and defined in terms of the graphical topological quantum field theory, does not depend upon the choice of trinion decomposition. This independence is guaranteed by the braiding, hexagon and pentagon identities. One can then associate a well-defined vector $|M\rangle$ in $V(S_g)$ whenever M is a three manifold whose boundary is S_g . Furthermore, if a closed three-manifold M^3 is decomposed along a surface S_g into the union of M_- and M_+ where these parts are otherwise disjoint three-manifolds with boundary S_g , then the inner product $I(M) = \langle M_- | M_+ \rangle$ is, up to normalization, an invariant of the three-manifold M_3 . With the definition of graphical topological quantum field theory given above, knots and links can be incorporated as well, so that one obtains a source of invariants $I(M^3, K)$ of knots and links in orientable three-manifolds. Here we see the uses of the relationships that occur in the higher dimensional cobordism categories, as described in the previous section.

The invariant $I(M^3, K)$ can be formally compared with the Witten [106] integral

$$Z(M^3, K) = \int DA e^{(ik/4\pi)S(M,A)} W_K(A).$$

It can be shown that up to limits of the heuristics, $Z(M, K)$ and $I(M^3, K)$ are essentially equivalent for appropriate choice of gauge group and corresponding spin networks.

By these graphical reformulations, a three-dimensional *TQFT* is, at base, a highly simplified theory of point particle interactions in $2 + 1$ dimensional spacetime. It can be used to articulate invariants of knots and links and invariants of three manifolds. The reader interested in the $SU(2)$ case of this structure and its implications for invariants of knots and three manifolds can consult [34, 45, 79, 14, 87]. One expects that physical situations involving $2 + 1$ spacetime will be approximated by such an idealized theory. There are also applications to $3 + 1$ quantum gravity [?, 3, 58]. Aspects of the quantum Hall effect may be related to topological quantum field theory [105]. One can study a physics in two dimensional space where the braiding of particles or collective excitations leads to non-trivial representations of the Artin braid group. Such particles are called *Anyons*. Such *TQFT* models would describe applicable physics. One can think about applications of anyons to quantum computing along the lines of the topological models described here.

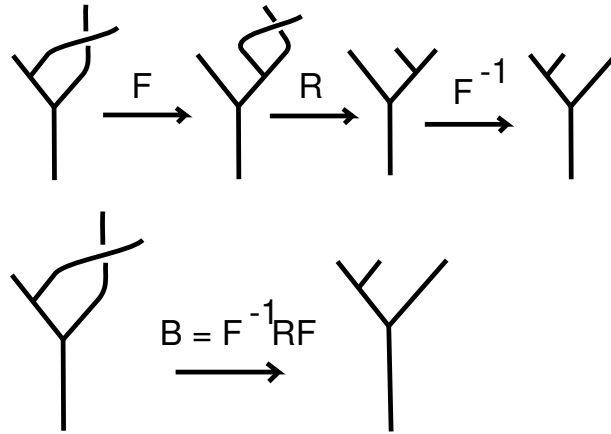


Figure 53: A More Complex Braiding Operator

A key point in the application of *TQFT* to quantum information theory is contained in the structure illustrated in Figure 53. There we show a more complex braiding operator, based on the composition of recoupling with the elementary braiding at a vertex. (This structure is implicit in the Hexagon identity of Figure 52.) The new braiding operator is a source of unitary representations of braid group in situations (which exist mathematically) where the recoupling transformations are themselves unitary. This kind of pattern is utilized in the work of Freedman and collaborators [21, 22, 23, 24, 25] and in the case of classical angular momentum formalism has been dubbed a “spin-network quantum simulator” by Rasetti and collaborators [82, 83]. In the next section we show how certain natural deformations [34] of Penrose spin networks [89] can be used to produce these unitary representations of the Artin braid group and the corresponding models for anyonic topological quantum computation.

14 Spin Networks and Temperley-Lieb Recoupling Theory

In this section we discuss a combinatorial construction for spin networks that generalizes the original construction of Roger Penrose. The result of this generalization is a structure that satisfies all the properties of a graphical *TQFT* as described in the previous section, and specializes to classical angular momentum recoupling theory in the limit of its basic variable. The construction is based on the properties of the bracket polynomial (as already described in Section 11). A complete description of this theory can be found in the book “Temperley-Lieb Recoupling Theory and Invariants of Three-Manifolds” by Kauffman and Lins [34].

The “*q*-deformed” spin networks that we construct here are based on the bracket polynomial relation. View Figure 54 and Figure 55.

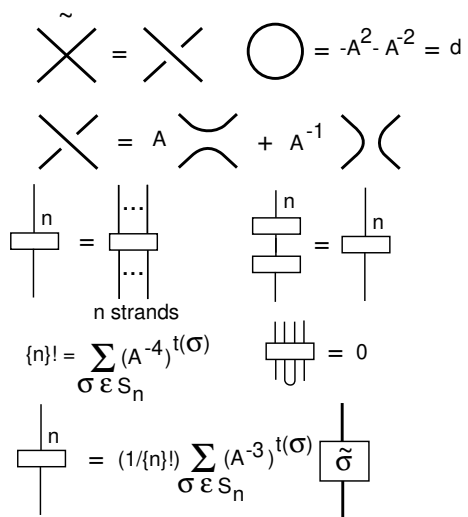


Figure 54: **Basic Projectors**

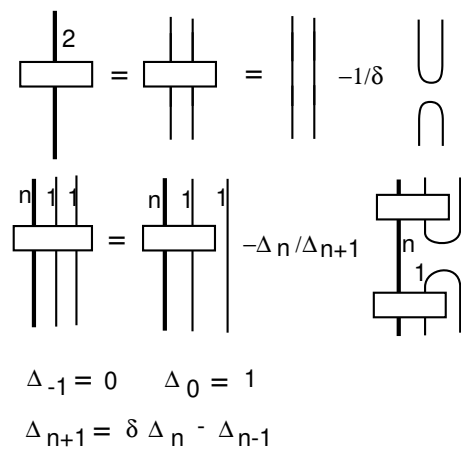


Figure 55: **Two Strand Projector**

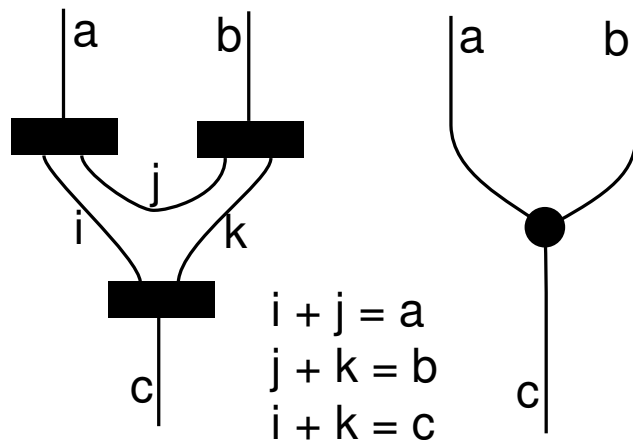


Figure 56: **Vertex**

In Figure 54 we indicate how the basic projector \boxplus (symmetrizer, Jones-Wenzl projector) is constructed on the basis of the bracket polynomial expansion. In this technology a symmetrizer is a sum of tangles on n strands (for a chosen integer n). The tangles are made by summing over braid lifts of permutations in the symmetric group on n letters, as indicated in Figure 54. Each elementary braid is then expanded by the bracket polynomial relation as indicated in Figure 54 so that the resulting sum consists of flat tangles without any crossings (these can be viewed as elements in the Temperley-Lieb algebra). The projectors have the property that the concatenation of a projector with itself is just that projector, and if you tie two lines on the top or the bottom of a projector together, then the evaluation is zero. This general definition of projectors is very useful for this theory. The two-strand projector is shown in Figure 55. Here the formula for that projector is particularly simple. It is the sum of two parallel arcs and two turn-around arcs (with coefficient $-1/d$, with $d = -A^2 - A^{-2}$ is the loop value for the bracket polynomial. Figure 55 also shows the recursion formula for the general projector. This recursion formula is due to Jones and Wenzl and the projector in this form, developed as a sum in the Temperley-Lieb algebra (see Section 12 of this paper), is usually known as the *Jones-Wenzl projector*.

The projectors are combinatorial analogs of irreducible representations of a group (the original spin nets were based on $SU(2)$ and these deformed nets are based on the corresponding quantum group to $SU(2)$). As such the reader can think of them as “particles”. The interactions of these particles are governed by how they can be tied together into three-vertices. See Figure 56. In Figure 56 we show how to tie three projectors, of a, b, c strands respectively, together to form a three-vertex. In order to accomplish this interaction, we must share lines between them as shown in that figure so that there are non-negative integers i, j, k so that $a = i + j, b = j + k, c = i + k$. This is equivalent to the condition that $a + b + c$ is even and that the sum of any two of a, b, c is greater than or equal to the third. For example $a + b \geq c$. One can think of the vertex as a possible particle interaction where $[a]$ and $[b]$ interact to produce $[c]$. That is, any two of the legs

$$\begin{array}{l}
a \mid = \boxed{a} \\
a \circlearrowleft = a \circlearrowleft \boxed{a} = \Delta_a \\
\begin{array}{c} \bullet \\ \circlearrowleft \\ \bullet \end{array} \begin{array}{c} d \\ \circlearrowleft \\ c \end{array} a = \Theta(a, c, d) \\
\boxed{\begin{array}{c} a \\ \bullet \\ \circlearrowleft \\ \bullet \\ b \end{array}} = \frac{\Theta(a, c, d)}{\Delta_a} \mid \begin{array}{c} a \\ \delta_b^a \end{array}
\end{array}$$

Figure 57: **Orthogonality of Trivalent Vertices**

of the vertex can be regarded as interacting to produce the third leg.

There is a basic orthogonality of three vertices as shown in Figure 57. Here if we tie two three-vertices together so that they form a “bubble” in the middle, then the resulting network with labels a and b on its free ends is a multiple of an a -line (meaning a line with an a -projector on it) or zero (if a is not equal to b). The multiple is compatible with the results of closing the diagram in the equation of Figure 57 so the two free ends are identified with one another. On closure, as shown in the figure, the left hand side of the equation becomes a Theta graph and the right hand side becomes a multiple of a “delta” where Δ_a denotes the bracket polynomial evaluation of the a -strand loop with a projector on it. The $\Theta(a, b, c)$ denotes the bracket evaluation of a theta graph made from three trivalent vertices and labeled with a, b, c on its edges.

There is a recoupling formula in this theory in the form shown in Figure 58. Here there are “6-j symbols”, recoupling coefficients that can be expressed, as shown in Figure 58, in terms of tetrahedral graph evaluations and theta graph evaluations. The tetrahedral graph is shown in Figure 59. One derives the formulas for these coefficients directly from the orthogonality relations for the trivalent vertices by closing the left hand side of the recoupling formula and using orthogonality to evaluate the right hand side. This is illustrated in Figure 60. The reader should be advised that there are specific calculational formulas for the theta and tetrahedral nets. These can be found in [34]. Here we are indicating only the relationships and external logic of these objects.

Finally, there is the braiding relation, as illustrated in Figure 36.

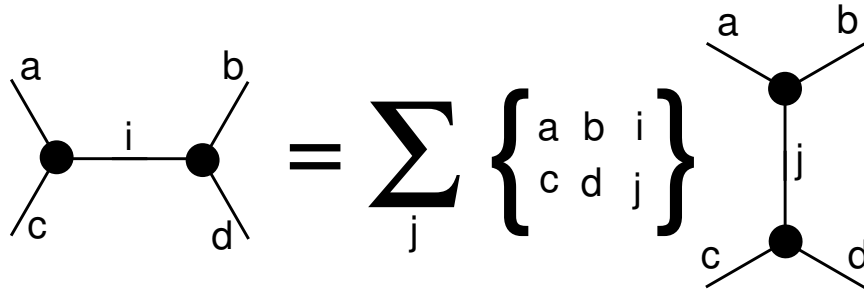


Figure 58: **Recoupling Formula**

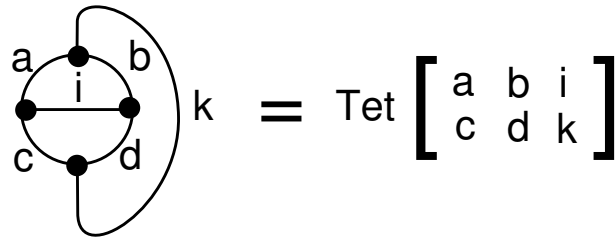
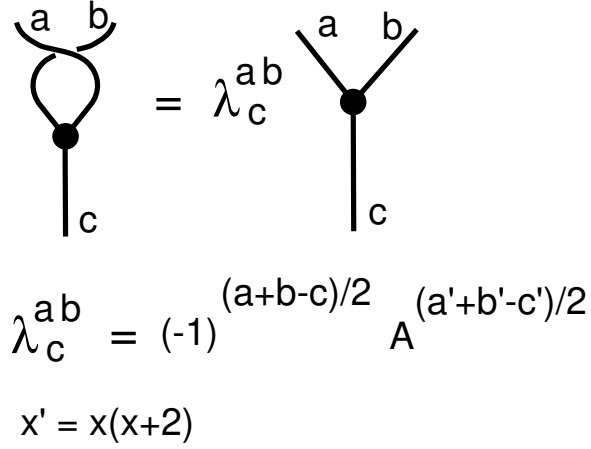


Figure 59: **Tetrahedron Network**

$$\begin{aligned}
 & \text{Diagram} = \sum_j \left\{ \begin{matrix} a & b & i \\ c & d & j \end{matrix} \right\} \text{Diagram} \\
 & = \sum_j \left\{ \begin{matrix} a & b & i \\ c & d & j \end{matrix} \right\} \frac{\Theta(a,b,j)}{\Delta_j} \frac{\Theta(c,d,j)}{\Delta_j} \Delta_j \delta_j^k \\
 & = \left\{ \begin{matrix} a & b & i \\ c & d & k \end{matrix} \right\} \frac{\Theta(a,b,k) \Theta(c,d,k)}{\Delta_k} \\
 & \boxed{\left\{ \begin{matrix} a & b & i \\ c & d & k \end{matrix} \right\} = \frac{\text{Tet} \begin{bmatrix} a & b & i \\ c & d & k \end{bmatrix} \Delta_k}{\Theta(a,b,k) \Theta(c,d,k)}}
 \end{aligned}$$

Figure 60: **Tetrahedron Formula for Recoupling Coefficients**



$$\lambda_c^{ab} = (-1)^{(a+b-c)/2} A^{(a'+b'-c')/2}$$

$$x' = x(x+2)$$

Figure 61: **Local Braiding Formula**

With the braiding relation in place, this q -deformed spin network theory satisfies the pentagon, hexagon and braiding naturality identities needed for a topological quantum field theory. All these identities follow naturally from the basic underlying topological construction of the bracket polynomial. One can apply the theory to many different situations.

14.1 Evaluations

In this section we discuss the structure of the evaluations for Δ_n and the theta and tetrahedral networks. We refer to [34] for the details behind these formulas. Recall that Δ_n is the bracket evaluation of the closure of the n -strand projector, as illustrated in Figure 57. For the bracket variable A , one finds that

$$\Delta_n = (-1)^n \frac{A^{2n+2} - A^{-2n-2}}{A^2 - A^{-2}}.$$

One sometimes writes the *quantum integer*

$$[n] = (-1)^{n-1} \Delta_{n-1} = \frac{A^{2n} - A^{-2n}}{A^2 - A^{-2}}.$$

If

$$A = e^{i\pi/2r}$$

where r is a positive integer, then

$$\Delta_n = (-1)^n \frac{\sin((n+1)\pi/r)}{\sin(\pi/r)}.$$

Here the corresponding quantum integer is

$$[n] = \frac{\sin(n\pi/r)}{\sin(\pi/r)}.$$

Note that $[n+1]$ is a positive real number for $n = 0, 1, 2, \dots, r-2$ and that $[r-1] = 0$.

The evaluation of the theta net is expressed in terms of quantum integers by the formula

$$\Theta(a, b, c) = (-1)^{m+n+p} \frac{[m+n+p+1]![n]![m]![p]!}{[m+n]![n+p]![p+m]!}$$

where

$$a = m + p, b = m + n, c = n + p.$$

Note that

$$(a + b + c)/2 = m + n + p.$$

When $A = e^{i\pi/2r}$, the recoupling theory becomes finite with the restriction that only three-vertices (labeled with a, b, c) are *admissible* when $a + b + c \leq 2r - 4$. All the summations in the formulas for recoupling are restricted to admissible triples of this form.

14.2 Symmetry and Unitarity

The formula for the recoupling coefficients given in Figure 60 has less symmetry than is actually inherent in the structure of the situation. By multiplying all the vertices by an appropriate factor, we can reconfigure the formulas in this theory so that the revised recoupling transformation is orthogonal, in the sense that its transpose is equal to its inverse. This is a very useful fact. It means that when the resulting matrices are real, then the recoupling transformations are unitary. We shall see particular applications of this viewpoint later in the paper.

Figure 62 illustrates this modification of the three-vertex. Let $Vert[a, b, c]$ denote the original 3-vertex of the Temperley-Lieb recoupling theory. Let $ModVert[a, b, c]$ denote the modified vertex. Then we have the formula

$$ModVert[a, b, c] = \frac{\sqrt{\sqrt{\Delta_a \Delta_b \Delta_c}}}{\sqrt{\Theta(a, b, c)}} Vert[a, b, c].$$

Lemma. For the bracket evaluation at the root of unity $A = e^{i\pi/2r}$ the factor

$$f(a, b, c) = \frac{\sqrt{\sqrt{\Delta_a \Delta_b \Delta_c}}}{\sqrt{\Theta(a, b, c)}}$$

is real, and can be taken to be a positive real number for (a, b, c) admissible (i.e. $a+b+c \leq 2r-4$).

Proof. By the results from the previous subsection,

$$\Theta(a, b, c) = (-1)^{(a+b+c)/2} \hat{\Theta}(a, b, c)$$

where $\hat{\Theta}(a, b, c)$ is positive real, and

$$\Delta_a \Delta_b \Delta_c = (-1)^{(a+b+c)} [a+1][b+1][c+1]$$

where the quantum integers in this formula can be taken to be positive real. It follows from this that

$$f(a, b, c) = \sqrt{\frac{\sqrt{[a+1][b+1][c+1]}}{\hat{\Theta}(a, b, c)}},$$

showing that this factor can be taken to be positive real. //

In Figure 63 we show how this modification of the vertex affects the non-zero term of the orthogonality of trivalent vertices (compare with Figure 57). We refer to this as the “modified bubble identity.” The coefficient in the modified bubble identity is

$$\sqrt{\frac{\Delta_b \Delta_c}{\Delta_a}} = (-1)^{(b+c-a)/2} \sqrt{\frac{[b+1][c+1]}{[a+1]}}$$

where (a, b, c) form an admissible triple. In particular $b + c - a$ is even and hence this factor can be taken to be real.

We rewrite the recoupling formula in this new basis and emphasize that the recoupling coefficients can be seen (for fixed external labels a, b, c, d) as a matrix transforming the horizontal “double- Y ” basis to a vertically disposed double- Y basis. In Figure 64, Figure 65 and Figure 66 we have shown the form of this transformation, using the matrix notation

$$M[a, b, c, d]_{ij}$$

for the modified recoupling coefficients. In Figure 64 we derive an explicit formula for these matrix elements. The proof of this formula follows directly from trivalent-vertex orthogonality (See Figure 57 and Figure 60.), and is given in Figure 64. The result shown in Figure 64 and Figure 65 is the following formula for the recoupling matrix elements.

$$M[a, b, c, d]_{ij} = \text{ModTet} \begin{pmatrix} a & b & i \\ c & d & j \end{pmatrix} / \sqrt{\Delta_a \Delta_b \Delta_c \Delta_d}$$

where $\sqrt{\Delta_a \Delta_b \Delta_c \Delta_d}$ is short-hand for the product

$$\begin{aligned} & \sqrt{\frac{\Delta_a \Delta_b}{\Delta_j}} \sqrt{\frac{\Delta_c \Delta_d}{\Delta_j}} \Delta_j \\ &= (-1)^{(a+b-j)/2} (-1)^{(c+d-j)/2} (-1)^j \sqrt{\frac{[a+1][b+1]}{[j+1]}} \sqrt{\frac{[c+1][d+1]}{[j+1]}} [j+1] \\ &= (-1)^{(a+b+c+d)/2} \sqrt{[a+1][b+1][c+1][d+1]} \end{aligned}$$

In this form, since (a, b, j) and (c, d, j) are admissible triples, we see that this coefficient can be taken to be real, and its value is independent of the choice of i and j . The matrix $M[a, b, c, d]$ is real-valued.

$$\begin{array}{c} a \\ \diagdown \\ \circ \\ \diagup \\ b \\ | \\ c \end{array} = \frac{\sqrt{\sqrt{\Delta_a} \sqrt{\Delta_b} \sqrt{\Delta_c}}}{\sqrt{\Theta(a, b, c)}} \begin{array}{c} a \\ \diagdown \\ \bullet \\ \diagup \\ b \\ | \\ c \end{array}$$

Figure 62: **Modified Three Vertex**

$$\begin{array}{c} a \\ | \\ \bullet \\ \circ \\ | \\ b \\ \circ \\ | \\ c \\ | \\ a \end{array} = \frac{\Theta(a,b,c)}{\Delta_a} \begin{array}{c} a \\ | \\ \bullet \end{array}$$

$$\begin{array}{c} a \\ | \\ \circ \\ \circ \\ | \\ b \\ \circ \\ | \\ c \\ | \\ a \end{array} = \frac{\sqrt{\Delta_a \Delta_b \Delta_c}}{\Theta(a,b,c)} \begin{array}{c} a \\ | \\ \bullet \\ \circ \\ | \\ b \\ \circ \\ | \\ c \\ | \\ a \end{array}$$

$$\begin{array}{c} a \\ | \\ \circ \\ \circ \\ | \\ b \\ \circ \\ | \\ c \\ | \\ \mathbf{a} \end{array} = \sqrt{\frac{\Delta_b \Delta_c}{\Delta_a}} \begin{array}{c} a \\ | \\ \bullet \end{array}$$

Figure 63: **Modified Bubble Identity**

It follows from Figure 58 (turn the diagrams by ninety degrees) that

$$M[a, b, c, d]^{-1} = M[b, d, a, c].$$

In Figure 67 we illustrate the formula

$$M[a, b, c, d]^T = M[b, d, a, c].$$

It follows from this formula that

$$M[a, b, c, d]^T = M[a, b, c, d]^{-1}.$$

Hence $M[a, b, c, d]$ is an orthogonal, real-valued matrix.

$$\begin{aligned}
\left(\begin{array}{c} a & b \\ i & j \\ c & d \end{array} \right) &= \sum_k \left[\begin{array}{c} a & b \\ c & d \end{array} \right]_{ik} \left(\begin{array}{c} a & b \\ k & j \\ c & d \end{array} \right) \\
&= \sum_k \left[\begin{array}{c} a & b \\ c & d \end{array} \right]_{ik} \sqrt{\frac{\Delta_a \Delta_b}{\Delta_j}} \sqrt{\frac{\Delta_c \Delta_d}{\Delta_j}} \Delta_j \delta_j^k \\
&= \left[\begin{array}{c} a & b \\ c & d \end{array} \right]_{ij} \sqrt{\frac{\Delta_a \Delta_b}{\Delta_j}} \sqrt{\frac{\Delta_c \Delta_d}{\Delta_j}} \Delta_j \\
\left[\begin{array}{c} a & b \\ c & d \end{array} \right]_{ij} &= \frac{\left(\begin{array}{c} a & b \\ i & j \\ c & d \end{array} \right)}{\sqrt{\frac{\Delta_a \Delta_b}{\Delta_j}} \sqrt{\frac{\Delta_c \Delta_d}{\Delta_j}} \Delta_j} = \frac{\text{ModTet} \left[\begin{array}{c} a & b & i \\ c & d & j \end{array} \right]}{\sqrt{\Delta_a \Delta_b \Delta_c \Delta_d}}
\end{aligned}$$

Figure 64: Derivation of Modified Recoupling Coefficients

$$\left(\begin{array}{c} a & & b \\ & i & \\ c & & d \end{array} \right) = \sum_j \left[\begin{array}{c} a & b \\ c & d \end{array} \right]_{ij} \left(\begin{array}{c} a & b \\ & j \\ c & d \end{array} \right)$$

Figure 65: Modified Recoupling Formula

$$\left[\begin{array}{c} a & b \\ c & d \end{array} \right]_{ij} = \frac{\left(\begin{array}{c} a & b \\ i & j \\ c & d \end{array} \right)}{\sqrt{\Delta_a \Delta_b \Delta_c \Delta_d}}$$

$$M[a,b,c,d]_{ij} = \left[\begin{array}{c} a & b \\ c & d \end{array} \right]_{ij}$$

Figure 66: Modified Recoupling Matrix

$$\Rightarrow \begin{bmatrix} a & b \\ c & d \end{bmatrix}^T = \begin{bmatrix} a & b \\ c & d \end{bmatrix}^{-1}$$

Figure 67: **Modified Matrix Transpose**

Theorem. In the Temperley-Lieb theory we obtain unitary (in fact real orthogonal) recoupling transformations when the bracket variable A has the form $A = e^{i\pi/2r}$ for r a positive integer. Thus we obtain families of unitary representations of the Artin braid group from the recoupling theory at these roots of unity.

Proof. The proof is given the discussion above. //

In Section 16 we shall show explicitly how these methods work in the case of the Fibonacci model where $A = e^{3i\pi/5}$.

15 Fibonacci Particles

In this section and the next we detail how the Fibonacci model for anyonic quantum computing [78, 90] can be constructed by using a version of the two-stranded bracket polynomial and a generalization of Penrose spin networks. This is a fragment of the Temperley-Lieb recoupling theory [34]. We already gave in the preceding sections a general discussion of the theory of spin networks and their relationship with quantum computing.

The Fibonacci model is a *TQFT* that is based on a single “particle” with two states that we shall call the *marked state* and the *unmarked state*. The particle in the marked state can interact with itself either to produce a single particle in the marked state, or to produce a single particle in the unmarked state. The particle in the unmarked state has no influence in interactions (an unmarked state interacting with any state S yields that state S). One way to indicate these two interactions symbolically is to use a box, for the marked state and a blank space for the unmarked state. Then one has two modes of interaction of a box with itself:

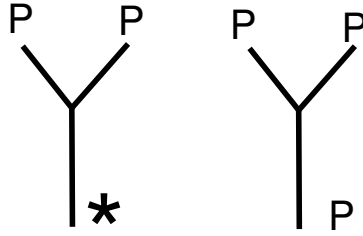


Figure 68: **Fibonacci Particle Interaction**

1. Adjacency: $\square \square$

and

2. Nesting: $\boxed{\square}$.

With this convention we take the adjacency interaction to yield a single box, and the nesting interaction to produce nothing:

$$\square \square = \square$$

$$\boxed{\square} = *$$

We take the notational opportunity to denote nothing by an asterisk (*). The syntactical rules for operating the asterisk are Thus the asterisk is a stand-in for no mark at all and it can be erased or placed wherever it is convenient to do so. Thus

$$\boxed{\square} = *.$$

We shall make a recoupling theory based on this particle, but it is worth noting some of its purely combinatorial properties first. The arithmetic of combining boxes (standing for acts of distinction) according to these rules has been studied and formalized in [100] and correlated with Boolean algebra and classical logic. Here *within* and *next to* are ways to refer to the two sides delineated by the given distinction. From this point of view, there are two modes of relationship (adjacency and nesting) that arise at once in the presence of a distinction.

From here on we shall denote the Fibonacci particle by the letter P . Thus the two possible interactions of P with itself are as follows.

1. $P, P \longrightarrow *$

2. $P, P \longrightarrow P$

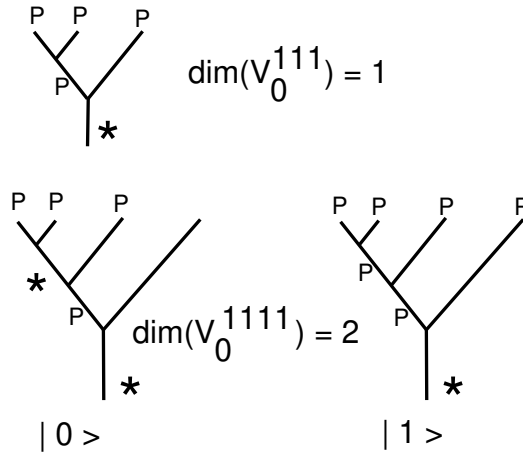


Figure 69: **Fibonacci Trees**

In Figure 69 we indicate in small tree diagrams the two possible interactions of the particle P with itself. In the first interaction the particle vanishes, producing the asterisk. In the second interaction the particle a single copy of P is produced. These are the two basic actions of a single distinction relative to itself, and they constitute our formalism for this very elementary particle.

In Figure 69, we have indicated the different results of particle processes where we begin with a left-associated tree structure with three branches, all marked and then four branches all marked. In each case we demand that the particles interact successively to produce an unmarked particle in the end, at the root of the tree. More generally one can consider a left-associated tree with n upward branches and one root. Let $T(a_1, a_2, \dots, a_n : b)$ denote such a tree with particle labels a_1, \dots, a_n on the top and root label b at the bottom of the tree. We consider all possible processes (sequences of particle interactions) that start with the labels at the top of the tree, and end with the labels at the bottom of the tree. Each such sequence is regarded as a basis vector in a complex vector space

$$V_b^{a_1, a_2, \dots, a_n}$$

associated with the tree. In the case where all the labels are marked at the top and the bottom label is unmarked, we shall denote this tree by

$$V_0^{111\dots 11} = V_0^{(n)}$$

where n denotes the number of upward branches in the tree. We see from Figure 69 that the dimension of $V_0^{(3)}$ is 1, and that

$$\dim(V_0^{(4)}) = 2.$$

This means that $V_0^{(4)}$ is a natural candidate in this context for the two-qubit space.

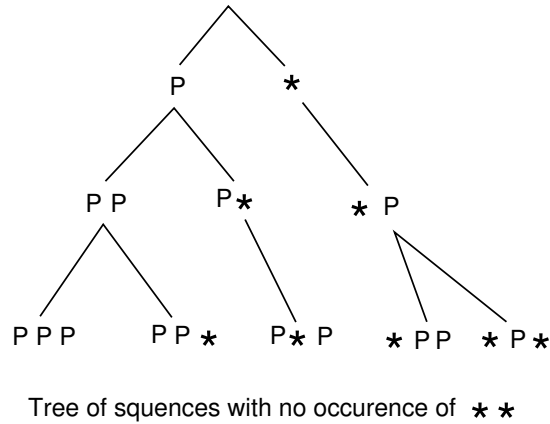


Figure 70: **Fibonacci Sequence**

Given the tree $T(1, 1, 1, \dots, 1 : 0)$ (n marked states at the top, an unmarked state at the bottom), a process basis vector in $V_0^{(n)}$ is in direct correspondence with a string of boxes and asterisks (1's and 0's) of length $n - 2$ with no repeated asterisks and ending in a marked state. See Figure 69 for an illustration of the simplest cases. It follows from this that

$$\dim(V_0^{(n)}) = f_{n-2}$$

where f_k denotes the k -th Fibonacci number:

$$f_0 = 1, f_1 = 1, f_2 = 2, f_3 = 3, f_4 = 5, f_5 = 8, \dots$$

where

$$f_{n+2} = f_{n+1} + f_n.$$

The dimension formula for these spaces follows from the fact that there are f_n sequences of length $n - 1$ of marked and unmarked states with no repetition of an unmarked state. This fact is illustrated in Figure 70.

16 The Fibonacci Recoupling Model

We now show how to make a model for recoupling the Fibonacci particle by using the Temperley Lieb recoupling theory and the bracket polynomial. Everything we do in this section will be based on the 2-projector, its properties and evaluations based on the bracket polynomial model for the Jones polynomial. While we have outlined the general recoupling theory based on the bracket polynomial in earlier sections of this paper, the present section is self-contained, using only

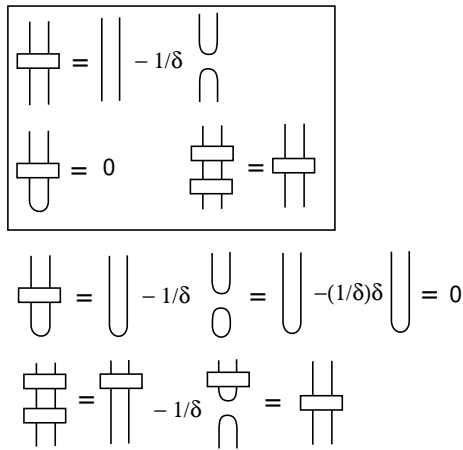


Figure 71: **The 2-Projector**

basic information about the bracket polynomial, and the essential properties of the 2-projector as shown in Figure 71. In this figure we state the definition of the 2-projector, list its two main properties (the operator is idempotent and a self-attached strand yields a zero evaluation) and give diagrammatic proofs of these properties.

In Figure 72, we show the essence of the Temperley-Lieb recoupling model for the Fibonacci particle. The Fibonacci particle is, in this mathematical model, identified with the 2-projector itself. As the reader can see from Figure 72, there are two basic interactions of the 2-projector with itself, one giving a 2-projector, the other giving nothing. This is the pattern of self-interaction of the Fibonacci particle. There is a third possibility, depicted in Figure 72, where two 2-projectors interact to produce a 4-projector. We could remark at the outset, that the 4-projector will be zero if we choose the bracket polynomial variable $A = e^{3\pi/5}$. Rather than start there, we will assume that the 4-projector is forbidden and deduce (below) that the theory has to be at this root of unity.

Note that in Figure 72 we have adopted a single strand notation for the particle interactions, with a solid strand corresponding to the marked particle, a dotted strand (or nothing) corresponding to the unmarked particle. A dark vertex indicates either an interaction point, or it may be used to indicate the single strand is shorthand for two ordinary strands. Remember that these are all shorthand expressions for underlying bracket polynomial calculations.

In Figure 73, Figure 74, Figure 75, Figure 76, Figure 77 and Figure 78 we have provided complete diagrammatic calculations of all of the relevant small nets and evaluations that are useful in the two-strand theory that is being used here. The reader may wish to skip directly to Figure 79 where we determine the form of the recoupling coefficients for this theory. We will discuss the resulting algebra below.

For the reader who does not want to skip the next collection of figures, here is a guided tour. Figure 73 illustrates three basic nets in case of two strands. These are the theta, delta and

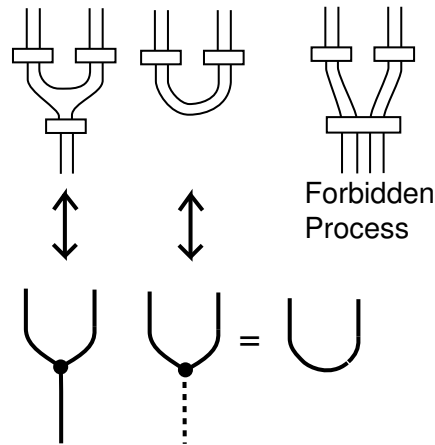


Figure 72: **Fibonacci Particle as 2-Projector**

tetrahedron nets. In this figure we have shown the decomposition on the theta and delta nets in terms of 2-projectors. The Tetrahedron net will be similarly decomposed in Figure 77 and Figure 78. The theta net is denoted Θ , the delta by Δ , and the tetrahedron by T . In Figure 74 we illustrate how a pedant loop has a zero evaluation. In Figure 75 we use the identity in Figure 74 to show how an interior loop (formed by two trivalent vertices) can be removed and replaced by a factor of Θ/Δ . Note how, in this figure, line two proves that one network is a multiple of the other, while line three determines the value of the multiple by closing both nets.

Figure 76 illustrates the explicit calculation of the delta and theta nets. The figure begins with a calculation of the result of closing a single strand of the 2-projector. The result is a single stand multiplied by $(\delta - 1/\delta)$ where $\delta = -A^2 - A^{-2}$, and A is the bracket polynomial parameter. We then find that

$$\Delta = \delta^2 - 1$$

and

$$\Theta = (\delta - 1/\delta)^2\delta - \Delta/\delta = (\delta - 1/\delta)(\delta^2 - 2).$$

Figure 77 and Figure 78 illustrate the calculation of the value of the tetrahedral network T . The reader should note the first line of Figure 77 where the tetrahedral net is translated into a pattern of 2-projectors, and simplified. The rest of these two figures are a diagrammatic calculation, using the expansion formula for the 2-projector. At the end of Figure 78 we obtain the formula for the tetrahedron

$$T = (\delta - 1/\delta)^2(\delta^2 - 2) - 2\Theta/\delta.$$

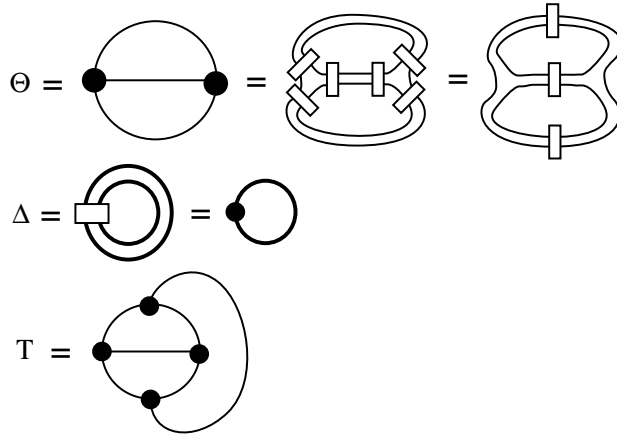


Figure 73: **Theta, Delta and Tetrahedron**

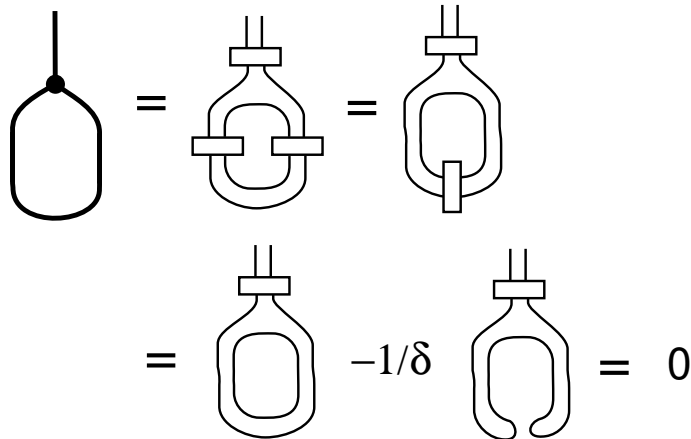


Figure 74: **LoopEvaluation-1**

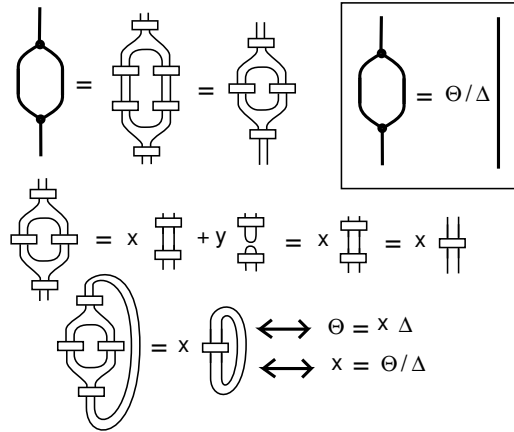


Figure 75: **LoopEvaluation-2**

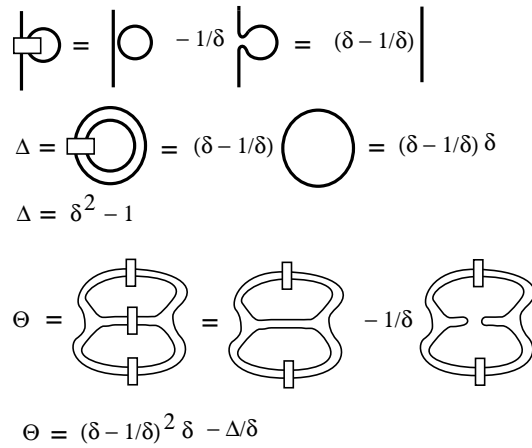


Figure 76: **Calculate Theta, Delta**

$$\begin{aligned}
T &= \text{Diagram 1} = \text{Diagram 2} = \text{Diagram 3} = \text{Diagram 4} - 1/\delta \text{Diagram 5} \\
&= \text{Diagram 6} - \Theta/\delta = \text{Diagram 7} - 1/\delta \text{Diagram 8} - \Theta/\delta \\
&= \text{Diagram 9} - (1/\delta)(\delta - 1/\delta)^2 \delta - \Theta/\delta
\end{aligned}$$

Figure 77: Calculate Tetrahedron – 1

$$\begin{aligned}
T &= \text{Diagram 9} - (1/\delta)(\delta - 1/\delta)^2 \delta - \Theta/\delta \\
&= \text{Diagram 6} - 1/\delta \text{Diagram 8} - (\delta - 1/\delta)^2 - \Theta/\delta \\
&= (\delta - 1/\delta)^3 \delta - (1/\delta)\Theta - (\delta - 1/\delta)^2 - \Theta/\delta \\
&= (\delta - 1/\delta)^2 (\delta^2 - 2) - 2\Theta/\delta
\end{aligned}$$

Figure 78: Calculate Tetrahedron – 2

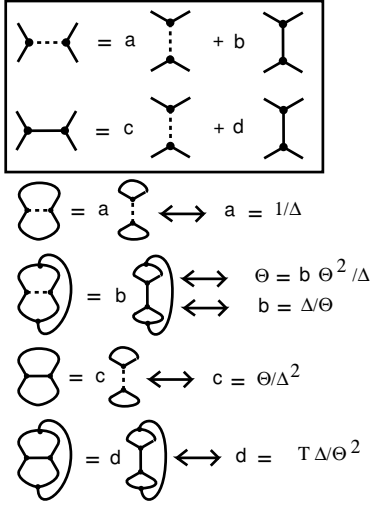


Figure 79: **Recoupling for 2-Projectors**

Figure 79 is the key calculation for this model. In this figure we assume that the recoupling formulas involve only 0 and 2 strands, with 0 corresponding to the null particle and 2 corresponding to the 2-projector. ($2+2=4$ is forbidden as in Figure 72.) From this assumption we calculate that the recoupling matrix is given by

$$F = \begin{pmatrix} a & b \\ c & d \end{pmatrix} = \begin{pmatrix} 1/\Delta & \Delta/\Theta \\ \Theta/\Delta^2 & T\Delta/\Theta^2 \end{pmatrix}$$

Figure 80 and Figure 81 work out the exact formulas for the braiding at a three-vertex in this theory. When the 3-vertex has three marked lines, then the braiding operator is multiplication by $-A^4$, as in Figure 58. When the 3-vertex has two marked lines, then the braiding operator is multiplication by A^8 , as shown in Figure 81.

Notice that it follows from the symmetry of the diagrammatic recoupling formulas of Figure 79 that *the square of the recoupling matrix F is equal to the identity*. That is,

$$\begin{pmatrix} 1 & 0 \\ 0 & 1 \end{pmatrix} = F^2 = \begin{pmatrix} 1/\Delta & \Delta/\Theta \\ \Theta/\Delta^2 & T\Delta/\Theta^2 \end{pmatrix} \begin{pmatrix} 1/\Delta & \Delta/\Theta \\ \Theta/\Delta^2 & T\Delta/\Theta^2 \end{pmatrix} = \\ \begin{pmatrix} 1/\Delta^2 + 1/\Delta & 1/\Theta + T\Delta^2/\Theta^3 \\ \Theta/\Delta^3 + T/(\Delta\Theta) & 1/\Delta + \Delta^2 T^2/\Theta^4 \end{pmatrix}.$$

Thus we need the relation

$$1/\Delta + 1/\Delta^2 = 1.$$

$$\begin{aligned}
 & \boxed{\text{Three-Vertex}} = \text{Complex Braided Three-Vertex} \\
 & A^{-1} \text{Three-Vertex} = \text{Three-Vertex with Signs} = \text{Complex Braided Three-Vertex} \\
 & = \text{Three-Vertex} - \frac{1}{\delta} \left[\text{Crossed Three-Vertex} + \text{Crossed Three-Vertex} + \text{Crossed Three-Vertex} \right] \\
 & \quad + \frac{2}{\delta^2} \left[\text{Crossed Three-Vertex} \right] \\
 & A^{-1} \text{Three-Vertex} = -A^3 \text{Y-Vertex} \quad \boxed{\text{Three-Vertex} = -A^4 \text{Y-Vertex}}
 \end{aligned}$$

Figure 80: Braiding at the Three-Vertex

$$\begin{aligned}
 & \text{Null-Three-Vertex} = \text{Braided Null-Three-Vertex} = \text{Braided Null-Three-Vertex} = \text{Braided Null-Three-Vertex} - \frac{1}{\delta} \text{Braided Null-Three-Vertex} \\
 & = -A^3 \text{Braided Null-Three-Vertex} - \frac{1}{\delta} \text{Braided Null-Three-Vertex} \\
 & = -A^3 \text{Braided Null-Three-Vertex} - \frac{1}{\delta} \text{Braided Null-Three-Vertex} \quad \boxed{\text{Braided Null-Three-Vertex} = -A^3 \text{Null-Three-Vertex}} \\
 & = A^6 \text{Null-Three-Vertex} - \frac{1}{\delta} \text{Null-Three-Vertex} \\
 & = A^8 \left(\text{Null-Three-Vertex} - \frac{1}{\delta} \text{Null-Three-Vertex} \right) \quad \boxed{\text{Null-Three-Vertex} = A^2 \text{Null-Three-Vertex} + (1-A^4) \text{Braided Null-Three-Vertex}} \\
 & = A^8 \text{Null-Three-Vertex}
 \end{aligned}$$

Figure 81: Braiding at the Null-Three-Vertex

This is equivalent to saying that

$$\Delta^2 = 1 + \Delta,$$

a quadratic equation whose solutions are

$$\Delta = (1 \pm \sqrt{5})/2.$$

Furthermore, we know that

$$\Delta = \delta^2 - 1$$

from Figure 76. Hence

$$\Delta^2 = \Delta + 1 = \delta^2.$$

We shall now specialize to the case where

$$\Delta = \delta = (1 + \sqrt{5})/2,$$

leaving the other cases for the exploration of the reader. We then take

$$A = e^{3\pi i/5}$$

so that

$$\delta = -A^2 - A^{-2} = -2\cos(6\pi/5) = (1 + \sqrt{5})/2.$$

Note that $\delta - 1/\delta = 1$. Thus

$$\Theta = (\delta - 1/\delta)^2\delta - \Delta/\delta = \delta - 1.$$

and

$$\begin{aligned} T &= (\delta - 1/\delta)^2(\delta^2 - 2) - 2\Theta/\delta = (\delta^2 - 2) - 2(\delta - 1)/\delta \\ &= (\delta - 1)(\delta - 2)/\delta = 3\delta - 5. \end{aligned}$$

Note that

$$T = -\Theta^2/\Delta^2,$$

from which it follows immediately that

$$F^2 = I.$$

This proves that we can satisfy this model when $\Delta = \delta = (1 + \sqrt{5})/2$.

For this specialization we see that the matrix F becomes

$$F = \begin{pmatrix} 1/\Delta & \Delta/\Theta \\ \Theta/\Delta^2 & T\Delta/\Theta^2 \end{pmatrix} = \begin{pmatrix} 1/\Delta & \Delta/\Theta \\ \Theta/\Delta^2 & (-\Theta^2/\Delta^2)\Delta/\Theta^2 \end{pmatrix} = \begin{pmatrix} 1/\Delta & \Delta/\Theta \\ \Theta/\Delta^2 & -1/\Delta \end{pmatrix}$$

This version of F has square equal to the identity independent of the value of Θ , so long as $\Delta^2 = \Delta + 1$.

The Final Adjustment. Our last version of F suffers from a lack of symmetry. It is not a symmetric matrix, and hence not unitary. A final adjustment of the model gives this desired symmetry. Consider the result of replacing each trivalent vertex (with three 2-projector strands) by a multiple by a given quantity α . Since the Θ has two vertices, it will be multiplied by α^2 . Similarly, the tetrahedron T will be multiplied by α^4 . The Δ and the δ will be unchanged. Other properties of the model will remain unchanged. The new recoupling matrix, after such an adjustment is made, becomes

$$\begin{pmatrix} 1/\Delta & \Delta/\alpha^2\Theta \\ \alpha^2\Theta/\Delta^2 & -1/\Delta \end{pmatrix}$$

For symmetry we require

$$\Delta/(\alpha^2\Theta) = \alpha^2\Theta/\Delta^2.$$

We take

$$\alpha^2 = \sqrt{\Delta^3}/\Theta.$$

With this choice of α we have

$$\Delta/(\alpha^2\Theta) = \Delta\Theta/(\Theta\sqrt{\Delta^3}) = 1/\sqrt{\Delta}.$$

Hence the new symmetric F is given by the equation

$$F = \begin{pmatrix} 1/\Delta & 1/\sqrt{\Delta} \\ 1/\sqrt{\Delta} & -1/\Delta \end{pmatrix} = \begin{pmatrix} \tau & \sqrt{\tau} \\ \sqrt{\tau} & -\tau \end{pmatrix}$$

where Δ is the golden ratio and $\tau = 1/\Delta$. This gives the Fibonacci model. Using Figure 80 and Figure 81, we have that the local braiding matrix for the model is given by the formula below with $A = e^{3\pi i/5}$.

$$R = \begin{pmatrix} -A^4 & 0 \\ 0 & A^8 \end{pmatrix} = \begin{pmatrix} e^{4\pi i/5} & 0 \\ 0 & -e^{2\pi i/5} \end{pmatrix}.$$

The simplest example of a braid group representation arising from this theory is the representation of the three strand braid group generated by $S_1 = R$ and $S_2 = FRF$ (Remember that $F = F^T = F^{-1}$.). The matrices S_1 and S_2 are both unitary, and they generate a dense subset of the unitary group $U(2)$, supplying the first part of the transformations needed for quantum computing.

17 Quantum Computation of Colored Jones Polynomials and the Witten-Reshetikhin-Turaev Invariant

In this section we make some brief comments on the quantum computation of colored Jones polynomials. This material will be expanded in a subsequent publication.

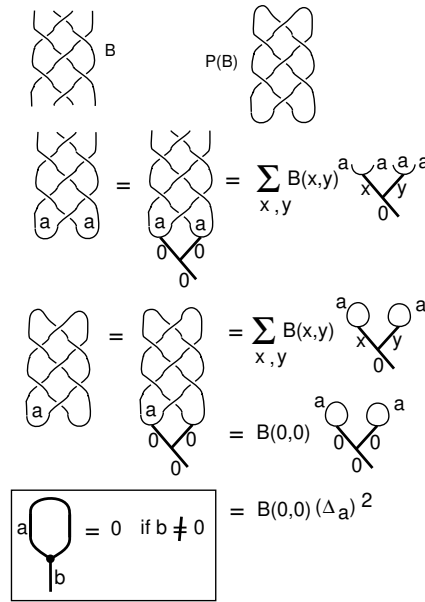


Figure 82: Evaluation of the Plat Closure of a Braid

First, consider Figure 82. In that figure we illustrate the calculation of the evaluation of the (a) - colored bracket polynomial for the plat closure $P(B)$ of a braid B . The reader can infer the definition of the plat closure from Figure 82. One takes a braid on an even number of strands and closes the top strands with each other in a row of maxima. Similarly, the bottom strands are closed with a row of minima. It is not hard to see that any knot or link can be represented as the plat closure of some braid. Note that in this figure we indicate the action of the braid group on the process spaces corresponding to the small trees attached below the braids.

The (a) - colored bracket polynomial of a link L , denoted $\langle L \rangle_a$, is the evaluation of that link where each single strand has been replaced by a parallel strands and the insertion of Jones-Wenzl projector (as discussed in Section 14). We then see that we can use our discussion of the Temperley-Lieb recoupling theory as in sections 14,15 and 16 to compute the value of the colored bracket polynomial for the plat closure PB . As shown in Figure 82, we regard the braid as acting on a process space $V_0^{a,a,\dots,a}$ and take the case of the action on the vector v whose process space coordinates are all zero. Then the action of the braid takes the form

$$Bv(0, \dots, 0) = \sum_{x_1, \dots, x_n} B(x_1, \dots, x_n)v(x_1, \dots, x_n)$$

where $B(x_1, \dots, x_n)$ denotes the matrix entries for this recoupling transformation and $v(x_1, \dots, x_n)$ runs over a basis for the space $V_0^{a,a,\dots,a}$. Here n is even and equal to the number of braid strands. In the figure we illustrate with $n = 4$. Then, as the figure shows, when we close the top of the braid action to form PB , we cut the sum down to the evaluation of just one term. In the general case we will get

$$\langle PB \rangle_a = B(0, \dots, 0)\Delta_a^{n/2}.$$

$$\begin{aligned}
 & \text{Crossing} = A^4 \text{Diagram} + A^{-4} \text{Diagram} + \delta \text{Diagram} \\
 & \text{Crossing} = A^{-4} \text{Diagram} + A^4 \text{Diagram} + \delta \text{Diagram} \\
 & \text{Crossing} - \text{Crossing} = (A^4 - A^{-4}) (\text{Diagram} - \text{Diagram}) \\
 & \boxed{ \begin{aligned} \text{Crossing} - \text{Crossing} &= (A^4 - A^{-4}) (\text{Diagram} - \text{Diagram}) \\ \text{Loop} &= A^8 \text{Strand} \end{aligned} }
 \end{aligned}$$

Figure 83: **Dubrovnik Polynomial Specialization at Two Strands**

The calculation simplifies to this degree because of the vanishing of loops in the recoupling graphs. The vanishing result is stated in Figure 82, and it is proved in the case $a = 2$ in Figure 74.

The *colored Jones polynomials* are normalized versions of the colored bracket polynomials, differing just by a normalization factor.

In order to consider quantum computation of the colored bracket or colored Jones polynomials, we therefore can consider quantum computation of the matrix entries $B(0, \dots, 0)$. These matrix entries in the case of the roots of unity $A = e^{i\pi/2r}$ and for the $a = 2$ Fibonacci model with $A = e^{3i\pi/5}$ are parts of the diagonal entries of the unitary transformation that represents the braid group on the process space $V_0^{a, a, \dots, a}$. We can obtain these matrix entries by using the Hadamard test as described in section 11. As a result we get relatively efficient quantum algorithms for the colored Jones polynomials at these roots of unity, in essentially the same framework as we described in section 11, but for braids of arbitrary size. The computational complexity of these models is essentially the same as the models for the Jones polynomial discussed in [1]. We reserve discussion of these issues to a subsequent publication.

It is worth remarking here that these algorithms give not only quantum algorithms for computing the colored bracket and Jones polynomials, but also for computing the Witten-Reshetikhin-Turaev (*WRT*) invariants at the above roots of unity. The reason for this is that the *WRT* invariant, in unnormalized form is given as a finite sum of colored bracket polynomials:

$$WRT(L) = \sum_{a=0}^{r-2} \Delta_a \langle L \rangle_a,$$

and so the same computation as shown in Figure 82 applies to the *WRT*. This means that we have, in principle, a quantum algorithm for the computation of the Witten functional integral [106] via this knot-theoretic combinatorial topology. It would be very interesting to understand a more direct approach to such a computation via quantum field theory and functional integration.

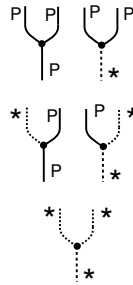


Figure 84: **The Fibonacci Particle P**

Finally, we note that in the case of the Fibonacci model, the (2) -colored bracket polynomial is a special case of the Dubrovnik version of the Kauffman polynomial [42]. See Figure 83 for diagammmatics that resolve this fact. The skein relation for the Dubrovnik polynomial is boxed in this figure. Above the box, we show how the double strands with projectors reproduce this relation. This observation means that in the Fibonacci model, the natural underlying knot polynomial is a special evaluation of the Dubrovnik polynomial, and the Fibonacci model can be used to perform quantum computation for the values of this invariant.

18 A Direct Construction of the Fibonacci Model

In section 10 of this paper, we give elementary constructions for unitary representations of the three strand braid group in $U(2)$. In section 11 we show how to use unitary representations of the three strand brand group to devise a quantum computation for the Jones polynomial. In this section we return to these considerations, and show how to construct the Fibonacci model by elementary means, without using the recoupling theory that we have explained in the previous sections of the paper. This final approach is significant in that it shows an even closer relationship of the Fibonacci model with the Temperley Lieb algebra representation associated with the Jones polynomial.

The constructions in this section are based on the combinatorics of the Fibonacci model. While we do not assume the recoupling theory of the previous sections, we essentially reconstruct its patterns for the particular purposes of the Fibonacci model. Recall that in the Fibonacci model we have a (mathematical) particle P that interacts with itself either to produce P or to produce a neutral particle $*$. If X is any particle then $*$ interacts with X to produce X . Thus $*$ acts as an identity trasformation. These rules of interaction are illustrated in Figure 68, Figure 69, Figure 70 and Figure 84.

The braiding of two particles is measured in relation to their interaction. In Figure 85 we illustrate braiding of P with itself in relation to the two possible interactions of P with itself. If

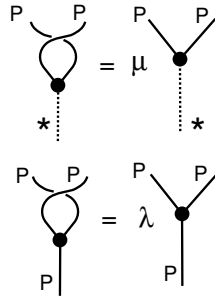


Figure 85: **Local Braiding**

P interacts to produce $*$, then the braiding gives a phase factor of μ . If P interacts to produce P , then the braiding gives a phase factor of λ . We assume at the outset that μ and λ are unit complex numbers. One should visualize these particles as moving in a plane and the diagrams of interaction are either creations of two particles from one particle, or fusions of two particles to a single particle (depending on the choice of temporal direction). Thus we have a braiding matrix for these “local” particle interactions:

$$R = \begin{pmatrix} \mu & 0 \\ 0 & \lambda \end{pmatrix}$$

written with respect to the basis $\{|*\rangle, |P\rangle\}$ for this space of particle interactions.

We want to make this braiding matrix part of a larger representation of the braid group. In particular, we want a representation of the three-strand braid group on the process space V_3 illustrated in Figure 6. This space starts with three P particles and considers processes associated in the pattern $(PP)P$ with the stipulation that the end product is P . The possible pathways are illustrated in Figure 86. They correspond to $(PP)P \rightarrow (*)P \rightarrow P$ and $(PP)P \rightarrow (P)P \rightarrow P$. This process space has dimension two and can support a second braiding generator for the second two strands on the top of the tree. In order to articulate the second braiding we change basis to the process space corresponding to $P(PP)$ as shown in Figure 87 and Figure 88. The change of basis is shown in Figure 88 and has matrix F as shown below. We want a unitary representation ρ of three-strand braids so that $\rho(\sigma_1) = R$ and $\rho(\sigma_2) = S = F^{-1}RF$. See Figure 88. We take the form of the matrix F as follows.

$$F = \begin{pmatrix} a & b \\ b & -a \end{pmatrix}$$

where $a^2 + b^2 = 1$ with a and b real. This form of the matrix for the basis change is determined by the requirement that F is symmetric with $F^2 = I$. The symmetry of the change of basis formula essentially demands that $F^2 = I$. If F is real, symmetric and $F^2 = I$, then F is unitary. Since R is unitary we see that $S = FRF$ is also unitary. Thus, if F is constructed in this way then we obtain a unitary representation of B_3 .

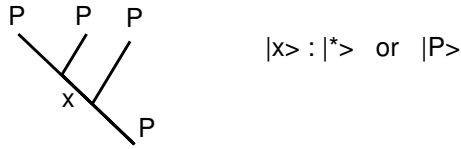


Figure 86: **Three Strands at Dimension Two**

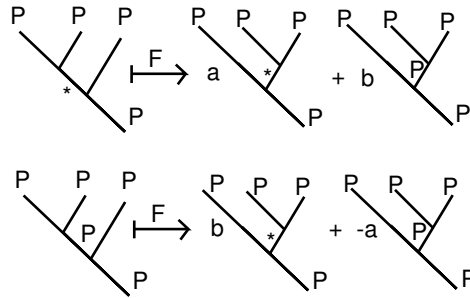


Figure 87: **Recoupling Formula**

Now we try to simultaneously construct an F and construct a representation of the Temperley-Lieb algebra. We begin by noting that

$$R = \begin{pmatrix} \mu & 0 \\ 0 & \lambda \end{pmatrix} = \begin{pmatrix} \lambda & 0 \\ 0 & \lambda \end{pmatrix} + \begin{pmatrix} \mu - \lambda & 0 \\ 0 & 0 \end{pmatrix} = \begin{pmatrix} \lambda & 0 \\ 0 & \lambda \end{pmatrix} + \lambda^{-1} \begin{pmatrix} \delta & 0 \\ 0 & 0 \end{pmatrix}$$

where $\delta = \lambda(\mu - \lambda)$. Thus $R = \lambda I + \lambda^{-1}U$ where $U = \begin{pmatrix} \delta & 0 \\ 0 & 0 \end{pmatrix}$ so that $U^2 = \delta U$. For the Temperley-Lieb representation, we want $\delta = -\lambda^2 - \lambda^{-2}$. Hence we need $-\lambda^2 - \lambda^{-2} = \lambda(\mu - \lambda)$, which implies that $\mu = -\lambda^{-3}$. With this restriction on μ , we have the Temperley-Lieb representation and the corresponding unitary braid group representation for 2-strand braids and the 2-strand Temperley-Lieb algebra.

Now we can go on to B_3 and TL_3 via $S = FRF = \lambda I + \lambda^{-1}V$ with $V = FUF$. We must examine V^2 , UVU and VUV . We find that

$$V^2 = FUFUF = FU^2F = \delta FUF = \delta V,$$

as desired and

$$V = FUF = \begin{pmatrix} a & b \\ b & -a \end{pmatrix} \begin{pmatrix} \delta & 0 \\ 0 & 0 \end{pmatrix} \begin{pmatrix} a & b \\ b & -a \end{pmatrix} = \delta \begin{pmatrix} a^2 & ab \\ ab & b^2 \end{pmatrix}.$$

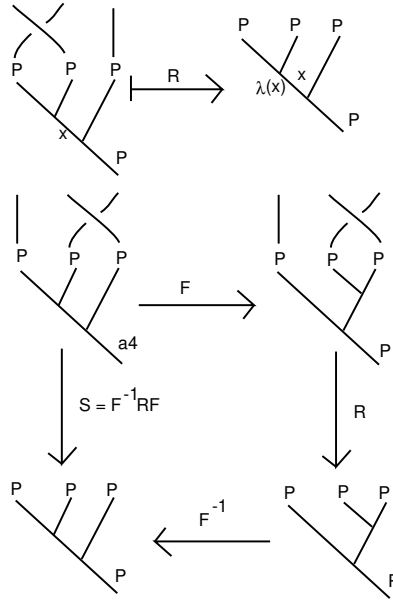


Figure 88: Change of Basis

Thus $V^2 = V$ and since $V = \delta|v\rangle\langle v|$ and $U = \delta|w\rangle\langle w|$ with $w = (1, 0)^T$ and $v = Fw = (a, b)^T$ (T denotes transpose), we see that

$$VUV = \delta^3|v\rangle\langle v|w\rangle\langle w|v\rangle\langle v| = \delta^3a^2|v\rangle\langle v| = \delta^2a^2V.$$

Similarly $UVU = \delta^2a^2U$. Thus, we need $\delta^2a^2 = 1$ and so we shall take $a = \delta^{-1}$. With this choice, we have a representation of the Temperley-Lieb algebra TL_3 so that $\sigma_1 = AI + A^{-1}U$ and $\sigma_2 = AI + A^{-1}V$ gives a unitary representation of the braid group when $A = \lambda = e^{i\theta}$ and $b = \sqrt{1 - \delta^{-2}}$ is real. This last reality condition is equivalent to the inequality

$$\cos^2(2\theta) \geq \frac{1}{4},$$

which is satisfied for infinitely many values of θ in the ranges

$$[0, \pi/6] \cup [\pi/3, 2\pi/3] \cup [5\pi/6, 7\pi/6] \cup [4\pi/3, 5\pi/3].$$

With these choices we have

$$F = \begin{pmatrix} a & b \\ b & -a \end{pmatrix} = \begin{pmatrix} 1/\delta & \sqrt{1 - \delta^{-2}} \\ \sqrt{1 - \delta^{-2}} & -1/\delta \end{pmatrix}$$

real and unitary, and for the Temperley-Lieb algebra,

$$U = \begin{pmatrix} \delta & 0 \\ 0 & 0 \end{pmatrix}, V = \delta \begin{pmatrix} a^2 & ab \\ ab & b^2 \end{pmatrix} = \begin{pmatrix} a & b \\ b & \delta b^2 \end{pmatrix}.$$

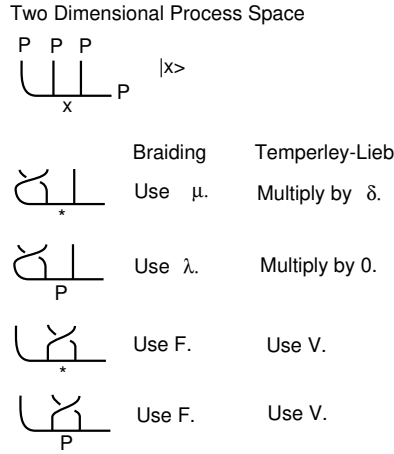


Figure 89: Algebra for a Two Dimensional Process Space

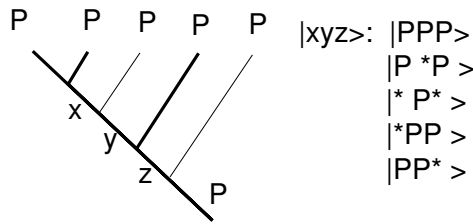


Figure 90: A Five Dimensional Process Space

Now examine Figure 89. Here we illustrate the action of the braiding and the Temperley-Lieb Algebra on the first Fibonacci process space with basis $\{|*\rangle, |P\rangle\}$. Here we have $\sigma_1 = R, \sigma_2 = FRF$ and $U_1 = U, U_2 = V$ as described above. Thus we have a representation of the braid group on three strands and a representation of the Temperley-Lieb algebra on three strands with no further restrictions on δ .

So far, we have arrived at exactly the 3-strand braid representations that we used in our papers [68, 69] giving a quantum algorithm for the Jones polynomial for three-strand braids. In this paper we are working in the context of the Fibonacci process spaces and so we wish to see how to make a representation of the Temperley-Lieb algebra to this model as a whole, not restricting ourselves to only three strands. The generic case to consider is the action of the Temperley-Lieb algebra on process spaces of higher dimension as shown in Figure 90 and Figure 91. In Figure 91 we have illustrated the triplets from the previous figure as part of a possibly larger tree and have drawn the strings horizontally rather than diagonally. In this figure we have listed the effects of braiding the vertical strands 3 and 4. We see from this figure that the action of the Temperley-Lieb algebra

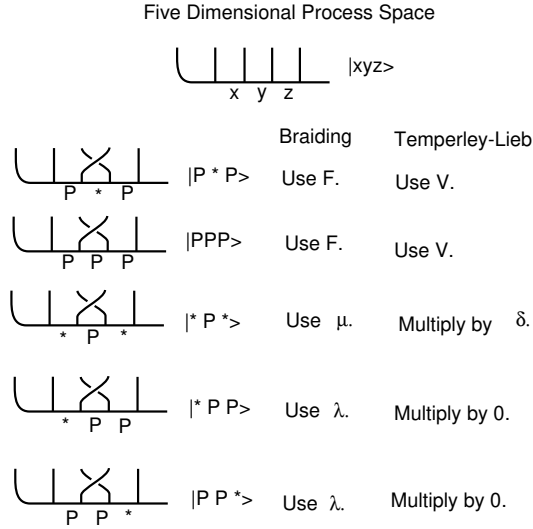


Figure 91: Algebra for a Five Dimensional Process Space

must be as follows:

$$\begin{aligned}
 U_3|P * P\rangle &= a|P * P\rangle + b|PPP\rangle, \\
 U_3|PPP\rangle &= b|P * P\rangle + \delta b^2|PPP\rangle, \\
 U_3|* P *\rangle &= \delta|* P *\rangle, \\
 U_3|* P P\rangle &= 0, \\
 U_3|P P *\rangle &= 0.
 \end{aligned}$$

Here we have denoted this action as U_3 because it connotes the action on the third and fourth vertical strands in the sequences shown in Figure 91. Note that in a larger sequence we can recognize U_j by examining the triplet surrounding the $j - 1$ -th element in the sequence, just as the pattern above is governed by the elements surrounding the second element in the sequence. For simplicity, we have only indicated three elements in the sequences above. Note that in a sequence for the Fibonacci process there are never two consecutive appearances of the neutral element $*$.

We shall refer to a sequence of $*$ and P as a *Fibonacci sequence* if it contains no consecutive appearances of $*$. Thus $|PP * P * P * P\rangle$ is a Fibonacci sequence. In working with this representation of the braid group and Temperley-Lieb algebra, it is convenient to assume that the ends of the sequence are flanked by P as in Figure 90 and Figure 91 for sequences of length 3. It is convenient to leave out the flanking P 's when notating the sequence.

Using these formulas we can determine conditions on δ such that this is a representation of the Temperley-Lieb algebra for all Fibonacci sequences. Consider the following calculation:

$$U_4 U_3 U_4 |PPPP\rangle = U_3 U_2 (b|PP * P\rangle + \delta b^2 |PPPP\rangle)$$

$$\begin{aligned}
&= U_4(bU_3|PP * P\rangle + \delta b^2 U_3|PPPP\rangle) \\
&= U_4(0 + \delta b^2(b|P * PP\rangle + \delta b^2|PPPP\rangle)) \\
&= \delta b^2(bU_4|P * PP\rangle + \delta b^2 U_4|PPPP\rangle) \\
&= \delta^2 b^4 U_4|PPPP\rangle.
\end{aligned}$$

Thus we see that in order for $U_4 U_3 U_4 = U_4$, we need that $\delta^2 b^4 = 1$.

It is easy to see that $\delta^2 b^4 = 1$ is the only remaining condition needed to make sure that the action of the Temperley-Lieb algebra extends to all Fibonacci Model sequences.

Note that $\delta^2 b^4 = \delta^2(1 - \delta^{-2})^2 = (\delta - 1/\delta)^2$. Thus we require that

$$\delta - 1/\delta = \pm 1.$$

When $\delta - 1/\delta = 1$, we have the solutions $\delta = \frac{1 \pm \sqrt{5}}{2}$. However, for the reality of F we require that $1 - \delta^{-2} \geq 0$, ruling out the choice $\delta = \frac{1 - \sqrt{5}}{2}$. When $\delta - 1/\delta = -1$, we have the solutions $\delta = \frac{-1 \pm \sqrt{5}}{2}$. This leaves only $\delta = \pm \phi$ where $\phi = \frac{1 + \sqrt{5}}{2}$ (the Golden Ratio) as possible values for δ that satisfy the reality condition for F . Thus, up to a sign we have arrived at the well-known value of $\delta = \phi$ (the Fibonacci model) as essentially the only way to have an extension of this form of the representation of the Temperley-Lieb algebra for n strands. Let's state this positively as a Theorem.

Fibonacci Theorem. Let V_{n+2} be the complex vector space with basis $\{|x_1 x_2 \cdots x_n\rangle\}$ where each x_i equals either P or $*$ and there do *not* occur two consecutive appearances of $*$ in the sequence $\{x_1, \cdots, x_n\}$. We refer to this basis for V_n as the set of *Fibonacci sequences* of length n . Then the dimension of V_n is equal to f_{n+1} where f_n is the n -th Fibonacci number: $f_0 = f_1 = 1$ and $f_{n+1} = f_n + f_{n-1}$. Let $\delta = \pm \phi$ where $\phi = \frac{1 + \sqrt{5}}{2}$. Let $a = 1/\delta$ and $b = \sqrt{1 - a^2}$. Then the Temperley-Lieb algebra on $n + 2$ strands with loop value δ acts on V_n via the formulas given below. First we give the left-end actions.

$$\begin{aligned}
U_1|*x_2x_3 \cdots x_n\rangle &= \delta|*x_2x_3 \cdots x_n\rangle, \\
U_1|Px_2x_3 \cdots x_n\rangle &= 0, \\
U_2|*Px_3 \cdots x_n\rangle &= a|*Px_3 \cdots x_n\rangle + b|PPx_3 \cdots x_n\rangle, \\
U_2|P*x_3 \cdots x_n\rangle &= 0, \\
U_2|PPx_3 \cdots x_n\rangle &= b|*Px_3 \cdots x_n\rangle + \delta b^2|PPx_3 \cdots x_n\rangle.
\end{aligned}$$

Then we give the general action for the middle strands.

$$\begin{aligned}
U_i|x_1 \cdots x_{i-3}P * Px_{i+1} \cdots x_n\rangle &= a|x_1 \cdots x_{i-3}P * Px_{i+1} \cdots x_n\rangle \\
&+ b|x_1 \cdots x_{i-3}PPPx_{i+1} \cdots x_n\rangle,
\end{aligned}$$

$$\begin{aligned}
U_i|x_1 \cdots x_{i-3} P P P x_{i+1} \cdots x_n\rangle &= b|x_1 \cdots x_{i-3} P * P x_{i+1} \cdots x_n\rangle \\
&\quad + \delta b^2|x_1 \cdots x_{i-3} P P P x_{i+1} \cdots x_n\rangle, \\
U_i|x_1 \cdots x_{i-3} * P * x_{i+1} \cdots x_n\rangle &= \delta|x_1 \cdots x_{i-3} * P * x_{i+1} \cdots x_n\rangle, \\
U_i|x_1 \cdots x_{i-3} * P P x_{i+1} \cdots x_n\rangle &= 0, \\
U_i|x_1 \cdots x_{i-3} P P * x_{i+1} \cdots x_n\rangle &= 0.
\end{aligned}$$

Finally, we give the right-end action.

$$\begin{aligned}
U_{n+1}|x_1 \cdots x_{n-2} * P\rangle &= 0, \\
U_{n+1}|x_1 \cdots x_{n-2} P*\rangle &= 0, \\
U_{n+1}|x_1 \cdots x_{n-2} P P\rangle &= b|x_1 \cdots x_{n-2} P*\rangle + \delta b^2|x_1 \cdots x_{n-2} P P\rangle.
\end{aligned}$$

Remark. Note that the left and right end Temperley-Lieb actions depend on the same basic pattern as the middle action. The Fibonacci sequences $|x_1 x_2 \cdots x_n\rangle$ should be regarded as flanked left and right by P 's just as in the special cases discussed prior to the proof of the Fibonacci Theorem.

Corollary. With the hypotheses of Theorem 2, we have a unitary representation of the Artin Braid group B_{n+2} to TL_{n+2} , $\rho : B_{n+2} \longrightarrow TL_{n+2}$ given by the formulas

$$\begin{aligned}
\rho(\sigma_i) &= AI + A^{-1}U_i, \\
\rho(\sigma_i^{-1}) &= A^{-1}I + AU_i,
\end{aligned}$$

where $A = e^{3\pi i/5}$ where the U_i connote the representation of the Temperley-Lieb algebra on the space V_{n+2} of Fibonacci sequences as described in the Theorem above.

Remark. The Theorem and Corollary give the original parameters of the Fibonacci model and shows that this model admits a unitary representation of the braid group via a Jones representation of the Temperley-Lieb algebra.

In the original Fibonacci model [67], there is a basic non-trivial recoupling matrix F .

$$F = \begin{pmatrix} 1/\delta & 1/\sqrt{\delta} \\ 1/\sqrt{\delta} & -1/\delta \end{pmatrix} = \begin{pmatrix} \tau & \sqrt{\tau} \\ \sqrt{\tau} & -\tau \end{pmatrix}$$

where $\delta = \frac{1+\sqrt{5}}{2}$ is the golden ratio and $\tau = 1/\delta$. The local braiding matrix is given by the formula below with $A = e^{3\pi i/5}$.

$$R = \begin{pmatrix} A^8 & 0 \\ 0 & -A^4 \end{pmatrix} = \begin{pmatrix} e^{4\pi i/5} & 0 \\ 0 & -e^{2\pi i/5} \end{pmatrix}.$$

This is exactly what we get from our method by using $\delta = \frac{1+\sqrt{5}}{2}$ and $A = e^{3\pi i/5}$. Just as we have explained earlier in this paper, the simplest example of a braid group representation arising

from this theory is the representation of the three strand braid group generated by $\sigma_1 = R$ and $\sigma_2 = FRF$ (Remember that $F = F^T = F^{-1}$). The matrices σ_1 and σ_2 are both unitary, and they generate a dense subset of $U(2)$, supplying the local unitary transformations needed for quantum computing. The full braid group representation on the Fibonacci sequences is computationally universal for quantum computation. In our earlier paper [67] and in the previous sections of the present work, we gave a construction for the Fibonacci model based on Temperley-Lieb recoupling theory. In this section, we have reconstructed the Fibonacci model on the more elementary grounds of the representation of the Temperley-Lieb algebra summarized in the statement of the Fibonacci Theorem and its Corollary.

References

- [1] D. Aharonov, V. F. R. Jones, Z. Landau, A polynomial quantum algorithm for approximating the Jones polynomial. *STOC'06: Proceedings of the 38th Annual ACM Symposium on Theory of Computing*, 427436, ACM, New York, 2006. quant-ph/0511096.
- [2] D. Aharonov, I. Arad, The BQP-hardness of approximating the Jones polynomial, quant-ph/0605181.
- [3] J.W.Alexander. Topological invariants of knots and links. *Trans.Amer.Math.Soc.* 20 (1923) .275-306.
- [4] P. K. Aravind, Borromean entanglement of the GHZ state. in ‘Potentiality, Entanglement and Passion-at-a-Distance’, ed. by R. S. Cohen et al, pp. 53-59, Kluwer, 1997.
- [5] M.F. Atiyah, *The Geometry and Physics of Knots*, Cambridge University Press, 1990.
- [6] Y.Akutsu and M.Wadati. Knot invariants and critical statistical systems. *J.Phys.Soc.Japan* 56 (1987)839-842.
- [7] R.J. Baxter. *Exactly Solved Models in Statistical Mechanics*. Acad. Press (1982).
- [8] C. W. J. Beenakker, Search for Majorana fermions in superconductors, arXiv: 1112.1950.
- [9] G. Benkart, Commuting actions – a tale of two groups, in “Lie algebras and their representations (Seoul 1995)”, *Contemp. Math. Series*, Vol. 194, American Mathematical Society (1996), pp. 1-46.
- [10] N. E. Bonesteel, L. Hormozi, G. Zikos and S. H. Simon, Braid topologies for quantum computation, *Phys. Rev. Lett.* 95 (2005), no. 14, 140503, 4 pp. quant-ph/0505665.
- [11] S. H. Simon, N. E. Bonesteel, M. H. Freedman, N. Petrovic and L. Hormozi, Topological quantum computing with only one mobile quasiparticle, *Phys. Rev. Lett.* 96 (2006), no. 7, 070503, 4 pp., quant-ph/0509175.

- [12] J. L. Brylinski and R. Brylinski, Universal quantum gates, in *Mathematics of Quantum Computation*, Chapman & Hall/CRC Press, Boca Raton, Florida, 2002 (edited by R. Brylinski and G. Chen).
- [13] Chen, G., L. Kauffman, and S. Lomonaco, (eds.), "**Mathematics in Quantum Computation and Quantum Technology**," Chapman & Hall/CRC , (2007).
- [14] L. Crane, 2-d physics and 3-d topology, *Comm. Math. Phys.* **135** (1991), no. 3, 615-640.
- [15] B. Coecke, The logic of entanglement, quant-phy/0402014.
- [16] S. Abramsky, B. Coecke, Categorical quantum mechanics. Handbook of quantum logic and quantum structures quantum logic, 261323, Elsevier/North-Holland, Amsterdam, 2009.
- [17] P.A.M. Dirac, *Principles of Quantum Mechanics*, Oxford University Press, 1958.
- [18] H. A. Dye, Unitary solutions to the Yang-Baxter equation in dimension four. *Quantum Inf. Process.* 2 (2002), no. 1-2, 117151 (2003). arXiv:quant-ph/0211050.
- [19] D. Finkelstein, "Quantum Relativity - A Synthesis of the Ideas of Einstein and Heisenberg", Springer-Verlag (1996).
- [20] E. Fradkin and P. Fendley, Realizing non-abelian statistics in time-reversal invariant systems, Theory Seminar, Physics Department, UIUC, 4/25/2005.
- [21] M. Freedman, A magnetic model with a possible Chern-Simons phase, With an appendix by F. Goodman and H. Wenzl. *Comm. Math. Phys.* 234 (2003), no. 1, 129183. quant-ph/0110060v1 9 Oct 2001, (2001).
- [22] M. Freedman, *Topological Views on Computational Complexity*, Documenta Mathematica - Extra Volume ICM, 1998, pp. 453–464.
- [23] M. Freedman, M. Larsen, and Z. Wang, A modular functor which is universal for quantum computation, *Comm. Math. Phys.* 227 (2002), no. 3, 605622. quant-ph/0001108v2, 1 Feb 2000.
- [24] M. H. Freedman, A. Kitaev, Z. Wang, Simulation of topological field theories by quantum computers, *Commun. Math. Phys.*, **227**, 587-603 (2002), quant-ph/0001071.
- [25] M. Freedman, Quantum computation and the localization of modular functors, *Found. Comput. Math.* 1 (2001), no. 2, 183204. quant-ph/0003128.
- [26] C. Frohman and J. Kania-Bartoszyńska, $SO(3)$ topological quantum field theory, *Comm. Anal. Geom.* **4**, (1996), no. 4, 589-679.
- [27] L. S. Georgiev, Topological quantum computation with the universal R matrix for Ising anyons, in "Lie Theory and Its Applications in Physics VII", eds H. D. Doebner and V. K. Dobrev, Heron Press, Sofia (2008), pp. 256 - 265.

- [28] D. A. Ivanov, Non-abelian statistics of half-quantum vortices in p -wave superconductors, *Phys. Rev. Lett.* **86**, 268 (2001).
- [29] V.F.R. Jones, A polynomial invariant for links via von Neumann algebras, *Bull. Amer. Math. Soc.* **129** (1985), 103–112.
- [30] V.F.R. Jones. Hecke algebra representations of braid groups and link polynomials. *Ann. of Math.* **126** (1987), pp. 335-338.
- [31] V.F.R. Jones. On knot invariants related to some statistical mechanics models. *Pacific J. Math.*, vol. 137, no. 2 (1989), pp. 311-334.
- [32] L.H. Kauffman, State models and the Jones polynomial, *Topology* **26** (1987), 395–407.
- [33] L.H. Kauffman, Statistical mechanics and the Jones polynomial, *AMS Contemp. Math. Series* **78** (1989), 263–297.
- [34] L.H. Kauffman, *Temperley-Lieb Recoupling Theory and Invariants of Three-Manifolds*, Princeton University Press, *Annals Studies* **114** (1994).
- [35] L. H. Kauffman and F. G. Varela, Form dynamics, *Journal of Social and Biological Structures* (1980), 171 - 206.
- [36] L. H. Kauffman, Sign and Space, In *Religious Experience and Scientific Paradigms. Proceedings of the 1982 IASWR Conference*, Stony Brook, New York: Institute of Advanced Study of World Religions, (1985), 118-164.
- [37] L.H. Kauffman, Time imaginary value, paradox sign and space. in *Computing Anticipatory Systems, CASYS - Fifth International Conference*, Liege, Belgium (2001) ed. by Daniel Dubois, *AIP Conference Proceedings Volume 627* (2002).
- [38] L. H. Kauffman, Self-reference and recursive forms, Vol. 10, *Journal of Social and Biological Structures* (1987), 53-72.
- [39] L. H. Kauffman, Knot Logic. In “Knots and Applications” ed. by L. Kauffman, *World Scientific Pub.* (1994), pp. 1-110.
- [40] L. H. Kauffman (editor), “Knots and Applications”, (1996) *World Scientific Pub. Co.*
- [41] L.H. Kauffman, New invariants in the theory of knots, *Amer. Math. Monthly*, Vol.95, No.3, March 1988. pp 195-242.
- [42] L. H. Kauffman, An invariant of regular isotopy, *Trans. Amer. Math. Soc.* **318** (1990), no. 2, 417–471.
- [43] L.H. Kauffman and P. Vogel, Link polynomials and a graphical calculus, *Journal of Knot Theory and Its Ramifications*, Vol. 1, No. 1, March 1992, pp. 59- 104.

- [44] L.H. Kauffman (ed.), *The Interface of Knots and Physics*, AMS PSAPM, Vol. 51, Providence, RI, 1996.
- [45] L.H. Kauffman, *Knots and Physics*, World Scientific Publishers (1991), Second Edition (1993), Third Edition (2002), Fourth Edition (2012).
- [46] L.H.Kauffman and D.E.Radford. Invariants of 3-manifolds derived from finite dimensional Hopf algebras. *Journal of Knot Theory and its Ramifications*, Vol.4, No.1 (1995), pp. 131-162.
- [47] L. H. Kauffman, Functional Integration and the theory of knots, *J. Math. Physics*, Vol. 36 (5), May 1995, pp. 2402 - 2429.
- [48] L. H. Kauffman and P. Noyes, Discrete physics and the Dirac equation, *Physics Lett. A*, No. 218 (1996), pp. 139-146.
- [49] L. H. Kauffman and P. Noyes, Discrete Physics and the Derivation of Electromagnetism from the Formalism of Quantum Mechanics, *Proceedings of the Royal Soc. London A*, Vol. 452 (1996), pp. 81-95.
- [50] L. H. Kauffman, Witten's Integral and the Kontsevich Integrals, in *Particles, Fields, and Gravitation*, Proceedings of the Lodz, Poland (April 1998) Conference on Mathematical Physics edited by Jakub Remblienski, *AIP Conference Proceedings* 453 (1998), pp. 368-381.
- [51] L. H. Kauffman Knot Theory and the heuristics of functional integration, *Physica A* 281 (2000), 173-200.
- [52] L. H. Kauffman, Eigenform, *Kybernetes - The Intl J. of Systems and Cybernetics* 34, No. 1/2 (2005), Emerald Group Publishing Ltd, p. 129-150.
- [53] Louis H. Kauffman, Reflexivity and Eigenform – The Shape of Process. - *Kybernetes*, Vol 4. No. 3, July 2009.
- [54] L. H. Kauffman, Reflexivity and Foundations of Physics, In *Search for Fundamental Theory - The VIIth Intenational Symposium Honoring French Mathematical Physicist Jean-Pierre Viger, Imperial College, London, UK, 12-14 July 2010* , edited by R. Amaroso, P. Rowlands and S. Jeffers, AIP - American Institute of Physics Pub., Melville, N.Y., pp.48-89.
- [55] L.H. Kauffman and S. J. Lomonaco Jr., Quantum entanglement and topological entanglement, *New Journal of Physics* 4 (2002), 73.1–73.18 (<http://www.njp.org/>).
- [56] L. H. Kauffman, Teleportation Topology, quant-ph/0407224, (in the Proceedings of the 2004 Byelorus Conference on Quantum Optics), *Opt. Spectrosc.* 9, 2005, 227-232.
- [57] L. H. Kauffman, math.GN/0410329, Knot diagrammatics. "Handbook of Knot Theory", edited by Menasco and Thistlethwaite, 233–318, Elsevier B. V., Amsterdam, 2005.

- [58] L. H. Kauffman and T. Liko, hep-th/0505069, Knot theory and a physical state of quantum gravity, *Classical and Quantum Gravity*, Vol 23, ppR63 (2006).
- [59] L.H. Kauffman and S. J. Lomonaco Jr., Entanglement Criteria - Quantum and Topological, in *Quantum Information and Computation - Spie Proceedings, 21-22 April, 2003, Orlando, FL*, Donkor, Pinch and Brandt (eds.), Volume 5105, pp. 51–58.
- [60] L. H. Kauffman and S. J. Lomonaco Jr., Quantum knots, in *Quantum Information and Computation II, Proceedings of Spie, 12 -14 April 2004* (2004), ed. by Donkor Pirich and Brandt, pp. 268-284.
- [61] S. J. Lomonaco and L. H. Kauffman, Quantum Knots and Mosaics, *Journal of Quantum Information Processing*, Vol. 7, Nos. 2-3, (2008), pp. 85 - 115. <http://arxiv.org/abs/0805.0339>
- [62] S. J. Lomonaco and L. H. Kauffman, Quantum knots and lattices, or a blueprint for quantum systems that do rope tricks. Quantum information science and its contributions to mathematics, 209276, *Proc. Sympos. Appl. Math.*, 68, Amer. Math. Soc., Providence, RI, 2010.
- [63] S. J. Lomonaco and L. H. Kauffman, Quantizing braids and other mathematical structures: the general quantization procedure. In Brandt, Donkor, Pirich, editors, *Quantum Information and Computation IX - Spie Proceedings, April 2011*, Vol. 8057, of Proceedings of Spie, pp. 805702-1 to 805702-14, SPIE 2011.
- [64] L. H. Kauffman and S. J. Lomonaco, Quantizing knots groups and graphs. In Brandt, Donkor, Pirich, editors, *Quantum Information and Computation IX - Spie Proceedings, April 2011*, Vol. 8057, of Proceedings of Spie, pp. 80570T-1 to 80570T-15, SPIE 2011.
- [65] L. H. Kauffman and S. J. Lomonaco, Braiding Operators are Universal Quantum Gates, *New Journal of Physics* 6 (2004) 134, pp. 1-39.
- [66] Kauffman, Louis H.; Lomonaco, Samuel J., Jr. q -deformed spin networks, knot polynomials and anyonic topological quantum computation. *J. Knot Theory Ramifications* 16 (2007), no. 3, 267–332.
- [67] L. H. Kauffman and S. J. Lomonaco Jr., Spin Networks and Quantum Computation, in “Lie Theory and Its Applications in Physics VII” eds. H. D. Doebner and V. K. Dobrev, Heron Press, Sofia (2008), pp. 225 - 239.
- [68] L. H. Kauffman, Quantum computing and the Jones polynomial, math.QA/0105255, in *Quantum Computation and Information*, S. Lomonaco, Jr. (ed.), AMS CONM/305, 2002, pp. 101–137.
- [69] L. H. Kauffman and S. J. Lomonaco Jr., Quantum entanglement and topological entanglement. *New J. Phys.* 4 (2002), 73.173.18.
- [70] L. H. Kauffman and S. J. Lomonaco Jr., The Fibonacci Model and the Temperley-Lieb Algebra. *International J. Modern Phys. B*, Vol. 22, No. 29 (2008), 5065-5080.

- [71] L. H. Kauffman, Space and time in computation, topology and discrete physics, In "Proceedings of the Workshop on Physics and Computation - PhysComp '94, Nov. 1994, Dallas, Texas. IEEE Computer Society Press, pp. 44-53.
- [72] L. H. Kauffman, Non-commutative Worlds, *New Journal of Physics* 6 (2004) 173.1 - 173.47. (Short version in "Spin, Proceedings of ANPA 25", Keith Bowden - editor, Pub. May 2004).
- [73] L. H. Kauffman, Glafka-2004: non-commutative worlds. *Internat. J. Theoret. Phys.* 45 (2006), no. 8, 1443–1470.
- [74] L. H. Kauffman, Eigenforms, discrete processes and quantum processes. in "Journal of Physics: Conference Series The open access journal for conferences EmerQuM11: Emergent Quantum Mechanics 2011" (Heinz von Foerster Congress), Vienna Austria 11-13 November 2011, edited by Gerhard Grossing, Vol. 361 (2012), IOP Publishing, 012034.
- [75] L. H. Kauffman and S. J. Lomonao, "Topological Quantum Information Theory" (book in preparation).
- [76] V. Mourik, K. Zuo, S. M. Frolov, S. R. Plissard, E.P.A.M. Bakkers, L.P. Kouwenhoven, Signatures of Majorana fermions in hybrid superconductor-semiconductor devices, arXiv: 1204.2792.
- [77] A. Kitaev, Fault-tolerant quantum computation by anyons, *Annals Phys.* 303 (2003) 2-30. quant-ph/9707021.
- [78] A. Kitaev, Anyons in an exactly solved model and beyond, *Ann. Physics* 321 (2006), no. 1, 2111. *arXiv:cond-mat/0506438 v1 17 June 2005*.
- [79] T. Kohno, *Conformal Field Theory and Topology*, AMS Translations of Mathematical Monographs, Vol 210 (1998).
- [80] M. Leijnse and K. Flensberg, Introduction to topological superconductivity and Majorana fermions, *Semicond. Sci. Technol.* 27, 124003 (2012). arXiv:1206.1736.
- [81] L. Kauffman and S. J. Lomonaco, Topological quantum information theory, in Proceedings of the AMS Short Course in Quantum Computation and Quantum Information held in Washington, D.C. January 3-4, 2009, Proceedings of Symposia in Applied Mathematics, Vol. 68 (2010) edited by S. J. Lomonaco Jr. , American Mathematical Society, pp. 103-176.
- [82] A. Marzuoli and M. Rasetti, Spin network quantum simulator, *Physics Letters A* **306** (2002) 79–87.
- [83] S. Garnerone, A. Marzuoli, M. Rasetti, Quantum automata, braid group and link polynomials, quant-ph/0601169
- [84] E. Majorana, A symmetric theory of electrons and positrons, *I Nuovo Cimento*, **14** (1937), pp. 171-184.

- [85] S. A. Major, A spin network primer, arXiv:gr-qc/9905020.
- [86] G. Moore and N. Read, Noabelions in the fractional quantum Hall effect, *Nuclear Physics B* **360** (1991), 362 - 396.
- [87] G. Moore and N. Seiberg, Classical and quantum conformal field theory, *Comm. Math. Phys.* **123** (1989), no. 2, 177-254.
- [88] M. A. Nielsen and I. L. Chuang, “Quantum Computation and Quantum Information,” Cambridge University Press, Cambridge (2000).
- [89] R. Penrose, Angular momentum: An approach to Combinatorial Spacetime, In *Quantum Theory and Beyond*, edited by T. Bastin, Cambridge University Press (1969).
- [90] J. Preskill, Topological computing for beginners, (slide presentation), Lecture Notes for Chapter 9 - Physics 219 - Quantum Computation. <http://www.iqi.caltech.edu/~preskill/ph219>
- [91] N.Y. Reshetikhin and V. Turaev. Ribbon graphs and their invariants derived from quantum groups. *Comm. Math. Phys.* **127** (1990). pp. 1-26.
- [92] N.Y. Reshetikhin and V. Turaev. Invariants of Three Manifolds via link polynomials and quantum groups. *Invent. Math.* **103**, 547-597 (1991).
- [93] M. Roetteles, (private conversation, fall 2003).
- [94] P. Rowlands, “Zero to Infinity - The Foundations of Physics”, Series on Knots and Everything, Vol. 41, World Scientific Publishing Company (2007).
- [95] C. Rovelli and L. Smolin, Spin networks and quantum gravity, *Phys Rev. D* **52** (1995), 5743-5759.
- [96] B. Schumacher, Ph.D. Thesis.
- [97] B. Schmeikal, “Primordial Space - Point-free Space and Logic Case”, Nova Publishers (2012).
- [98] V. V. Shende, S. S. Bullock and I. L. Markov, Recognizing small circuit structure in two-qubit operators, (arXiv:quant-ph/030845 v2 8 Aug 2003)
- [99] C. Ernst, D.W. Sumners, A calculus for rational tangles: Applications to DNA Recombination, *Math. Proc. Camb. Phil. Soc.*, **108** (1990), 489-515.
- [100] G. Spencer–Brown, “Laws of Form,” George Allen and Unwin Ltd. London (1969).
- [101] P. W. Shor and S. P. Jordan, Estimating Jones polynomials is a complete problem for one clean qubit. *Quantum Inf. Comput.* **8** (2008), no. 8-9, 681–714.

- [102] V.G.Turaev. The Yang-Baxter equations and invariants of links. LOMI preprint E-3-87, Steklov Institute, Leningrad, USSR. *Inventiones Math.* 92 Fasc.3,527-553.
- [103] V.G. Turaev and O. Viro. State sum invariants of 3-manifolds and quantum 6j symbols. *Topology*, Vol. 31, No. 4, pp. 865-902 (1992).
- [104] Lee Smolin, Link polynomials and critical points of the Chern-Simons path integrals, *Mod. Phys. Lett. A*, Vol. 4, No. 12, 1989, pp. 1091-1112.
- [105] F. Wilczek, *Fractional Statistics and Anyon Superconductivity*, World Scientific Publishing Company (1990).
- [106] E. Witten, Quantum field Theory and the Jones Polynomial, *Commun. Math. Phys.*, vol. 121, 1989, pp. 351-399.
- [107] L. Wittgenstein, "Tractatus Logico - Philosophicus", New York: Harcourt, Brace and Company, Inc., London: Kegan Paul, Trench, Trubner and Co. Ltd. (1922).
- [108] P. Wocjan, J. Yard The Jones polynomial: quantum algorithms and applications in quantum complexity theory, quant-ph/0603069.
- [109] C. N. Yang, *Phys. Rev. Lett.* **19** (1967) 1312.
- [110] Y. Zhang, L.H. Kauffman and M. L. Ge, Yang-Baxterizations, universal quantum gates and Hamiltonians. *Quantum Inf. Process.* **4** (2005), no. 3, 159–197.