

Decentralized Caching Attains Order-Optimal Memory-Rate Tradeoff

Mohammad Ali Maddah-Ali and Urs Niesen

Abstract

Replicating or caching popular content in memories distributed across the network is a technique to reduce peak network loads. Conventionally, the main performance gain of this caching was thought to result from making part of the requested data available closer to end users. Instead, we recently showed that a much more significant gain can be achieved by using caches to create multicasting opportunities, even for users with different demands, through coding across data streams. These simultaneous coded-multicasting opportunities are enabled by careful content overlap at the various caches in the network, created by a central coordinating server.

In many scenarios, such a central coordinating server may not be available, raising the question if this multicasting gain can still be achieved in a more decentralized setting. In this paper, we propose an efficient caching scheme, in which the content placement is performed in a decentralized manner. In other words, no coordination is required for the content placement. Despite this lack of coordination, the proposed scheme is nevertheless able to create simultaneous coded-multicasting opportunities, and hence achieves a rate close to the centralized scheme.

I. INTRODUCTION

Traffic in content delivery networks exhibits strong temporal variability, resulting in congestion during peak hours and underutilization during off-peak hours. It is therefore desirable to try to “shift” some of the traffic from peak to off-peak hours. One approach to achieve this is to exploit idle network resources to duplicate some of the content in memories distributed across the network. This duplication of content is called content placement or caching. The duplicated content can then be used during peak hours to reduce network congestion.

From the above description, it is apparent that the network operates in two different phases: a content placement phase and a content delivery phase. In the placement phase, the network is not congested, and the system is constrained mainly by the size of the cache memories. In the delivery phase, the network is congested, and the system is constrained mainly by the rate required to serve the content requested by the users. The goal is thus to design the placement phase such that the rate in the delivery phase is minimized.

There are two fundamentally different approaches, based on two distinct understandings of the role of caching, for how the placement and the delivery phases are performed.

- *Providing Content Locally:* In the first, conventional, caching approach, replication is used to make part of the requested content available close to the end users. If a user finds part of a requested file in a close-by cache memory, that part can be served locally. The central content server only sends the remaining file parts using simple orthogonal unicast transmissions. If more than one user requests the same file, then the server has the option to multicast a single stream to those users. Extensive research has been done on this conventional caching approach, mainly on how to exploit differing file popularities to maximize the caching gain [1]–[7]. The gain of this approach is proportional to the fraction of the popular content that can be stored locally. As a result, this conventional caching approach is effective whenever the local cache memory is large enough to store a significant fraction of the total popular content.
- *Creating Simultaneous Coded-Multicasting Opportunities:* In this approach, which we recently proposed in [8], content is placed in order to allow the central server to satisfy the requests of several

users with *different* demands with a *single* multicast stream. The multicast streams are generated by coding across the different files requested by the users. Each user exploits the content stored in the local cache memory to enable decoding of its requested file from these data streams. Since the content placement is performed before the actual user demands are known, it has to be designed carefully such that these coded-multicasting opportunities are available simultaneously for all possible requests. In [8], we show that this simultaneous coded-multicasting gain can significantly reduce network congestion. Moreover, for many situations, this approach results in a much larger caching gain than the one obtained from the conventional caching approach discussed above. Unlike the conventional approach, the simultaneous coded-multicast approach is effective whenever the aggregate *global* cache size (i.e., the cumulative cache available at all users) is large enough compared to the total amount of popular content, even though there is no cooperation among the caches.

As mentioned above, the scheme proposed in [8], relies on a carefully designed placement phase in order to create coded-multicasting opportunities among users with different demands. A central server arranges the caches such that every subset of the cache memories shares a specific part of the content. It is this carefully arranged correlation among the cache memories that guarantees the coded-multicasting opportunities simultaneously for all possible user demands.

While the assumption of a centrally coordinated placement phase was helpful to establish the new caching approach in [8], it raises questions about its applicability. For example, the identity or even just the number of active users in the delivery phase may not be known several hours in advance during the placement phase. As another example, in some cases the placement phase could be performed in one network, say a WiFi network, to reduce congestion in the delivery phase in another network, say a cellular network. In either case, coordination in the placement phase may not be possible.

This raises the important question whether lack of coordination in the placement phase eliminates the significant rate reduction promised by the simultaneous coded-multicast approach proposed in [8]. Put differently, the question is if simultaneous coded-multicasting opportunities can still be created without a centrally coordinated placement phase.

In this paper, we answer this question in the positive by developing a caching algorithm that creates simultaneous coded-multicasting opportunities without coordination in the placement phase. More precisely, the proposed algorithm is able to operate in the placement phase with an unknown number of users situated in isolated networks and acting independently from each other. Thus, the placement phase of the proposed algorithm is *decentralized*. In the delivery phase, some of these users are connected to a server through a shared bottleneck link. In this phase, the server is first informed about the set of active users, their cache contents, and their requests. The proposed algorithm efficiently exploits the multicasting opportunities arranged in the placement phase in order to minimize the rate over the shared bottleneck link. We show that our proposed decentralized algorithm can significantly improve upon the conventional scheme. Moreover, we show that the performance of the proposed decentralized caching scheme is close to the one of the centralized scheme of [8].

These two claims are illustrated in Fig. 1 for a system with 20 users and 100 pieces of content. For example, when each user is able to cache 25 of the files, the peak rate of the conventional scheme is equivalent to transmitting 15 files. However, in the proposed scheme, the peak rate is equivalent to transmitting only about 3 files. Observe also that the rate penalty for decentralization of the placement phase of the caching system is modest.

The remainder of this paper is organized as follows. Section II formally introduces the problem setting. Section III presents the proposed algorithm. Section IV explains through various examples how to adjust the proposed algorithm to handle various constraints arising in practice.

II. PROBLEM SETTING

To gain insight into how to optimally operate content-distribution systems, we introduce here a basic model for such systems capturing the fundamental challenges, tensions, and tradeoffs in the caching

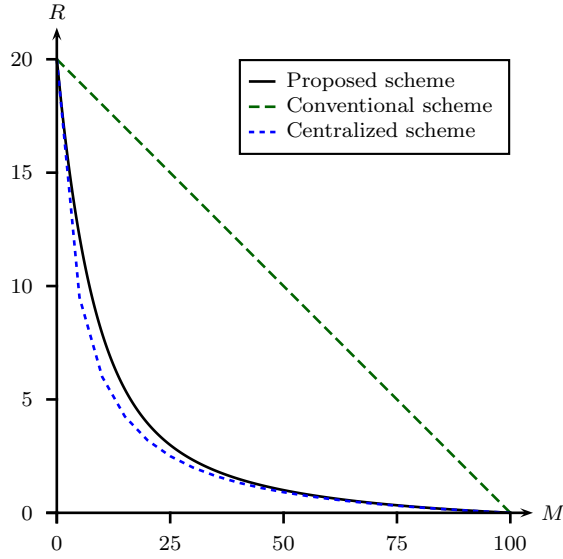


Fig. 1. Performance of different caching schemes for a system with 20 users connected to a server storing 100 files through a shared bottleneck link. The horizontal axis is the size of the cache memory (normalized by the file size) at each user; the vertical axis shows the peak rate (again normalized by the file size) over the shared link in the delivery phase. The solid black curve depicts the rate achieved by the decentralized caching scheme proposed in this paper; the dashed green curve depicts the rate achieved by the conventional caching scheme advocated in the prior literature; the dashed blue curve depicts the rate achieved by the centralized caching algorithm from the recent paper [8].

problem. For the sake of clarity, we initially study the problem under some simplifying assumptions, which will be relaxed later, as is discussed in detail in Section IV.

We consider a content-distribution system consisting of a server connected through a error-free¹ shared (bottleneck) link to K users. The server stores N files each of size F bits. The users each have access to a cache able to store MF bits for $M \in [0, N]$. This situation is illustrated in Fig. 2.

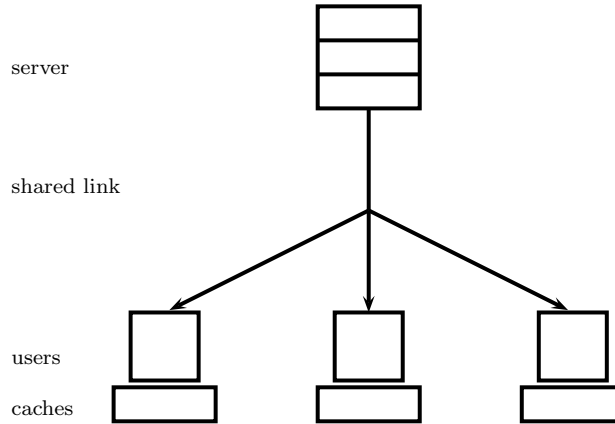


Fig. 2. Caching system considered in this paper. A server containing N files of size F bits each is connected through a shared link to K users each with a cache of size MF bits. In the figure, $N = K = 3$ and $M = 1$.

The system operates in two phases: a *placement* phase and a *delivery* phase. The placement phase occurs when the network load is low. During this time, the shared link can be utilized to fill the caches of the users. The main constraint in this phase is the size of the cache memory at each user. The delivery phase occurs after the placement phase when the network load is high. At this time, each user requests

¹Any errors in this link have presumably been already taken care of using error correction coding.

one file from the server, which proceeds to transmit its response over the shared link. Given the output of the shared link (observed by all users) and its cache content, each user should be able to recover the requested file. The main constraint in this phase is the congestion of the shared link. The objective is to minimize the worst-case (over all possible requests) rate of transmission over the shared link that is needed in the delivery phase.

We now formalize this problem description. In the placement phase, each user is able to fill its cache as an arbitrary function (linear, nonlinear, ...) of the N files subject only to its memory constraint of MF bits. We emphasize that the requests of the users are not known during the placement phase, and hence the caching function is not allowed to depend on them.

In the delivery phase, each of the K users requests one of the N files and communicates this request to the server. Let $d_k \in \{1, \dots, N\}$ be the request of user $k \in \{1, \dots, K\}$. The server replies to these requests by sending a message over the shared link, which is observed by all the K users. Let $R^{(d_1, \dots, d_K)} F$ be the number of bits in the message sent by the server. We impose that each user is able to recover its requested file from the content of its cache and the message received over the shared link with probability arbitrary close to one for large enough file size F . Denote by

$$R \triangleq \max_{d_1, \dots, d_K} R^{(d_1, \dots, d_K)}$$

the worst-case normalized rate for a caching scheme.

Our objective is to minimize R in order to minimize the worst-case network congestion RF during the delivery phase. Clearly, R is a function of the cache size MF . In order to emphasize this dependence, we will usually write the rate as $R(M)$. The function $R(M)$ expresses the *memory-rate tradeoff* of the content-distribution system.

The following example, illustrates the definitions and notations, and introduces the conventional caching scheme advocated in most of the prior literature. This conventional caching scheme will be used as a benchmark throughout the paper.

Example 1 (Conventional Scheme). Consider the caching scenario with $N = 2$ files and $K = 2$ users each with a cache of size $M = 1$ (see Fig. 3). In the conventional scheme, each of the two files A and B are split into two parts of equal size, namely $A = (A_1, A_2)$ and $B = (B_1, B_2)$. In the placement phase, both users cache (A_1, B_1) , i.e., the first part of each file. Since each of these parts has size $F/2$, this satisfies the memory constraint of $MF = F$ bits.

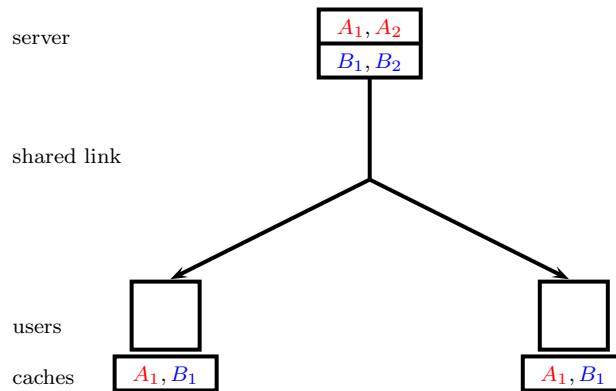


Fig. 3. Conventional caching strategy advocated in the prior literature for $N = 2$ files and $K = 2$ users each with a cache of size $M = 1$.

Consider now the delivery phase of the system. Assume that each user requests the same file A , i.e., $d_1 = d_2 = 1$. The server responds by sending the file part A_2 . Clearly, from their cache content and the message received over the shared link, each user can recover the requested file $A = (A_1, A_2)$. The (normalized) rate in the delivery phase is

$$R^{(1,1)} = 1/2.$$

Assume instead that user one requests file A and user two requests file B , i.e., $d_1 = 1$ and $d_2 = 2$. The server needs to transmit (A_2, B_2) to satisfy these requests, resulting in a rate in the delivery phase of

$$R^{(1,2)} = 1.$$

It is easy to see that this is the worst-case request, and hence

$$R = 1$$

for this scheme.

We refer to the strategy described above as the *conventional caching scheme*, since it is the strategy used by traditional caching systems. For general N , K , and M , this scheme caches the first M/N fraction of each of the N files. Therefore, in the delivery phase, the server has to send the remaining $1 - M/N$ fraction of the requested files. The resulting rate in the delivery phase, denoted by $R_C(M)$ for future reference, is

$$R_C(M) \triangleq K \cdot (1 - M/N) \cdot \min\{1, N/K\}.$$

For $N = K = 2$ and $M = 1$, this yields

$$R_C(1) = 1,$$

as before.

As we will see, this conventional caching scheme can be significantly improved upon. In particular, see Example 2 in Section III-A. \diamond

One important feature of the conventional scheme introduced in Example 1 is that it has a *decentralized* placement phase. By that, we mean that the cache of each users is filled independently of other users. In particular, the placement operation of a given user neither depends on the identity nor the number of other users in the system. As a result, the users could, in fact, contact different servers at different times for the placement phase. Having a decentralized placement phase is thus an important robustness property for a caching system. This is discussed in detail in Section IV-B.

As was mentioned earlier, the system description introduced in this section makes certain simplifying assumptions. In particular, we assume a system having a single shared broadcast link, with a cache at each user of known content in the delivery phase, and we focus on worst-case, synchronized user requests in the delivery phase for a single file of equal size. All these assumptions can be relaxed, as is discussed in Section IV-A.

III. MAIN RESULTS

We start in Section III-A by presenting a new caching algorithm with a decentralized placement phase. Section III-B compares the proposed algorithm to the conventional caching scheme introduced in Example 1 in Section II, which is advocated in most of the literature and which is the best previously known algorithm with a decentralized placement phase. Finally, Section III-C compares the proposed algorithm to the best known centralized caching scheme.

A. A Decentralized Caching Algorithm

We now present an algorithm (referred to as Algorithm 1 in the following) for the caching problem. In the statement of the algorithm, we use the notation $V_{k,\mathcal{S}}$ to denote the bits of the file d_k requested by user k cached exclusively at users in \mathcal{S} . In other words, a bit of file d_k is in $V_{k,\mathcal{S}}$ if it is present in the cache of every user in \mathcal{S} and if it is absent from the cache of every user outside \mathcal{S} . We also use the notation $[K] \triangleq \{1, 2, \dots, K\}$ and $[N] \triangleq \{1, 2, \dots, N\}$.

Algorithm 1 consists of a placement procedure and two delivery procedures. In the placement phase, we always use the same placement procedure. In the delivery phase, the server chooses the delivery procedure minimizing the resulting rate over the shared link.

Algorithm 1

```

1: procedure PLACEMENT
2:   for  $k \in [K], n \in [N]$  do
3:     User  $k$  caches a random subset of  $\frac{MF}{N}$  bits of file  $n$ 
4:   end for
5: end procedure
6: procedure DELIVERY( $d_1, \dots, d_K$ )
7:   for  $s = K, K-1, \dots, 1$  do
8:     for  $\mathcal{S} \subset [K] : |\mathcal{S}| = s$  do
9:       Server sends  $\bigoplus_{k \in \mathcal{S}} V_{k, \mathcal{S} \setminus \{k\}}$ 
10:    end for
11:  end for
12: end procedure
13: procedure DELIVERY'( $d_1, \dots, d_K$ )
14:   for  $n \in [N]$  do
15:     Server sends enough random linear combinations of bits in file  $n$  for all users requesting it to
    decode
16:   end for
17: end procedure

```

Remark 1: For the first delivery procedure, the \oplus operation in Line 9 of Algorithm 1 represents the bit-wise XOR operation. All elements $V_{k, \mathcal{S} \setminus \{k\}}$ are assumed to be zero padded to the length of the longest element. For the second delivery procedure, an elementary analysis shows that the number of linear combinations that need to be sent in Line 15 is on the order of $F(1 - M/N) \min\{N, K\}$ for large file size F .

We illustrate the algorithm with an example.

Example 2 (*Illustration of Algorithm 1*). Consider the caching problem with $N = 2$ files A and B , and $K = 2$ users each with a cache of size M . In the placement phase of Algorithm 1, each user caches a subset of $MF/2$ bits of each file independently at random. As a result, each bit of a file is cached by a specific user with probability $M/2$. Let us focus on file A . The prefetching algorithm splits file A into 4 subfiles,

$$A = (A_\emptyset, A_1, A_2, A_{1,2}),$$

where, for $\mathcal{S} \subset \{1, 2\}$, $A_{\mathcal{S}}$ denotes the bits of file A that are stored in the cache memories of users in \mathcal{S} .² For example, $A_{1,2}$ are the bits of A available in the cache memory of users one and two, whereas A_1 are the bits of A available exclusively in the cache memory of user one.

By the law of large numbers,

$$|A_{\mathcal{S}}| \approx (M/2)^{|\mathcal{S}|} (1 - M/2)^{2-|\mathcal{S}|} F$$

with probability approaching one for large enough file size F . Therefore, we have with high probability,

- $|A_\emptyset|/F$ is approximately $(1 - M/2)^2$,
- $|A_1|/F$ and $|A_2|/F$ are approximately $(M/2)(1 - M/2)$,
- $|A_{1,2}|/F$ is approximately $(M/2)^2$,

The same analysis holds for file B .

We now consider the delivery phase in Algorithm 1. As we will see later (see Remark 2 below), for the scenario at hand the first delivery procedure will be used. Assume that users one and two request files A and B , respectively.

²To avoid heavy notation, we write $A_{1,2}$ as shorthand for $A_{\{1,2\}}$. Similarly, we write $V_{1,2}$ for $V_{1,\{2\}}$.

The iteration in Line 7 of Algorithm 1 starts with $s = 2$. By Line 8, this implies that we consider the set $\mathcal{S} = \{1, 2\}$. Observe that

- The cache of user two contains A_2 , which is needed by user one. Hence, $V_{1,2} = A_2$.
- The cache of users one contains B_1 , which is needed by user two. Hence, $V_{2,1} = B_1$.

As a result, in Line 9 of Algorithm 1, the server transmits $A_2 \oplus B_1$ over the shared link. User one can solve for A_2 from the received message $A_2 \oplus B_1$ and the cached subfile B_1 . User two can solve for B_1 from the message $A_2 \oplus B_1$ and the cached subfile A_2 . Therefore, $A_2 \oplus B_1$ is simultaneously useful for $s = 2$ users. Thus, even though the two users request different files, the server can successfully multicast useful information to both of them. We note that the normalized (by F) size of $A_2 \oplus B_1$ is $(M/2)(1 - M/2)$.

The second iteration in Line 7 is for $s = 1$. In this iteration, the server simply sends $V_{1,\emptyset} = A_\emptyset$ and $V_{2,\emptyset} = B_\emptyset$ in Line 8. Each of these transmissions has normalized size $(1 - M/2)^2$.

From A_2 computed in iteration one, A_\emptyset received in iteration two, and its cache content $(A_1, A_{1,2})$, user one can recover the requested file $A = (A_\emptyset, A_1, A_2, A_{1,2})$. Similarly, user two can recover the requested file B .

Summing up the contributions for $s = 2$ and $s = 1$, the aggregate size (normalized by F) of the messages sent by the server is

$$(M/2)(1 - M/2) + 2(1 - M/2)^2,$$

which can be rewritten as

$$2 \cdot (1 - M/2) \cdot \frac{1}{M}(1 - (1 - M/2)^2).$$

In particular, for $M = 1$, the rate of Algorithm 1 is $3/4$. This compares to a rate of $R_C(1) = 1$ achieved by the conventional scheme described in Example 1 in Section II. While the improvement in this scenario is relatively small, as we will see shortly, for larger values of N and K , this improvement over the conventional scheme can be large. \diamond

We point out that the placement part of Algorithm 1 is *decentralized*, in the sense that the caches of each user are filled independently of other users. This decentralization of the placement phase enables the content-distribution system to be much more flexible than a centralized placement phase. In particular, it implies that knowledge of the identity or the number of users sharing the same bottleneck link during the delivery phase need not be known during the earlier placement phase. This and other system aspects of Algorithm 1 are elaborated on in Section IV-B.

The performance of Algorithm 1 is analyzed in the next theorem, whose proof can be found in Appendix A.

Theorem 1. *Consider the caching problem with N files each of size F bits and with K users each having access to a cache of size MF bits with $M \in (0, N]$. Algorithm 1 is correct and, for F large enough, achieves rate arbitrarily close to*

$$R_1(M) \triangleq K \cdot (1 - M/N) \cdot \min\left\{\frac{N}{KM}(1 - (1 - M/N)^K), \frac{N}{K}\right\}.$$

Remark 2: We note that if $N \geq K$ or $M \geq 1$, then the minimum in $R_1(M)$ is achieved by the first term so that

$$R_1(M) = K \cdot (1 - M/N) \cdot \frac{N}{KM}(1 - (1 - M/N)^K).$$

This is the rate of the first delivery procedure in Algorithm 1. Since $N \geq K$ or $M \geq 1$ is the regime of most interest, the majority of the discussion in the following focuses on this case.

Remark 3: Theorem 1 is only stated for $M > 0$. For $M = 0$ Algorithm 1 is easily seen to achieve a rate of

$$R_1(0) \triangleq \min\{N, K\}.$$

We see that $R_1(0)$ is the continuous extension of $R_1(M)$ for $M > 0$. To simplify the exposition, we will not treat the case $M = 0$ separately in the following.

We point out that the rate $R_1(M)$ of Algorithm 1 consists of three distinct factors. The first factor is K ; this is the rate without caching. The second factor is $(1 - M/N)$; this is a *local* caching gain that results from having part of the requested file already available in the local cache. The third factor is a *global* gain that arises from using the caches to create simultaneous coded-multicasting opportunities. See Example 2 for an illustration of the operational meaning of these three factors.

B. Discussion

It is instructive to examine the performance of Algorithm 1 for large and small values of cache size M . For simplicity, we focus here on the most relevant case $N \geq K$, i.e., the number of files is at least as large as the number of users, so that the rate $R_1(M)$ of Algorithm 1 is given by Remark 2.

As a baseline, we compare the result with the conventional scheme, introduced in Example 1 in Section II. This conventional caching scheme is the best previously known algorithm with a decentralized placement phase. For $N \geq K$, the conventional scheme achieves the rate

$$R_C(M) = K \cdot (1 - M/N), \quad (1)$$

which is linear with slope of $-K/N$ throughout the entire range of M .

1) *Small M* : For small cache size $M \in [0, N/K]$, the rate achieved by Algorithm 1 behaves approximately³ as

$$R_1(M) \approx K \cdot \left(1 - \frac{KM}{2N}\right). \quad (2)$$

In this regime, $R_1(M)$ scales approximately linearly with the memory size: increasing M by one decreases the per-user rate by approximately $K/(2N)$. This is illustrated in Fig. 4.

Comparing (1) and (2), we have the following observations:

- *Order- K Improvement in Slope*: The slope of $R_1(M)$ around $M = 0$ is approximately $K/2$ times steeper than the slope of $R_C(M)$. Thus, the reduction in rate as a function of M is approximately $K/2$ times faster for Algorithm 1 than for the conventional scheme. In other words, for small M the scheme proposed here makes approximately $K/2$ times better use of the cache resources: an improvement on the order of the number of users in the system. This behavior is clearly visible in Fig. 1 in Section I.
- *Virtual Shared Cache*: Consider a hypothetical setting in which the K cache memories are collocated and shared among all K users. In this hypothetical system, arising from allowing complete cooperation among the K users, it is easy to see that the optimal rate is $K \cdot (1 - KM/N)$. Comparing this to (2), we see that, up to a factor 2, the proposed Algorithm 1 achieves the same order behavior. Therefore, the proposed algorithm is essentially able to create a single virtually shared cache, even though the caches are isolated without any cooperation between them.

2) *Large M* : On the other hand, for $M \in [N/K, N]$ we can approximate⁴

$$R_1(M) \approx K \cdot (1 - M/N) \cdot \frac{N}{KM}. \quad (3)$$

In this regime, the rate achieved by Algorithm 1 scales approximately inversely with the memory size: doubling M approximately halves the rate. This is again illustrated in Fig. 4.

Comparing (1) and (3), we have the following observation:

³More precisely, $R_1(M) = K - \frac{K(K+1)}{2N}M + O(M^2)$, and by analyzing the constant in the $O(M^2)$ expression it can be shown that this is a good approximation in the regime $M \in [0, N/K]$.

⁴Indeed, since $(1 - M/N)^K \leq (1 - 1/K)^K \leq 1/e$, we have $R_1(M) = \Theta(N/M - 1)$ in the regime $M \in [N/K, N]$, and the pre-constant in the order notation converges to 1 as $M \rightarrow N$.

- *Order- K Improvement in Rate:* In this regime, the rate of the proposed scheme can be up to a factor K smaller than the conventional scheme: again an improvement on the order of the number of users in the system. This behavior is clearly visible in Fig. 1 in Section I.

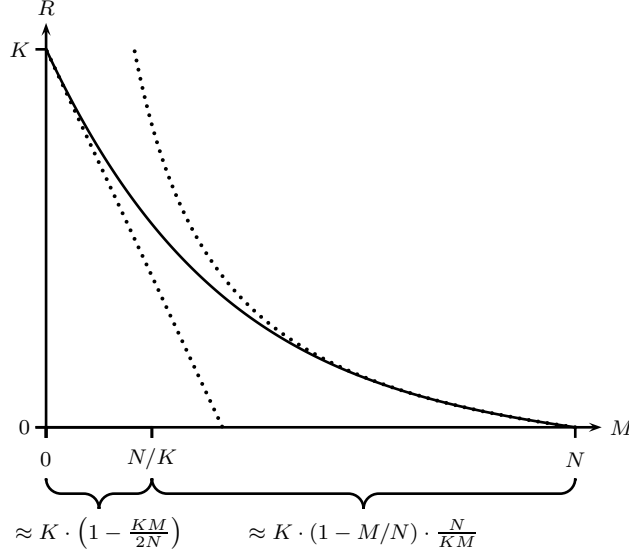


Fig. 4. Memory-rate tradeoff $R_1(M)$ achieved by Algorithm 1 for $N = 100$ files and $K = 5$ users (see Theorem 1). The function $R_1(M)$ behaves approximately linearly for $M \in [0, N/K]$ and behaves approximately as $K \cdot (1 - M/N) \cdot \frac{N}{KM}$ for $M \in [N/K, N]$ (both approximations are indicated by dotted curves).

C. Comparison with Centralized Scheme

We have compared the performance of the decentralized Algorithm 1 to the conventional caching scheme, which is the best previously known *decentralized* algorithm for this setting. We now compare the decentralized Algorithm 1 to the rate achievable by *centralized* caching schemes. We start by comparing the rate of Algorithm 1 to an information-theoretic lower bound on the rate of *any* centralized caching scheme. We then compare the rate of Algorithm 1 to the rate of the best known centralized caching scheme recently introduced in [8].

Theorem 2. Let $R_1(M)$ be the rate of the decentralized caching scheme given in Algorithm 1, and let $R^*(M)$ be the rate of the optimal centralized caching scheme. For any number of files N and number of users K and for any $M \in [0, N]$, we have

$$\frac{R_1(M)}{R^*(M)} \leq 12.$$

The proof of Theorem 2, presented in Appendix B, uses an information-theoretic argument to lower bound the rate of the optimal scheme $R^*(M)$. As a result, Theorem 2 implies that *no* scheme (centralized, decentralized, with linear caching, nonlinear caching, ...) regardless of its computational complexity can improve by more than a constant factor upon the efficient decentralized caching scheme given by Algorithm 1 presented in this paper.

We now compare the rate $R_1(M)$ of the decentralized Algorithm 1 to the rate $R_2(M)$ of the best known centralized caching scheme. By [8, Theorem 2], $R_2(M)$ is given by

$$R_2(M) = K \cdot (1 - M/N) \cdot \min \left\{ \frac{1}{1 + KM/N}, \frac{N}{K} \right\}$$

for $M \in \frac{N}{K} \{0, 1, \dots, K\}$, and the lower convex envelope of these points for all remaining values of $M \in [0, N]$. Fig. 1 in Section I compares the performance $R_2(M)$ of this centralized scheme to the

performance $R_1(M)$ of the decentralized caching Algorithm 1 proposed here. As can be seen from the figure, the centralized and decentralized caching algorithms are very close in performance. Thus, there is only a small price to be paid for decentralization. Indeed, we have the following corollary to Theorem 2.

Corollary 3. *Let $R_1(M)$ be the rate of the decentralized caching scheme given in Algorithm 1, and let $R_2(M)$ be the rate of the centralized caching scheme from [8]. For any number of files N and number of users K and for any $M \in [0, N]$, we have*

$$\frac{R_1(M)}{R_2(M)} \leq 12.$$

Corollary 3 shows that the rate achieved by the decentralized caching scheme given by Algorithm 1 is at most a factor 12 worse than the one of the best known centralized algorithm from [8]. This bound can be tightened numerically to

$$\frac{R_1(M)}{R_2(M)} \leq 1.6$$

for all values of K , N , and M . Hence, the rate of the decentralized caching scheme proposed here is indeed quite close to the rate of the best known centralized caching scheme.

IV. IMPLEMENTATION ASPECTS AND EXAMPLE SCENARIOS

This section discusses how some of the implementation issues arising in practical systems can be dealt with. Section IV-A addresses limitations of the system model, Section IV-B discusses several example systems.

A. Relaxing the Model Assumptions

The caching problem as analyzed so far makes several simplifying assumptions to ensure its analytical tractability. We now highlight some of these assumptions and discuss how they can be dealt with.

- *Single Shared Link:* We consider a situation consisting only of a single shared link. This link models the bottleneck in the system. In a wireline system, this link might be the one closest to the server, which would see the largest demand. Alternatively, this situation could arise in a wireless setting, where the shared link models the broadcast nature of the physical medium. In this case, the server is to be thought of as being placed at (or close to) the cellular base station or wireless access point.
- *Broadcast:* The communication between the server and the users is modeled as taking place over a broadcast channel. In the wireless setting, this channel occurs naturally due to the broadcast nature of the physical channel. In a wireline setting the broadcast channel is to be interpreted as a logical abstraction and would be implemented through multicasting over the larger network (say the Internet). The corresponding multicast tree could be either established directly in the IP layer or alternatively in the application layer by setting up dedicated servers along the path from the central server to the users.
- *Worst-Case Demands:* The problem formulation focuses on worst-case requests. In some situation, this is the correct figure of merit. For example, in a wireless scenario, whenever the delivery rate required for a request exceeds the available link bandwidth, the system will be in outage, degrading user experience. In other situations, for example a wireline scenario, excess rates might only incur a small additional cost and hence might be acceptable. In this situation, the N files are to be understood as the most popular ones. Whenever a user requests a file outside the first N (which should happen with small enough probability), this request could be served through a separate unicast transmission.
- *Rate over Private Links:* The figure of merit $R(M)$ in our problem formulation is solely concerned with the rate over the shared link. The rates over the private links (i.e., the final piece of the link going to the user) are ignored. This is the appropriate approach in a wireless scenario, since the private links are then absent. However, in a wireline scenario, the rates over the private links could

easily become the bottleneck themselves. As it turns out, for the caching algorithm proposed in this paper, this is not the case. This is discussed in more detail in Example 3 in Section IV-B.

- *Synchronized Users:* The delivery phase is modeled as being synchronous, as all requests are assumed to arrive at the server at the same time. In a real system, requests will instead arrive asynchronously. Synchronization could be achieved by having the server wait until the requests from all users are registered before transmitting over the shared link. However, this leads to intolerable delays, particularly for streaming content such as on-demand movies. This problem can be mitigated by dividing the content (say the movie) into smaller segments (say 10s of video). This approach is elaborated on in Example 6 in Section IV-B.
- *Known Number of Users:* The problem setting assumes that the number of users K is constant. In particular, K is assumed to be the same in the placement phase as in the delivery phase. Since it is hard to know how many users will be active several hours in the future, this is clearly not a very realistic assumption. However, as we will see later, one of the salient features of the decentralized caching algorithm presented in this paper is that advance knowledge of the number of users in the delivery phase is not required. See Example 4 in Section IV-B for more details.
- *One Request per User:* Each user is assumed to request exactly one file during the delivery phase. In a real system, users might request more than one or, indeed, none of the files in the database. This situation can be dealt with by handling each request as a separate user. This will result in a system with a highly variable number of “virtual” users. However, as we have discussed in the last item, this variability in the number of users can be dealt with.
- *Equal File Size:* All files in the problem setting have the same size of F bits. In practice, files would have different file sizes. This situation can be handled by splitting each file into smaller segments of constant size. This, in turn, leads to the situation in which some users request more than just one segment, which was addressed in the previous item.
- *Known Cache Content:* During the delivery phase, the server is assumed to know the cache content of all K users. This assumption is critical, as otherwise the server is unable to send “complementary” information to the users. There are two ways to guarantee this property. First, the users can explicitly inform the server of the content of their caches. If the content is distributed in large enough blocks, then the overhead resulting from this is negligible. Second, the server and users can agree beforehand on a particular caching strategy, parametrized perhaps by some unique ID of the user (say the IP address). Once the server knows this ID, it can compute the users cache content without further communication.
- *Cache at Users:* In the scenario considered here, each user has access to its own private cache. Such a situation can arise in a real system (a set-top box might have an integrated hard drive that could be used for caching, for example). However, caches can also be located close to, but not directly at, the user. The results and techniques developed here apply to those scenarios as well, as is discussed in Example 5 in Section IV-B.

B. Example Scenarios

We now discuss application of the proposed caching scheme given in Algorithm 1 to several example scenarios.

Example 3 (Rate over Private Links). As we have seen, the proposed caching scheme can significantly reduce the traffic rate over the shared (bottleneck) link. This may raise the question if this rate reduction is achieved at the expense of a rate increase over the dedicated links branching off the shared link to the end users. The answer to this question is negative. In fact, the normalized rate over each branch link is exactly the same as resulting from the conventional caching scheme introduced in Example 1 in Section II.

Recall that, in the conventional scheme, each user caches MF/N bits of each file and receives the remaining $(1 - M/N)F$ bits of the requested file from the server. Thus, the normalized rate over each branch link resulting from the conventional scheme is $1 - M/N$.

Perhaps surprisingly, in the proposed scheme, the rate at each branch is also $1 - M/N$. To see this, let us focus on the scenario with $N = 2$ files and $K = 2$ users as described in Example 2 in Section III. Observe that a user does not need all messages sent by the server over the shared link in order to recover its requested file. For example, in order to recover file A , user one only needs $A_2 \oplus B_1$ and A_\emptyset . Thus, instead of broadcasting to all users, the server can set up several multicast trees, one for each linear combination to be sent. The members of each such multicast tree only include those users that actually require the linear combination in question.

The resulting normalized rate over the branch link to user one is then

$$(M/2)(1 - M/2) + (1 - M/2)^2 = 1 - M/N.$$

This is the same as in the conventional caching scheme. Using the same argument, it can easily be shown that the normalized rate over each branch link resulting from the proposed scheme is the same as the one resulting from the conventional caching scheme for arbitrary numbers of users and files. Thus, the reduction in rate over the shared link in the proposed scheme does not result in an increase in rate over the private branch links. \diamond

Example 4 (Unknown Number of Users). Our analysis so far has assumed that the number K of users sharing the bottleneck link in the delivery phase is already known in the placement phase. In most situations arising in practice, this would likely not be the case. For example, in wireline networks, some of the users may not request any file in the delivery phase. In wireless networks, users may move from one network or cell to another. In either case, the result is that the precise number and identity of users in the delivery phase is unknown in the placement phase. Moreover, users might not even be connected to the same server in the two phases.

One of the salient features of the decentralized algorithm proposed in this paper is that it can easily deal with these situations. Indeed, it is easy to see that the placement procedure of Algorithm 1 is completely independent of the identity or even the number of users sharing the bottleneck link in the delivery phase. Indeed, each user randomly selects a M/N fraction of each file, completely independently of other users. Furthermore, the prefetching operation can be performed by separate servers without any need for coordination between them. Therefore, regardless of the number of users in the delivery phase, and regardless of the network they are in during the placement phase, the rate in the delivery phase is within a constant factor of the optimal rate with known number and identity of users.

We point out that this robustness of the proposed caching algorithm is due to its decentralized nature. The centralized caching algorithm proposed in [8] does not have this property, and hence requires the number and identity of the users in the delivery phase to be known in the placement phase. \diamond

Example 5 (Shared Caches). The problem setting considered throughout this paper assumes that each user has access to a private cache. In this example, we evaluate the gain of shared caches. This situation arises when the cache memory is located close to but not directly at the users.

We consider a system with K users partitioned into subsets, where users within the same subset share a common cache. For simplicity, we assume that these subsets have equal size of L users, where L is a positive integer dividing K . We also assume that the number of files N is greater than the number of caches K/L . To keep the total amount of cache memory in the system constant, we assume that each of the shared caches has size LMF bits.

We can operate this system as follows. Define K/L super users, one for each subset of L users. Run the placement procedure of Algorithm 1 for these K/L users with cache size LMF . In the delivery phase, treat the (up to) L files requested by the users in the same subset as a single super file of size LF .

Applying Theorem 1 to this setting yields an achievable rate of⁵

$$R_{1,L}(M) = K \cdot (1 - LM/N) \cdot \frac{N}{KM} (1 - (1 - LM/N)^{K/L}).$$

Let us again consider the regimes of small and large values of M of $R_{1,L}(M)$. For $M \in [0, N/K]$, we have

$$R_{1,L}(M) \approx K \cdot \left(1 - \frac{K}{2N}M\right).$$

Comparing this to the small- M approximation (2) of $R_1(M)$ (for a system with private caches), we see that

$$R_{1,L}(M) \approx R_1(M),$$

i.e., there is essentially no effect on the achievable rate from sharing a cache. This should not come as a surprise, since we have already seen in Section III-B that for small M , $R_1(M)$ behaves almost like a system in which all K caches are combined, and hence there is essentially no sizable gain to be achieved for having collaboration among caches.

Consider then the regime $M > N/K$. Here, we have

$$R_{1,L}(M) \approx K \cdot (1 - LM/N) \cdot \frac{N}{KM}$$

and from (3)

$$R_1(M) \approx K \cdot (1 - M/N) \cdot \frac{N}{KM}.$$

The difference between the two approximations is only in the second factor. We recall that this second factor represents the caching gain due to making part of the files available locally. Quite naturally, this part of the caching gain improves through cache sharing, as a larger fraction of each file can be stored locally. \diamond

Example 6 (Asynchronous User Requests). Up to this point, we have assumed that in the delivery phase all users reveal their requests simultaneously, i.e., that the users are perfectly synchronized. In practice, however, users would reveal their requests at different times. In this example, we show that the proposed algorithm can be modified to handle such asynchronous user requests.

We explain the main idea with an example. Consider a system with $N = 3$ files A, B, C , and $K = 3$ users. We split each file into J consecutive segments, e.g., $A = (A^{(1)}, \dots, A^{(J)})$ and similarly for B and C . Here J is a positive integer selected depending on the maximum tolerated delay, as will be explained later. To be specific, we choose $J = 4$ in this example.

In the placement phase, we simply treat each segment as a file. We apply the placement procedure of Algorithm 1. For the delivery phase, consider an initial request d_1 from user one, say for file A . The server responds by starting delivery of the first segment $A^{(1)}$ of file A . Meanwhile, assume that user two requests file d_2 , say B , as shown in Fig. 5. The server puts the request of user two on hold, and completes the delivery of $A^{(1)}$ for user one. It then starts to deliver the second segment $A^{(2)}$ of A and the first segment $B^{(1)}$ of B using the delivery procedure of Algorithm 1 for two users. Delivery of the next segments $A^{(3)}$ and $B^{(2)}$ is handled similarly. Assume that at this point user three requests file d_3 , say C , as shown in Fig. 5. The server reacts to this request after finishing the current delivery phase by delivering $A^{(4)}$, $B^{(3)}$, and $C^{(1)}$ to users one, two, and three respectively, using the delivery procedure of Algorithm 1 for three users. The process continues in the same manner as depicted in Fig. 5.

We note that users two and three experience delay of Δ_2 and Δ_3 , respectively, as shown in the figure. The maximum delay depends on the size of the segments. Therefore, segment size, or equivalently the value of J , can be adjusted to ensure that this delay is tolerable.

⁵This can be derived from $R_1(M)$ in Theorem 1 by replacing M by LM (since each cache has now size LMF instead of MF), replacing K by K/L (since there are K/L super users), and multiplying the result by an extra factor of L (since each super file is L times the size of a normal file).

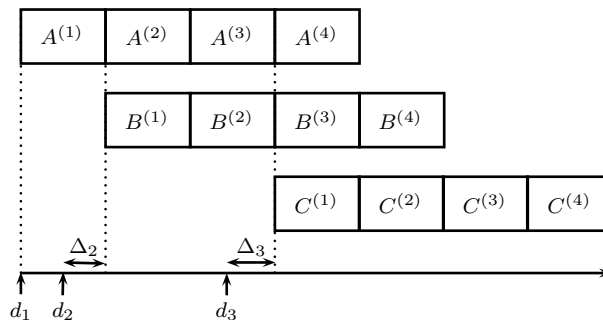


Fig. 5. The proposed scheme over segmented files can be used to handle asynchronous user requests. In this example, each file is split into four segments. Users two and three are served with a delay of Δ_2 and Δ_3 , respectively.

We point out that the number of effective users in the system varies throughout the delivery phase. Due to its decentralized nature, the proposed caching algorithm is close to optimal for any value of users as discussed in Example 4. This is instrumental for the segmentation approach just discussed to be efficient. \diamond

Example 7 (Caching Random Linear Combinations is Inefficient). Prefetching random linear combinations of file segments is a popular scheme for prefetching, and is advocated in some papers [9]. In this example, we argue that in some scenarios this form of prefetching can be quite inefficient.

To be precise, let us focus on a specific scenario with K users and $N = K$ files, where each user has sufficient cache memory to store half of the files, i.e. $M = N/2 = K/2$. According to Theorem 1, Algorithm 1 achieves a rate of less than one, i.e., $R_1(M) \leq 1$.

On the other hand, the rate achieved by caching of random linear combinations can be shown to be at most $K/4$, which is significantly larger than $R_1(M)$ for large number of users K . Indeed, assume that user one requests file A . Recall that each user has cached $F/2$ random linear combinations of file A . With high probability, these random linear combinations span a $F/2$ -dimensional space at each user and the subspaces of different users do not overlap. For example, consider users two and three. As a consequence of this lack of overlap, these two users do not have access to a shared part of the file A . This implies that, in the delivery phase, the server cannot form a linear combination that is simultaneously useful for three users. In other words, the server can form messages that are at most useful simultaneously for up to two users. A short calculation reveals that then the server has to send at least $FK/4$ bits over the shared link.

Intuitively, this inefficiency of caching random linear combinations can be interpreted as follows. The placement phase follows two contradicting objectives: The first objective is to spread the available content as much as possible over the different caches. The second objective, is to ensure maximum overlap among different caches. The system performance is optimized if the right balance between these two objectives is struck. Caching random linear combinations maximizes the spreading of content over the available caches, but provides minimal overlap among them. At the other extreme, the conventional scheme maximizes the overlap, but provides only minimal spreading of the content. \diamond

APPENDIX A PROOF OF THEOREM 1

Note that since there are a total of N files, the operations in Line 3 of Algorithm 1 satisfies the memory constraint of MF bits at each user. Hence the placement phase of Algorithm 1 is correct.

For the delivery phase, assume the server uses the first delivery procedure, and consider a bit in the file requested by user k . If this bit is already cached at user k , it does not need to be sent by the server. Assume then that it is cached at some (possibly empty) set \mathcal{T} of users with $k \notin \mathcal{T}$. Consider the set $\mathcal{S} = \mathcal{T} \cup \{k\}$ in Line 8. By definition, the bit under consideration is contained in $V_{k,\mathcal{S} \setminus \{k\}}$, and as a

consequence, it is included in the sum sent by the server in Line 9. Since $k \in \mathcal{S} \setminus \{\tilde{k}\}$ for every other $\tilde{k} \in \mathcal{S}$, user k has access to all bits in $V_{k, \mathcal{S} \setminus \{\tilde{k}\}}$ from its own cache. Hence, user k is able to recover the requested bit from this sum. This shows that the first delivery procedure is correct.

The second delivery procedure is correct as well since the server sends in Line 15 enough linear combinations of every file for all users to successfully decode. This shows that the delivery phase of Algorithm 1 is correct.

It remains to compute the rate. We start with the analysis of the second delivery procedure. If $N \leq K$, then in the worst case there is at least one user requesting every file. Consider then all users requesting file n . Recall that each user requesting this file already has FM/N of its bits cached locally by the operation of the placement phase. An elementary analysis reveals that with high probability for F large enough at most

$$F(1 - M/N) + o(F)$$

random linear combinations need to be sent in Line 9 for all those users to be able to decode. We will assume that the file size F is large and ignore the $o(F)$ term in the following. Since this needs to be done for all N files, the normalized rate in the delivery phase is

$$(1 - M/N)N.$$

If $N > K$, then there are at most K different files that are requested. The same analysis yields a normalized rate of

$$(1 - M/N)K.$$

Thus, the second procedure has a normalized rate of

$$\begin{aligned} R(M) &= (1 - M/N) \min\{K, N\} \\ &= K(1 - M/N) \min\{1, N/K\} \end{aligned} \quad (4)$$

for $M \in (0, N]$.

We continue with the analysis of the first delivery procedure. Consider a particular bit in one of the files, say file n . Since the choice of subsets is uniform, by symmetry this bit has probability

$$q \triangleq M/N \in (0, 1]$$

of being in the cache of any fixed user. Consider now a fixed subset of t out of the K users. The probability that this bit is cached at exactly those t users is

$$q^t(1 - q)^{K-t}.$$

Hence the expected number of bits of file n that are cached at exactly those t users is

$$Fq^t(1 - q)^{K-t}.$$

In particular, the expected size of $V_{k, \mathcal{S} \setminus \{k\}}$ with $|\mathcal{S}| = s$ is

$$Fq^{s-1}(1 - q)^{K-s+1}.$$

Moreover, for F large enough the actual realization of the random number of bits in $V_{k, \mathcal{S} \setminus \{k\}}$ is in the interval

$$Fq^{s-1}(1 - q)^{K-s+1} \pm o(F).$$

For ease of exposition, we will again ignore the $o(F)$ term in the following.

Consider a fixed value of s in Line 7 and a fixed subset \mathcal{S} of cardinality s in Line 8. In Line 9, the server sends

$$\max_{k \in \mathcal{S}} |V_{k, \mathcal{S} \setminus \{k\}}| = Fq^{s-1}(1 - q)^{K-s+1}$$

bits. Since there are $\binom{K}{s}$ subsets \mathcal{S} of cardinality s , the loop starting in Line 8 generates

$$\binom{K}{s} F q^{s-1} (1-q)^{K-s+1}$$

bits. Summing over all values of s yields a total of

$$\begin{aligned} R(M)F &= F \sum_{s=1}^K \binom{K}{s} q^{s-1} (1-q)^{K-s+1} \\ &= F \frac{1-q}{q} \left(\sum_{s=0}^K \binom{K}{s} q^s (1-q)^{K-s} - (1-q)^K \right) \\ &= F \frac{1-q}{q} (1 - (1-q)^K) \end{aligned}$$

bits being sent over the shared link. Substituting the definition of $q = M/N$ yields a rate of the first delivery procedure of

$$\begin{aligned} R(M) &= (N/M - 1)(1 - (1 - M/N)^K) \\ &= K \cdot (1 - M/N) \cdot \frac{N}{KM} (1 - (1 - M/N)^K) \end{aligned} \tag{5}$$

for $M \in (0, N]$.

Since the server uses the better of the two delivery procedures, (4) and (5) show that Algorithm 1 achieves a rate of

$$R(M) = K \cdot (1 - M/N) \cdot \min \left\{ \frac{N}{KM} (1 - (1 - M/N)^K), 1, \frac{N}{K} \right\}.$$

Using that

$$(1 - M/N)^K \geq 1 - KM/N,$$

this can be simplified to

$$R(M) = K \cdot (1 - M/N) \cdot \min \left\{ \frac{N}{KM} (1 - (1 - M/N)^K), \frac{N}{K} \right\},$$

concluding the proof.

APPENDIX B PROOF OF THEOREM 2

Recall from Theorem 1 that

$$R_1(M) = K(1 - M/N) \min \left\{ \frac{N}{KM} (1 - (1 - M/N)^K), \frac{N}{K} \right\}.$$

Using that

$$(1 - M/N)^K \geq 1 - KM/N$$

and

$$(1 - M/N)^K \geq 0,$$

this can be upper bounded as

$$R_1(M) \leq \min \{ N/M - 1, K(1 - M/N), N(1 - M/N) \} \tag{6}$$

for all $M \in (0, N]$. Moreover, we have from [8, Theorem 2]

$$R^*(M) \geq \max_{s \in \{1, \dots, \min\{N, K\}\}} \left(s - \frac{s}{\lfloor N/s \rfloor} M \right). \quad (7)$$

We will treat the cases $0 \leq \min\{N, K\} \leq 12$ and $\min\{N, K\} \geq 13$ separately. Assume first that $0 \leq \min\{N, K\} \leq 12$. By (6),

$$R_1(M) \leq \min\{N, K\}(1 - M/N) \leq 12(1 - M/N),$$

and by (7) with $s = 1$,

$$R^*(M) \geq 1 - M/N.$$

Hence

$$\frac{R_1(M)}{R^*(M)} \leq 12 \quad (8)$$

for $0 \leq \min\{N, K\} \leq 12$.

Assume in the following that $\min\{N, K\} \geq 13$. We consider the cases

$$M \in \begin{cases} [0, \max\{1, N/K\}], \\ (\max\{1, N/K\}, N/12], \\ (N/12, N], \end{cases}$$

separately. Assume first that $0 \leq M \leq \max\{1, N/K\}$. By (6),

$$R_1(M) \leq \min\{N, K\}(1 - M/N) \leq \min\{N, K\}.$$

On the other hand, by (7) with $s = \lfloor \min\{N, K\}/4 \rfloor$,

$$\begin{aligned} R^*(M) &\geq s - \frac{s^2}{1 - s/N} \frac{M}{N} \\ &\geq \min\{N, K\}/4 - 1 - \frac{(\min\{N, K\})^2/16}{1 - \min\{N, K\}/(4N)} \frac{M}{N} \\ &= \min\{N, K\} \left(1/4 - 1/\min\{N, K\} - \frac{\min\{N, K\}/16}{1 - \min\{N, K\}/(4N)} \frac{M}{N} \right) \\ &\stackrel{(a)}{\geq} \min\{N, K\} \left(1/4 - 1/13 - \frac{1}{16} \frac{\min\{1, K/N\} \max\{1, N/K\}}{1 - \min\{N, K\}/(4N)} \right) \\ &\geq \min\{N, K\} \left(1/4 - 1/13 - \frac{1/16}{1 - 1/4} \right) \\ &\geq \min\{N, K\}/12, \end{aligned}$$

where in (a) we have used that $\min\{N, K\} \geq 13$ and $M \leq \max\{1, N/K\}$. Hence

$$\frac{R_1(M)}{R^*(M)} \leq 12 \quad (9)$$

for $\min N, K \geq 13$ and $0 \leq M \leq \max\{1, N/K\}$.

Assume then that $\max\{1, N/K\} < M \leq N/12$. By (6),

$$R_1(M) \leq N/M - 1 \leq N/M.$$

On the other hand, by (7) with $s = \lfloor N/(4M) \rfloor$,

$$\begin{aligned}
 R^*(M) &\geq s - \frac{s^2}{1 - s/N} \frac{M}{N} \\
 &\geq N/(4M) - 1 - \frac{N^2/(16M^2)}{1 - 1/(4M)} \frac{M}{N} \\
 &= \frac{N}{M} \left(1/4 - M/N - \frac{1/16}{1 - 1/(4M)} \right) \\
 &\stackrel{(a)}{\geq} \frac{N}{M} \left(1/4 - 1/12 - \frac{1/16}{1 - 1/4} \right) \\
 &= N/(12M),
 \end{aligned}$$

where in (a) we have used that $M/N \leq 1/12$ and that $M > \max\{1, N/K\} \geq 1$. Hence

$$\frac{R_1(M)}{R^*(M)} \leq 12 \quad (10)$$

for $\min\{N, K\} \geq 13$ and $\max\{1, N/K\} < M \leq N/12$.

Finally, assume that $N/12 < M \leq N$. By (6),

$$R_1(M) \leq N/M - 1.$$

On the other hand, by (7) with $s = 1$,

$$R^*(M) \geq 1 - M/N.$$

Hence,

$$\begin{aligned}
 \frac{R_1(M)}{R^*(M)} &\leq \frac{N/M - 1}{1 - M/N} \\
 &= N/M \\
 &\leq 12
 \end{aligned} \quad (11)$$

for $\min\{N, K\} \geq 13$ and $N/12 < M \leq N$.

Combining (8), (9), (10), and (11) yields that

$$\frac{R_1(M)}{R^*(M)} \leq 12$$

for all N, K , and $0 \leq M \leq N$.

REFERENCES

- [1] L. W. Dowdy and D. V. Foster, "Comparative models of the file assignment problem," *ACM Comput. Surv.*, vol. 14, pp. 287–313, June 1982.
- [2] K. C. Almeroth and M. H. Ammar, "The use of multicast delivery to provide a scalable and interactive video-on-demand service," *IEEE J. Sel. Areas Commun.*, vol. 14, pp. 1110–1122, Aug. 1996.
- [3] A. Dan, D. Sitaram, and P. Shahabuddin, "Dynamic batching policies for an on-demand video server," *Multimedia Syst.*, vol. 4, pp. 112–121, June 1996.
- [4] M. R. Korupolu, C. G. Plaxton, and R. Rajaraman, "Placement algorithms for hierarchical cooperative caching," in *Proc. ACM-SIAM SODA*, pp. 586–595, Jan. 1999.
- [5] A. Meyerson, K. Munagala, and S. Plotkin, "Web caching using access statistics," in *Proc. ACM-SIAM SODA*, pp. 354–363, 2001.
- [6] I. Baev, R. Rajaraman, and C. Swamy, "Approximation algorithms for data placement problems," *SIAM J. Comput.*, vol. 38, pp. 1411–1429, July 2008.
- [7] S. Borst, V. Gupta, and A. Walid, "Distributed caching algorithms for content distribution networks," in *Proc. IEEE INFOCOM*, pp. 1–9, Mar. 2010.
- [8] M. A. Maddah-Ali and U. Niesen, "Fundamental limits of caching," *arXiv:1209.5807 [cs.IT]*, Sept. 2012. Submitted to IEEE Trans. Inf. Theory.
- [9] S. Pawar, S. Rouayheb, H. Zhang, K. Lee, and K. Ramchandran, "Codes for a distributed caching based video-on-demand system," in *Proc. Asilomar Conf.*, Nov. 2011.