

Mesoscopic Transport of Entangled and Nonentangled Kondo Singlets under Bias

Jongbae Hong

Department of Physics, Pohang University of Science and Technology, Pohang 790-784, Korea

& Asia Pacific Center for Theoretical Physics, Pohang, Gyeongbuk 790-784, Korea

(Dated: December 2, 2024)

The tunneling conductances of a quantum point contact and a magnetized atom adsorbed on an insulating layer above a metallic substrate are obtained by considering the coherent transport of the entangled and nonentangled Kondo singlets, and these are compared with the experimental results. Spins of the entangled Kondo singlet flow unidirectionally in a sequential up-and-down manner. This transport does not follow linear response theory. The nonentangled Kondo singlet performs resonant tunneling through a coherent transport channel and yields coherent side peaks at a finite bias. The coherent transport channel is formed by two electron reservoirs within a coherent region.

A two-reservoir Anderson impurity model under steady-state nonequilibrium is useful to understand the various nonlinear line shapes of the tunneling conductance measured for a nanocontact system with strong electron correlation. Such systems include quantum dot single-electron transistors [1], single-molecule transistors [2], quantum point contacts [3, 4], and adsorbed magnetized atoms on a metallic substrate [5, 6]. The line shapes of the tunneling conductance of these systems are not fully understood because the two-reservoir Anderson impurity model under bias has not been solved properly.

It is obvious that, in a conventional Kondo system, one magnetic impurity creates one Kondo singlet and the two-reservoir mesoscopic Kondo system at equilibrium has an entangled Kondo singlet represented by a wave function $|\Psi\rangle_{en} = p|\downarrow\uparrow\rangle_{LS} + q|\uparrow\downarrow\rangle_{LS} + u|\downarrow\uparrow\rangle_{RS} + v|\uparrow\downarrow\rangle_{RS}$, where LS and RS denote left singlet and right singlet, respectively and the coefficients are complex numbers, as shown in Fig. 1 (a). The equilibrium dynamics comprises multiple processes of exchange, partner change, and singlet hopping in a mixed manner among the four states given above. This complicated dynamics may be studied using the numerical renormalization group method for the low-energy regime [7]. Under bias, however, the dynamics becomes considerably simpler because the spins involved in the entanglement flow unidirectionally in an up-and-down sequence, as shown in Fig. 1 (b), until the entanglement is retained. The processes of singlet hopping and partner changing are used in the spin flow, and the coherent spins are provided from the Kondo cloud. The unidirectional flow does not allow a linear response regime. Backward motion of electrons may occur in the incoherent dynamics, and this leads to double occupancy at the mediating atom.

In Fig. 2, we depict the low-energy tunneling schemes in the two-reservoir Anderson impurity model under bias along with the corresponding line shape of the tunneling conductance. Figure 2 (a) describes the transport near zero bias, i.e., $eV < k_B T_K$, where e , V , k_B , and T_K denote the electron charge, source-drain bias, Boltzmann's constant, and Kondo temperature for the entangled Kondo singlet, respectively. The unidirectional flow described in Fig. 1 (b) establishes the zero-bias peak in the tunneling conductance. The entanglement is com-

pletely broken when $eV > 2k_B T_K$, in which a nonentangled Kondo singlet, $|\Psi\rangle_{ne} = p|\downarrow\uparrow\rangle_{LS} + q|\uparrow\downarrow\rangle_{LS}$, performs resonant tunneling and yields the side peak when it reaches the coherent transport channel shown by the dashed line in Fig. 2 (b). This transport also prohibits backward motion. Therefore, prohibiting backward motion of coherent spins is a generic feature of transport in a mesoscopic Kondo system under bias. This property significantly simplifies the dynamics at steady-state nonequilibrium. Another crucial feature is the existence of two coherent transport channels, shown in Fig. 2 (b), which is attributable to two reservoirs within the coherent region. Specific proof is given in a previous study [8] and the basis vectors given later in the text clarify their existence.

Previous theoretical studies using the noncrossing approximation [9], the Keldysh formalism [10], quantum Monte Carlo calculations [11], and the extended numerical renormalization group method [12] have obtained similar results showing Kondo peak splitting with bias. This implies that a linear response regime exists, which contradicts the behavior discussed above. The bias-dependent Kondo peak splitting is often understood as two Kondo peaks formed at the chemical potentials of two reservoirs. This explanation may be valid when the two reservoirs are out of coherence. However, each of the aforementioned mesoscopic systems should be considered as a complete coherent system.

Now, we validate the tunneling mechanisms given in Fig. 2 by obtaining the tunneling conductance that fits the experimental result. The tunneling current of a mesoscopic system with an interacting site between two non-

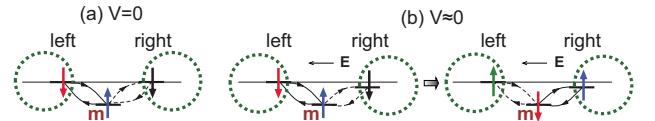


FIG. 1: (Color online) (a) An entangled Kondo singlet at $V = 0$. The dashed circle and the letter “m” denote the Kondo cloud and the mediating Kondo atom, respectively. (b) An entangled Kondo singlet at $V \approx 0$. Singlet hopping and partner changing leads to unidirectional spin flow. The horizontal arrow denotes the direction of the electric field.

interacting reservoirs is given by [13]

$$I = (e/\hbar) \int d\omega \tilde{\Gamma}(\omega) [f_L(\omega) - f_R(\omega)] \rho_m^{ss}(\omega),$$

where $f_{L(R)}(\omega)$ is the Fermi distribution function of the left (or right) reservoir, $\tilde{\Gamma}(\omega) = \Gamma^L(\omega)\Gamma^R(\omega)/[\Gamma^L(\omega) + \Gamma^R(\omega)]$, where $\Gamma^{L(R)}(\omega) = 2\pi \sum_k |V_{km}^{L(R)}|^2 \delta(\omega - \omega_k)$ that involves the reservoir density of states, and $\rho_m^{ss}(\omega)$ is the local density of states (LDOS) at the mediating atom. The superscript *ss* means steady-state nonequilibrium. This simplified form is derived from the well-known Meir-Wingreen current formula [14, 15] by using the condition of the proportionate coupling function, $\Gamma^L(\omega) \propto \Gamma^R(\omega)$. This proportionate relation can be applicable to the elastic tunneling shown in Fig. 2. We employ a constant $\Gamma^{L,R}(\omega)$, indicating a flat density of states of metallic reservoirs.

Since the electrons in the singlet do not collide with a quasiparticle such as phonon until the bias excites it, $\rho_m^{ss}(\omega)$ in this study must be bias independent, i.e., $\partial \rho_m^{ss}(\omega)/\partial V = 0$, which means one can write the tunneling conductance at zero temperature as

$$dI/dV = (e/\hbar) \tilde{\Gamma}(\omega) \rho_m^{ss}(\omega)|_{\hbar\omega=eV}.$$

The bias independence of $\rho_m^{ss}(\omega)$ will be retained unless inelastic tunneling is caused by the scattering with quasiparticles. In other studies on Kondo-involved mesoscopic systems [16–18], $\partial \rho_m^{ss}(\omega)/\partial V$ has also been neglected.

We obtain $\rho_m^{ss}(\omega)$, which is given by $\rho_m^{ss}(\omega) = -(1/\pi) \text{Im}[G_{mm\uparrow}^{+ss}(\omega)]$, by calculating the on-site retarded Green's function, $iG_{mm\uparrow}^{+ss}(\omega) = \langle c_{m\uparrow} | (z + iL)^{-1} | c_{m\uparrow} \rangle$, where $z = -i\omega + 0^+$, $c_{m\uparrow}$ is the fermion operator that annihilates an up-spin electron at the mediating atom and L is the Liouville operator defined by $LA = \mathcal{H}A - A\mathcal{H}$, in which \mathcal{H} is the Hamiltonian and A is an operator. To obtain $G_{mm\uparrow}^{+ss}(\omega)$ using the resolvent form, one needs a complete set of basis vectors spanning the Liouville space. We have obtained a complete set of orthonormal basis vectors [8, 19] describing $c_{m\uparrow}(t)$ that is driven by the Hamiltonian of the two-reservoir Anderson impurity model,

$$\mathcal{H} = \mathcal{H}_0^L + \mathcal{H}_0^R + \sum_{\sigma} \epsilon_m c_{m\sigma}^{\dagger} c_{m\sigma} + U n_{m\uparrow} n_{m\downarrow} + \mathcal{H}_C, \quad (1)$$

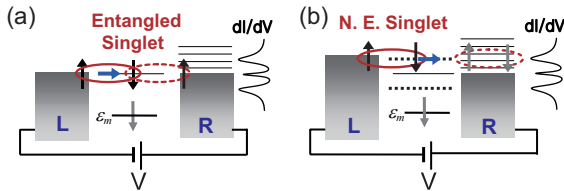


FIG. 2: (Color online) (a) Transport of an entangled Kondo singlet at low bias. (b) Resonant tunneling of a nonentangled (N. E.) Kondo singlet through the coherent tunneling level (dashed line). ϵ_m denotes the energy level of the mediating spin that forms a singlet.

where $\mathcal{H}_0^{L,R} = \sum_{k,\sigma} (\epsilon_k - \mu^{L,R}) c_{k\sigma}^{\dagger} c_{k\sigma}$, $\mathcal{H}_C = \sum_{k,\sigma,\nu=L,R} (V_{km}^{\nu} c_{m\sigma}^{\dagger} c_{k\sigma} + V_{km}^{\nu*} c_{k\sigma}^{\dagger} c_{m\sigma})$, and σ , ϵ_k , ϵ_m , V_{km} , U , and μ indicate the electron spin, kinetic energy, energy level of the mediating atom, hybridization strength, on-site Coulomb repulsion, and chemical potential, respectively.

We divide the complete set of basis vectors at equilibrium [8] into four groups:

I: $\{c_{m\uparrow}, n_{m\downarrow} c_{m\uparrow}, j_{m\downarrow}^{\pm L} c_{m\uparrow}, j_{m\downarrow}^{\pm R} c_{m\uparrow}\}$,
 II: $\{c_{k\uparrow}^{L,R}, n_{m\downarrow} c_{k\uparrow}^{L,R}, j_{m\downarrow}^{\pm L} c_{k\uparrow}^{L,R}, j_{m\downarrow}^{\pm R} c_{k\uparrow}^{L,R} | k = 1, 2, \dots, \infty\}$,
 III: $\{(L_C^n j_{m\downarrow}^{\pm L}) c_{m\uparrow}, (L_C^n j_{m\downarrow}^{\pm R}) c_{m\uparrow} | n = 1, \dots, \infty\}$,
 IV: $\{(L_C^n j_{m\downarrow}^{\pm L}) c_{k\uparrow}^L, (L_C^n j_{m\downarrow}^{\pm R}) c_{k\uparrow}^R | n, k = 1, 2, \dots, \infty\}$,
 where L_C denotes the Liouville operator using \mathcal{H}_C , $j_{m\downarrow}^{\pm} = \sum_k (V_{km} c_{m\downarrow}^{\dagger} c_{k\downarrow} + V_{km}^* c_{k\downarrow}^{\dagger} c_{m\downarrow})$, and $j_{m\downarrow}^{-} = i \sum_k (V_{km} c_{m\downarrow}^{\dagger} c_{k\downarrow} - V_{km}^* c_{k\downarrow}^{\dagger} c_{m\downarrow})$. Groups III and IV represent multiple trips of a down-spin electron, and they do not play a role in describing the unidirectional motion of the Kondo singlet. As a result, the degrees of freedom of the system are considerably reduced when a bias is applied. The degrees of freedom are further reduced by neglecting the basis vectors $n_{m\downarrow} c_{m\uparrow}$ in group I and $j_{m\downarrow}^{\pm} c_{k\uparrow}$ in group II. The former describes all higher orders of double occupancy, i.e., from U to U^{∞} , because $n_{m\downarrow}^{\infty} = n_{m\downarrow}$. Therefore, the basis vector $n_{m\downarrow} c_{m\uparrow}$ must be neglected in this study. In contrast, the latter basis vectors are neglected because of their minor contribution to self-energy compared with $n_{m\downarrow} c_{k\uparrow}$ in group II, whose members play the role of constructing self-energy. Now, we have a working Liouville space [8] that is spanned by

$$\{\delta j_{m\downarrow}^{+L} c_{m\uparrow}, \delta j_{m\downarrow}^{-L} c_{m\uparrow}, c_{m\uparrow}, \delta j_{m\downarrow}^{-R} c_{m\uparrow}, \delta j_{m\downarrow}^{+R} c_{m\uparrow}\} \text{ and}$$

$$\{c_{k\uparrow}^L, \delta n_{m\downarrow} c_{k\uparrow}^L, \delta n_{m\downarrow} c_{k\uparrow}^R, c_{k\uparrow}^R | k = 1, 2, \dots, \infty\}.$$

We use δ indicating $\delta A = A - \langle A \rangle$, where the angular brackets denote the expectation value, to achieve orthogonality among the basis vectors. For convenience, we omit the normalization factors $\langle (\delta j_{m\downarrow}^{\pm L,R})^2 \rangle^{1/2}$ and $\langle (\delta n_{m\downarrow})^2 \rangle^{1/2}$ in the denominators of the corresponding basis vectors.

We construct the matrix $\mathbf{M}_{\infty \times \infty} \equiv zI + iL$ in terms of the basis vectors spanning the working Liouville space. Matrix reduction from $\mathbf{M}_{\infty \times \infty}$ to $\mathbf{M}_{5 \times 5}$ is possible for noninteracting reservoirs [20]. Thus, $\rho_m^{ss}(\omega)$ is given by using the relation $\rho_m^{ss}(\omega) = (1/\pi) \text{Re}[(\mathbf{M}_{5 \times 5}^T)^{-1}]_{33}$, where

$$\mathbf{M}_{5 \times 5}^T = \begin{pmatrix} -i\omega' & \gamma_{LL} & -U_{j-}^L & \gamma_{LR} & \gamma_{j-} \\ -\gamma_{LL} & -i\omega' & -U_{j+}^L & \gamma_{j+} & \gamma_{LR} \\ U_{j-}^{L*} & U_{j+}^{L*} & -i\omega' & U_{j+}^{R*} & U_{j-}^{R*} \\ -\gamma_{LR} & -\gamma_{j+} & -U_{j+}^R & -i\omega' & -\gamma_{RR} \\ -\gamma_{j-} & -\gamma_{LR} & -U_{j-}^R & \gamma_{RR} & -i\omega' \end{pmatrix}. \quad (2)$$

Further, $\omega' \equiv \omega - \epsilon_m - U \langle n_{m\downarrow} \rangle$ and $\langle n_{m\downarrow} \rangle$ denotes the average number of down-spin electrons occupying the mediating atom. All the matrix elements, except $U_{j\pm}^{L,R}$,

have additional self-energy terms $i\Sigma_{mn} = \beta_{mn}[i\Sigma_0^L(\omega) + i\Sigma_0^R(\omega)]$, where $\Sigma_0^{L(R)}(\omega) = -i\Gamma^{L(R)}/2$ for a flat wide band. We use $\Delta \equiv (\Gamma^L + \Gamma^R)/4$ as an energy unit. The coefficients β_{mn} are discussed in the following text.

The matrix \mathbf{M}^r in Eq. (2) consists of two 3×3 blocks that share the central element representing the mediating atom and two 2×2 blocks at the corners. The three off-diagonal elements of the 3×3 block represent the degrees of singlet coupling $\gamma_{LL(RR)}$, e.g.,

$$\gamma_{LL} = \frac{\langle \sum_k i(V_{km}^* c_{k\uparrow}^L + V_{km}^* c_{k\uparrow}^R) c_{m\uparrow}^\dagger [j_{m\downarrow}^{-L}, j_{m\downarrow}^{+L}] \rangle}{[(\langle \delta j_{m\downarrow}^{-L} \rangle^2)(\langle \delta j_{m\downarrow}^{+L} \rangle^2)]^{-1/2}},$$

and the incoherent double occupancy parameters

$$U_{j\pm}^{L,R} = \frac{U}{2} [\langle D_{m\uparrow\downarrow}^{\pm L,R} \rangle + i(1 - 2\langle n_{m\downarrow} \rangle)] \frac{\langle j_{m\downarrow}^{\pm L,R} \rangle}{\langle (\delta j_{m\downarrow}^{\pm L,R})^2 \rangle^{1/2}},$$

where $\langle D_{m\uparrow\downarrow}^{\pm L,R} \rangle = \langle [n_{m\downarrow}, j_{m\downarrow}^{\pm L,R}] (1 - 2n_{m\uparrow}) \rangle / \langle j_{m\downarrow}^{\pm L,R} \rangle$. Hence, the real part $\text{Re}[U_{j\pm}^{L,R}]$ represents the probability of double occupancy by $j_{m\downarrow}^+$ or $j_{m\downarrow}^-$ coming from the left or right reservoir. In contrast, the elements of the 2×2 corner blocks, i.e.,

$$\gamma_{LR} = \frac{\langle \sum_k i(V_{km}^* c_{k\uparrow}^L + V_{km}^* c_{k\uparrow}^R) c_{m\uparrow}^\dagger [j_{m\downarrow}^{-L}, j_{m\downarrow}^{+R}] \rangle}{[(\langle \delta j_{m\downarrow}^{-L} \rangle^2)(\langle \delta j_{m\downarrow}^{+R} \rangle^2)]^{-1/2}},$$

and $\gamma_{j\mp} = \gamma_j$, where

$$\gamma_{j\mp} = \frac{\langle \sum_k i(V_{km}^* c_{k\uparrow}^L + V_{km}^* c_{k\uparrow}^R) c_{m\uparrow}^\dagger [j_{m\downarrow}^{\mp L}, j_{m\downarrow}^{\mp R}] \rangle}{[(\langle \delta j_{m\downarrow}^{\mp L} \rangle^2)(\langle \delta j_{m\downarrow}^{\mp R} \rangle^2)]^{-1/2}}$$

describe the transition between two reservoirs. In Fig. 3, we present graphical illustrations of the third order hybridization processes embedded in γ under bias. Singlet partner change and singlet hopping will occur to perform the process of Fig. 2 (a). In contrast, only singlet hopping is needed for Fig. 2 (b). The basis vectors in groups III and IV cause incoherent or backward motion that must be excluded in describing the unidirectional coherent motion at steady-state nonequilibrium. Therefore, neglecting groups III and IV is legitimate. The unidirectional

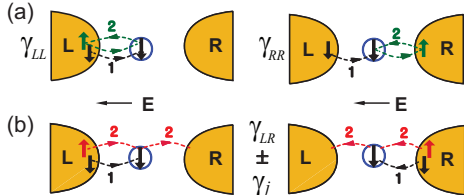


FIG. 3: (Color online) Spin dynamics under bias in γ . The numbers denote the sequence of coherent motion. A down spin moves into the mediating atom (blue circle) and performs an exchange [green 2 in (a)] in $\gamma_{LL,RR}$ and a singlet hopping [red 2 in (b)] in $\gamma_{LR,j}$. The second part of (b) vanishes because of the reverse motion.

movement of the Kondo singlet discussed in Fig. 2 guarantees $\gamma_{LR} = \gamma_j$ in Fig. 3 (b). This equality is considered as a condition of steady-state nonequilibrium.

The 5×5 matrix of Eq. (2) gives three coherent and two incoherent poles in the LDOS. One of three coherent poles is located at the Fermi level and the other two are at $\pm \hbar\omega_{rt\ell}$, which are the levels represented by the dashed lines in Fig. 2 (b). The subscript $rt\ell$ indicates the resonant tunneling level. Hence, the tunneling current rapidly increases when the bias voltage reaches $\pm \hbar\omega_{rt\ell}$. A simple atomic limit analysis using the same $\text{Re}[U_{j\pm}^{L,R}]$ gives $\hbar\omega_{rt\ell} = \pm[(\gamma_{LL}^2 + \gamma_{RR}^2)/2]^{1/2} + O(U^{-2})$ and the spectral weight of the zero-bias peak as $Z_F = \gamma_{LL}^2 \gamma_{RR}^2 / 2\text{Re}[U_{j\pm}^{L,R}]^2 (\gamma_{LL}^2 + \gamma_{RR}^2) + O(U^{-2})$. The latter expression shows that the zero-bias peak is suppressed when γ_{LL} and γ_{RR} are imbalanced.

We show in the following that $\text{Re}[U_{j+}^{L,R}] > \text{Re}[U_{j-}^{L,R}]$ is introduced for symmetric reservoirs, which means that operator $j_{m\downarrow}^+$ induces more double occupancy than $j_{m\downarrow}^-$. For asymmetric reservoirs such as substrate (L) and tip (R) in scanning tunneling spectroscopy (STS), we use $\text{Re}[U_{j+}^L] > \text{Re}[U_{j-}^{L,R}] > \text{Re}[U_{j+}^R]$ to reflect different properties of reservoirs. In contrast, we adopt $\text{Re}[U_{j-}^L] = \text{Re}[U_{j-}^R]$ because of the steady-state property of the current operator $j_{m\downarrow}^-$.

Before obtaining the dI/dV line shapes, we first determine the coefficients β_{mn} . $\text{Re}[\beta_{25}]$, for example, is given by $\text{Re}[\beta_{25}] = \{ \langle j_{m\downarrow}^{-L} (1 - 2n_{m\uparrow}) \rangle \langle j_{m\downarrow}^{+R} (1 - 2n_{m\uparrow}) \rangle + (1 - 2\langle n_{m\downarrow} \rangle)^2 \langle j_{m\downarrow}^{+L} \rangle \langle j_{m\downarrow}^{-R} \rangle \} / 4 \langle (\delta n_{m\downarrow})^2 \rangle \sqrt{\langle (\delta j_{m\downarrow}^{+L})^2 \rangle} \sqrt{\langle (\delta j_{m\downarrow}^{-R})^2 \rangle}$. The operators in the first term describe the self-energy dynamics that avoids double occupancy [8]. We assume the same contribution of self-energy dynamics to all $\text{Re}[\beta_{mn}]$ and the same relative fluctuations. Therefore, the differences among $\text{Re}[\beta_{mn}]$ are attributable to the different signs for the current, i.e., $\langle j_{m\downarrow}^{-L} \rangle = -\langle j_{m\downarrow}^{-R} \rangle < 0$. Hence, $\text{Re}[\beta_{mn}]$ are symmetric and have the following mutual relations: $\text{Re}[\beta_{45}] = \text{Re}[\beta_{25}] = \text{Re}[\beta_{15}] = \text{Re}[\beta_{11}] = \text{Re}[\beta_{55}] < \text{Re}[\beta_{14}] = \text{Re}[\beta_{12}] = \text{Re}[\beta_{22}] = \text{Re}[\beta_{44}] = \text{Re}[\beta_{24}]$ and $\text{Re}[\beta_{33}] = 1$. In this study, we choose $\text{Re}[\beta_{11}] = 0.255$ and $\text{Re}[\beta_{22}] = 0.245$ based on the standard value $\text{Re}[\beta_{mn}] = 0.25$ that is obtained at the atomic limit [8]. The same relative fluctuations give vanishing $\text{Im}\beta_{mn}$ because they are given by the difference in the relative fluctuations.

The experimental dI/dV line shapes under consideration are those of a quantum point contact with the closest side peaks given in Fig. 1 (b) of Ref. [4] and the STS for a Co atom placed on a Cu_2N layer on a Cu (100) substrate of Ref. [6]. For the former, we employ the scenario of spontaneous formation of a localized spin at the bound state [22, 23]. Therefore, the Hamiltonian of Eq. (1) is applicable to both cases. The gate voltage dependence in the former system will be described in a future study. The theoretical dI/dV line shapes given in Fig. 4 are ob-

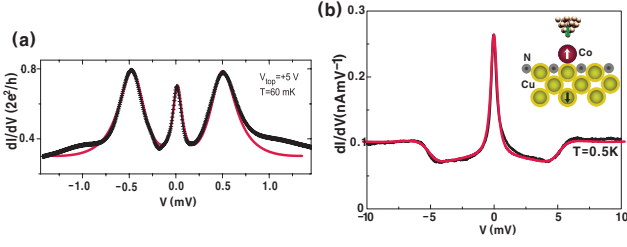


FIG. 4: (Color online) Comparison of the theoretical line shape (red) using $\Delta \approx 1.5$ meV (a) and $\Delta \approx 5$ meV (b) with the experimental data (black) of the closest side peaks reported in Ref. [4] and the STS line shape of Ref. [6], respectively. We choose $\Gamma/\Delta = 0.82$ in (a) and an arbitrary unit for the theoretical dI/dV in (b). Inset is STS setup [6, 21].

Table I: Matrix elements for Fig. 4

	γ_{LL}	γ_{RR}	$\gamma_{j,LR}$	$\text{Re}U_{j-}^{L,R}$	$\text{Re}U_{j+}^L$	$\text{Re}U_{j+}^R$	$\text{Im}U_{j\pm}^{L,R}$
(a)	0.38	0.38	0.5	0.98	1.1	1.1	0
(b)	0.86	0.76	0.43	2.8	7.0	1.45	0

tained by using the matrix elements given in Table I. We set the energy unit to $\Delta \approx 1.5$ and 5 meV for Figs. 4 (a) and 4 (b), respectively. The fittings are remarkably good.

As listed in Table I, we adopt a symmetric Kondo coupling ($\gamma_{LL} = \gamma_{RR}$) and $\text{Re}[U_{j+}^L] = \text{Re}[U_{j+}^R] > \text{Re}[U_{j-}^{L,R}]$ in Fig. 4 (a) and an asymmetric Kondo coupling ($\gamma_{LL} \neq \gamma_{RR}$) and $\text{Re}[U_{j+}^L] > \text{Re}[U_{j-}^{L,R}] > \text{Re}[U_{j+}^R]$ in Fig. 4 (b). The zero-bias peak in Fig. 4 (a) is slightly suppressed by different contributions to double occupancy by operators

j^+ and j^- and the position of the side peak matches $\hbar\omega_{rt\ell}$ pretty well. The deviation outside the side peaks indicates that the range of bias independence of the LDOS covers the two side peaks. It is noteworthy that the line shape of Fig. 4 (b) shows a dip at zero bias when the insulating layer is removed [5]. This implies that a strong Kondo coupling is established by inserting the insulating layer. Choi *et al.* [21], who studied the same system, observed that the meaningful structure of the line shape disappears when a Co atom is placed on top of a N atom. This indicates that the N atoms surrounding a Cu atom in a Cu_2N layer play the role of barrier that suppresses fluctuations and enhance $\text{Re}[U_{j+}^L]$ and the axial Kondo coupling connecting tip, Co atom, and Cu substrate. The large values of γ_{LL} and γ_{RR} given in Table I verify this fact. Choi *et al.* [21] also show that the shoulder in Fig. 4 (b) is a variation of a coherent side peak.

In conclusion, our theoretical study clarifies that there are two different transport channels (Fig. 2). One uses the entangled Kondo singlet that connects the Kondo clouds in both reservoirs. Transport by the entangled Kondo singlet forms the zero-bias peak. The other uses resonant tunneling of a nonentangled Kondo singlet through the coherent tunneling level. This tunneling mechanism forms the side peak. Comparisons of the theoretical dI/dV line shapes with those of the experimental ones (Fig. 4) clearly demonstrate the existence of the two transport channels.

The author thanks P. Coleman, A. Millis, N. Andrei, J. E. Han, E. Yuzbashyan, P. Kim, and S.-W. Cheong for valuable discussions. This research was supported by the Basic Science Research Program through the NRF, Korea (2012R1A1A2005220), and was partially supported by a KIAS grant funded by MEST.

-
- [1] W. G. van der Wiel *et al.*, Science **289**, 2105 (2000).
 - [2] W. Liang, M. P. Shore, M. Bockrath, J. R. Long, and H. Park, Nature (London) **417**, 725 (2002).
 - [3] S. M. Cronenwett *et al.*, Phys. Rev. Lett. **88**, 226805 (2002).
 - [4] S. Sarkozy *et al.*, Phys. Rev. B **79**, 161307(R) (2009).
 - [5] H. C. Manoharan, C. P. Lutz, and D. M. Eigler, Nature **403**, 512 (2000).
 - [6] A. F. Otte *et al.* Nat. Phys. **4**, 847 (2008).
 - [7] W. Izumida, O. Sakai, and S. Suzuki, J. Phys. Soc. Jpn. **70**, 1045 (2001).
 - [8] J. Hong, Phys. J. Phys. Condens. Matter **23**, 275602 (2011).
 - [9] N. S. Wingreen and Y. Meir, Phys. Rev. B **49**, 11040 (1994).
 - [10] T. Fujii and K. Ueda, Phys. Rev. B **68**, 155310 (2003).
 - [11] J. E. Han and R. J. Heary, Phys. Rev. Lett. **99**, 236808 (2007).
 - [12] F. B. Anders, Phys. Rev. Lett. **101**, 066804 (2008).
 - [13] H. Haug and A.-P. Jauho, *Quantum Kinetics in Transport and Optics of Semiconductors* (Springer-Verlag, Berlin, 1996) Chap. 12.
 - [14] Y. Meir and N. S. Wingreen, Phys. Rev. Lett. **68**, 2512 (1992).
 - [15] S. Hershfield, J. H. Davies, and J. W. Wilkins, Phys. Rev. B **46**, 7046 (1992).
 - [16] V. Madhavan, W. Chen, T. Jamneala, M. F. Crommie, and N. S. Wingreen, Phys. Rev. B **64**, 165412 (2001).
 - [17] A. Schiller and S. Hershfield, Phys. Rev. B **61**, 9036(2000).
 - [18] M. Plihal and J. W. Gadzuk, Phys. Rev. B **63**, 085404 (2001).
 - [19] J. Hong, J. Phys.: Condens. Matter **23**, 225601 (2011).
 - [20] P. O. Löwdin, J. Math. Phys. **3**, 969 (1962).
 - [21] T. Choi, C. D. Ruggiero, and J. A. Gupta, J. Vac. Sci. Technol. B **27**, 887 (2009).
 - [22] T. Rejec and Y. Meir, Nature **442**, 900 (2006).
 - [23] S. Ihnatsenka and I. V. Zozoulenko, Phys. Rev. B **76**, 045338 (2007).