

Reduction of gas bubbles and improved critical current density in Bi-2212 round wire by swaging

Jianyi Jiang, Hanping Miao, Yibing Huang, Seung Hong, Jeff A. Parrell, Christian Scheuerlein, Marco Di Michiel, Arup K. Ghosh, Ulf P. Trociewitz, Eric E. Hellstrom and David C. Larbalestier

Abstract—Bi-2212 round wire is made by the powder-in-tube technique. An unavoidable property of powder-in-tube conductors is that there is about 30% void space in the as-drawn wire. We have recently shown that the gas present in the as-drawn Bi-2212 wire agglomerates into large bubbles and that they are presently the most deleterious current limiting mechanism. By densifying short 2212 wires before reaction through cold isostatic pressing (CIPping), the void space was almost removed and the gas bubble density was reduced significantly, resulting in a doubled engineering critical current density (J_E) of 810 A/mm² at 5 T, 4.2 K. Here we report on densifying Bi-2212 wire by swaging, which increased J_E (4.2 K, 5 T) from 486 A/mm² for as-drawn wire to 808 A/mm² for swaged wire. This result further confirms that enhancing the filament packing density is of great importance for making major J_E improvement in this round-wire magnet conductor.

Index Terms—Bi-2212, critical current density, high temperature superconductor, superconducting magnets.

I. INTRODUCTION

Bi₂Sr₂CaCu₂O_x (Bi-2212) round wire is a very promising conductor for very high field applications [1]–[7]. It is well known that long lengths have several times lower J_c than short samples and this has meant that so far no Bi-2212 user magnets have been made. The earlier studies of Shen *et al.* [8], Malagoli *et al.* [9], Kametani *et al.* [10], and Scheuerlein *et al.* [11] provide firm evidence that the large gas bubbles formed during the excursion into the melt state provide the major present current-limiting mechanism in round-wire Bi-2212 conductors. A recent study by Malagoli *et al.* [12] on the length-dependent expansion of a Bi-2212 wire after full heat treatment showed that gas pressure provokes a wire diameter expansion which increases with distance from the ends, longer samples (up to 2.4 m) often showing evident damage and leaks caused by the internal pressure. The decay of critical current

density (J_c) away from the ends observed by Kuroda *et al.* [13] and Malagoli *et al.* [9, 12] is associated with this increase in wire diameter. The essential problem is that the final Bi-2212 powder density is only about 70% in as-drawn wire [14]. The 30% void space is normally filled with air, which is distributed uniformly on a scale much smaller than the filament diameter, but when Bi-2212 melts this well distributed porosity agglomerates into filament-sized, gas-filled bubbles, which may be filled with residual N₂ from the pore space, as well as additional CO₂ and H₂O from gasification of condensed C or H impurities.

Low powder packing density is a common problem for all powder-in-tube conductors such as Bi-2223 and MgB₂. Densification methods such as flat rolling, two axis rolling [15], [16], eccentric rolling [17], grooved rolling [18], periodic pressing [19] and cold high pressure deformation [20] have all been used for densifying Bi-2223, Bi-2212 and MgB₂ conductors. All these methods densify the wires, but a defect is that they do not keep the round wire shape desired by magnet designers, a shape which is also more favorable for insulation. In contrast, cold isostatic pressing (CIPping), swaging, and hot isostatic pressing (HIPping) are densification techniques that keep the round conductor shape. Overpressure processing (OP) is a modified HIPping with gas flowing for better oxygen partial pressure control [21, 22]. It has been very successful for processing Bi-2223 tapes [23–25], and is used by Sumitomo Electric for manufacturing Bi-2223 conductor [25].

Jiang *et al.* [26] recently demonstrated that J_c was more than doubled by replacing residual air in the Bi-2212 filaments with pure oxygen and CIPping the wire with a pressure of 2 GPa before melt-processing in order to greatly decrease the filament void fraction. The fewer, smaller and perhaps pure O₂ bubbles formed in the melt allowed the critical current I_c (4.2 K, 5 T) to be doubled. CIPping needs a pressure at least 65 MPa to achieve higher packing density, since the yield strength of pure silver is about 65 MPa [27], [28]. Silver alloy sheath is normally used for Bi-2212 conductors for better strength, so that pressure much higher than 65 MPa is needed for CIPping.

As shown by Miao *et al.* [29], a pressure larger than 800 MPa is preferred to achieve the high J_c by CIPping. Most of the current commercial CIPping systems have a maximum pressure of 380 MPa which is not high enough for densifying Bi-2212 wire. CIPping systems with the maximum pressure higher than 800 MPa normally have a very small pressure chamber which is not feasible for densifying hundred meter

Manuscript received October 9, 2012.

J. Jiang is with National High Magnetic Field Laboratory, Florida State University, Tallahassee, FL 32310, USA (phone: 850-645-7492; fax: 850-645-7754; e-mail: jjjiang@asc.magnet.fsu.edu).

H. Miao, Y. Huang, S. Hong, and J. A. Parrell are with Oxford Superconducting Technology, Carteret, NJ 07008, USA. S. Hong is also with HJC Enterprise, 5 Badgley Drive, New Providence, NJ 07974, USA.

C. Scheuerlein is with European Organization for Nuclear Research, CH-1211 Geneva, Switzerland (email: Christian.Scheuerlein@cern.ch).

M. Di Michiel is with European Synchrotron Radiation Facility, 6 rue Jules Horowitz, F-38043 Grenoble, France.

A. K. Ghosh is with Brookhaven National Laboratory, Upton, NY 11973, USA (email: aghosh@bnl.gov).

U. P. Trociewitz, E. E. Hellstrom, and D. C. Larbalestier are with National High Magnetic Field Laboratory, Florida State University, Tallahassee, FL 32310, USA.




Fig.1. X-ray tomography images of transverse cross sections of (a) as-drawn wire and (b) as-swaged wire before reaction.

long Bi-2212 wire or large size magnets wound with Bi-2212 wire. Compared to CIPping, swaging is an alternative method for densifying the round wire, and it works for long length, but it is not clear how effective it is densifying Bi-2212 wire by swaging. Here we report on the effects of swaging on the gas bubble formation and critical current density of Bi-2212 round wires.

II. EXPERIMENTAL DETAIL

The Bi-2212 wire used in this experiment was fabricated by Oxford Superconducting Technology (OST) using Nexans standard powder with a composition of $\text{Bi}_{2.17}\text{Sr}_{1.94}\text{Ca}_{0.90}\text{Cu}_{1.98}\text{O}_x$. The Bi-2212 powder was always surrounded by pure silver but the outer sheath of the 85x7 stack was made with a Ag-Mg(0.2 wt.%) alloy sheath. One 3 m long piece of the wire with 1.0 mm diameter was swaged to 0.81 mm diameter. For comparison, another 3 m long piece of the wire was drawn to 0.80 mm diameter. The diameter of 10 mm long wire sections was measured with a step of 0.1 mm along the wire axis using a Nikon VMA-2520 microscopy with a resolution of 0.1 μm . The diameter was 0.7980 ± 0.0022 mm, and 0.8099 ± 0.0034 mm, respectively, for as-

drawn and swaged wires. The relative wire diameter variation was 0.28 %, and 0.42 %, respectively, for as-drawn and swaged wires. Thus, the surface smoothness of the swaged wire is comparable to that of as-drawn wire.

Straight 8 cm long pieces and 1.6 m long pieces wound on an ITER barrel were heat treated with open ends in 1 bar oxygen with a standard heat treatment (HT) schedule [26]. Samples were also quenched into brine after being heated to 887 °C (the maximum temperature of the HT) for 12 min to freeze-in the high-temperature microstructure and especially to make the bubbles formed on melting visible.

Transverse cross-sections of as-drawn, as-swaged, quenched, and fully-processed wires were dry polished using a series of SiC papers with decreasing grit sizes with final polishing conducted in a suspension of 50 nm alumina mixed with ethanol using an automatic vibratory polisher (Buehler Vibromet). Microstructures were examined with a Zeiss 1540EsB scanning electron microscope (SEM). The cross section area was measured with an Olympus BX41M-LED microscope. The wire filling factor is defined as filament cross section area divided by total wire cross section area. The filament mass density was calculated by assuming the density of silver and silver alloy to be 10.49 g/cm³. X-ray tomographic

TABLE I
FILLING FACTOR AND DENSITY OF UN-REACTED WIRES, I_c (4.2 K, 5 T), n VALUE (4.2 K, 5 T), J_E (4.2 K, 5 T), AND J_C (4.2 K, 5 T) OF FULLY-PROCESSED WIRES

Wire	Densification	Diameter	2212 Filling factor	Mass density ^a g/cm ³	I_c (4.2 K, 5 T) A	n (4.2 K, 5 T)	J_E (4.2 K, 5 T) A/mm ²	J_C (4.2 K, 5 T) A/mm ²	Reference
85x7	As-drawn	0.80 mm	0.32	3.66	244.5	15	486	1520	This work
85x7	Swaged	0.81 mm	0.28	5.33	416.4	18	808	2886	This work
37x18	CIPped	0.78 mm	0.22	5.34	386.4	20	809	3611	[26]

^a Mass density of Bi-2212 filaments.

measurements were performed at the ID15A beam line of the European Synchrotron Radiation Facility (ESRF) using a monochromatic 70 keV x-ray beam with a bandwidth of 0.7 keV. The image pixel size is $1.194 \times 1.194 \mu\text{m}^2$. More details about the tomography set-up can be found in [11].

Critical currents of fully-processed wires were measured using the four-probe transport method with a $1 \mu\text{V}/\text{cm}$ criterion at 4.2 K in a magnetic field of 5 T applied perpendicular to the wire axis. The spiral sample was cut into two parts (turns 1-8, and turns 9-16) and then remounted on an I_c measurement test barrel. Each 10 cm turn was measured. The overall wire critical current density J_E was calculated using the whole wire cross section.

III. RESULTS

Fig. 1 shows the x-ray tomographic images of transverse

cross sections of un-reacted, as-drawn and as-swaged wires. The outer filament bundles of the swaged wire were partially twisted due to the manual feed into a regular two-die swaging machine. The main difference between these two images is that the filaments in the as-drawn wire are darker than those of the as-swaged wire. The darker shade of grey signifies a lower filament density of the as-drawn wire. The smaller filament size of the as-swaged wire is due to the densification by swaging, a result also confirmed by optical image analysis of wire cross sections and density calculations. As listed in Table 1, swaging reduced the filament region filling factor from 0.32 to 0.28, and increased the calculated Bi-2212 filament density of the wires prior to reaction from 3.66 to 5.33 g/cm^3 . The density of the swaged wire is similar to that of CIPped wire.

Fig. 2 shows secondary electron images of transverse cross sections of the wires quenched from the melt stage (887°C/12




Fig.2. Scanning electron images of transverse cross sections of wires quenched from 887°C: (a) and (c) drawn wire; (b) and (d) swaged wire. The round black spots are the bubbles, the angular dark grey particles are alkaline earth cuprate $(\text{Sr,Ca})_{14}\text{Cu}_{24}\text{O}_x$ (14:24 AEC), while the light grey regions in the filaments are liquid, and particles with white edges are the Cu-free phase $(\text{Bi}_9(\text{Sr,Ca})_{16}\text{O}_x)$ (9:16 CF). The liquid and Ag matrix are almost the same shade of grey. The gas bubbles in the quenched, as-drawn wire are generally as large as the filaments. The quenched, swaged wire had fewer gas bubbles which were generally smaller than those found in the drawn wire.

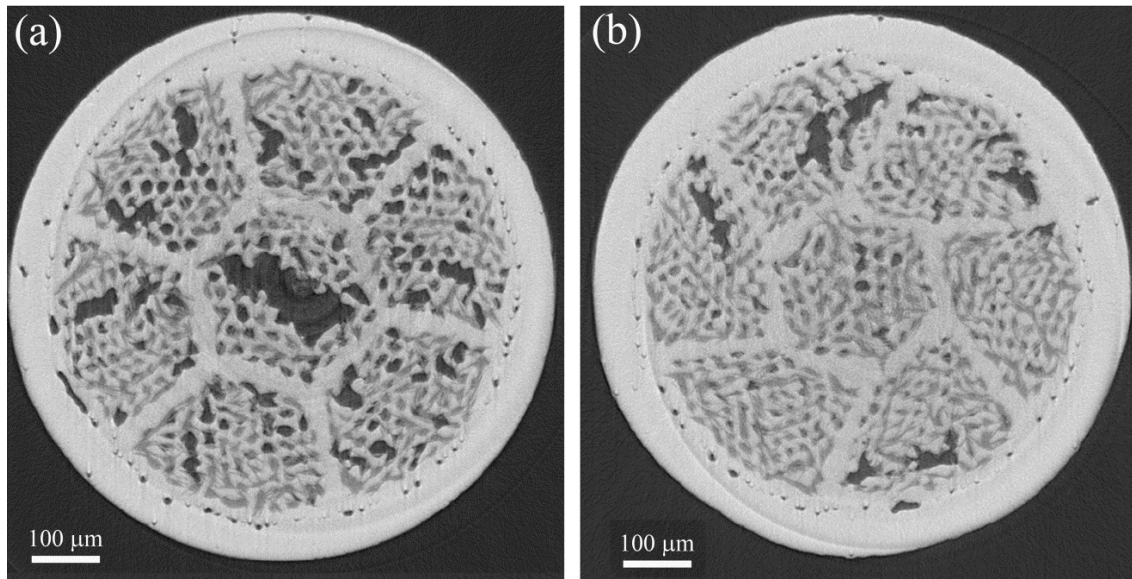


Fig.3. X-ray tomographic images of transverse cross sections of fully-processed 8 cm long wires, (a) as-drawn with $I_c(4.2 \text{ K}, 5 \text{ T}) = 244.5 \text{ A}$, and (b) swaged with $I_c(4.2 \text{ K}, 5 \text{ T}) = 416.4 \text{ A}$.

min). There were many filament-size gas bubbles in the drawn wire, and the central bundle had some very large merged bubbles, indicating very low filament density in the central bundle. In contrast, swaged wire had much fewer gas bubbles, and its central bundle was nearly bubble free. This quench

study further confirmed the increased mass density and reduced bubble density in the swaged wire.

Fig. 3 shows the x-ray tomography images of fully-processed wires. The fully-processed samples showed more merged gas bubbles than the quenched samples (Fig. 2) and they are several times larger than the original filament size. This means that the gas bubbles were merging together during the melt stage of the HT throughout the time Bi-2212 solidifies. Even though swaging increased $I_c(4.2 \text{ K}, 5 \text{ T})$ from 244.5 A to 416.4 A, the fully-processed, swaged wire still had some remnant gas bubbles. Thus, further I_c improvement is possible. The SEM images of the fully-processed wires shown in Fig. 4 are quite typical. It is very clear that the swaged wire had many less porous filaments.

Fig. 5 shows $I_c(4.2 \text{ K}, 5 \text{ T})$ as a function of position for the 1.6 m long spiral sample. The average $I_c(4.2 \text{ K}, 5 \text{ T})$ is 337.5 A, which is a 38 % improvement from that of the 8 cm long as-drawn sample. The I_c for turns 10-15 is more uniform than that for turns 2-8. This could be an end effect of the swaged wire. The 1.6 m long sample was cut from the 3 meter long swaged wire. Turns 2-8 could be the end of the original 3 meter long wire, and turns 10-15 the middle of the wire.

IV. DISCUSSION

Previous studies by Shen *et al.* [8], Kametani *et al.* [10] and Scheuerlein *et al.* [11] showed clearly that the gas in the wire agglomerates into filament size bubbles when Bi-2212 melts. When Bi-2212 reforms on cooling, the bubbles can be partially filled by new plate-like Bi-2212 grains, but the original bubble structure remains, even in fully-processed wires, leaving unsupported bridges of Bi-2212 shown earlier by Kametani *et al.* [10]. As shown in Figs. 2 and 3, the gas bubbles in the as-drawn wire can grow very large, with one big bubble occupying nearly one third of the central bundle in both cross sectional views of the as-drawn wire. These




Fig.4. Scanning electron images of cross sections of fully-processed 8 cm long wires, (a) drawn wire with $I_c(4.2 \text{ K}, 5 \text{ T}) = 244.5 \text{ A}$, and (b) swaged wire with $I_c(4.2 \text{ K}, 5 \text{ T}) = 416.4 \text{ A}$.

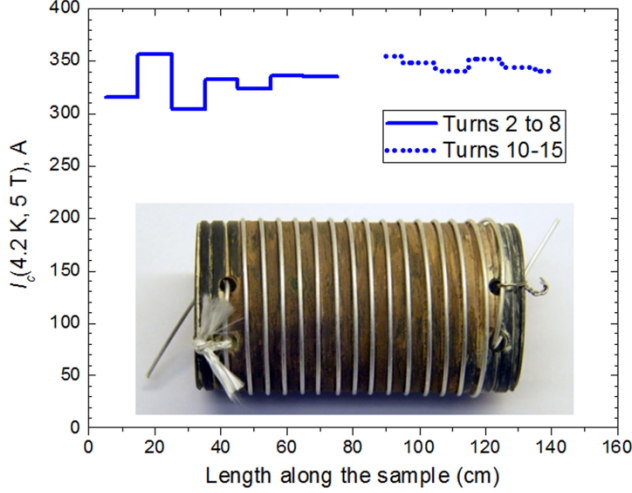


Fig. 5. J_c (4.2 K, 5 T) of 1.6 m long spiral of swaged wire with an average J_c (4.2 K, 5 T) of 337.5 ± 32.4 A. The inset is the image of the spiral on an ITER barrel after full heat treatment.

extremely large gas bubbles that form by merging across the silver webbing during the HT are definitely a severe current limiting mechanism. We believe that the larger the bubble, the smaller the critical current across the bubble because the current is confined to Bi-2212 grains along the Ag/bubble interface, to Bi-2212 grains that grow across such bubbles, and to filament-to-filament interconnections that may enable current flow around the bubbles [8].

Images of Bi-2212 are normally taken on a polished cross section, where damage from grinding and polishing (either pullout or fill in) can result in what looks like extra (or reduced) bubble area in the SEM images. By contrast, x-ray tomography is performed on the whole wire, so we have no doubt that the giant gas bubbles shown in Fig. 3 are real. The big bubble in the fully-processed, as-drawn wire also indicates that the mass density of the central bundle is quite low and carries little current compared to the outer bundles. Comparing quenched samples in Fig. 2 with fully-processed samples in Fig. 3, we can see that there are more large bubbles that formed by filament merging across the silver webbing in the fully-processed wire, indicating that extensive gas bubble merging across the web occurred when the Bi-2212 was in the melt state before the Bi-2212 reformed on cooling. This observation may also explain the strong negative correlation between critical current density and time-in-the-melt recently observed by Shen *et al.* [30]. Increasing the time-in-the-melt may result in more gas-bubble-driven filament merging with its consequent reduction of connectivity.

Quantitative analysis of the images in Figs. 2a and 2b shows that the area of the gas bubbles changed from 0.045 mm² in quenched, as-drawn wire to 0.011 mm² in quenched, swaged wire, i.e. a 75% bubble area reduction by swaging. The filament density values listed in Table 1 are 3.66 and 5.33 g/cm³ for un-reacted as-drawn and as-swaged wires, respectively, corresponding to an increase in the relative Bi-2212 density from 55% to 82%. Swaging achieved a similar

filamnet density to CIPping (Table 1) and they attain almost identical J_E (4.2 K, 5 T). However, Figs. 3 and 4 show that there are still some large gas bubbles in the fully-processed, swaged wire, so further J_c improvement is highly possible.

Previous work by Malagoli *et al.* [9] on a 1 m long 37x18 wire with open ends showed that I_c dropped 25% from end to middle, which was correlated to the wire diameter expansion caused by internal gas pressure [12]. Compared to the result of previous work [9], Fig. 5 shows that swaging not only increased the wire J_c , but also increased J_c uniformity along the length. The fact that the ends of the fully-reacted 1.6 m long spiral are clean and that the J_c is relatively uniform along the length, indicate lower internal gas pressure during the HT in the 1.6 m long swaged wire compared to the 1 m long as-drawn wire [9, 12]. One reason might be that swaging can “push” residual gas, presumably air, out of the back end of the wire. The internal gas pressure produced during HT comes from the gas in the pore space and also from the gasification of condensed phases such as carbon and hydrogen impurities in the filaments. Since swaging reduced the pore space and also depressed the internal gas pressure effect in the 1.6 m long spiral, it seems that the residual gas in the pore space is the main source of the internal gas pressure. Otherwise, if the carbon and hydrogen impurities are the main gas source, we would expect that the extra gas in the reduced pore space, from the gasification, could expand the swaged wire seriously during the HT, resulting in lower critical current.

Supposing that the gas inside the wire is air (80% N₂ and 20% O₂), and that the total gas pressure inside the wire at room temperature (about 300 K) is 1 bar, according to the ideal gas law the total pressure inside the wire will become about 4 bar when the wire is heated to the maximum HT temperature 890 °C (1163 K). Since oxygen can diffuse through the silver sheath, the main internal pressure comes from the N₂, which is about 3.2 bar at 890 °C. Our recent overpressure experiments indeed show that a pressure of 5 bar can limit the wire expansion during the HT [31], indicating that the internal pressure may be about 5 bar, which is comparable to the 3 bar partial pressure of N₂. Thus, we believe that the internal gas pressure contributed from the gasification of the condensed phases such as carbon and hydrogen impurities is limited.

Even though swaging did not achieve full densification, it improved the wire J_c significantly. In principle, one could make long-length, high-packing-density wire with a better precision swaging machine.

V. CONCLUSION

We found a significant improvement of J_c in a Bi-2212 round wire with 85x7 filaments by swaging before melt-processing. Like CIPping [26], swaging densified the Bi-2212 filaments, resulting in much fewer gas bubbles in the melt and nearly doubling J_c (4.2 K, 5 T). J_E (4.2 K, 5 T) increased to 808 A/mm², and J_c (4.2 K, 5 T) to 2886 A/mm². This result further confirms that gas bubbles are the major current limiting mechanism in present Bi-2212 round wires and that

enhancing the filament packing density is of great importance for making major J_c improvements.

ACKNOWLEDGMENT

We are very grateful for discussions with F. Kametani, M. Dalban-Canassy, and P. J. Lee at FSU, with T. Shen at FNAL, and with members of the Very High Field Superconducting Magnet Collaboration. Technical support from M. Hannion, W. L. Starch, V. S. Griffin and J. Craft is also gratefully acknowledged. The work at the NHMFL was supported by an ARRA grant from the US Department of Energy Office of High Energy Physics and by the National High Magnetic Field Laboratory, which is supported by the National Science Foundation under NSF/DMR-0654118, and by the State of Florida. We acknowledge the ESRF for beam time on ID15A.

REFERENCES

- [1] H. Miao, K. R. Marken, M. Meinesz, B. Czabaj and S. Hong, Development of Round Multifilament Bi-2212/Ag Wires for High Field Magnet Applications," *IEEE Trans. Appl. Supercond.* vol. 15, pp. 2554-2557, 2005.
- [2] T. Hasegawa, N. Ohtani, T. Koizumi, Y. Aoki, S. Nagaya, N. Hirano, L. Motowidlo, R. S. Sokolowski, R. M. Scanlan, D. R. Dietderich, S. Hanai, "Improvement of superconducting properties of Bi-2212 round wire and primary test results of large capacity Rutherford cable," *IEEE Trans. Appl. Supercond.* vol. 11, pp. 3034-3037, 2001.
- [3] H. W. Weijers, U. P. Trociewitz, K. Marken, M. Meinesz, H. Miao, and J. Schwartz, "The generation of 25.05 T using a 5.11 T Bi₂Sr₂CaCu₂O_x superconducting insert magnet," *Supercond. Sci. Technol.*, vol. 17, pp. 636-644, 2004.
- [4] J. Schwartz, T. Effio, X. T. Liu, Q. V. Le, A. L. Mbaruku, H. J. Schneider-Muntau, T. M. Shen, H. H. Song, U. P. Trociewitz, X. R. Wang, H. W. Weijers, "High Field Superconducting Solenoids Via High Temperature Superconductors," *IEEE Trans. Appl. Supercond.* vol. 18, pp. 70-81, 2008.
- [5] A. Godeke, P. Acosta, D. Cheng, D. R. Dietderich, M. G. T. Mentink, S. O. Prestemon, G. L. Sabbi, M. Meinesz, S. Hong, Y. Huang, H. Miao and J. Parrell, "Wind-and-react Bi-2212 coil development for accelerator magnets," *Supercond. Sci. Technol.* vol. 23, 034022, 2010.
- [6] H. Kumakura, H. Kitaguchi, K. Togano, and N. Sugiyama, "Effect of high oxygen partial pressure heat treatment on the superconducting properties of Bi₂Sr₂CaCu₂O_x/Ag tapes," *J. Appl. Phys.* vol. 80, pp. 5162-5167, 1996.
- [7] M. Dalban-Canassy, D. A. Myers, U. P. Trociewitz, J. Jiang, E. E. Hellstrom, Y. Viouchkov, and D. C. Larbalestier, "A study of the local variation of the critical current in Ag-alloy clad, round wire Bi₂Sr₂CaCu₂O_{8+x} multi-layer solenoids," *Supercond. Sci. Technol.*, vol. 25, 115015, 2012.
- [8] T. Shen, J. Jiang, F. Kametani, U. P. Trociewitz, D. C. Larbalestier, J. Schwartz, E. E. Hellstrom, "Filament to filament bridging and its influence on developing high critical current density in multifilamentary Bi₂Sr₂CaCu₂O_x round wires," *Supercond. Sci. Technol.* vol. 23, 025009, 2010.
- [9] A. Malagoli, F. Kametani, J. Jiang, U. P. Trociewitz, E. E. Hellstrom and D. C. Larbalestier, "Evidence for long range movement of Bi-2212 within the filament bundle on melting and its significant effect on J_c ," 2011, *Supercond. Sci. Technol.* vol. 24, 075016, 2011.
- [10] F. Kametani, T. Shen, J. Jiang, C. Scheuerlein, A. Malagoli, M. Di Michiel, Y. Huang, H. Miao, J. A. Parrell, E. E. Hellstrom and D. C. Larbalestier, "Bubble formation within filaments of melt-processed Bi2212 wires and its strongly negative effect on the critical current density," *Supercond. Sci. Technol.* vol. 24, 075009, 2011.
- [11] C. Scheuerlein, M. Di Michiel, M. Scheel, J. Jiang, F. Kametani, A. Malagoli, E. E. Hellstrom and D. C. Larbalestier, "Void and phase evolution during the processing of Bi-2212 superconducting wires monitored by combined fast synchrotron micro-tomography and x-ray diffraction," *Supercond. Sci. Technol.* vol. 24, 115004, 2011.
- [12] A. Malagoli, P. J. Lee, A. Ghosh, C. Scheuerlein, M. Di Michiel, J. Jiang, U. P. Trociewitz, E. E. Hellstrom and D. C. Larbalestier, to be published.
- [13] T. Kuroda, Y. Tanaka, K. Togano, Y. Suga, T. Sakamoto, Y. Abe, K. Miura, T. Yanagiya, and M. Ishizuka, "Critical current densities of AgCu-sheathed Bi-2212 multifilamentary round wires in long length," *Physica C*, vol. 357-360, Part 2, pp. 1098-1101, 2001.
- [14] M. Karuna, J. A. Parrell, D. C. Larbalestier, "Study of powder density, Ag:superconductor ratio, and microhardness of BSCCO-2212 Ag-sheathed wires and tapes during wire drawing and rolling," *IEEE Trans. Appl. Supercond.* vol. 5, pp. 1279-1282, 1995.
- [15] P. Kovac, I. Husek, L. Kopera, "Application of two-axial rolling for multicore Bi(2223)/Ag tapes," *Supercond. Sci. Technol.* vol. 10 (12), pp. 982-986, Dec. 1997.
- [16] G. Witz, E. Walker, M. Dhallo, R. Passerini, N. Musolino, C. Beneduce, X. D. Su, F. Marti, R. Flukiger, "Two axial rolling of Bi,Pb(2223) tapes under longitudinal stress," *Physica C* vol. 357, pp. 1119-1122, Aug. 2001.
- [17] P. Kovac, Y. B. Huang, I. Husek, D. M. Spiller, P. Bukva, "The effect of intermediate deformation by eccentric rolling on the J(c)(B) performance of multicore Bi-2223/Ag tapes," *Physica C* vol. 356 (1-2), pp. 53-61, July 2001.
- [18] A. N. Iyer, S. Salib, C. Vipulanandan, K. Salama, U. Balachandran, "Phase development and critical current density of Bi-2223 tapes fabricated by groove rolling," *Supercond. Sci. Technol.*, vol. 12, pp. 436-441, 1999.
- [19] F. Marti, Y. B. Huang, G. Witz, R. Passerini, M. Dhallo, E. Giannini, E. Bellingeri, E. Walker, R. Flukiger, G. Grasso, "Improved J_c of multifilamentary Bi,Pb(2223)/Ag tapes by periodic pressing," *IEEE Trans. Appl. Supercond.*, vol. 9 (2), pp. 2521-2524, June 1999.
- [20] R. Flukiger, M. S. A. Hossain, C. Senatore, M. Rindfleisch, "Improved transport properties and connectivity of in situ MgB₂ wires obtained by Cold High Pressure Densification (CHPD)," *Physica C*, vol. 471 (21-22), pp. 1119-1123, Nov. 2011.
- [21] J. L. Reeves, M. Polak, W. Zhang, E. E. Hellstrom, S. E. Babcock, D. C. Larbalestier, N. Inoue and M. Okada, "Overpressure Processing of Ag-sheathed Bi-2212 Tapes," *IEEE Trans. Appl. Supercond.* vol. 7, pp. 1541-1543, 1997.
- [22] J. L. Reeves, E. E. Hellstrom, V. Irizarry and B. Lehnndorff, "Effects of Overpressure Processing on Porosity in Ag-Sheathed Bi-2212 Multifilamentary Tapes with Various Geometries," *IEEE Trans. Appl. Supercond.* vol. 9, pp. 1836-1839, 1999.
- [23] Y. Yuan, J. Jiang, X. Y. Cai, D. C. Larbalestier, E. E. Hellstrom, Y. Huang and R. Parrella, "Significant enhanced critical current density in Ag-sheathed (Bi,Pb)₂Sr₂Ca₂Cu₂O_x composite conductors prepared by overpressure processing in final heat treatment," *Appl. Phys. Lett.*, vol. 84 (12), pp. 2127-2129, 2004.
- [24] E. E. Hellstrom, Y. Yuan, J. Jiang, X. Y. Cai, D. C. Larbalestier and Y. Huang, "Review of Overpressure Processing Ag-Sheathed (Bi,Pb)₂Sr₂Ca₂Cu₂O_{10-x} Wire," *Supercond. Sci. Technol.*, vol. 18, pp. S325-S331, 2005.
- [25] S. Kobayashi, T. Kato, K. Yamazaki, K. Ohkura, K. Fujino, J. Fujikami, E. Ueno, N. Ayai, M. Kikuchi, K. Hayashi, K. Sato, R. Hata, "Controlled Over Pressure Processing of Bi2223 Long Length Wires," *IEEE Trans. Appl. Supercond.* vol. 15, pp. 2534-2537, 2005.
- [26] J. Jiang, W. L. Starch, M. Hannion, F. Kametani, U. P. Trociewitz, E. E. Hellstrom and D. C. Larbalestier D C, "Doubled critical current density in Bi-2212 round wires by reduction of the residual bubble density," *Supercond. Sci. Technol.* vol. 24, 082001, 2011.
- [27] K. C. Goretti, J. L. Routbort, R. L. Thayer, J. P. Carroll, J. Wolfenstine, J. Kessler, J. Schwartz, "Deformation of Ag/1.2 at% Mg," *Physica C* vol. 265 (3-4), pp. 201-206, July 1996.
- [28] Z. Han, P. SkovHansen, T. Freltoft, "The mechanical deformation of superconducting BiSrCaCuO/Ag composites," *Supercond. Sci. Technol.* vol. 10 (6), pp. 371-387, June 1997.
- [29] H. Miao, Y. Huang, S. Hong, and J. A. Parrell, "Recent advances in Bi-2212 round wire performance for high field applications," Submitted to *IEEE Trans. Appl. Supercond.*
- [30] T. Shen, J. Jiang, F. Kametani, U. P. Trociewitz, D. C. Larbalestier, and E. E. Hellstrom, "Heat treatment control of Ag-Bi₂Sr₂CaCu₂O_x multifilamentary round wire: investigation of time in the melt," *Supercond. Sci. Technol.*, vol. 24, 115009, 2011.
- [31] J. Jiang, M. R. Matras, N. C. Craig, F. Kametani, P. J. Lee, U. P. Trociewitz, E. E. Hellstrom, and D. C. Larbalestier, to be published.