

Measurement of the ratio of differential cross sections
 $\sigma(p\bar{p} \rightarrow Z + b \text{ jet})/\sigma(p\bar{p} \rightarrow Z + \text{jet})$ in $p\bar{p}$ collisions at $\sqrt{s} = 1.96$ TeV

V.M. Abazov,³² B. Abbott,⁶⁸ B.S. Acharya,²⁶ M. Adams,⁴⁶ T. Adams,⁴⁴ G.D. Alexeev,³² G. Alkhalaf,³⁶
A. Alton^{a, 57} A. Askew,⁴⁴ S. Atkins,⁵⁵ K. Augsten,⁷ C. Avila,⁵ F. Badaud,¹⁰ L. Bagby,⁴⁵ B. Baldin,⁴⁵
D.V. Bandurin,⁴⁴ S. Banerjee,²⁶ E. Barberis,⁵⁶ P. Baringer,⁵³ J.F. Bartlett,⁴⁵ U. Bassler,¹⁵ V. Bazterra,⁴⁶
A. Bean,⁵³ M. Begalli,² L. Bellantoni,⁴⁵ S.B. Beri,²⁴ G. Bernardi,¹⁴ R. Bernhard,¹⁹ I. Bertram,³⁹ M. Besançon,¹⁵
R. Beuselinck,⁴⁰ P.C. Bhat,⁴⁵ S. Bhatia,⁵⁹ V. Bhatnagar,²⁴ G. Blazey,⁴⁷ S. Blessing,⁴⁴ K. Bloom,⁶⁰ A. Boehnlein,⁴⁵
D. Boline,⁶⁵ E.E. Boos,³⁴ G. Borissov,³⁹ A. Brandt,⁷¹ O. Brandt,²⁰ R. Brock,⁵⁸ A. Bross,⁴⁵ D. Brown,¹⁴ J. Brown,¹⁴
X.B. Bu,⁴⁵ M. Buehler,⁴⁵ V. Buescher,²¹ V. Bunichev,³⁴ S. Burdin,^{b, 39} C.P. Buszello,³⁸ E. Camacho-Pérez,²⁹
B.C.K. Casey,⁴⁵ H. Castilla-Valdez,²⁹ S. Caughron,⁵⁸ S. Chakrabarti,⁶⁵ D. Chakraborty,⁴⁷ K.M. Chan,⁵¹
A. Chandra,⁷³ E. Chapon,¹⁵ G. Chen,⁵³ S.W. Cho,²⁸ S. Choi,²⁸ B. Choudhary,²⁵ S. Cihangir,⁴⁵ D. Claes,⁶⁰
J. Clutter,⁵³ M. Cooke,⁴⁵ W.E. Cooper,⁴⁵ M. Corcoran,⁷³ F. Couderc,¹⁵ M.-C. Cousinou,¹² D. Cutts,⁷⁰ A. Das,⁴²
G. Davies,⁴⁰ S.J. de Jong,^{30,31} E. De La Cruz-Burelo,²⁹ F. Déliot,¹⁵ R. Demina,⁶⁴ D. Denisov,⁴⁵ S.P. Denisov,³⁵
S. Desai,⁴⁵ C. Deterre,^{d, 20} K. DeVaughan,⁶⁰ H.T. Diehl,⁴⁵ M. Diesburg,⁴⁵ P.F. Ding,⁴¹ A. Dominguez,⁶⁰
A. Dubey,²⁵ L.V. Dudko,³⁴ D. Duggan,⁶¹ A. Duperrin,¹² S. Dutt,²⁴ A. Dyshkant,⁴⁷ M. Eads,⁴⁷ D. Edmunds,⁵⁸
J. Ellison,⁴³ V.D. Elvira,⁴⁵ Y. Enari,¹⁴ H. Evans,⁴⁹ V.N. Evdokimov,³⁵ G. Facini,⁵⁶ L. Feng,⁴⁷ T. Ferbel,⁶⁴
F. Fiedler,²¹ F. Filthaut,^{30,31} W. Fisher,⁵⁸ H.E. Fisk,⁴⁵ M. Fortner,⁴⁷ H. Fox,³⁹ S. Fuess,⁴⁵ A. Garcia-Bellido,⁶⁴
J.A. García-González,²⁹ G.A. García-Guerra^{c, 29} V. Gavrilov,³³ W. Geng,^{12,58} C.E. Gerber,⁴⁶ Y. Gershtein,⁶¹
G. Ginther,^{45,64} G. Golovanov,³² P.D. Grannis,⁶⁵ S. Greder,¹⁶ H. Greenlee,⁴⁵ G. Grenier,¹⁷ Ph. Gris,¹⁰
J.-F. Grivaz,¹³ A. Grohsjean^{d, 15} S. Grünendahl,⁴⁵ M.W. Grünewald,²⁷ T. Guillemin,¹³ G. Gutierrez,⁴⁵
P. Gutierrez,⁶⁸ J. Haley,⁵⁶ L. Han,⁴ K. Harder,⁴¹ A. Harel,⁶⁴ J.M. Hauptman,⁵² J. Hays,⁴⁰ T. Head,⁴¹
T. Hebbeker,¹⁸ D. Hedin,⁴⁷ H. Hegab,⁶⁹ A.P. Heinson,⁴³ U. Heintz,⁷⁰ C. Hensel,²⁰ I. Heredia-De La Cruz,²⁹
K. Herner,⁵⁷ G. Hesketh^{f, 41} M.D. Hildreth,⁵¹ R. Hirosky,⁷⁴ T. Hoang,⁴⁴ J.D. Hobbs,⁶⁵ B. Hoeneisen,⁹ J. Hogan,⁷³
M. Hohlfeld,²¹ I. Howley,⁷¹ Z. Hubacek,^{7,15} V. Hynek,⁷ I. Iashvili,⁶³ Y. Ilchenko,⁷² R. Illingworth,⁴⁵ A.S. Ito,⁴⁵
S. Jabeen,⁷⁰ M. Jaffré,¹³ A. Jayasinghe,⁶⁸ M.S. Jeong,²⁸ R. Jesik,⁴⁰ P. Jiang,⁴ K. Johns,⁴² E. Johnson,⁵⁸
M. Johnson,⁴⁵ A. Jonckheere,⁴⁵ P. Jonsson,⁴⁰ J. Joshi,⁴³ A.W. Jung,⁴⁵ A. Juste,³⁷ E. Kajfasz,¹² D. Karmanov,³⁴
P.A. Kasper,⁴⁵ I. Katsanos,⁶⁰ R. Kehoe,⁷² S. Kermiche,¹² N. Khalatyan,⁴⁵ A. Khanov,⁶⁹ A. Kharchilava,⁶³
Y.N. Kharzhev,³² I. Kiselevich,³³ J.M. Kohli,²⁴ A.V. Kozelov,³⁵ J. Kraus,⁵⁹ A. Kumar,⁶³ A. Kupco,⁸ T. Kurča,¹⁷
V.A. Kuzmin,³⁴ S. Lammers,⁴⁹ G. Landsberg,⁷⁰ P. Lebrun,¹⁷ H.S. Lee,²⁸ S.W. Lee,⁵² W.M. Lee,⁴⁴ X. Lei,⁴²
J. Lellouch,¹⁴ D. Li,¹⁴ H. Li,⁷⁴ L. Li,⁴³ Q.Z. Li,⁴⁵ J.K. Lim,²⁸ D. Lincoln,⁴⁵ J. Linnemann,⁵⁸ V.V. Lipaev,³⁵
R. Lipton,⁴⁵ H. Liu,⁷² Y. Liu,⁴ A. Lobodenko,³⁶ M. Lokajicek,⁸ R. Lopes de Sa,⁶⁵ R. Luna-Garcia^{g, 29} A.L. Lyon,⁴⁵
A.K.A. Maciel,¹ R. Magaña-Villalba,²⁹ S. Malik,⁶⁰ V.L. Malyshev,³² Y. Maravin,⁵⁴ J. Martínez-Ortega,²⁹
R. McCarthy,⁶⁵ C.L. McGivern,⁴¹ M.M. Meijer,^{30,31} A. Melnitchouk,⁴⁵ D. Menezes,⁴⁷ P.G. Mercadante,³
M. Merkin,³⁴ A. Meyer,¹⁸ J. Meyer,²⁰ F. Miconi,¹⁶ N.K. Mondal,²⁶ M. Mulhearn,⁷⁴ E. Nagy,¹² M. Naimuddin,²⁵
M. Narain,⁷⁰ R. Nayyar,⁴² H.A. Neal,⁵⁷ J.P. Negret,⁵ P. Neustroev,³⁶ H.T. Nguyen,⁷⁴ T. Nunnemann,²²
J. Orduna,⁷³ N. Osman,¹² J. Osta,⁵¹ M. Padilla,⁴³ A. Pal,⁷¹ N. Parashar,⁵⁰ V. Parihar,⁷⁰ S.K. Park,²⁸
R. Partridge^{e, 70} N. Parua,⁴⁹ A. Patwa,⁶⁶ B. Penning,⁴⁵ M. Perfilov,³⁴ Y. Peters,²⁰ K. Petridis,⁴¹ G. Petrillo,⁶⁴
P. Pétrouff,¹³ M.-A. Pleier,⁶⁶ P.L.M. Podesta-Lerma^{h, 29} V.M. Podstavkov,⁴⁵ A.V. Popov,³⁵ M. Prewitt,⁷³ D. Price,⁴⁹
N. Prokopenko,³⁵ J. Qian,⁵⁷ A. Quadt,²⁰ B. Quinn,⁵⁹ M.S. Rangel,¹ K. Ranjan,²⁵ P.N. Ratoff,³⁹ I. Razumov,³⁵
P. Renkel,⁷² I. Ripp-Baudot,¹⁶ F. Rizatdinova,⁶⁹ M. Rominsky,⁴⁵ A. Ross,³⁹ C. Royon,¹⁵ P. Rubinov,⁴⁵ R. Ruchti,⁵¹
G. Sajot,¹¹ P. Salcido,⁴⁷ A. Sánchez-Hernández,²⁹ M.P. Sanders,²² A.S. Santos^{i, 1} G. Savage,⁴⁵ L. Sawyer,⁵⁵
T. Scanlon,⁴⁰ R.D. Schamberger,⁶⁵ Y. Scheglov,³⁶ H. Schellman,⁴⁸ C. Schwanenberger,⁴¹ R. Schwienhorst,⁵⁸
J. Sekaric,⁵³ H. Severini,⁶⁸ E. Shabalina,²⁰ V. Shary,¹⁵ S. Shaw,⁵⁸ A.A. Shchukin,³⁵ R.K. Shivpuri,²⁵ V. Simak,⁷
P. Skubic,⁶⁸ P. Slattery,⁶⁴ D. Smirnov,⁵¹ K.J. Smith,⁶³ G.R. Snow,⁶⁰ J. Snow,⁶⁷ S. Snyder,⁶⁶ S. Söldner-Rembold,⁴¹
L. Sonnenschein,¹⁸ K. Soustruznik,⁶ J. Stark,¹¹ D.A. Stoyanova,³⁵ M. Strauss,⁶⁸ L. Suter,⁴¹ P. Svoisky,⁶⁸
M. Titov,¹⁵ V.V. Tokmenin,³² Y.-T. Tsai,⁶⁴ D. Tsybychev,⁶⁵ B. Tuchming,¹⁵ C. Tully,⁶² L. Uvarov,³⁶ S. Uvarov,³⁶
S. Uzunyan,⁴⁷ R. Van Kooten,⁴⁹ W.M. van Leeuwen,³⁰ N. Varelas,⁴⁶ E.W. Varnes,⁴² I.A. Vasilyev,³⁵ P. Verdier,¹⁷
A.Y. Verkheev,³² L.S. Vertogradov,³² M. Verzocchi,⁴⁵ M. Vesterinen,⁴¹ D. Vilanova,¹⁵ P. Vokac,⁷ H.D. Wahl,⁴⁴
M.H.L.S. Wang,⁴⁵ J. Warchol,⁵¹ G. Watts,⁷⁵ M. Wayne,⁵¹ J. Weichert,²¹ L. Welty-Rieger,⁴⁸ A. White,⁷¹
D. Wicke,²³ M.R.J. Williams,³⁹ G.W. Wilson,⁵³ M. Wobisch,⁵⁵ D.R. Wood,⁵⁶ T.R. Wyatt,⁴¹ Y. Xie,⁴⁵

R. Yamada,⁴⁵ S. Yang,⁴ T. Yasuda,⁴⁵ Y.A. Yatsunenکو,³² W. Ye,⁶⁵ Z. Ye,⁴⁵ H. Yin,⁴⁵ K. Yip,⁶⁶ S.W. Youn,⁴⁵ J.M. Yu,⁵⁷ J. Zennamo,⁶³ T.G. Zhao,⁴¹ B. Zhou,⁵⁷ J. Zhu,⁵⁷ M. Zielinski,⁶⁴ D. Zieminska,⁴⁹ and L. Zivkovic¹⁴

(The D0 Collaboration*)

¹LAFEX, Centro Brasileiro de Pesquisas Físicas, Rio de Janeiro, Brazil

²Universidade do Estado do Rio de Janeiro, Rio de Janeiro, Brazil

³Universidade Federal do ABC, Santo André, Brazil

⁴University of Science and Technology of China, Hefei, People's Republic of China

⁵Universidad de los Andes, Bogotá, Colombia

⁶Charles University, Faculty of Mathematics and Physics,
Center for Particle Physics, Prague, Czech Republic

⁷Czech Technical University in Prague, Prague, Czech Republic

⁸Center for Particle Physics, Institute of Physics,
Academy of Sciences of the Czech Republic, Prague, Czech Republic

⁹Universidad San Francisco de Quito, Quito, Ecuador

¹⁰LPC, Université Blaise Pascal, CNRS/IN2P3, Clermont, France

¹¹LPSC, Université Joseph Fourier Grenoble 1, CNRS/IN2P3,
Institut National Polytechnique de Grenoble, Grenoble, France

¹²CPPM, Aix-Marseille Université, CNRS/IN2P3, Marseille, France

¹³LAL, Université Paris-Sud, CNRS/IN2P3, Orsay, France

¹⁴LPNHE, Universités Paris VI and VII, CNRS/IN2P3, Paris, France

¹⁵CEA, Irfu, SPP, Saclay, France

¹⁶IPHC, Université de Strasbourg, CNRS/IN2P3, Strasbourg, France

¹⁷IPNL, Université Lyon 1, CNRS/IN2P3, Villeurbanne, France and Université de Lyon, Lyon, France

¹⁸III. Physikalisches Institut A, RWTH Aachen University, Aachen, Germany

¹⁹Physikalisches Institut, Universität Freiburg, Freiburg, Germany

²⁰II. Physikalisches Institut, Georg-August-Universität Göttingen, Göttingen, Germany

²¹Institut für Physik, Universität Mainz, Mainz, Germany

²²Ludwig-Maximilians-Universität München, München, Germany

²³Fachbereich Physik, Bergische Universität Wuppertal, Wuppertal, Germany

²⁴Panjab University, Chandigarh, India

²⁵Delhi University, Delhi, India

²⁶Tata Institute of Fundamental Research, Mumbai, India

²⁷University College Dublin, Dublin, Ireland

²⁸Korea Detector Laboratory, Korea University, Seoul, Korea

²⁹CINVESTAV, Mexico City, Mexico

³⁰Nikhef, Science Park, Amsterdam, the Netherlands

³¹Radboud University Nijmegen, Nijmegen, the Netherlands

³²Joint Institute for Nuclear Research, Dubna, Russia

³³Institute for Theoretical and Experimental Physics, Moscow, Russia

³⁴Moscow State University, Moscow, Russia

³⁵Institute for High Energy Physics, Protvino, Russia

³⁶Petersburg Nuclear Physics Institute, St. Petersburg, Russia

³⁷Institució Catalana de Recerca i Estudis Avançats (ICREA) and Institut de Física d'Altes Energies (IFAE), Barcelona, Spain

³⁸Uppsala University, Uppsala, Sweden

³⁹Lancaster University, Lancaster LA1 4YB, United Kingdom

⁴⁰Imperial College London, London SW7 2AZ, United Kingdom

⁴¹The University of Manchester, Manchester M13 9PL, United Kingdom

⁴²University of Arizona, Tucson, Arizona 85721, USA

⁴³University of California Riverside, Riverside, California 92521, USA

⁴⁴Florida State University, Tallahassee, Florida 32306, USA

⁴⁵Fermi National Accelerator Laboratory, Batavia, Illinois 60510, USA

⁴⁶University of Illinois at Chicago, Chicago, Illinois 60607, USA

⁴⁷Northern Illinois University, DeKalb, Illinois 60115, USA

⁴⁸Northwestern University, Evanston, Illinois 60208, USA

⁴⁹Indiana University, Bloomington, Indiana 47405, USA

⁵⁰Purdue University Calumet, Hammond, Indiana 46323, USA

⁵¹University of Notre Dame, Notre Dame, Indiana 46556, USA

⁵²Iowa State University, Ames, Iowa 50011, USA

⁵³University of Kansas, Lawrence, Kansas 66045, USA

⁵⁴Kansas State University, Manhattan, Kansas 66506, USA

⁵⁵Louisiana Tech University, Ruston, Louisiana 71272, USA

⁵⁶Northeastern University, Boston, Massachusetts 02115, USA

⁵⁷University of Michigan, Ann Arbor, Michigan 48109, USA

⁵⁸Michigan State University, East Lansing, Michigan 48824, USA

⁵⁹University of Mississippi, University, Mississippi 38677, USA

⁶⁰University of Nebraska, Lincoln, Nebraska 68588, USA

⁶¹Rutgers University, Piscataway, New Jersey 08855, USA

⁶²Princeton University, Princeton, New Jersey 08544, USA

⁶³State University of New York, Buffalo, New York 14260, USA

⁶⁴University of Rochester, Rochester, New York 14627, USA

⁶⁵State University of New York, Stony Brook, New York 11794, USA

⁶⁶Brookhaven National Laboratory, Upton, New York 11973, USA

⁶⁷Langston University, Langston, Oklahoma 73050, USA

⁶⁸University of Oklahoma, Norman, Oklahoma 73019, USA

⁶⁹Oklahoma State University, Stillwater, Oklahoma 74078, USA

⁷⁰Brown University, Providence, Rhode Island 02912, USA

⁷¹University of Texas, Arlington, Texas 76019, USA

⁷²Southern Methodist University, Dallas, Texas 75275, USA

⁷³Rice University, Houston, Texas 77005, USA

⁷⁴University of Virginia, Charlottesville, Virginia 22904, USA

⁷⁵University of Washington, Seattle, Washington 98195, USA

(Dated: January 10, 2013)

We measure the ratio of cross sections, $\sigma(p\bar{p} \rightarrow Z + b \text{ jet})/\sigma(p\bar{p} \rightarrow Z + \text{jet})$, for associated production of a Z boson with at least one jet. The ratio is also measured as a function of the Z boson transverse momentum, jet transverse momentum, jet pseudorapidity, and the azimuthal angle between the Z boson with respect to the highest p_T b tagged jet. These measurements use data collected by the D0 experiment in Run II of Fermilab's Tevatron $p\bar{p}$ Collider at a center-of-mass energy of 1.96 TeV, and correspond to an integrated luminosity of 9.7 fb^{-1} . The results are compared to predictions from next-to-leading order calculations and various Monte Carlo event generators.

PACS numbers: 12.38.Qk, 13.85.Qk, 14.65.Fy, 14.70.Hp

Studies of Z boson production in association with jets from b quarks, or b jets, provide important tests of the predictions of perturbative quantum chromodynamics (pQCD) [1]. A good theoretical description of this process is essential since it forms a major background for a variety of physics processes, including the standard model (SM) Higgs boson production in association with a Z boson, $ZH(H \rightarrow b\bar{b})$ [2], and searches for supersymmetric partners of the b quark [3]. Furthermore, $Z + b$ jet production can serve as a reference process for a non-SM Higgs boson (h) produced in association with a b quark. Two different approaches are currently available to calculate Z or h boson production in association with a b quark at next-to-leading order (NLO) [1, 4]. They yield consistent results within theoretical uncertainties [5].

The ratio of $Z + b$ jet to $Z + \text{jet}$ production cross sections, for events with one or more jets, has been previously measured by the CDF [6, 7] and D0 [8, 9] collaborations using a fraction of the Run II data. The ATLAS [10] and CMS [11] collaborations have also examined $Z + b$ jet production at $\sqrt{s} = 7 \text{ TeV}$. The results

obtained by the experiments agree, within experimental uncertainties, with the theoretical predictions.

The current measurement is based on the complete Run II data sample collected by the D0 experiment [12] at Fermilab's Tevatron $p\bar{p}$ collider running with a center-of-mass energy of $\sqrt{s} = 1.96 \text{ TeV}$, and corresponds to an integrated luminosity of 9.7 fb^{-1} . The enlarged data sample enables the measurement of the cross section ratio, $\sigma(Z + b \text{ jet})/\sigma(Z + \text{jet})$, to be performed differentially as a function of various kinematic variables. The Z bosons are required to decay to pairs of leptons, $\mu\mu$ or ee , which pass at least one of the single electron or muon triggers. For our off-line event selection, the triggers have an efficiency of approximately 100% for $Z \rightarrow ee$ and more than 78% for $Z \rightarrow \mu\mu$ decays depending on the transverse momentum of the muon. The $Z + \text{jet}$ sample requires the presence of at least one jet in the event, while the $Z + b$ jet sample requires at least one b -jet candidate, selected using a b -tagging algorithm [13]. The measurement of the ratio of cross sections benefits from nearly complete cancellation of several systematic uncertainties such as those associated with the identification of leptons, jets, measurement of the luminosity, etc., and therefore allows for a more precise comparison of data with various theoretical predictions.

This analysis relies on all components of the D0 detector: tracking systems, liquid-argon sampling calorimeter, muon systems, and the ability to identify secondary vertices [12]. The silicon microstrip tracker (SMT) allows for precise reconstruction of the primary $p\bar{p}$ interaction

*with visitors from ^aAugustana College, Sioux Falls, SD, USA, ^bThe University of Liverpool, Liverpool, UK, ^cUPIITA-IPN, Mexico City, Mexico, ^dDESY, Hamburg, Germany, ^eSLAC, Menlo Park, CA, USA, ^fUniversity College London, London, UK, ^gCentro de Investigacion en Computacion - IPN, Mexico City, Mexico, ^hEFCM, Universidad Autonoma de Sinaloa, Culiacán, Mexico and ⁱUniversidade Estadual Paulista, São Paulo, Brazil.

vertex [14] and secondary vertices. It also enables an accurate determination of the impact parameter, defined as a distance of closest approach of a track to the interaction vertex. The impact parameter measurements of tracks, along with the secondary vertices, are important inputs to the b -tagging algorithm. A detailed description of the D0 detector can be found elsewhere [12].

An event is selected if it contains a $p\bar{p}$ interaction vertex, built from at least three tracks, located within 60 cm of the center of the D0 detector along the beam axis. The selected events must also contain a Z boson candidate with a dilepton invariant mass $70 < M_{\ell\ell} < 110$ GeV ($\ell = e, \mu$).

Dielectron (ee) events are required to have two electrons of transverse momentum $p_T > 15$ GeV identified through electromagnetic (EM) showers in the calorimeter. The showers must have more than 90% of their energy deposited in the EM calorimeter, be isolated from other energy depositions, and have a transverse and longitudinal profile consistent with that expected for an electron. At least one electron must be identified in the central calorimeter (CC), within a pseudorapidity [15] region $|\eta| < 1.1$, and a second electron either in the CC or the endcap calorimeters, $1.5 < |\eta| < 2.5$. Electron candidates in the CC region are also required to match central tracks or have a pattern of hits consistent with the passage of an electron through the central tracker. There is no requirement on the charge of the selected electrons.

Dimuon ($\mu\mu$) events are required to have two oppositely charged muons detected in the muon spectrometer that are matched to central tracks with $p_T > 10$ GeV and $|\eta| < 2$. At least one muon is required to have $p_T > 15$ GeV. These muons must pass a combined tracking and calorimeter isolation requirement. Muons originating from cosmic rays are rejected by applying timing criteria using the hits in the scintillator layers and by limiting the measured displacement of the muon track with respect to the $p\bar{p}$ interaction vertex.

A total of 1,249,911 Z boson candidate events are retained in the combined ee and $\mu\mu$ channels with the above criteria. The Z + jet sample is then selected by requiring at least one jet in the event with a corrected $p_T^{\text{jet}} > 20$ GeV and $|\eta^{\text{jet}}| < 2.5$. Jets are reconstructed from energy deposits in the calorimeter using an iterative midpoint cone algorithm [16] with a cone of radius $\Delta R = \sqrt{(\Delta\varphi)^2 + (\Delta y)^2} = 0.5$ where φ is the azimuthal angle and y is the rapidity. Jet energy is corrected for detector response, the presence of noise, multiple $p\bar{p}$ interactions, and energy deposited outside of the jet cone used for reconstruction [17].

To suppress background from top quark production, events are rejected if the missing transverse energy is larger than 60 GeV, reducing the $t\bar{t}$ contamination by a factor of two. These selection criteria retain an inclusive sample of 176,498 Z + jet event candidates in the combined ee and $\mu\mu$ channel.

Processes such as diboson (WW , WZ , ZZ) production can contribute to the background when two lep-

tons are reconstructed in the final state. Inclusive diboson production is simulated with the PYTHIA [18] Monte Carlo (MC) event generator. The Z + jet, including heavy flavor jets, and $t\bar{t}$ events are modeled by ALPGEN [19], which generates hard sub-processes including higher order QCD tree level matrix elements, interfaced with PYTHIA for parton showering and hadronization. The CTEQ6L1 [20] parton distribution functions (PDFs) are used in all simulations. The cross sections of the simulated samples are then scaled to the corresponding higher order theoretical calculations. For the diboson and Z + jet processes, including the $Z + b\bar{b}$ signal process and $Z + c\bar{c}$ production, next-to-leading order (NLO) cross section predictions are taken from MCFM [21]. The $t\bar{t}$ cross section is determined from approximate next-to-NLO calculations [22]. To improve the modeling of the p_T distribution of the Z boson, simulated Z + jet events are also reweighted to be consistent with the measured p_T spectrum of Z bosons observed in data [23].

These generated samples are processed through a detailed detector simulation based on GEANT [24]. To model the effects of detector noise and pile-up events, collider data from random beam crossings are superimposed on simulated events. These events are then reconstructed using the same algorithms as used for data. Scale factors, determined from data using independent samples, are applied to account for differences in reconstruction efficiency between data and simulation. The energies of simulated jets are corrected, based on their flavor, to reproduce the resolution and energy scale observed in data [17]. In the following, light-quark flavor (u, d, s) and gluon jets are referred to as “light jets” or “LF”.

The background contribution from multijet instrumental background events, in which jets are misidentified as leptons, is evaluated from data. This is performed using a multijet-enriched sample of events that pass all selection criteria except for some of the lepton quality requirements. In the case of electrons, the multijet sample is obtained by inverting the shower shape requirement and relaxing other electron identification criteria, while for the muon channel, the multijet sample consists of events with muon candidates that fail the isolation requirements. The normalization of the multijet background is determined from a simultaneous fit to the dilepton invariant mass distributions in different jet multiplicity bins. Figure 1 shows the leading (in p_T) jet p_T distributions compared to the expectations from various processes. The dominant contribution comes from Z +light jet production. The background fraction in the ee channel is about 9.6%, and is dominated by multijet production. The muon channel has a higher purity with a background fraction of less than 1.3%.

This analysis employs a two-step procedure to determine the b quark content of jets in the selected events. First, a b -tagging algorithm is applied to jets to select a sample of Z + jet events that is enriched in heavy flavor jets. After b tagging, the relative light, charm, and b

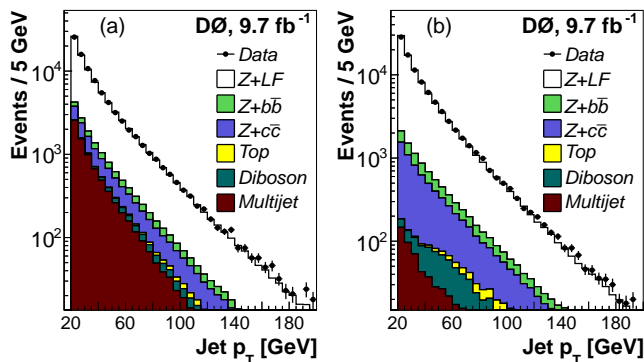


FIG. 1: (color online) The leading jet p_T in the (a) $Z \rightarrow ee$ and (b) $Z \rightarrow \mu\mu$ channels for data and background in events with a Z boson candidate and at least one jet before b tagging is applied.

quark content is extracted by fitting templates built from a dedicated discriminant that provides an optimized separation between the three components.

Jets considered for b -tagging are subject to a preselection requirement, called taggability, to decouple the intrinsic performance of the b jet tagging algorithm from effects related to track reconstruction efficiency. For this purpose, the jet is required to have at least two associated tracks with $p_T > 0.5$ GeV, the leading track must have $p_T > 1$ GeV, and each track must have at least one SMT hit. This requirement has a typical efficiency of 90% per b jet.

The b -tagging algorithm is based on a multivariate analysis (MVA) technique [25]. This algorithm, MVA_{bl} , discriminates b -like jets from light-flavor-like jets utilizing the relatively long lifetime of the b hadrons when compared to their lighter counterparts [13]. Events with at least one jet tagged by this algorithm are considered.

The MVA_{bl} discriminant combines various properties of the jet and associated tracks to create a continuous output that tends towards unity for b jets and zero for light jets. Inputs include the number of secondary vertices and the charge track multiplicity, invariant mass of the secondary vertex (M_{SV}), decay length and impact parameter of secondary vertices, the charged tracks associated with them, and the Jet Lifetime Probability (JLIP), which is the probability that tracks associated with the jet originate from the interaction vertex [13]. Events are retained for further analysis if they contain at least one jet with an MVA_{bl} output greater than 0.1. After these requirements, 8,042 $Z + \text{jet}$ events are selected with at least one b -tagged jet, where only the highest p_T tagged jet is examined in the analysis. The efficiency for tagging b , c , and light jets are approximately 58.5%, 19.8%, and 2.41%, respectively. The resulting background contamination from diboson, multijet, and top production after b -tagging, for the electron and muon channels are 10.0% and 3.6%, respectively.

To determine the fraction of events with b , c and light

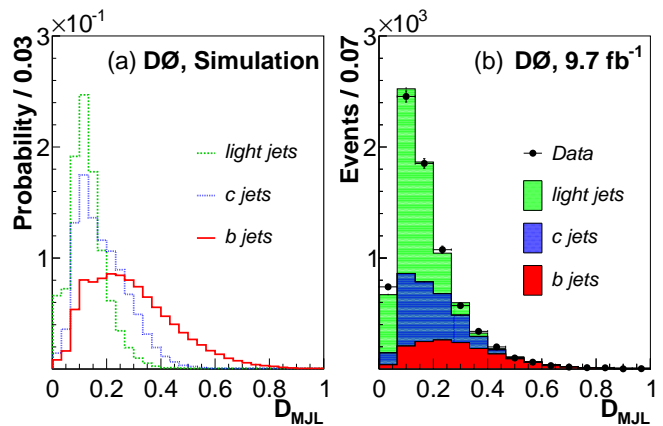


FIG. 2: (color online) (a) The probability densities of the D_{MJL} discriminant for b , c , and light jets passing the b tagging requirements, normalized to unity. These templates are taken from MC simulations. (b) The D_{MJL} discriminant distribution of events in the combined sample. The distributions of the b , c , and light jets are normalized by the fractions found from the fit.

jets, a dedicated discriminant, D_{MJL} , is employed [9, 26]. It is a combination of the two most discriminating MVA_{bl} inputs, M_{SV} and JLIP. Figure 2(a) shows the D_{MJL} distributions (templates) obtained from simulations of all three considered jet flavors that pass the b -tagging requirement.

To measure the fraction of events with different jet flavors in the selected sample, we perform a binned maximum likelihood fit to the D_{MJL} distribution in data using the b , c , and light flavor jet templates. Before the fit, all background contributions estimated after the MVA_{bl} requirement, i.e., multijet, diboson and $t\bar{t}$ production, are subtracted from the data leaving 3,576 and 3,921 $Z + \text{jet}$ events in the ee and $\mu\mu$ channels, respectively. Next, we measure the jet-flavor fractions in the dielectron and dimuon samples separately, yielding the b jet flavor fractions of 0.198 ± 0.019 (stat.) and 0.215 ± 0.016 (stat.), respectively. Since these measurements are in agreement within their statistical uncertainties, we combine the two samples to increase the statistical power of the fit for individual jet flavors. The measured fraction of b jets in the combined sample is 0.207 ± 0.011 (stat.), the combined D_{MJL} distribution of the b -tagged data and the fitted templates for the b , c , and light jets are shown in Fig. 2(b).

The fraction of b jets measured in the heavy flavor enriched sample can now be combined with the corresponding acceptances for events to determine the ratio of cross sections using

$$\frac{\sigma(Z + b \text{ jet})}{\sigma(Z + \text{jet})} = \frac{N f_b}{N_{\text{incl}} \epsilon_{\text{tag}}^b} \times \frac{\mathcal{A}_{\text{incl}}}{\mathcal{A}_b}, \quad (1)$$

where N_{incl} is the total number of $Z + \text{jet}$ events before the tagging requirements, N is the number of $Z + \text{jet}$ events

used in the D_{MJL} fit, f_b is the extracted b jet fraction, and ϵ_{tag}^b is the overall selection efficiency of D_{MJL} for b jets which combines the efficiencies for taggability, MVA_{bl} discriminant and D_{MJL} selection. Both N_{incl} and N correspond to the number of events that remain after the contributions from non- $Z + \text{jet}$ processes have been subtracted from the data.

The detector acceptances for the inclusive jet sample ($\mathcal{A}_{\text{incl}}$) and b jets (\mathcal{A}_b) are determined from simulations in the kinematic region that satisfies the p_T and η requirements for leptons and jets. The resulting ratio of the two acceptances is measured to be $\mathcal{A}_{\text{incl}}/\mathcal{A}_b = 1.118 \pm 0.002$ (stat.). In this ratio, the effect of migration of events near the kinematic threshold, or between neighboring kinematic bins, due to the finite detector resolution is found to be negligibly small.

Using Eq. (1), the result for the ratio of the $Z + b$ jet cross section to the inclusive $Z + \text{jet}$ cross section in the combined $\mu\mu$ and ee channel is 0.0196 ± 0.0012 (stat.). In addition, the ratio $\sigma(Z + b \text{ jet})/\sigma(Z + \text{jet})$ of differential cross sections as a function of p_T^{jet} , η^{jet} , p_T^Z , and the azimuthal angle, $\Delta\varphi_{Z,\text{jet}}$, between the Z boson and the highest p_T jet in the event, is measured. In these ratios the kinematics of the highest p_T tagged jet from the heavy flavor enriched sample is used in the numerator, while the denominator of the ratio examines the kinematics of the highest p_T jet from the $Z + \text{jet}$ sample. The data are split into five bins for each variable such that the sample sizes allow for a stable fit with the D_{MJL} templates. The templates, in turn, are constructed individually for every bin in the distribution of each examined variable. The selected bin sizes along with the corresponding statistics of data events used in the fit are listed in Table I. In each case, all the quantities that enter into Eq. (1) are remeasured separately. A summary of the differential cross section ratio measurements can also be found in Table I.

Several systematic uncertainties cancel when the ratio $\sigma(Z + b \text{ jet})/\sigma(Z + \text{jet})$ is measured. These include uncertainties on the luminosity measurement, trigger, lepton, and jet reconstruction. The remaining uncertainties are estimated separately for the integrated result and in each bin of the differential distributions. For the integrated result, the largest systematic uncertainty of 5.3% is due to the b jet energy calibration; it comprises the uncertainties on the jet energy resolution and the jet energy scale. The next largest systematic uncertainty of 4.5% comes from the shape of the D_{MJL} templates used in the fit. The shape of the templates may be affected by the choice of the b quark fragmentation function [28], the background estimation, the difference in the shape of the light jet MC template and a template derived from a light jet enriched dijet data sample, the composition of the charm states used to determine the charm template shape [9], and the uncertainty from the fit itself. These effects are evaluated by varying the central values by the corresponding uncertainties, one at a time. The entire analysis chain has been checked for

TABLE I: Results for the ratio $\sigma(Z + b \text{ jet})/\sigma(Z + \text{jet})$ in bins of p_T^{jet} , p_T^Z , η^{jet} , and $\Delta\varphi_{Z,\text{jet}}$. Bin centers, shown in parentheses, are chosen using the prescription found in Ref. [27].

p_T^{jet} [GeV]	N	$\frac{\sigma(Z+b \text{ jet})}{\sigma(Z+\text{jet})}$	Statistical Uncertainty	Systematic Uncertainty
20 – 30 (25)	2920	0.0172	0.0014	0.0019
30 – 40 (35)	1669	0.0210	0.0020	0.0016
40 – 55 (47)	1358	0.0219	0.0022	0.0013
55 – 70 (62)	616	0.0236	0.0035	0.0026
70 – 200 (102)	915	0.0226	0.0042	0.0022
<hr/>				
p_T^Z [GeV]				
0 – 20 (12)	1066	0.0268	0.0028	0.0037
20 – 40 (32)	2818	0.0119	0.0010	0.0010
40 – 60 (50)	1925	0.0212	0.0019	0.0013
60 – 80 (68)	887	0.0218	0.0031	0.0013
80 – 200 (100)	789	0.0304	0.0050	0.0019
<hr/>				
η^{jet}				
0 – 0.25 (0.13)	1203	0.0139	0.0018	0.0010
0.25 – 0.5 (0.38)	1207	0.0172	0.0017	0.0011
0.5 – 1.0 (0.75)	2217	0.0213	0.0017	0.0017
1.0 – 1.5 (1.25)	1695	0.0202	0.0020	0.0022
1.5 – 2.5 (2.00)	1174	0.0161	0.0030	0.0023
<hr/>				
$\Delta\varphi_{Z,\text{jet}}$ [rad]				
0 – 2.5 (1.62)	1612	0.0339	0.0037	0.0030
2.5 – 2.75 (2.63)	957	0.0200	0.0027	0.0019
2.75 – 2.9 (2.83)	1155	0.0210	0.0025	0.0017
2.9 – 3.05 (2.98)	1937	0.0152	0.0015	0.0011
3.05 – 3.2 (3.13)	1834	0.0129	0.0014	0.0008

possible biases using a MC closure test and no systematic effects has been found. The other sources of uncertainty are due to the b jet identification efficiency (1.5%) and the choice of the MC event generator, ALPGEN or PYTHIA, for the detector acceptance evaluations (< 0.1%). For the integrated ratio measurement, these uncertainties, when summed in quadrature, result in a total systematic uncertainty of 7.1%. The corresponding total systematic uncertainties for the ratios of differential cross sections are listed in Table I. Finally, for the integrated $\sigma(Z + b \text{ jet})/\sigma(Z + \text{jet})$ ratio we obtain a value of 0.0196 ± 0.0012 (stat.) ± 0.0013 (syst.) which is in agreement with the previous D0 result of 0.0193 ± 0.0027 [9].

The measurements are compared to predictions from an NLO pQCD calculation and two leading order MC event generators, SHERPA [29] and ALPGEN. The NLO predictions are based on MCFM [1], version 5.6, with the MSTW2008 PDFs [30] and the renormalization and factorization scales set at $Q_R^2 = Q_F^2 = M_Z^2 + \sum(p_T^{\text{jet}})^2$. Here, M_Z is the Z boson mass and p_T^{jet} is the transverse momentum of the jet(s). The measurement above is in agreement with the NLO pQCD prediction of $0.0206_{-0.0013}^{+0.0022}$ [1], with corrections to account for non-perturbative effects estimated using ALPGEN+PYTHIA. Uncertainties on the theoretical predictions are evaluated by simultaneously changing the renormalization and factorization scales up or down by a factor of two.

Compared to an NLO calculation, SHERPA uses the

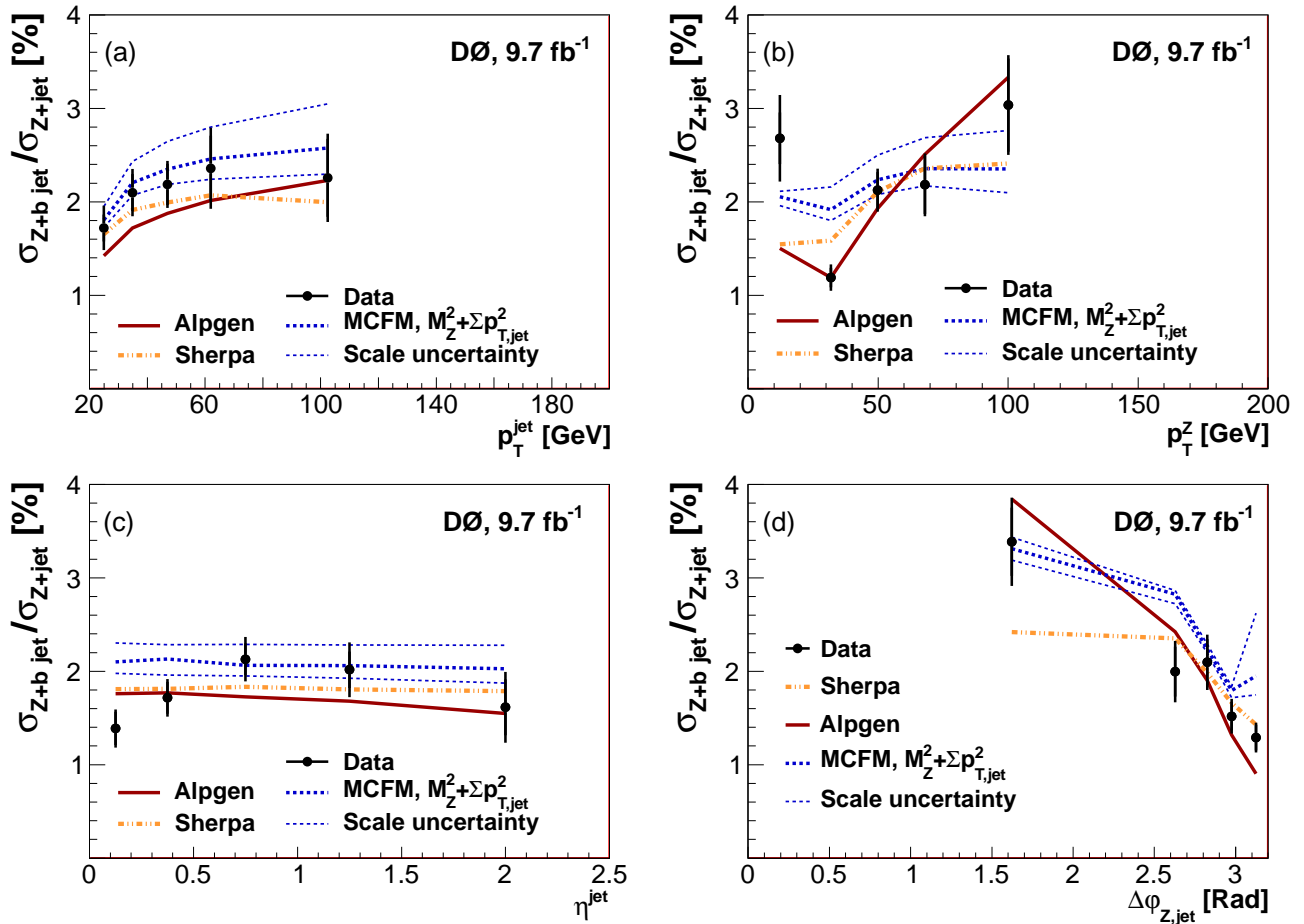


FIG. 3: (color online) Ratios of the differential cross sections (a) p_T^{jet} (b) p_T^Z (c) η^{jet} and (d) $\Delta\varphi_{Z,\text{jet}}$. The uncertainties on the data include statistical and systematic uncertainties added in quadrature. The data are compared to the prediction from ALPGEN, SHERPA, and the MCFM NLO calculation, where the band represents the variation of the renormalization and factorization scales up and down by a factor of two. Bin centers are chosen using the prescription found in Ref. [27].

CKKW matching scheme between the leading-order matrix element partons and the parton-shower jets following the prescription given in Ref. [31]. This effectively allows for a consistent combination of the matrix element and parton shower.

ALPGEN also generates multi-parton final states using tree-level matrix elements. When interfaced with PYTHIA, it employs an MLM scheme [32] to match matrix element partons with those after showering in PYTHIA, resulting in an improvement over leading-logarithmic accuracy.

The ratio of differential cross sections as a function of p_T^{jet} , p_T^Z , η^{jet} , and $\Delta\varphi_{Z,\text{jet}}$ are compared to predictions from MCFM, ALPGEN, and SHERPA in Fig. 3. None of the predictions can fully describe all the examined variables, except for the p_T^{jet} . Based on a χ^2 test we find that the dependence on the p_T^Z and $\Delta\varphi_{Z,\text{jet}}$ correlation are best described by ALPGEN and SHERPA, respectively. Overall the integrated result is best described by NLO predictions obtained with MCFM.

In summary, we have measured the ratio of integrated cross sections, $\sigma(p\bar{p} \rightarrow Z + b \text{ jet})/\sigma(p\bar{p} \rightarrow Z + \text{jet})$, as well as the ratio of the differential cross sections in bins of p_T^{jet} , p_T^Z , η^{jet} , and $\Delta\varphi_{Z,\text{jet}}$, for events with $Z \rightarrow \ell\ell$ ($\ell = e, \mu$) and at least one b jet in the final state. Measurements are based on the full data sample collected by the D0 experiment in Run II of the Tevatron, corresponding to an integrated luminosity of 9.7 fb^{-1} at a center-of-mass energy of 1.96 TeV. For jets with $p_T^{\text{jet}} > 20 \text{ GeV}$ and pseudorapidity $|\eta^{\text{jet}}| < 2.5$, the measured integrated ratio of 0.0196 ± 0.0012 (stat.) ± 0.0013 (syst.) is in agreement with NLO pQCD predictions. Results for the ratio of differential cross sections are also compared to predictions from two Monte Carlo event generators. None of the predictions provide a consistent description of all the examined variables.

Supplementary material is available in [33].

We thank the authors of Refs. [1, 5, 29] for valuable discussions, and the staffs at Fermilab, and collaborating

institutions, and acknowledge support from the DOE and NSF (USA); CEA and CNRS/IN2P3 (France); MON, NRC KI and RFBR (Russia); CNPq, FAPERJ, FAPESP and FUNDUNESP (Brazil); DAE and DST (India); Colciencias (Colombia); CONACyT (Mexico); NRF (Ko-

rea); FOM (The Netherlands); STFC and the Royal Society (United Kingdom); MSMT and GACR (Czech Republic); BMBF and DFG (Germany); SFI (Ireland); The Swedish Research Council (Sweden); and CAS and CNSF (China).

-
- [1] J. M. Campbell, R. K. Ellis, F. Maltoni, and S. Willenbrock, *Phys. Rev. D* **69**, 074021 (2004).
- [2] V. M. Abazov *et al.* (D0 Collaboration), *Phys. Rev. Lett.* **109**, 121803 (2012); T. Aaltonen *et al.* (CDF Collaboration), *Phys. Rev. Lett.* **109**, 111803 (2012).
- [3] V. M. Abazov *et al.* (D0 Collaboration), *Phys. Lett. B* **693**, 95 (2010); T. Aaltonen *et al.* (CDF Collaboration), *Phys. Rev. Lett.* **105**, 081802 (2010).
- [4] F. F. Cordero, L. Reina, and D. Wackerroth, *Phys. Rev. D* **78**, 074014 (2008).
- [5] S. Dawson, C. B. Jackson, L. Reina, and D. Wackerroth, *Modern Phys. Lett. A* **21**, 89 (2006).
- [6] T. Aaltonen *et al.* (CDF Collaboration), *Phys. Rev. D* **79**, 052008 (2009).
- [7] A. Abulencia *et al.* (CDF Collaboration), *Phys. Rev. D* **74**, 032008 (2006).
- [8] V. M. Abazov *et al.* (D0 Collaboration), *Phys. Rev. Lett.* **94**, 161801 (2005).
- [9] V. M. Abazov *et al.* (D0 Collaboration), *Phys. Rev. D* **83**, 031105 (2011).
- [10] G. Aad *et al.* (ATLAS Collaboration), *Phys. Lett. B* **706**, 295 (2012).
- [11] S. Chatrchyan *et al.* (CMS Collaboration), *JHEP* **1206**, 126 (2012).
- [12] V.M. Abazov *et al.* (D0 Collaboration), *Nucl. Instrum. Methods Phys. Res. A* **565**, 463 (2006); M. Abolins *et al.*, *Nucl. Instrum. Methods Phys. Res. A* **584**, 75 (2008); R. Angstadt *et al.*, *Nucl. Instrum. Methods Phys. Res. A* **622**, 298 (2010).
- [13] V. M. Abazov *et al.* (D0 Collaboration), *Nucl. Instrum. Methods Phys. Res. Sect. A* **620**, 490 (2010).
- [14] The primary $p\bar{p}$ interaction vertex is that found to be the most likely collision point, among possibly several collisions within a specific beam crossing, from which our selected objects emanate. The algorithm for defining it can be found in [13].
- [15] Pseudorapidity is defined as $\eta = -\ln[\tan(\theta/2)]$, with the polar angle θ measured relative to the proton beam direction.
- [16] G. C. Blazey *et al.*, arXiv:hep-ex/0005012.
- [17] V. M. Abazov *et al.* (D0 Collaboration), *Phys. Rev. D* **85**, 052006 (2012).
- [18] T. Sjöstrand, S. Mrenna, and P. Skands, *J. High Energy Phys.* **05**, 026 (2006). Version 6.409 with Tune A was used.
- [19] M. L. Mangano *et al.*, *J. High Energy Phys.* **07**, 001 (2003). Version 2.11 was used.
- [20] J. Pumplin *et al.*, *J. High Energy Phys.* **07**, 012 (2002).
- [21] J. M. Campbell and R. K. Ellis, *Phys. Rev. D* **60**, 113006 (1999); *ibid.* **62**, 114012 (2000); *ibid.* **65**, 113007 (2002).
- [22] U. Langenfeld, S. Moch, and P. Uwer, *Phys. Rev. D* **80**, 054009 (2009).
- [23] V. M. Abazov *et al.* (D0 Collaboration), *Phys. Rev. Lett.* **100**, 102002 (2008).
- [24] R. Brun and F. Carminati, CERN Program Library Long Writeup W5013 (1993).
- [25] A. Hoecker *et al.*, TMVA: Toolkit for Multivariate Data Analysis. PoS, ACAT:040, 2007.
- [26] V. M. Abazov *et al.* (D0 Collaboration), *Phys. Lett. B* **718**, 1314 (2013).
- [27] G.D. Lafferty, and T.R. Wyatt, *Nucl. Instrum. Methods Phys. Res. Sect. A* **355**, 541 (1995).
- [28] V. M. Abazov *et al.* (D0 Collaboration), *Phys. Rev. D* **84**, 032004 (2011).
- [29] T. Gleisberg *et al.*, *J. High Energy Phys.* **02**, 007 (2009).
- [30] A. D. Martin, W. J. Stirling, R. S. Thorne, and G. Watt, *Eur. Phys. J. C* **63**, 189 (2009).
- [31] S. Catani *et al.*, *J. High Energy Phys.* **11**, 063 (2001).
- [32] F. Caravaglios *et al.*, *Nucl. Phys. B* **539**, 215 (1999).
- [33] See supplementary material at XXX which provides a description of systematic uncertainties for differential measurements.