

I. INTRODUCTION

Determining the strange content of the nucleon has been a long-standing interest of nuclear and particle physicists. The scalar strange content of the nucleon can be related to kaon-nucleon scattering and phenomenologically to the possible condensation of kaons in dense nuclear environments [1, 2]. The strange content of the nucleon may also play an important role in the scattering of dark-matter particles off nuclei. The general low-energy coupling of dark matter to nuclei has recently been worked out systematically using low-energy effective field theory [3, 4]. The spin-independent coupling is the simplest and has hence received the most attention historically. The spin-independent elastic scattering of dark matter off a nucleon is proportional to the square of the scalar matrix elements $\langle N|m_q\bar{q}q|N\rangle$ for quarks of flavor q . [5–13]. There are no direct experimental means of measuring these matrix elements. The heavy quark $q = \{c, b, t\}$ matrix elements can be computed from perturbative QCD and are reasonably well known [14, 15]. The light quark $q = \{u, d\}$ matrix elements can be reasonably determined from πN scattering [16–18]. The scalar strange-quark matrix element presents the most theoretical challenge to determine reliably and has contributed one of the largest uncertainties in dark-matter detection experiments [5, 6, 8] (cancellations between different contributions to potential dark-matter–matter cross sections lead to even larger uncertainty than previously appreciated [12]). There have been estimates using baryon chiral perturbation theory and $SU(3)$ symmetry [19] as well as constraints with earlier lattice calculations [20]. For these reasons, there has been a resurgent interest in determining $m_s\langle N|\bar{s}s|N\rangle$ using lattice QCD, beginning with the work in Refs. [10, 21]. It is more common in the context of dark-matter searches to normalize this quantity by the nucleon mass,

$$f_s = \frac{m_s\langle N|\bar{s}s|N\rangle}{m_N}. \quad (1)$$

There are two typical approaches used to determine this quantity from lattice QCD. The scalar strange-quark matrix element can be directly computed or one can take advantage of the Feynman-Hellmann theorem;

$$m_s\langle N|\bar{s}s|N\rangle = m_s\frac{\partial m_N}{\partial m_s}. \quad (2)$$

Most groups use the direct method [22–28], one group uses a hybrid approach which involves elements of both methods [29, 30], and some groups use the Feynman-Hellmann method [21, 27, 31–36]. For a recent review of the scalar strange content of the nucleon, see Ref. [37].

The present work utilizes the Feynman-Hellmann theorem which has the following distinct advantages over the direct method: it is numerically less expensive and the ground state contributions to the two-point correlation functions can be significantly more reliably determined than plateaus in direct matrix element calculations with equal computing resources.

We begin by presenting details of our lattice calculation in Sec. II and then present the determination of $m_s\langle N|\bar{s}s|N\rangle$ in Sec. III. We have found a quantitative comparison of various lattice QCD calculations of this quantity lacking in the literature. Given its important phenomenological role, we were compelled to compile such a comparison, which we provide in Sec. IV, along with the results of the present work. While lattice calculations of f_s still need improvement, there is a welcoming consistency in the determination of this quantity from a wide variety of lattice calculations.

II. DETAILS OF THE LATTICE CALCULATION AND NUMERICAL RESULTS

The present work utilizes mixed-action lattice QCD calculations with domain-wall fermion [38–42] propagators computed on the $n_f = 2 + 1$ asqtad-improved [43, 44] rooted, staggered sea-quark configurations generated by the MILC Collaboration [45, 46], (with hypercubic-smear [47–50] gauge links to improve the chiral symmetry properties of the domain-wall propagators), a strategy initiated by the LHP Collaboration [51–56]. A principal motivation for this choice is the good chiral symmetry properties of the domain-wall action, while utilizing the less numerically expensive lattice configurations of the staggered action. It has been shown that the chiral symmetry properties of the valence domain-wall fermions highly suppresses sources of chiral symmetry breaking from the sea-quark action [57–60]. This has led to a number of important results, including a determination of the kaon bag parameter B_K [61]; the charmed and static baryon spectrum [62, 63]; charmed meson interactions with pions and kaons [64]; hyperon axial charges [65]; a number of results from the NPLQCD Collaboration including two-hadron scattering lengths [66–72]; multi-meson interactions, condensates and the three-pion interaction [73–75]; as well as a number of others [76–79]. There have been a few other choices for mixed actions all utilizing overlap [80, 81] valence-fermions on a variety of sea-quark configurations. These include Wilson sea-fermions [82], twisted-mass sea-fermions [83, 84], domain-wall sea fermions [85, 86], and HISQ sea fermions [87]. Mixed-action calculations are inherently unitarity violating with partially quenched effects only vanishing in the continuum limit. It is therefore imperative to compare numerical results with the scaling violations predicted from the mixed-action effective field theory [57–60, 88–97]. This has been undertaken to an exploratory extent with baryons [55, 98], but the only systematic studies have been with the a_0 correlator [93, 97], which is highly contaminated by the unitarity violating effects and a recent determination of low-energy constants in the two-flavor chiral Lagrangian for pions [99]. Despite the limited study of discretization effects, there are reasons to believe they are small for many quantities [55, 57–59, 100].

A. Parameters of the lattice QCD calculation

The present calculation utilizes the Feynman-Hellmann theorem to determine the scalar strange-quark matrix element in the nucleon, Eq. (2), limiting the work to a small set of available ensembles. Details of the various ensembles and parameters are collected in Table I. There are two sets of ensembles at the $b \approx 0.125$ fm lattice spacing with fixed light-quark mass and strange-quark masses that straddle the physical strange-quark mass. These are denoted by the sets $m_{sea} = \{\text{m010m030}, \text{m010m050}\}$ and $m_{sea} = \{\text{m030m030}, \text{m030m050}\}$, respectively.¹ On the $b \approx 0.09$ fm ensembles there are two sets, with fixed light quark mass and strange-quark masses straddling the physical strange-quark mass. In this work, preliminary results are presented only for one of these sets with $m_{sea} = \{\text{m0031m0186}, \text{m0031m031}\}$. The values of the domain-wall quark masses, the fifth-dimensional extent L_5 , and the domain-wall mass M_5 were taken from the NPLQCD production runs [99].

¹ The notation $m_{sea} = \text{m010m030}$ means the light quark has an input light quark mass value in lattice units of $bm_l = 0.010$ and the strange-quark input mass value is $bm_s = 0.030$.

TABLE I: Parameters used in the present work. For some of the calculations, the time direction was chopped at $t = 32$ with Dirichlet boundary conditions (denoted by volumes with $\times 32$). For the MILC configurations, the notation m010m030 (and similar) means the input quark mass values are $bm_l = 0.010$ and $bm_s = 0.030$ for the light and strange sea quarks respectively.

β	m_{sea}	V	M_5	L_5	bm_l^{dwf}	bm_l^{res}	bm_s^{dwf}	bm_s^{res}	$N_{src} \times N_{cfg}$
$b \approx 0.125$ fm ensembles									
6.75	m010m030	$20^3 \times 64$	1.7	16	0.0138	0.001564(03)	0.081	0.000892(2)	53×328
6.76	m010m050	$20^3 \times 64$	1.7	16	0.0138	0.001566(11)	0.081	0.000913(2)	4×656
6.76	m010m050	$20^3 \times 32$	1.7	16	0.0138	0.001552(27)	0.081	0.000913(2)	24×769
6.79	m030m030	$20^3 \times 64$	1.7	16	0.0478	0.001052(04)	0.081	0.000809(4)	30×367
6.81	m030m050	$20^3 \times 32$	1.7	16	0.0478	0.001013(06)	0.081	0.000862(7)	24×564
$b \approx 0.09$ fm ensembles									
7.08	m0031m0186	$40^3 \times 96$	1.5	12	0.0035	0.000431(3)	0.0423	0.000236(2)	1×356
7.08	m0031m031	$40^3 \times 96$	1.5	12	0.0035	0.000428(3)	0.0423	0.000233(2)	1×422

B. Results of the lattice calculation

The light- and strange-quark propagators were computed with a Gaussian-smear source [101, 102] and both smeared (SS) and point (PS) sinks. Correlation functions were then constructed with the quantum numbers of the pion and proton. The pion masses were determined with a fully correlated simultaneous fit to the SS and PS correlation functions, with a single cosh used for both correlators,

$$C_{(XS)}(t) \sim A_{(XS)} e^{-m_\pi T/2} \cosh(m_\pi(t - T/2)), \quad (3)$$

where $X = S, P$. In all cases, the configurations are binned until the statistical uncertainty of the extracted masses stopped changing appreciably. To determine the fitting systematic, the length of the time extent used in the fit and the starting time were varied over a wide range, with a minimum plateau length of ~ 0.5 fm. For each fit, the Q value is used as a weight, where

$$Q \equiv \int_{\chi^2_{min}}^{\infty} d\chi^2 \mathcal{P}(\chi^2, d), \quad (4)$$

with the probability distribution function for χ^2 with d degrees of freedom,

$$\mathcal{P}(\chi^2, d) = \frac{1}{2^{d/2} \Gamma(d/2)} (\chi^2)^{d/2-1} e^{-\chi^2/2}. \quad (5)$$

The central value is determined from the weighted sum,

$$\bar{m} = \frac{\sum_i m_i Q_i}{\sum_j Q_j}. \quad (6)$$

In many cases, the systematic is approximately Gaussian, and so the 16% and 84% quantiles are used to determine the systematic uncertainties.

The choice to use the Q values as weights is simply motivated. Q ranges from $[0, 1]$ with a value of 1 indicating the fit function and resulting parameters perfectly describe the

TABLE II: Computed pion and nucleon masses on the various ensembles. Additionally, the value of r_1/b used to convert to physical units is provided, obtained from Refs. [46, 103].

β	m_{sea}	V	bm_π	bm_N	$\frac{r_1}{b}(bm_i^{\text{phy}}, bm_s^{\text{phy}}, \beta)$
6.75	m010m030	$20^3 \times 64 \times 16$	0.22178(33) $_{(28)}^{(54)}$	0.7177(18) $_{(26)}^{(19)}$	2.711(4)
6.76	m010m050	$20^3 \times 64 \times 16$	0.22285(28) $_{(37)}^{(46)}$	–	2.739(3)
6.76	m010m050	$20^3 \times 32 \times 16$	–	0.7311(19) $_{(26)}^{(36)}$	2.739(3)
6.79	m030m030	$20^3 \times 64 \times 16$	0.37323(27)(20)	0.8653(17) $_{(33)}^{(27)}$	2.821(7)
6.81	m030m050	$20^3 \times 32 \times 16$	0.37493(26) $_{(11)}^{(24)}$	0.8740(18) $_{(32)}^{(36)}$	2.877(4)
7.06	m0031m0186	$40^3 \times 96 \times 12$	0.10192(38) $_{(55)}^{(59)}$	0.4621(64) $_{(85)}^{(99)}$	3.687(4)
7.08	m0031m031	$40^3 \times 96 \times 12$	0.10165(35) $_{(76)}^{(84)}$	0.4603(48) $_{(74)}^{(79)}$	3.755(4)

correlation function over the range of fit. It also allows one to compare fits with different model functions (e.g. single and double state fits). While not the only choice for determining a fitting systematic, it is a convenient and useful choice.

The results of these fits are plotted over a representative window in time along with cosh-style effective masses,

$$m_{eff}^{\cosh}(t, \tau) = \frac{1}{\tau} \cosh^{-1} \left(\frac{C(t + \tau) + C(t - \tau)}{C(t)} \right) \quad (7)$$

in Figs. 1 and 2. The (black) squares are from the PS correlation functions while the (colored) open circles are from the SS correlation functions. The right-side bar in each plot displays the mass probability distribution function determined from

$$\mathcal{P}_i(m) = \frac{Q_i}{\sum_j Q_j}. \quad (8)$$

In all plots, the inner (colored) band represents the statistical uncertainty in the fit while the outer band represents the statistical and fitting systematic added in quadrature. In the case of the $m_{sea} = \text{m030m050}$ ensemble, only results with Dirichlet boundary conditions in time are available. For this case, the correlation functions are fit simultaneously with a single exponential,

$$C_{(XS)}(t) \sim A_{(XS)} \exp(-m_\pi t), \quad (9)$$

and compared with the standard effective mass,

$$m_{eff}^{\ln}(t, \tau) = \frac{1}{\tau} \ln \left(\frac{C(t)}{C(t + \tau)} \right). \quad (10)$$

Clearly, in this case, the ability to explore the fitting systematic is more limited. For reasons discussed in Ref. [99], the dip in the effective mass is not believed to represent a lower ground state energy, but rather contaminations from the Dirichlet boundary condition. The results are collected in Table II.

The proton masses are trickier to determine as the signal-to-noise ratio decays exponentially in time [104],

$$\lim_{t \rightarrow \infty} \frac{S(t)}{N(t)} = A e^{-(m_N - \frac{3}{2}m_\pi)t}. \quad (11)$$

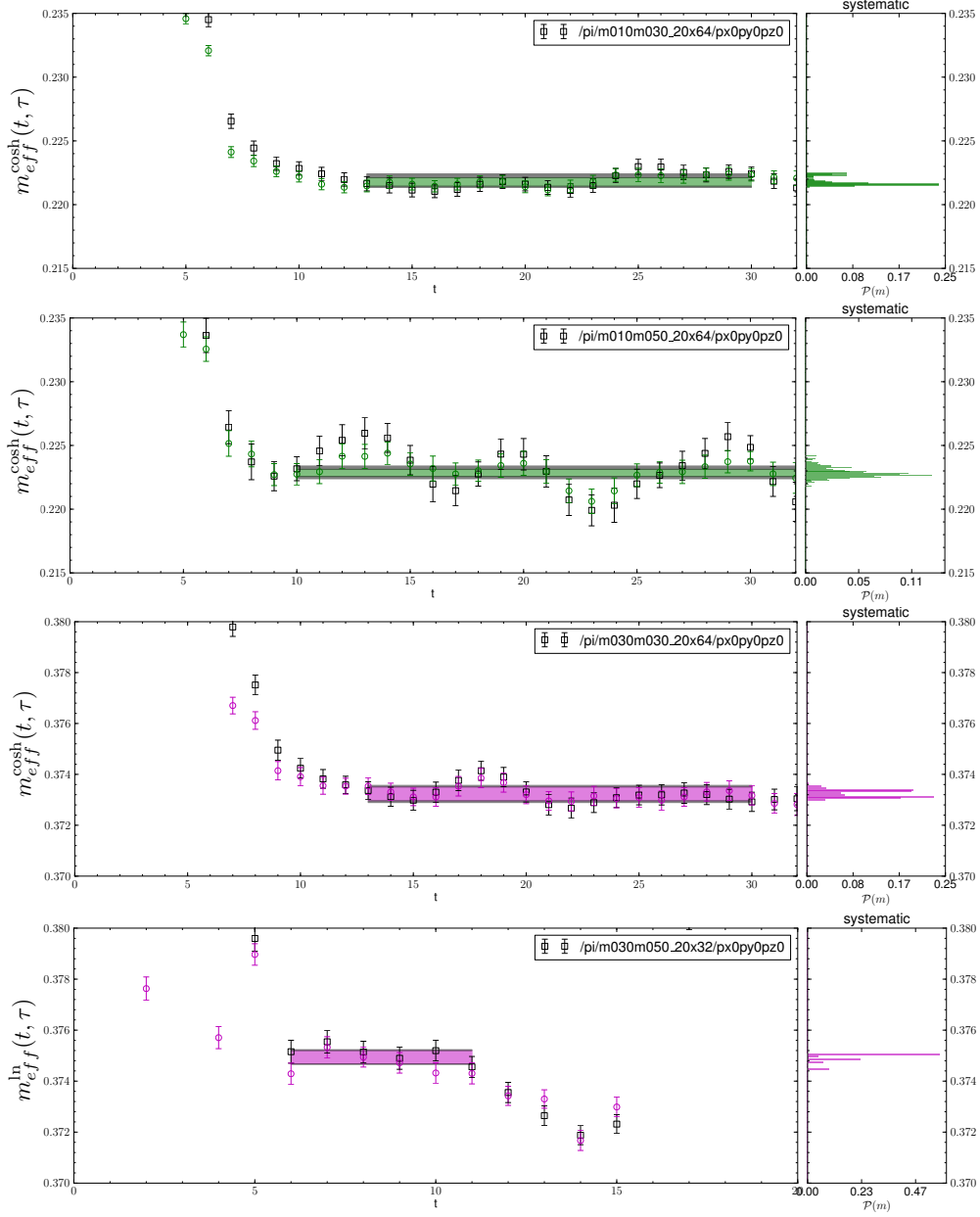


FIG. 1: Pion mass effective mass plots on the $b \approx 0.125$ fm ensembles.

The mass determined in a given fit from t_i to t_f is then susceptible to larger fitting systematics. It is not uncommon for the effective mass plateau to shift by order one standard deviation and form a new plateau, either higher or lower at times when the statistical fluctuations grow appreciably. It is therefore important to develop a systematic analysis algorithm that both takes advantage of the precise statistical fluctuations at early times while allowing for the possibility that the late-time fluctuations represent the true ground state. In Ref. [105], it was demonstrated that correlation functions determined with $\mathcal{O}(10^5)$ reasonably statistically independent sources on $\mathcal{O}(10^4)$ Monte Carlo trajectories, a variety of analysis methods could be used all producing consistent results. With fewer *measurements*, not all methods work as well. One technique which works better than others is the

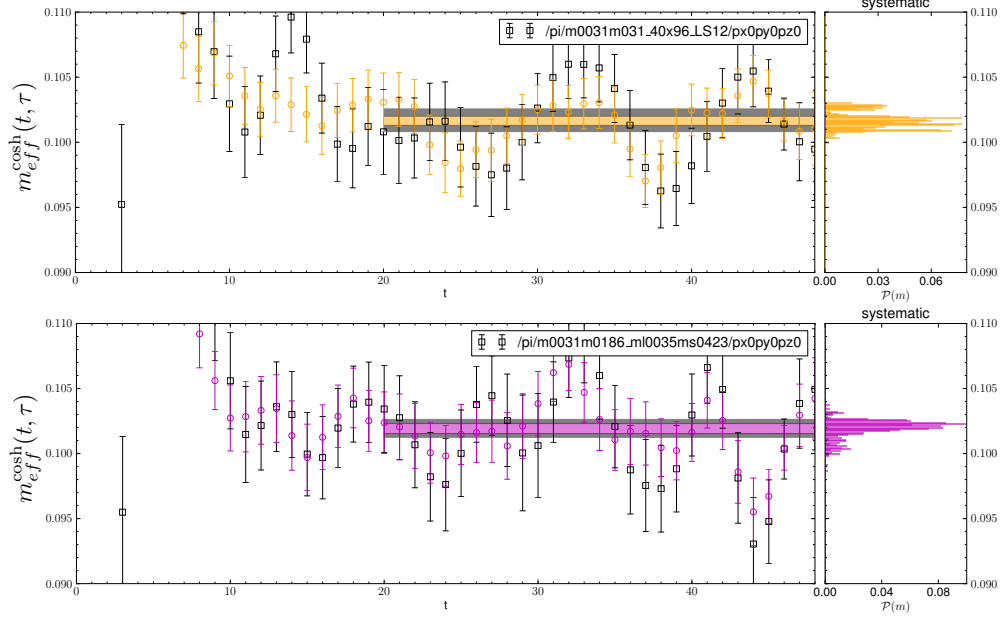


FIG. 2: Pion mass effective mass plots on the $b \approx 0.09$ fm ensembles.

Matrix-Prony method [106] (similar to the variational method which has gained popularity lately), as described in Refs. [105, 107]. The general idea is to find linear combinations of correlation functions which isolate various eigenstates and allow for a determination of the masses starting from earlier Euclidean times.

The Matrix-Prony method is well suited to matrices of correlation functions that are neither square nor positive-definite, as is often the case in lattice QCD calculations. One begins with the *ansatz* that the (vector) of correlation functions can be described with a transfer matrix,

$$y(t + \tau) = \hat{T}(\tau)y(t), \quad (12)$$

where in our case $y(t)$ is composed of just two correlation functions,

$$y(t) = \begin{pmatrix} C_{PS}(t) \\ C_{SS}(t) \end{pmatrix}. \quad (13)$$

It is useful to factorize the transfer operator $\hat{T}(\tau) = M^{-1}(\tau)V$ and multiply on the right by the transpose vector to form the matrix equation,

$$M(\tau)y(t + \tau)y^T(t) = Vy(t)y^T(t). \quad (14)$$

To be useful, Eq. (12) must be satisfied over a range of time,

$$M(\tau) \sum_{t=t_0}^{t_0+\Delta t} y(t + \tau)y^T(t) = V \sum_{t=t_0}^{t_0+\Delta t} y(t)y^T(t). \quad (15)$$

A solution to Eq. (15) is given by

$$M(\tau) = \left(\sum_{t=t_0}^{t_0+\Delta t} y(t + \tau)y^T(t) \right)^{-1}, \quad V = \left(\sum_{t=t_0}^{t_0+\Delta t} y(t)y^T(t) \right)^{-1}. \quad (16)$$

In order to guarantee the inverse can be found, enough times must be summed over to ensure the corresponding matrices are of full rank. One then solves the eigenvalue equation for the principal correlators,

$$\hat{T}(\tau)q_n = (\lambda_n)^\tau q_n, \quad \text{with } \lambda_n = e^{-E_n}. \quad (17)$$

A point that differentiates the Matrix-Prony method from other variational methods is the sum over time slices in Eq. (15). Most variational methods pick a reference time at which to perform the diagonalization of the correlation functions, whereas with Matrix-Prony, one must sum over a number of time slices greater than or equal to the number of correlation functions. Moreover, one can increase confidence in the subsequent analysis by maximizing Δt in Eq. (15). The original ansatz (12) is satisfied if over the range of time, t_0 to $t_0 + \Delta t$, the resulting principal correlation functions are well described by a single exponential.

In this work, to determine the fitting systematic, the choices of t_0 and Δt are varied over a wide range, with $\Delta t \gtrsim 0.5$ fm. For each choice, the ground state principal correlation function is fit with a single exponential, Eq. (9), over ranges of time $t_i - t_f$, chosen independently of t_0 and Δt . The initial and final times in the fit are also varied over a wide range under the constraint $t_f - t_i \gtrsim 0.5$ fm. For each fit, the Q value is recorded along with the statistical uncertainty of the fit. The various fits are then averaged with the weight similar to that of the pions, but also suppressed by the statistical uncertainty of the fit;

$$\bar{m} = \frac{\sum_i m_i w_i}{\sum_j w_j} \quad \text{with } w_i = \frac{Q_i}{\sigma_i}. \quad (18)$$

In this way, the plateaus at later times, with larger uncertainties, and hence larger Q values, do not dominate the determination of the fitting systematic. The resulting fits are displayed along with effective mass plots of representative Matrix-Prony determinations of the ground state principal correlation function in Figs. 3 and 4. In these figures, the colored effective mass points correspond to the time window over which the Matrix-Prony method is applied in the representative choice of times t_0 and Δt , while the gray effective mass points lie outside this region. As is evident, the resulting systematic mass-probability distribution tends not to be Gaussian. For simplicity, we still take the 16% and 84% quantiles to define the systematic uncertainty. The inner colored bands represent the statistical uncertainty, and the outer gray bands represent the statistical and systematic uncertainties added in quadrature.

C. Scale setting

To convert from lattice units to physical units we use the scale setting procedure described in Ref. [99]. The dimensionless lattice results are converted into r_1 units with $\frac{r_1}{b}(bm_l, bm_s, \beta)$ determined by the MILC Collaboration on each ensemble. But importantly, it is not the value computed on a given ensemble that is used; it is rather the values that have been extrapolated to the physical light- and strange-quark mass point, $\frac{r_1}{b}(bm_l^{\text{phy}}, bm_s^{\text{phy}}, \beta)$, which have also been determined by the MILC Collaboration [46, 103], listed here in Table II. While depending upon reference quark mass values, this amounts to a quark-mass independent scale setting procedure, such that all remaining light- and strange-quark mass dependence of the computed observables is that of interest. The MILC Collaboration has also determined the physical value of r_1 ,

$$r_1^{\text{phy}} = 0.31174(20) \text{ fm}, \quad (19)$$

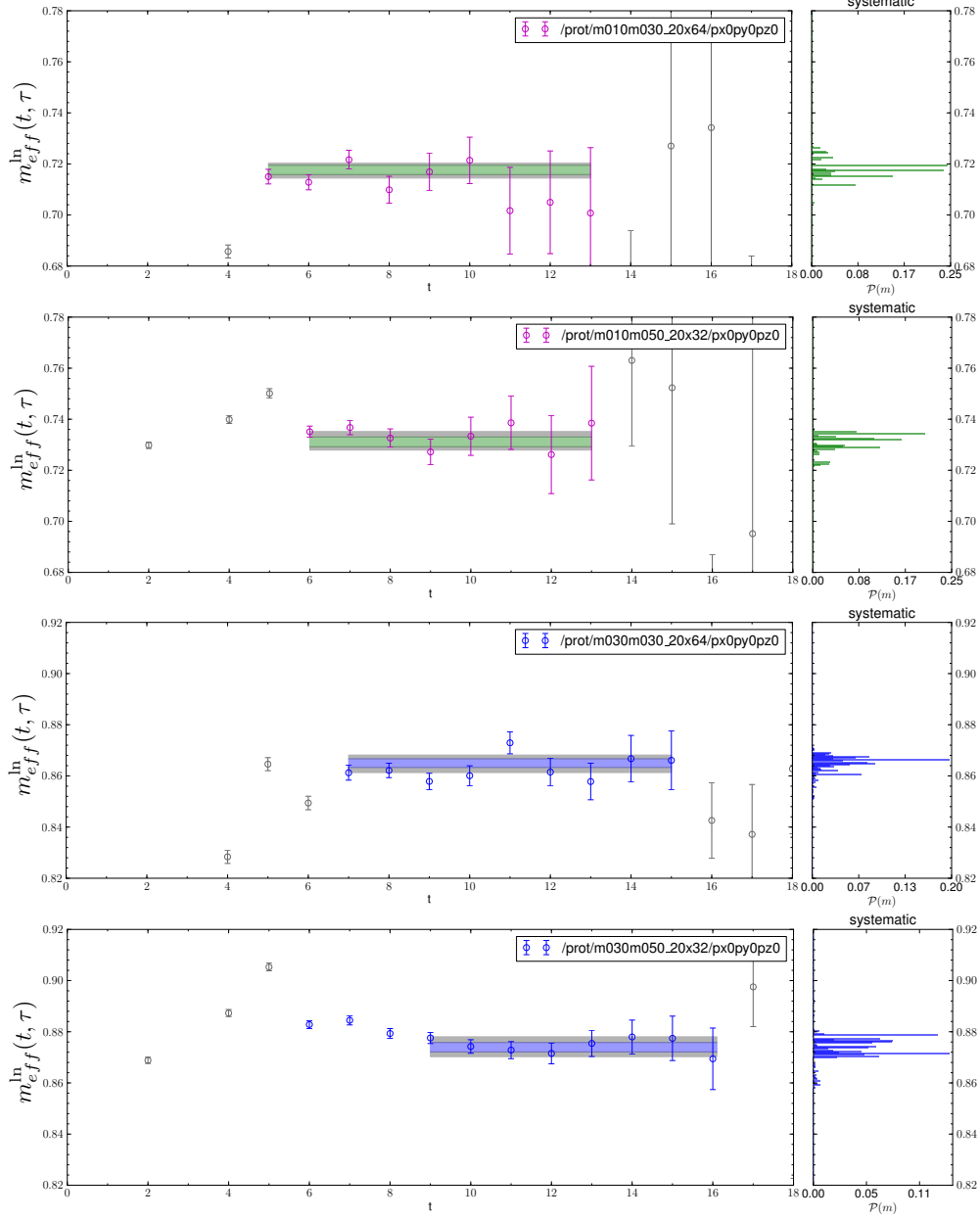


FIG. 3: Proton mass and representative effective mass plots on the $b \approx 0.125$ fm ensembles.

which is used to then convert all values into physical units, Table III.

There is an important additional advantage to this method of scale setting. To invoke the Feynman-Hellmann theorem, the change in the nucleon mass with respect to a change in the strange-quark mass must be undertaken with all other parameters held fixed [29, 30]. The MILC Collaboration chose to make slight changes in the coupling β while changing the light quark masses. Our scale setting procedure allows us to assess the quantitative significance of the slightly different values of β used on the pairs of ensembles, $\{m010m030, m010m050\}$, $\{m030m030, m030m050\}$ and $\{m0031m0186, m0031m031\}$. For each pair, the relative difference in the values of β was less than 1% ($\frac{\beta^{(2)} - \beta^{(1)}}{\beta^{(2)} + \beta^{(1)}} < 0.01$) and the corresponding relative difference in the values of $\frac{r_1}{b}(bm_i^{\text{phy}}, bm_s^{\text{phy}}, \beta^{(i)})$ are also less than 1%. While strictly speak-

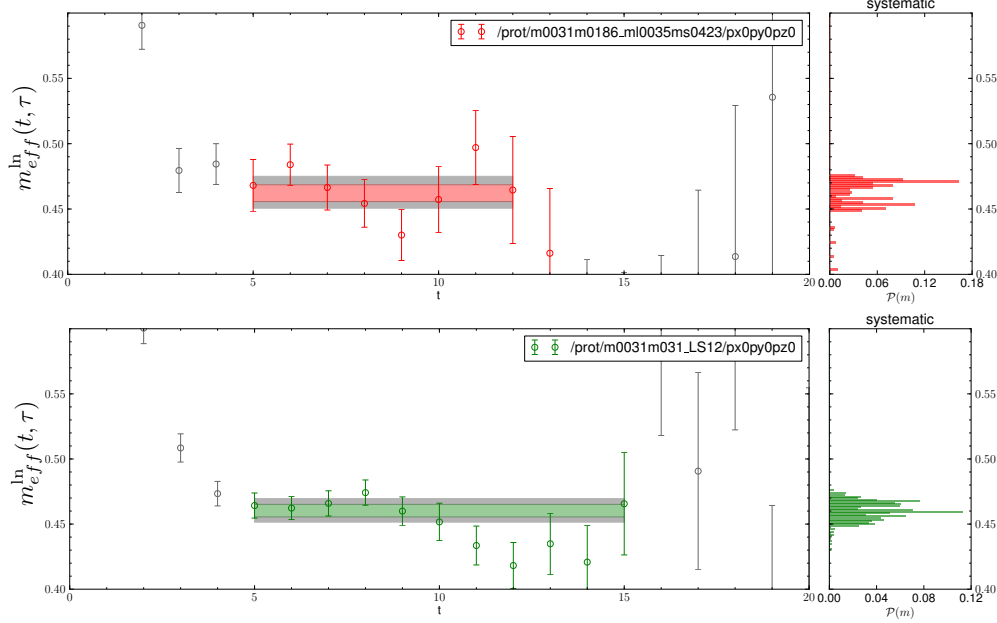


FIG. 4: Proton mass and representative effective mass plots on the $b \approx 0.09$ fm ensembles.

TABLE III: Computed masses and decay constants converted to MeV with $r_1 = 0.31174(20)$ fm.

β	m_{sea}	V	m_π [MeV]	m_N [MeV]
6.75	m010m030	$20^3 \times 64 \times 16$	380.5(.6)(.9)	1231(3)($\frac{3}{4}$)
6.76	m010m050	$20^3 \times 64 \times 16$	386.3(.5)(.8)	—
6.76	m010m050	$20^3 \times 32 \times 16$	—	1267(3)($\frac{6}{5}$)
6.79	m030m030	$20^3 \times 64 \times 16$	666.4(.5)(.4)	1545(3)($\frac{5}{6}$)
6.81	m030m050	$20^3 \times 32 \times 16$	682.7(.5)(.4)	1591(3)($\frac{7}{6}$)
7.06	m0031m0186	$40^3 \times 96 \times 12$	237.8(0.9)(1.3)	1078(15)($\frac{26}{22}$)
7.08	m0031m031	$40^3 \times 96 \times 12$	241.6(0.8)($\frac{2.0}{1.8}$)	1094(11)($\frac{19}{18}$)

ing, the change in m_s was not undertaken with all other parameters held fixed, the effect of this change is contained well within the other uncertainties on the determined values of $m_s \langle N | \bar{s}s | N \rangle$, as detailed in the next section.

III. THE STRANGE SCALAR MATRIX ELEMENT IN THE NUCLEON

As discussed in the Introduction, there are a few methods for determining the scalar strange-quark matrix element in the nucleon. These include a direct calculation of the matrix element employed by some groups [22–28], an indirect determination through the Feynman-Hellmann theorem [21, 31–36], Eq. (2)², and a hybrid approach [29, 30]. This work utilizes the Feynman-Hellmann method. For each light quark mass ensemble, we have a determi-

² The first attempt to determine the strange content of the nucleon from lattice QCD with the Feynman-Hellmann method utilized $SU(3)$ baryon χ PT analysis of $b \approx 0.125$ fm MILC results [20] resulting in a

TABLE IV: Extracted values of $m_N(m_s^{\text{phy}})$ and $m_s^{\text{phy}}\langle N|\bar{s}s|N\rangle$. The first uncertainty is statistical, the second fitting systematics and the third is from the uncertainty on the determination of m_s^{phy} .

m_π [MeV]	$m_N(m_s^{\text{phy}})$ [MeV]	$m_s^{\text{phy}}\langle N \bar{s}s N\rangle$ [MeV]
383.4(.6)(.9)	1241(2)(3)(1)	62(8)(11)(1)
674.6(.5)(.4)	1556(2)(4)(2)	79(8)(13)(2)
240(1)(2)	1090(11)(17)(1)	50(40)(65)(1)

nation of the nucleon mass at values of the strange-quark mass which straddle the physical strange-quark mass. These results, Table III, can be used to interpolate to the physical value of the strange-quark mass, Taylor expanding about bm_s^{phy} , and determine the two quantities

$$m_N(m_s^{\text{phy}}), \quad \left. \frac{\partial m_N(m_s)}{\partial m_s} \right|_{m_s^{\text{phy}}} . \quad (20)$$

To apply the Feynman-Hellmann theorem with all parameters except m_s held (approximately) fixed, the following approximation for the derivative is used,

$$m_s\langle N|\bar{s}s|N\rangle[\text{MeV}] = \frac{\frac{r_1^{(2)}}{b}bm_N^{(2)} - \frac{r_1^{(1)}}{b}bm_N^{(1)}}{\frac{r_1^{(2)}}{b}bm_s^{(2)} - \frac{r_1^{(1)}}{b}bm_s^{(1)}} \times \frac{\frac{r_1^{(2)}}{b} + \frac{r_1^{(1)}}{b}}{2}bm_s^{\text{phy}} \times \frac{197.3 \text{ MeV fm}}{r_1^{\text{phy}}[\text{fm}]}, \quad (21)$$

where $\frac{r_1^{(i)}}{b}$ denotes the value of $\frac{r_1}{b}(bm_i^{\text{phy}}, bm_s^{\text{phy}}, \beta^{(i)})$ for the given ensemble with all parameters except bm_s held approximately fixed and $r_1^{\text{phy}}[\text{fm}]$ is taken from Eq. (19). The MILC Collaboration has determined values of the strange-quark mass to be $bm_s^{\text{phy}} = 0.0350(7)$ and $bm_s^{\text{phy}} = 0.0261(5)$ on the $b \approx 0.125$ fm and $b \approx 0.09$ fm ensembles respectively [46, 108]. The resulting values of $m_N(m_s^{\text{phy}})$ and $m_s^{\text{phy}}\langle N|\bar{s}s|N\rangle$ are collected in Table IV and the resulting interpolations are displayed in Fig. 5. In these figures, the vertical dashed lines represent the 68% confidence interval for the determination of bm_s^{phy} on the $b \approx 0.125$ fm and $b \approx 0.09$ fm ensembles. The uncertainty on bm_s^{phy} is included in the analysis and represented by the third uncertainty in Table IV. The conversion to r_1 units is performed as in Eq. (21) using $\frac{1}{2}(\frac{r_1^{(1)}}{b} + \frac{r_1^{(2)}}{b})$ for each pair of ensembles. The estimated correction due to the difference in β on the pairs of ensembles is at the same level as the uncertainty arising from the determination of bm_s^{phy} , which are at least an order of magnitude smaller than the statistical or other systematic uncertainties. On the $b \approx 0.125$ fm ensembles, a precise determination of the scalar matrix element is obtained. However, on the $b \approx 0.09$ fm ensembles, the results are too imprecise to determine a nonzero value.

A. Chiral extrapolation

The results for $m_s < N|\bar{s}s|N >$ must be extrapolated to the physical value of the pion mass. In Ref. [109], the two-flavor extrapolation formula for this matrix element was determined at next-to-leading order (NLO) in the chiral expansion,

$$\langle N|\bar{s}s|N\rangle = \langle N|\bar{s}s|N\rangle^0 - \frac{g_{\pi N\Delta}^2}{4\pi^2 f^2} (\langle N|\bar{s}s|N\rangle^0 - \langle \Delta|\bar{s}s|\Delta\rangle^0) \mathcal{J}_{m_\pi}^\Delta + \tilde{E}_s \frac{m_\pi^2}{8\pi^2 f^2}, \quad (22)$$

value consistent with zero.

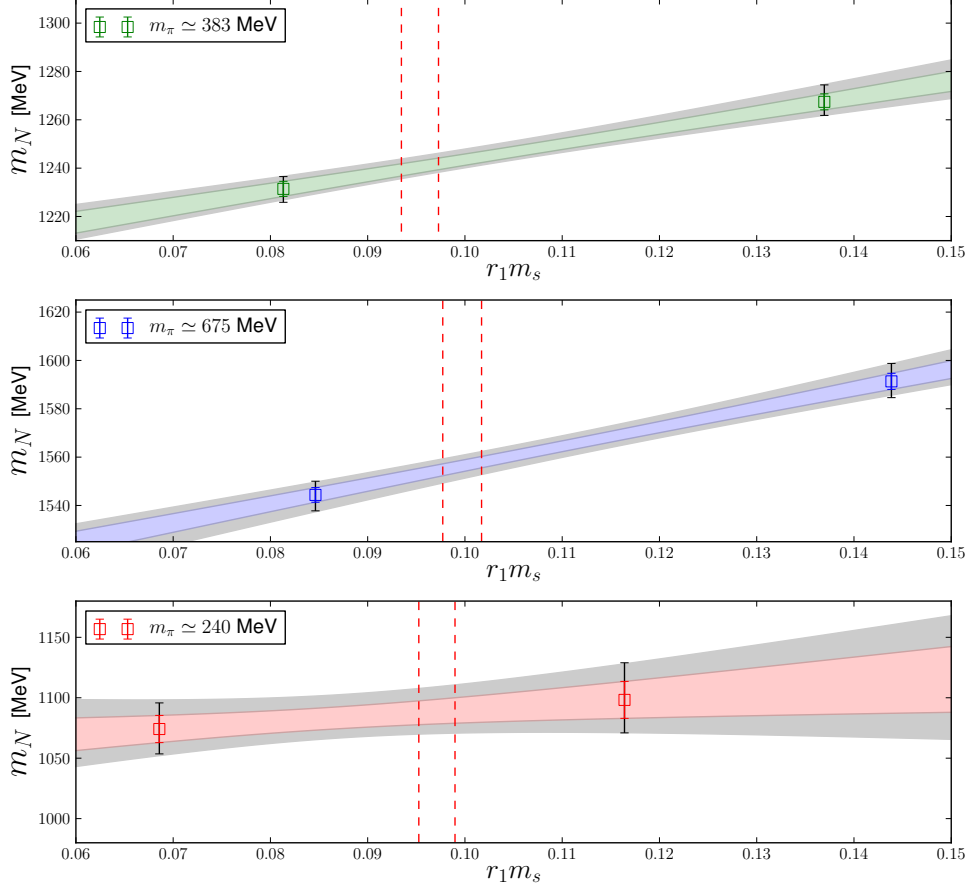


FIG. 5: Nucleon mass versus the strange-quark mass on the $b \approx 0.125$ fm and $b \approx 0.09$ fm ensembles. The vertical dashed lines represent the 68% confidence interval for the determination of bm_s^{phy} on the $b \approx 0.125$ fm and $b \approx 0.09$ fm ensembles. The conversion to r_1 units is performed as in Eq. (21) using $\frac{1}{2}(\frac{r_1^{(1)}}{b} + \frac{r_1^{(2)}}{b})$ for each pair of ensembles.

where $\langle H | \bar{s}s | H \rangle^0$ represent the leading-order (LO) contribution to the scalar strange matrix element in the hadron H , $g_{\pi N \Delta}$ is the axial pion-nucleon-delta coupling appearing in the $SU(2)$ baryon chiral Lagrangian, $\mathcal{J}_{m_\pi}^\Delta$ is a chiral loop function nonanalytic in the pion mass and the delta-nucleon mass splitting ($\Delta = m_\Delta - m_N$) and \tilde{E}_s is a low-energy constant appearing at NLO. In the large- N_c expansion, the LO matrix elements for the nucleon and the delta are both $\mathcal{O}(N_c^{-1})$, but there is no cancellation at this order [110], so one does not expect a strong cancellation between these NLO contributions.³ In principle, one should use the partially quenched formula, also provided in Ref. [109], and convert it to the relevant mixed-action formula [59] to perform the extrapolation. However, clearly the most significant shortcoming of the present work is the limited number of light quark mass points. With nonzero results at only a single lattice spacing, the mixed-action extrapolation cannot be performed regardless. The best that can be done with the present results is a simple,

³ See also Ref. [111] for further discussion on the baryon masses in the large N_c counting.

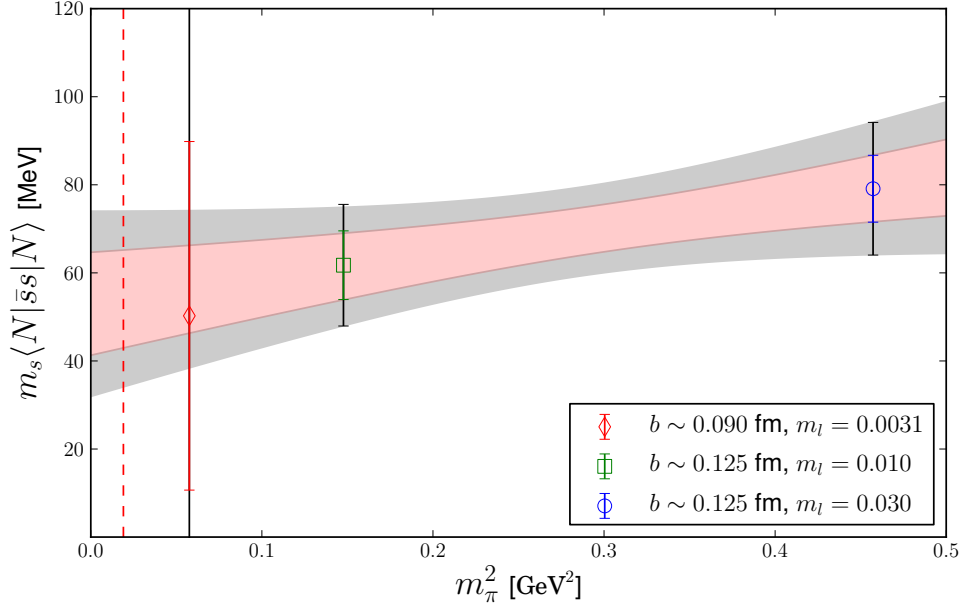


FIG. 6: Light quark extrapolation of $m_s \langle N | \bar{s}s | N \rangle$ versus m_π^2 . The location of the vertical dashed line is given by $(m_\pi^{\text{phy}})^2$.

effectively zero degree of freedom extrapolation using the formula,

$$m_s \langle N | \bar{s}s | N \rangle = c_0 + c_2 m_\pi^2. \quad (23)$$

While this will not result in a precise and accurate determination of the scalar strange matrix element, it will provide a good guide to the approximate value at the physical point. While not a rigorous expectation, it has been found that matrix elements of the nucleon tend to have very mild pion mass dependence; see for example the recent review [112]. Performing this simplistic pion mass extrapolation, using the isospin averaged $m_\pi^{\text{phy}} = 138.0$ MeV, we obtain

$$m_s^{\text{phy}} \langle N | \bar{s}s | N \rangle \Big|_{m_\pi^{\text{phy}}} = 54 \pm 11 \pm 17 \text{ MeV}. \quad (24)$$

The extrapolation is displayed in Fig. 6.

Given the limited ability to perform the chiral extrapolation, we also explore the light quark mass dependence of $f_s = m_s \langle N | \bar{s}s | N \rangle / m_N$ to improve the estimate of systematic uncertainties. It has been observed that the nucleon mass displays a remarkably linear dependence on the pion mass [55, 100]. For this reason, the following two extrapolation functions are used to estimate extrapolation systematics:

$$f_s = f_s^{(0)} + f_s^{(2)} m_\pi^2, \quad (25a)$$

$$f_s = f_s^{(0)} + f_s^{(1)} m_\pi, \quad (25b)$$

yielding the results

$$f_s = 0.049 \pm 0.009 \pm 0.013, \quad (26a)$$

$$f_s = 0.049 \pm 0.012 \pm 0.018, \quad (26b)$$

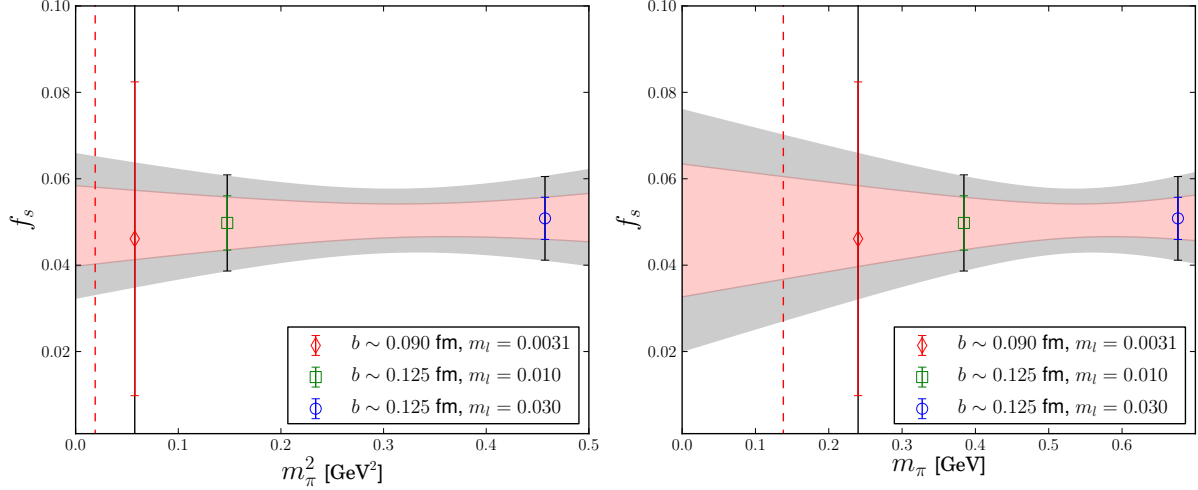


FIG. 7: Extrapolation of f_s . The location of the vertical dashed line in each plot is determined from m_π^{phy} .

TABLE V: Extrapolated values of $m_s\langle N|\bar{s}s|N\rangle$ and f_s . These results are averaged in a weighted and correlated fashion described in the text.

Quantity Extrapolated	Extrapolation Function	$m_s^{\text{phy}}\langle N \bar{s}s N\rangle$ [MeV]	f_s
$m_s^{\text{phy}}\langle N \bar{s}s N\rangle$	Eq. (23)	$56 \pm 12 \pm 17$	$0.059 \pm 0.012 \pm 0.019$
f_s	Eq. (25a)	$47 \pm 9 \pm 13$	$0.050 \pm 0.009 \pm 0.014$
f_s	Eq. (25b)	$47 \pm 12 \pm 17$	$0.050 \pm 0.012 \pm 0.018$
Correlated Average	–	$49 \pm 10 \pm 15$	$0.053 \pm 0.011 \pm 0.016$

respectively. These extrapolations are displayed in Fig. 7. The quantity f_s is observed to have negligible light quark mass dependence.

These results can be compared with the extrapolation of $m_s\langle N|\bar{s}s|N\rangle$ by converting with the isospin averaged nucleon mass $m_N^{\text{phy}} = 938.9$ MeV. In Table V, these three different extrapolation results are collected. Additionally, a correlated weighted average is performed. To perform the correlated average, Gaussian distributions of the results in Table IV are created independently for each light quark mass point, with $N_{Gauss} = 10^4$ in all cases. For each sample, all three extrapolations are performed, preserving the correlations between the fits, with inverse weights given by the statistical and systematic uncertainties on the individual mass points. For each sample, these three results are then averaged with weights given by the inverse uncertainties from the individual analyses (quoted in Table V). This yields the final result

$$m_s\langle N|\bar{s}s|N\rangle = 48 \pm 10 \pm 15 \text{ MeV}, \quad (27a)$$

$$f_s = 0.051 \pm 0.011 \pm 0.016. \quad (27b)$$

IV. RESULTS AND DISCUSSION

For the present work, the Feynman-Hellmann theorem was invoked to determine the strange content of the nucleon through a change m_N as the strange-quark mass is varied

$$m_s \langle N | \bar{s}s | N \rangle = m_s \frac{\partial m_N}{\partial m_s} .$$

By taking care to set the scale using values of r_1/b , which were extrapolated to the physical values of the light- and strange-quark masses, the nucleon mass variation was determined with all other parameters held constant (with precision better than 1%), as is required for a proper determination of this quantity [29, 30]. There are several groups who have used the Feynman-Hellmann theorem [21, 27, 31–36] as well as more determinations with a direct calculation of the matrix element [22–28] and results from a hybrid approach [29, 30]. Before making a detailed comparison with other works, we first highlight advantages and disadvantages of the present work. The distinct advantage of using the Feynman-Hellmann theorem over direct methods is that the ground state plateau of the nucleon can be significantly more reliably determined than the plateau for the matrix element calculation with equal computing resources; see the plots of ratio determinations in any of Refs. [22–28] (the direct calculation requires a vacuum subtraction, adding substantial statistical noise). The disadvantage of most groups employing the Feynman-Hellmann theorem is the reliance upon $SU(3)$ baryon χ PT [21, 33–35], which is known to not have a converging expansion for the nucleon mass [55, 72, 98, 113, 114]. Therefore, it is not clear that the full extrapolation systematic has been properly addressed in those works.⁴ This concern is substantiated by the discrepancy between independent $SU(3)$ baryon χ PT analyses and their determination of f_s [21, 33–35].⁵ For further discussion on the convergence problems using $SU(3)$ baryon χ PT specifically for the scalar strange content of the nucleon, see Ref. [118]. The current work does not suffer from this issue.

The most severe limitation of the present work is the small number of light quark mass points (two) for which there is a nonzero determination of $m_s \langle N | \bar{s}s | N \rangle$. Given the significant numerical cost of the domain-wall propagators on the $b \approx 0.09$ fm ensemble with $m_\pi \simeq 240$ MeV, it is not clear how soon a more precise determination will be obtained at this point. Given the very mild light quark mass dependence observed in this work, and in nucleon matrix elements in general, we believe the present determination offers a reliable estimate of the scalar strange content of the nucleon, but neither a precise nor demonstrably accurate value. Our final result is

$$m_s \langle N | \bar{s}s | N \rangle = 49 \pm 10 \pm 15 \text{ MeV} , \\ f_s = 0.053 \pm 0.011 \pm 0.016 .$$

⁴ The work in Ref. [31] also uses $SU(3)$ baryon χ PT, but uses a variety of other extrapolation methods, resulting in a conservative estimate of their uncertainties.

⁵ Despite these criticisms, we point out in Ref. [34], a striking agreement is found between baryon mass results extrapolated from one set of lattice calculations [55, 113], with $SU(3)$ baryon χ PT, and then used to predict results from a completely independent calculation [115]. Moreover, independent verification of the consistency of various lattice calculations of the ground state baryon spectrum and $SU(3)$ baryon χ PT has been found [33, 116, 117].

A. Lattice QCD comparison and average

Given the phenomenological importance of the scalar strange content of the nucleon, see for example Refs. [5–13], it is prudent to review the limitations of the present determination and to compare and contrast these results to other lattice QCD determinations. There are two results which use the same MILC ensembles with staggered valence quarks [29, 30] and one determination with the same mixed-action scheme but a direct determination [28]. It is interesting to first compare our results with these. Reference [30] (an update of [29]) quotes only the value of $\langle N|\bar{s}s|N\rangle$ in $\overline{\text{MS}}$ (2 GeV). To convert this number into the dimensionful, renormalization scheme invariant quantity, we take the ratio of quoted values $m_s\langle N|\bar{s}s|N\rangle/\langle N|\bar{s}s|N\rangle$ from Ref. [29], which amounts to $m_s[\overline{\text{MS}}(2\text{ GeV})] = 86\text{ MeV}$. Alternatively, we could use the strange-quark mass determination of HPQCD [119] (updated by MILC [120]), $m_s[\overline{\text{MS}}(2\text{ GeV})] = 89.0(4.8)\text{ MeV}$, but within uncertainties, these are the same. Comparing to these works, as well as the mixed-action calculation, good agreement is found:

$$m_s\langle N|\bar{s}s|N\rangle[\text{MeV}] = \begin{cases} 59 \pm 6 \pm 8 & \text{Ref. [29]} \\ 54 \pm 5 \pm 6 & \text{Ref. [30]} \\ 43 \pm 8 \pm 6 & \text{Ref. [28]} \\ 49 \pm 10 \pm 15 & \text{present work} \end{cases} . \quad (28)$$

In the literature, there is currently no determination of f_s that considers all the available results from lattice QCD, and so we take the opportunity to provide one here.⁶ We use an approach similar to the FLAG working group of FLAVIANET, which has provided lattice determinations of various quantities important to low-energy hadronic physics [121]. In particular, the FLAG working group has developed a scheme to judge the confidence to place in various determinations, based upon standards such as the lightest pion mass used, whether or not a continuum limit has been performed, and whether the infinite volume limit has been performed. For each criterion, a green star (★) is awarded to results that meet the strictest constraints, an orange circle (●) is given to results with room for improvement and a red square (■) to those with room for significant improvement. This provides a useful guide to people outside the lattice community and motivation for those in the community to improve their results.

Using the standards of Ref. [121], most results for f_s receive an orange circle. There is one group that receives the green star, and the rest receive a red square. The results with a red square suffer either from too few light quark mass points to make a reliable chiral extrapolation or they rely too heavily on $SU(3)$ baryon χ PT. There are two analyses that we promote from a red square to an orange circle because while they rely heavily on $SU(3)$ baryon χ PT, they have demonstrated a remarkable consistency of their analysis with four or more independent lattice calculations [33, 34]. We exclude results that are either not published or not in an arXiv e-print posting (as results in conference proceedings often undergo larger-than-quoted systematic changes). We further exclude results which have not been extrapolated to the physical value of the light-quark mass, and results calculated without dynamical strange quarks ($n_f = 2$) are not included in the average. To convert results from $m_s\langle N|\bar{s}s|N\rangle$ to f_s , we use $m_N = 938.9\text{ MeV}$. These results are displayed in Fig. 8.

⁶ There is a recent review on the topic in Ref. [37], but a lattice average is not provided.

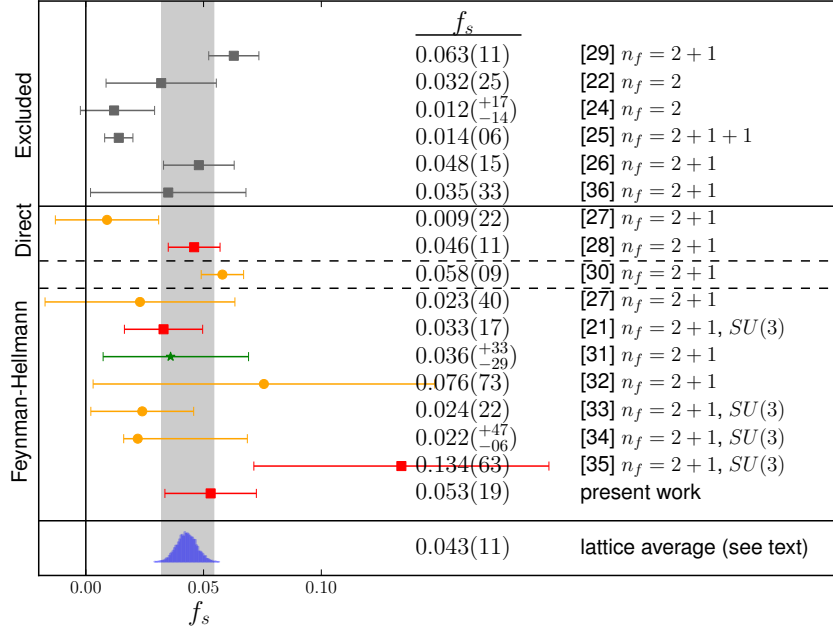


FIG. 8: Comparison and average of lattice QCD calculations of f_s as described in the text. Only values that have been extrapolated to the physical quark masses are used. Results that quote $m_s \langle N | \bar{s}s | N \rangle$ are normalized by $m_N = 938.9$ MeV to convert to f_s . The quoted uncertainties are taken as the statistical and systematic uncertainties added in quadrature from a given reference. $n_f = 2 + 1$ indicates a dynamical strange quark as well as up and down. $SU(3)$ is used to indicate results that rely heavily on $SU(3)$ baryon χ PT. Some results are excluded for various reasons but displayed to demonstrate their consistency: [29] was updated in [30], the $n_f = 2$ results [22, 24] were not averaged with the $n_f = 2 + 1$, the results in [25] were preliminary and not extrapolated to the physical pion mass, the results in [26, 36] are preliminary and only exist in a conference proceedings. All excluded results are presented as quoted in the literature, with no attempt to perform chiral extrapolations

For the scalar strange content of the nucleon, the current state of results is such that a simple weighted average of good (green star) results can not be performed in a meaningful way. As can be seen in Fig. 8, there is good consistency between most of the results. There are not a large number of orange circle results, so we chose to include all results in the average. Moreover, we believe despite their red-square assignment, these results offer valuable information which should not be ignored at this time.

A simple weighted average, using the quoted uncertainties as the inverse weights, produces an unbelievably small final uncertainty. This also ignores the fact that systematic uncertainties are typically non-Gaussian, and in the case of lattice QCD calculations, not cleanly separable from the statistical uncertainties. Moreover, it does not account for the quality of the results, judged using the rubric of the FLAG working group. In an attempt to include all these issues, the following *ad hoc* procedure is used to perform a weighted average of all the results (presented in Figure 8):

- i) for each of the $N_{latt} = 11$ results, $f_i \pm \sigma_i^\pm$, an independent random sample is generated with a sample size of $N_{dist} = 10^4$, drawn from a uniform distribution between the quoted

TABLE VI: Value of f_s determined with various weights as described in text. The right-most value (with $w_i = y_i/\sigma_i$) is the value taken in this work to represent the lattice average.

w_i	$1/\sigma_i^2$	y_i/σ_i^2	$1/\sigma_i$	y_i^2/σ_i	1	y_i/σ_i
$f_s(68\%)$	0.0458(31)	0.0470(35)	0.0442(36)	0.0420(55)	0.0487(63)	0.0428(41)

uncertainties,

for i in range(N_{latt}):

for j in range(N_{dist}):

$$f_{i,j} = \text{random.uniform}(f_i - \sigma_i^-, f_i + \sigma_i^+)$$

ii) for each random sample, a weighted average of all results is performed, with weight

$$w_i = y_i/\sigma_i, \quad (29)$$

where σ_i is the symmetric uncertainty, $\sigma_i = 0.5 * (\sigma_i^+ + \sigma_i^-)$ from a given result, and we arbitrarily chose $y_i = 1, 2, 3$ for the red square, orange circle and green star, respectively. An extra multiplicative reduction of 0.5 is assigned to results which rely heavily on $SU(3)$ baryon χ PT,

for j in range(N_{dist}):

$$\bar{f}_j = \frac{\sum_i w_i f_{i,j}}{\sum_{i'} w_{i'}}$$

The choice to weight with $1/\sigma_i$ instead of $1/\sigma_i^2$ is partly motivated from the non-Gaussian behavior of the systematic uncertainties that typically dominate the lattice results.

iii) the mean and 99% confidence intervals of the resulting distribution are quoted, see Fig. 8

A principal concern one should have about this average is the choice of weights used, Eq. (29). To help judge the stability of the average presented here, a variety of different weights are chosen, and the subsequent averages are compared and presented in Table VI. The different choices in weights result in very consistent values. This is a statement about the consistency of the values of f_s from a variety of lattice QCD calculations, and it is this striking consistency that leads us to believe a lattice average with the present results is meaningful (despite the shortcomings of most of the individual results). The resulting lattice average, quoted at the 99% confidence interval to be conservative, is

$$\begin{aligned} m_s \langle N | \bar{s}s | N \rangle &= 40 \pm 10 \text{ MeV}, \\ f_s &= 0.043 \pm 0.011. \end{aligned} \quad (30)$$

As was first discussed in Refs. [10, 21], there is now compelling evidence from lattice QCD that the value of the scalar strange content of the nucleon is substantially smaller than previously estimated and does not play as significant a role in dark-matter searches as previously thought [5, 6, 8, 12]. This has potential implications for the importance of spin-dependent dark-matter searches as discussed in Ref. [11]. For a recent review of the lattice QCD determinations of the scalar strange content of the nucleon, see Ref. [37].

B. Estimating the heavy quark matrix elements

Knowledge of f_u , f_d and f_s can be used to determine the values of f_c , f_b and f_t [14, 15]. In Ref. [15], these heavy quark matrix elements were computed using perturbative QCD to $\mathcal{O}(\alpha_s^3)$, finding⁷

$$f_c = 0.08896(1 - x_{uds}), \quad f_b = 0.08578(1 - x_{uds}), \quad f_t = 0.08964(1 - x_{uds}), \quad (31)$$

where

$$x_{uds} = f_u + f_d + f_s. \quad (32)$$

The light-quark matrix elements are given by the pion-nucleon sigma term $m_N(f_u + f_d) = \sigma_{\pi N}$, which has also been determined from lattice QCD. As can be seen in Ref. [37], the determination by the BMW Collaboration [31] not only would have the only green-star ranking but also is a good approximation for the average of all lattice QCD calculations of this quantity, with a value $\sigma_{\pi N} = 39_{(-8)}^{(+18)}$ MeV. Combining this with our estimate for f_s yields a value $x_{uds} = 0.085_{(-0.014)}^{(+0.022)}$, and values of the heavy-quark matrix elements

$$f_c = 0.0814_{(-20)}^{(+12)}, \quad f_b = 0.0785_{(-19)}^{(+12)}, \quad f_t = 0.0820_{(-20)}^{(+13)}, \quad (33)$$

or in dimensionful units

$$\begin{aligned} m_c \langle N | \bar{c}c | N \rangle &= 76_{(-19)}^{(+11)} \text{ MeV}, \\ m_b \langle N | \bar{b}b | N \rangle &= 74_{(-18)}^{(+11)} \text{ MeV}, \\ m_t \langle N | \bar{t}t | N \rangle &= 77_{(-19)}^{(+12)} \text{ MeV}. \end{aligned} \quad (34)$$

The resulting charm-quark matrix element is in good agreement with the direct lattice QCD calculations of this quantity [30, 123].

Acknowledgments

PMJ would like to especially thank S. Beane for many helpful conversations and for suggesting this project. PMJ also thanks the hospitality of LBNL where some of this work was completed. AWL would like to thank R. Lebed for clarifying some subtleties in the large N_c expansion. AWL would also like to thank J. Ruderman for helpful conversations. We thank our fellow members of the NPLQCD Collaboration for providing some of the numerical results used in the present work and for helpful comments. We thank C. Bernard for providing the updated values of r_1/b for the MILC Collaboration. We thank J. Ruderman for the motivation to compare all lattice results of this quantity. Numerical calculations for the present work were performed with the CHROMA software suite [124]. We acknowledge computational support from the USQCD SciDAC project, LLNL, the Argonne Leadership Computing Facility at Argonne National Laboratory (Office of Science of the DOE, under Contract No. DE-AC02-06CH11357). Calculations were also performed on Endeavour, a UNH computing cluster. The work of PMJ was supported in part by NSF Grant No PHY1206498. The work of AWL was supported in part by the Director, Office of Energy Research, Office of High

⁷ We have updated the values of the quark masses used in Ref. [15] to the current PDG values [122].

- [1] D. Kaplan and A. Nelson, *Phys.Lett.* **B175**, 57 (1986).
- [2] A. E. Nelson and D. B. Kaplan, *Phys.Lett.* **B192**, 193 (1987).
- [3] A. L. Fitzpatrick, W. Haxton, E. Katz, N. Lubbers, and Y. Xu, *JCAP* **1302**, 004 (2013), 1203.3542.
- [4] A. L. Fitzpatrick, W. Haxton, E. Katz, N. Lubbers, and Y. Xu (2012), 1211.2818.
- [5] A. Bottino, F. Donato, N. Fornengo, and S. Scopel, *Astropart.Phys.* **13**, 215 (2000), hep-ph/9909228.
- [6] A. Bottino, F. Donato, N. Fornengo, and S. Scopel, *Astropart.Phys.* **18**, 205 (2002), hep-ph/0111229.
- [7] D. B. Kaplan and M. B. Wise, *JHEP* **0008**, 037 (2000), hep-ph/0008116.
- [8] J. R. Ellis, K. A. Olive, and C. Savage, *Phys.Rev.* **D77**, 065026 (2008), 0801.3656.
- [9] J. Ellis, K. A. Olive, and P. Sandick, *New J.Phys.* **11**, 105015 (2009), 0905.0107.
- [10] J. Giedt, A. W. Thomas, and R. D. Young, *Phys.Rev.Lett.* **103**, 201802 (2009), 0907.4177.
- [11] M. Freytsis and Z. Ligeti, *Phys.Rev.* **D83**, 115009 (2011), 1012.5317.
- [12] R. J. Hill and M. P. Solon, *Phys.Lett.* **B707**, 539 (2012), 1111.0016.
- [13] C. Cheung, L. J. Hall, D. Pinner, and J. T. Ruderman, *JHEP* **1305**, 100 (2013), 1211.4873.
- [14] M. A. Shifman, A. Vainshtein, and V. I. Zakharov, *Phys.Lett.* **B78**, 443 (1978).
- [15] A. Kryjevski, *Phys.Rev.* **D70**, 094028 (2004), hep-ph/0312196.
- [16] R. Koch, *Z.Phys.* **C15**, 161 (1982).
- [17] J. Gasser, H. Leutwyler, and M. Sainio, *Phys.Lett.* **B253**, 252 (1991).
- [18] M. Hoferichter, C. Ditsche, B. Kubis, and U. Meissner, *JHEP* **1206**, 063 (2012), 1204.6251.
- [19] B. Borasoy and U.-G. Meissner, *Annals Phys.* **254**, 192 (1997), hep-ph/9607432.
- [20] M. Frink, U.-G. Meissner, and I. Scheller, *Eur.Phys.J.* **A24**, 395 (2005), hep-lat/0501024.
- [21] R. Young and A. Thomas, *Phys.Rev.* **D81**, 014503 (2010), 0901.3310.
- [22] K. Takeda et al. (JLQCD collaboration), *Phys.Rev.* **D83**, 114506 (2011), 1011.1964.
- [23] R. Babich, R. C. Brower, M. A. Clark, G. T. Fleming, J. C. Osborn, et al., *Phys.Rev.* **D85**, 054510 (2012), 1012.0562.
- [24] G. S. Bali et al. (QCDSF Collaboration), *Phys.Rev.* **D85**, 054502 (2012), 1111.1600.
- [25] S. Dinter et al. (ETM Collaboration), *JHEP* **1208**, 037 (2012), 1202.1480.
- [26] M. Gong, A. Li, A. Alexandru, T. Draper, and K. Liu (xQCD Collaboration), *PoS LATTICE2011*, 156 (2011), 1204.0685.
- [27] H. Ohki et al. (JLQCD Collaboration) (2012), 1208.4185.
- [28] M. Engelhardt, *Phys.Rev.* **D86**, 114510 (2012), 1210.0025.
- [29] D. Toussaint and W. Freeman (MILC Collaboration), *Phys.Rev.Lett.* **103**, 122002 (2009), 0905.2432.
- [30] W. Freeman and D. Toussaint (MILC Collaboration) (2012), 1204.3866.
- [31] S. Durr, Z. Fodor, T. Hemmert, C. Hoelbling, J. Frison, et al., *Phys.Rev.* **D85**, 014509 (2012), 1109.4265.
- [32] R. Horsley, Y. Nakamura, H. Perlt, D. Pleiter, P. Rakow, et al., *Phys.Rev.* **D85**, 034506 (2012), 1110.4971.
- [33] A. Semke and M. Lutz, *Phys.Lett.* **B717**, 242 (2012), 1202.3556.

- [34] P. Shanahan, A. Thomas, and R. Young, Phys.Rev. **D87**, 074503 (2013), (updated results, private communication), 1205.5365.
- [35] X.-L. Ren, L. Geng, J. M. Camalich, J. Meng, and H. Toki, J. High Energy Phys. **12**, 073 (2012), 1209.3641.
- [36] C. Jung (RBC Collaboration, UKQCD Collaboration), PoS **LATTICE2012**, 164 (2012), 1301.5397.
- [37] R. Young, PoS **LATTICE2012**, 014 (2012), 1301.1765.
- [38] D. B. Kaplan, Phys. Lett. **B288**, 342 (1992), hep-lat/9206013.
- [39] Y. Shamir, Phys. Lett. **B305**, 357 (1993), hep-lat/9212010.
- [40] Y. Shamir, Nucl. Phys. **B406**, 90 (1993), hep-lat/9303005.
- [41] Y. Shamir, Phys. Rev. **D59**, 054506 (1999), hep-lat/9807012.
- [42] V. Furman and Y. Shamir, Nucl. Phys. **B439**, 54 (1995), hep-lat/9405004.
- [43] K. Orginos and D. Toussaint (MILC), Phys. Rev. **D59**, 014501 (1999), hep-lat/9805009.
- [44] K. Orginos, D. Toussaint, and R. L. Sugar (MILC), Phys. Rev. **D60**, 054503 (1999), hep-lat/9903032.
- [45] C. W. Bernard et al. (MILC), Phys. Rev. **D64**, 054506 (2001), hep-lat/0104002.
- [46] A. Bazavov et al. (MILC), Rev. Mod. Phys. **82**, 1349 (2010), 0903.3598.
- [47] A. Hasenfratz and F. Knechtli, Phys. Rev. **D64**, 034504 (2001), hep-lat/0103029.
- [48] T. A. DeGrand, A. Hasenfratz, and T. G. Kovacs, Phys. Rev. **D67**, 054501 (2003), hep-lat/0211006.
- [49] T. A. DeGrand, Phys. Rev. **D69**, 074024 (2004), hep-ph/0310303.
- [50] S. Dürr, C. Hoelbling, and U. Wenger, Phys. Rev. **D70**, 094502 (2004), hep-lat/0406027.
- [51] D. B. Renner et al. (LHPC), Nucl. Phys. Proc. Suppl. **140**, 255 (2005), hep-lat/0409130.
- [52] R. G. Edwards et al. (LHPC), PoS **LAT2005**, 056 (2006), hep-lat/0509185.
- [53] R. G. Edwards et al. (LHPC), Phys. Rev. Lett. **96**, 052001 (2006), hep-lat/0510062.
- [54] P. Hägler et al. (LHPC), Phys. Rev. **D77**, 094502 (2008), 0705.4295.
- [55] A. Walker-Loud et al. (LHPC), Phys. Rev. **D79**, 054502 (2009), 0806.4549.
- [56] J. D. Bratt et al. (LHPC), Phys. Rev. **D82**, 094502 (2010), 1001.3620.
- [57] J.-W. Chen, D. O'Connell, R. S. Van de Water, and A. Walker-Loud, Phys. Rev. **D73**, 074510 (2006), hep-lat/0510024.
- [58] J.-W. Chen, D. O'Connell, and A. Walker-Loud, Phys. Rev. **D75**, 054501 (2007), hep-lat/0611003.
- [59] J.-W. Chen, D. O'Connell, and A. Walker-Loud, JHEP **04**, 090 (2009), 0706.0035.
- [60] J.-W. Chen, M. Golterman, D. O'Connell, and A. Walker-Loud, Phys. Rev. **D79**, 117502 (2009), 0905.2566.
- [61] C. Aubin, J. Laiho, and R. S. Van de Water, Phys. Rev. **D81**, 014507 (2010), 0905.3947.
- [62] H.-W. Lin, S. D. Cohen, N. Mathur, and K. Orginos, Phys. Rev. **D80**, 054027 (2009), 0905.4120.
- [63] L. Liu, H.-W. Lin, K. Orginos, and A. Walker-Loud, Phys. Rev. **D81**, 094505 (2010), 0909.3294.
- [64] L. Liu, K. Orginos, F.-K. Guo, C. Hanhart, and U.-G. Meissner, Phys.Rev. **D87**, 014508 (2013), 1208.4535.
- [65] H.-W. Lin and K. Orginos, Phys. Rev. **D79**, 034507 (2009), 0712.1214.
- [66] S. R. Beane, P. F. Bedaque, K. Orginos, and M. J. Savage (NPLQCD), Phys. Rev. **D73**, 054503 (2006), hep-lat/0506013.
- [67] S. R. Beane et al. (NPLQCD), Phys. Rev. **D77**, 014505 (2008), 0706.3026.

- [68] S. R. Beane et al. (NPLQCD), Phys. Rev. **D74**, 114503 (2006), hep-lat/0607036.
- [69] S. R. Beane et al. (NPLQCD), Phys. Rev. **D77**, 094507 (2008), 0709.1169.
- [70] S. R. Beane, P. F. Bedaque, K. Orginos, and M. J. Savage (NPLQCD), Phys. Rev. Lett. **97**, 012001 (2006), hep-lat/0602010.
- [71] S. R. Beane et al. (NPLQCD), Nucl. Phys. **A794**, 62 (2007), hep-lat/0612026.
- [72] A. Torok et al. (NPLQCD), Phys. Rev. **D81**, 074506 (2010), 0907.1913.
- [73] S. R. Beane et al. (NPLQCD), Phys. Rev. Lett. **100**, 082004 (2008), 0710.1827.
- [74] W. Detmold et al. (NPLQCD), Phys. Rev. **D78**, 014507 (2008), 0803.2728.
- [75] W. Detmold, K. Orginos, M. J. Savage, and A. Walker-Loud (NPLQCD), Phys. Rev. **D78**, 054514 (2008), 0807.1856.
- [76] S. R. Beane, K. Orginos, and M. J. Savage (NPLQCD), Phys. Lett. **B654**, 20 (2007), hep-lat/0604013.
- [77] S. R. Beane, K. Orginos, and M. J. Savage (NPLQCD), Nucl. Phys. **B768**, 38 (2007), hep-lat/0605014.
- [78] S. R. Beane, P. F. Bedaque, K. Orginos, and M. J. Savage (NPLQCD), Phys. Rev. **D75**, 094501 (2007), hep-lat/0606023.
- [79] W. Detmold and M. J. Savage (NPLQCD), Phys. Rev. Lett. **102**, 032004 (2009), 0809.0892.
- [80] R. Narayanan and H. Neuberger, Phys.Lett. **B302**, 62 (1993), hep-lat/9212019.
- [81] R. Narayanan and H. Neuberger, Nucl.Phys. **B443**, 305 (1995), hep-th/9411108.
- [82] S. Durr, Z. Fodor, C. Hoelbling, S. Katz, S. Krieg, et al., PoS **LAT2007**, 113 (2007), 0710.4866.
- [83] K. Cichy, G. Herdoiza, and K. Jansen, Nucl.Phys. **B847**, 179 (2011), 1012.4412.
- [84] K. Cichy, V. Drach, E. Garcia-Ramos, G. Herdoiza, and K. Jansen, Nucl.Phys. **B869**, 131 (2013), 1211.1605.
- [85] A. Li et al. (xQCD Collaboration), Phys.Rev. **D82**, 114501 (2010), 1005.5424.
- [86] M. Lujan, A. Alexandru, Y. Chen, T. Draper, W. Freeman, et al., Phys.Rev. **D86**, 014501 (2012), 1204.6256.
- [87] S. Basak, S. Datta, M. Padmanath, P. Majumdar, and N. Mathur, PoS **LATTICE2012**, 141 (2012), 1211.6277.
- [88] O. Bär, G. Rupak, and N. Shoresh, Phys. Rev. **D67**, 114505 (2003), hep-lat/0210050.
- [89] O. Bär, G. Rupak, and N. Shoresh, Phys. Rev. **D70**, 034508 (2004), hep-lat/0306021.
- [90] O. Bär, C. Bernard, G. Rupak, and N. Shoresh, Phys. Rev. **D72**, 054502 (2005), hep-lat/0503009.
- [91] M. Golterman, T. Izubuchi, and Y. Shamir, Phys. Rev. **D71**, 114508 (2005), hep-lat/0504013.
- [92] B. C. Tiburzi, Phys. Rev. **D72**, 094501 (2005), hep-lat/0508019.
- [93] S. Prelovsek, Phys. Rev. **D73**, 014506 (2006), hep-lat/0510080.
- [94] C. Aubin, J. Laiho, and R. S. Van de Water, Phys. Rev. **D75**, 034502 (2007), hep-lat/0609009.
- [95] F.-J. Jiang (2007), hep-lat/0703012.
- [96] K. Orginos and A. Walker-Loud, Phys. Rev. **D77**, 094505 (2008), 0705.0572.
- [97] C. Aubin, J. Laiho, and R. S. Van de Water, Phys. Rev. **D77**, 114501 (2008), 0803.0129.
- [98] E. E. Jenkins, A. V. Manohar, J. W. Negele, and A. Walker-Loud, Phys. Rev. **D81**, 014502 (2010), 0907.0529.
- [99] S. Beane, W. Detmold, P. Junnarkar, T. Luu, K. Orginos, et al., Phys.Rev. **D86**, 094509 (2012), 1108.1380.
- [100] A. Walker-Loud, PoS **LATTICE2008**, 005 (2008), 0810.0663.

- [101] A. Frommer, B. Nockel, S. Gusken, T. Lippert, and K. Schilling, *Int.J.Mod.Phys.* **C6**, 627 (1995), hep-lat/9504020.
- [102] A. V. Pochinsky, Ph.D. thesis, MIT (1997).
- [103] C. Bernard, private communication.
- [104] G. P. Lepage, *The analysis of algorithms for lattice field theory* (1989), proceedings of the TASI 1989, edited by T. Degrand and D. Toussaint, World Scientific, Singapore.
- [105] S. R. Beane, W. Detmold, T. C. Luu, K. Orginos, A. Parreno, et al., *Phys.Rev.* **D79**, 114502 (2009), 0903.2990.
- [106] G. R. de Prony, *Journal de l'école Polytechnique* **1**, *cahier 22*, 24 (1795).
- [107] S. R. Beane, W. Detmold, T. C. Luu, K. Orginos, A. Parreno, et al., *Phys.Rev.* **D80**, 074501 (2009), 0905.0466.
- [108] C. Aubin et al. (HPQCD, MILC, UKQCD), *Phys. Rev.* **D70**, 031504 (2004), hep-lat/0405022.
- [109] J.-W. Chen and M. J. Savage, *Phys.Rev.* **D66**, 074509 (2002), hep-lat/0207022.
- [110] E. E. Jenkins, *Phys.Rev.* **D53**, 2625 (1996), hep-ph/9509433.
- [111] A. Cherman, T. D. Cohen, and R. F. Lebed, *Phys.Rev.* **D86**, 016002 (2012), 1205.1009.
- [112] H.-W. Lin, *PoS LATTICE2012*, 013 (2012), 1212.6849.
- [113] K.-I. Ishikawa et al. (PACS-CS Collaboration), *Phys.Rev.* **D80**, 054502 (2009), 0905.0962.
- [114] A. Walker-Loud, *Phys.Rev.* **D86**, 074509 (2012), 1112.2658.
- [115] W. Bietenholz, V. Bornyakov, M. Gockeler, R. Horsley, W. Lockhart, et al., *Phys.Rev.* **D84**, 054509 (2011), 1102.5300.
- [116] A. Semke and M. Lutz, *Phys.Rev.* **D85**, 034001 (2012), 1111.0238.
- [117] M. Lutz and A. Semke, *Phys.Rev.* **D86**, 091502 (2012), 1209.2791.
- [118] J. Alarcon, L. Geng, J. M. Camalich, and J. Oller (2012), 1209.2870.
- [119] Q. Mason, H. D. Trottier, R. Horgan, C. T. Davies, and G. P. Lepage (HPQCD Collaboration), *Phys.Rev.* **D73**, 114501 (2006), hep-ph/0511160.
- [120] A. Bazavov et al. (MILC Collaboration), *PoS LAT2009*, 079 (2009), 0910.3618.
- [121] G. Colangelo, S. Durr, A. Juttner, L. Lellouch, H. Leutwyler, et al., *Eur.Phys.J.* **C71**, 1695 (2011), 1011.4408.
- [122] J. Beringer et al. (Particle Data Group), *Phys.Rev.* **D86**, 010001 (2012).
- [123] M. Gong, A. Alexandru, Y. Chen, T. Doi, S. Dong, et al. (2013), 1304.1194.
- [124] R. G. Edwards and B. Joo (SciDAC), *Nucl. Phys. Proc. Suppl.* **140**, 832 (2005), hep-lat/0409003.