

Kadanoff Sand Piles, following the snowball.*

Kévin Perrot^{▷◁} and Éric Rémila[◊]

[▷]Université de Lyon - LIP - (umr 5668 - CNRS - ENS de Lyon -
Université Lyon 1) - 46 allée d'Italie 69364 Lyon Cedex 7, France

[◁]Université Nice–Sophia Antipolis - Laboratoire I3S - UMR 6070 CNRS -
2000 route des Lucioles, BP 121, F-06903 Sophia Antipolis Cedex, France

[◊]Université de Lyon - Groupe d'Analyse de la Théorie Economique Lyon
Saint-Etienne - (umr 5824 CNRS - Université Lyon 2) - Site stéphanois, 6
rue Basse des Rives, 42 023 Saint-Etienne Cedex 2, France
kevin.perrot@ens-lyon.fr eric.remila@univ-st-etienne.fr

Abstract

This paper is about cubic sand grains moving around on nicely packed columns in one dimension (the physical sand pile is two dimensional, but the support of sand columns is one dimensional). The Kadanoff Sand Pile Model is a discrete dynamical system describing the evolution of a finite number of stacked grains —as they would fall from an hourglass— to a stable configuration. Grains move according to the repeated application of a simple local rule until reaching a stable configuration from which no rule can be applied, namely a fixed point.

The main interest of the model relies in the difficulty of understanding its behavior, despite the simplicity of the rule. We are interested in describing the shape of fixed point configurations according to the number of initially stacked sand grains. In this paper, we prove the emergence of a wavy shape on fixed points, *i.e.*, a regular pattern is (nearly) periodically repeated on fixed points. Interestingly, the regular pattern does not cover the entire fixed point, but eventually emerges from a seemingly highly disordered segment. Fortunately, the relative size of the part of fixed points non-covered by the pattern repetition is asymptotically null.

Keywords

Sand pile model, discrete dynamical system, self-organized criticality, fixed point.

*Partially supported by IXXI (Complex System Institute, Lyon) and ANR projects Subtile and MODMAD.

1 Introduction

1.1 Framework

Understanding and proving regularity properties on discrete dynamical systems (DDS) is readily challenging, and inferring the global behavior of a DDS defined with local rules is at the heart of our comprehension of natural phenomena [Wea48, GBLJ09]. There exists a lot of simply stated conjectures, often issued from simulations, which remain open (for example the famous Langton's Ant [GPST95, GMG02]). Sand pile models are a class of DDS defined by local rules describing how grains move in discrete space and time. We start from a finite number of stacked grains—in analogy with an hourglass—and try to predict the asymptotic shape of stable configurations.

Bak, Tang and Wiesenfeld introduced sand pile models as systems presenting self-organized criticality (SOC), a property of dynamical systems having critical points as attractors [BT88]. Informally, they considered the repeated addition of sand grains on a discretized flat surface. Each addition possibly triggers an avalanche, consisting in grains falling from column to column according to simple local rules, and after a while a heap of sand has formed. SOC is related to the fact that a single grain addition on a stabilized sand pile has a hardly predictable consequence on the system, on which fractal structures may emerge [Cre96]. This model can be naturally extended to any dimension.

A one-dimensional sand pile configuration can be represented as a sequence $(h_i)_{i \in \mathbb{N}}$ of non-negative integers, h_i being the number of sand grains stacked on column i . The evolution starts from the initial configuration h where $h_0 = N$ and $h_i = 0$ for $i > 0$, and in the classical sand pile model a grain falls from column i to column $i + 1$ if and only if the height difference $h_i - h_{i+1} > 1$. One-dimensional sand pile models were well studied in recent years [GK93, DL98, GLM⁺04, FMP07, Pha08, PPP11, FPPH11].

In this paper, we study a generalization of classical sand pile models, the Kadanoff Sand Pile Model. A fixed parameter, denoted p , is defined as the number of grains falling at each rule application. The results we expound in this paper present an interesting feature: we asymptotically completely describe the form of stable configurations, though there is a part of asymptotically null relative size which remains mysterious. Furthermore, proven regularities are directly issued from this messy part. This point and its link to the half-discrete half-continuous nature of sandpile models will be discussed in the conclusion.

We formally define the model in subsection 1.2 and present a broader class of DDS in which it belongs in subsection 1.3. Subsection 1.4 exposes an interesting and useful way of computing fixed points, and subsection 1.5 introduces the results we expound in section 2. At the light of those developments, section 3 discusses that sand pile models exhibit a behavior at the edge between discrete and continuous phenomena.

In some previous works ([PR11a][PR11b]), we obtained a similar result for the smallest parameter $p = 2$ (the case $p = 1$ is the well known Sand Pile Model), but, for the general case, we have to introduce a completely different approach. The main ideas are the following: we first relate different representations of a

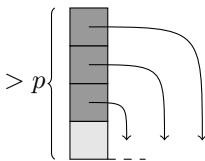


Figure 1: KSPM(p) rule. When p grains leave column i , the height difference b_{i-1} is increased by p , b_i is decreased by $p + 1$ and b_{i+p} is increased by 1. Other columns' height differences are not affected.

sand pile configuration (subsection 2.1), which leads to the construction of a DDS on \mathbb{Z}^{p+1} such that the orbit of a well chosen point (according to the number of grains N) describes the fixed point configuration we want to characterize. This system is quasi-linear in the sense that the image of a point is obtained by a linear contracting transformation followed by a rounding (in order to remain in \mathbb{Z}^{p+1}). We want to prove that this system converges rapidly, but the rounding makes the analysis of the system very difficult (except for $p = 2$). The key-point (subsection 2.2) is the reduction of this system to another quasi-linear system on \mathbb{Z}^p , for which we have a clear intuition (subsection 2.3), and which allows to conclude (subsection 2.4).

1.2 Definition of the Kadanoff Sand Pile Model

Kadanoff *et al* proposed a generalization of classical models in which a fixed parameter p denotes the number of grains falling at each step [KNWZ89]. Starting from the initial configuration composed of N stacked grains on column 0, we iterate the following rule: if the difference of height between column i and $i + 1$ is greater than p , then p grains can fall from column i , and one grain reaches each of the p columns $i + 1, i + 2, \dots, i + p$. The rule is applied once during each time step. In the following, *column* and *index* are synonyms; and for the sake of imagery, we always consider indices (column numbers) to be increasing on the right (see figure 1).

Formally, it is defined on the space of ultimately null decreasing integer sequences where each integer represents a column of stacked sand grains. Let $h = (h_i)_{i \in \mathbb{N}}$ denote a *configuration* of the model, h_i is the number of grains on column i .

In order to consider only the relative height between columns, we represent configurations as *sequences of height differences* $b = (b_i)_{i \in \mathbb{N}}$, where for all $i \geq 0$, $b_i = h_i - h_{i+1}$. This latter is the main representation we are using, within the space of ultimately null non-negative integer sequences.

We give two definitions of the model, obviously isomorphic. Definition 1 is more natural, but Definition 2 is more convenient and is the one we will use throughout the paper.

Definition 1. The Kadanoff sand pile model with parameter $p > 0$, $\text{KSPM}(p)$, is defined by two sets:

- *configurations.* Ultimately null non-negative and decreasing integer sequences.
- *transition rules.* We have a transition from a configuration h to a configuration h' on column i , and we note $h \xrightarrow{i} h'$ when

$$\begin{aligned} - h'_i &= h_i - p \\ - h'_{i+k} &= h_{i+k} + 1 \text{ for } 0 < k \leq p \\ - h'_j &= h_j \text{ for } j \notin \{i, i+1, \dots, i+p\}. \end{aligned}$$

We also say that i is *fired*. Remark that according to the definition of the transition rules, i may be fired if and only if $h_i - h_{i+1} > p$, otherwise h'_i is negative or the sequence h' is not decreasing.

We note $b \rightarrow b'$ when there exists an integer i such that $b \xrightarrow{i} b'$. The transitive closure of \rightarrow is denoted by $\xrightarrow{*}$, and we say that b' is *reachable* from b when $b \xrightarrow{*} b'$. A basic property of the KSPM model is the *diamond property*: if there exists i and j such that $b \xrightarrow{i} b'$ and $b \xrightarrow{j} b''$, then there exists a configuration b''' such that $b' \xrightarrow{j} b'''$ and $b'' \xrightarrow{i} b'''$.

We say that a configuration b is *stable*, or a *fixed point*, if no transition is possible from b . As a consequence of the diamond property, one can easily check that, for each configuration b , there exists a unique stable configuration, denoted by $\pi(b)$, such that $b \xrightarrow{*} \pi(b)$. Moreover, for any configuration b' such that $b \xrightarrow{*} b'$, we have $\pi(b') = \pi(b)$ (see [GMP02] for details). We denote 0^ω the infinite sequence of zeros which is necessary to explicitly write the value of a configuration. An example of evolution is pictured on figure 2. For convenience, we denote N the initial configuration $(N, 0^\omega)$, such that $\pi(N)$ is the height difference representation of the fixed point associated to the initial configuration composed of N stacked grains (see figure 3 for an illustration). This paper is devoted to the study of $\pi(N)$ according to N .

A useful representation of a configuration reachable from $(N, 0^\omega)$ is its *shot vector* $(a_i)_{i \in \mathbb{N}}$, where a_i is the number of time that the rule has been applied on column i from the initial configuration (see figure 2 for an example). This representation will play a major role in the following.

Definition 2. The Kadanoff sand pile model with parameter $p > 0$, $\text{KSPM}(p)$, is defined by two sets:

- *configurations.* Ultimately null non-negative integer sequences.
- *transition rules.* We have a transition from a configuration b to a configuration b' on column i , and we note $b \xrightarrow{i} b'$ when

$$\begin{aligned} - b'_{i-1} &= b_{i-1} + p \text{ (for } i \neq 0) \\ - b'_i &= b_i - (p - 1) \\ - b'_{i+p} &= b_{i+p} + 1 \\ - b'_j &= b_j \text{ for } j \notin \{i-1, i, i+p\}. \end{aligned}$$

Again, remark that according to the definition of the transition rules, i may be fired if and only if $b_i > p$, otherwise b'_i is negative.

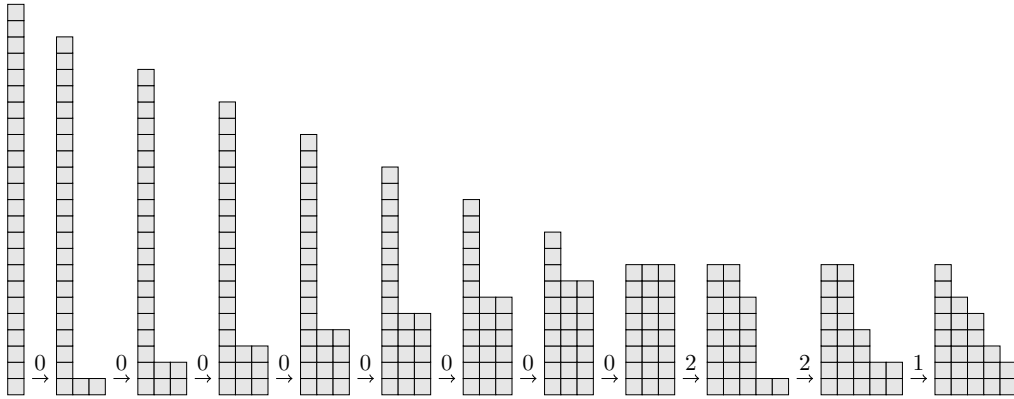


Figure 2: A possible evolution in KSPM(2) from the initial configuration for $N = 24$ to $\pi(24)$. $\pi(24) = (2, 1, 2, 1, 2, 0^\omega)$ and its shot vector is $(8, 1, 2, 0^\omega)$.

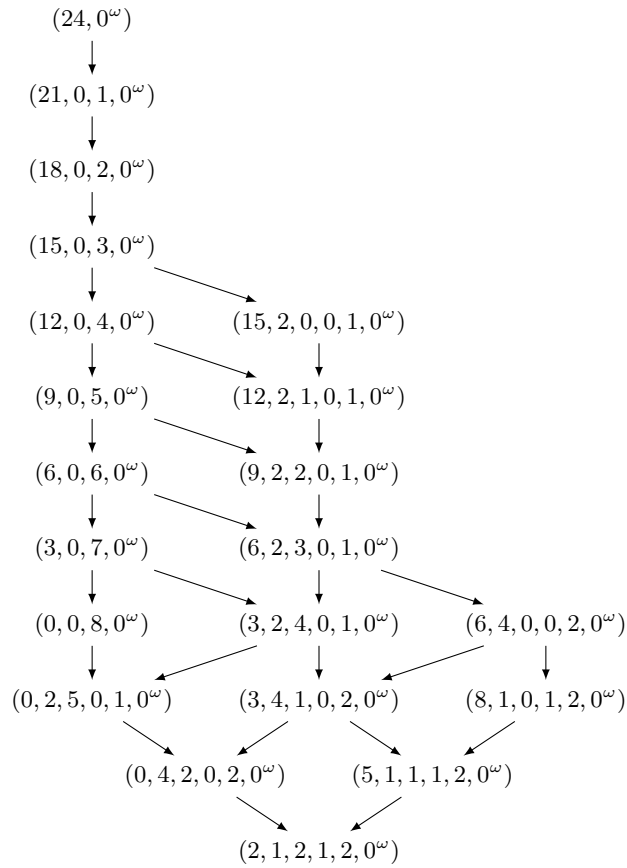


Figure 3: The set of reachable configurations for $p = 2$ and $N = 24$. The initial configuration is on the top, and the unique fixed on the bottom.

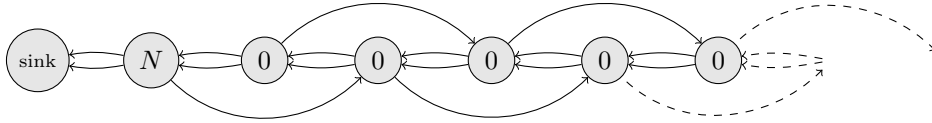


Figure 4: The initial configuration of KSPM(2) is presented as a CFG where each vertex corresponds to a column (except the sink, vertices from left to right corresponds to columns $0, 1, 2, 3, \dots$) with a load equal to the difference of height between column i and $i + 1$. For example the vertex with load N is the difference of height between column 0 (N grains) and column 1 (0 grain).

1.3 Chip firing game

Sand pile models are specializations of *Chip Firing Games* (CFG). A CFG is played on a directed graph in which each vertex v has a load $l(v)$ and a threshold $t(v) = \text{deg}^+(v)^1$, and the iteration rule is: if $l(v) \geq t(v)$ then v gives one unit to each of its neighbors (we say v is fired). As a consequence, we inherit all properties of CFGs.

Kadanoff sand pile is referred to as a *linear chip firing game* in [GMP02]. The authors show that the set of reachable configurations endowed with the order induced by the successor relation has a lattice structure, in particular it has a unique *fixed point*. Since the model is non-deterministic, they also prove *strong convergence i.e.* the number of iterations to reach the fixed point is the same whatever the evolution strategy is. The morphism from KSPM(2) to CFG is depicted on figure 4.

When reasoning and writing formal developments about KSPM, it is convenient to think about its CFG representation where local rules let units of height differences move between columns.

1.4 Hourglass, inductive computation and avalanches

In order to compute $\pi(N)$, the basic procedure is to start from the initial configuration $(N, 0^\omega)$ and perform all the possible transitions. However, it is also possible to start from the configuration (0^ω) , add one grain on column 0 and perform all the possible transitions, leading to $\pi(1)$, then add another grain on column 0 and perform all the possible transitions, leading to $\pi(2)$, etc... And repeat this process until reaching $\pi(N)$.

Formally, let b be a configuration, $b^{\downarrow 0}$ denotes the configuration obtained by adding one grain on column 0. In other words, if $b = (b_0, b_1, \dots)$ then $b^{\downarrow 0} = (b_0 + 1, b_1, \dots)$. The correctness of the process described above relies on the fact that

$$(k, 0^\omega) \xrightarrow{*} \pi(k - 1)^{\downarrow 0}$$

Indeed, there exists a sequence of firings, named a *strategy*, $(s_i)_{i=1}^{k-1}$ such that $(k - 1, 0^\omega) \xrightarrow{s_1} \dots \xrightarrow{s_{k-1}} \pi(k - 1)$. It is obvious that using the same strategy we have

¹ $\text{deg}^+(v)$ denotes the out-degree of v .

$$\begin{array}{ccc}
(k-1, 0^\omega) & \xrightarrow{*} & \pi(k-1) \\
\downarrow \downarrow & & \downarrow \downarrow \\
(k, 0^\omega) & \xrightarrow{*} & \pi(k-1)^{\downarrow 0} \xrightarrow{*} \pi(k)
\end{array}$$

Figure 5: inductive computation of $\pi(k)$ from $\pi(k-1)$. The bold arrow represents an avalanche.

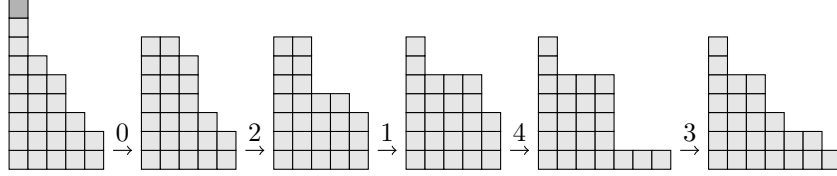


Figure 6: An example of avalanche: starting from $\pi(24)$, we add one grain on column 0 (darkened on the leftmost configuration) and apply the iteration rule until reaching $\pi(25)$. Arrows are labelled by the index of the fired column (the leftmost unstable column is fired at each step).

$(k, 0^\omega) = (k-1, 0^\omega)^{\downarrow 0} \xrightarrow{s_1} \dots \xrightarrow{s_l} \pi(k-1)^{\downarrow 0}$ since we only drag one more grain on column 0 along the evolution, which does not prevent any firing (see figure 5). Thus, with the uniqueness of the fixed point reachable from $(k, 0^\omega)$, we have the recurrence formula:

$$\pi(\pi(k-1)^{\downarrow 0}) = \pi(k)$$

with the initial condition $\pi(0) = 0^\omega$, enabling an inductive computation of $\pi(k)$.

The strategy from $\pi(k-1)^{\downarrow 0}$ to $\pi(k)$ is called an *avalanche*. Note that from the non-determinacy of the model, this strategy is not unique. To overcome this issue, it is natural to distinguish a particular one which we think is the simplest: the k^{th} *avalanche* s^k is the leftmost strategy from $\pi(k-1)^{\downarrow 0}$ to $\pi(k)$, where *leftmost* is the minimal strategy according to the lexicographic order. This means that at each step, the leftmost possible firing is performed. A preliminary result of [PR11a] is that any column is fired at most once during an avalanche, which allows to write without ambiguity for an index i : $i \in s^k$ or $i \notin s^k$.

A recent study ([GM10]) showed that in the two dimensional case the avalanche problem (given a configuration and two indices i and j , does adding one grain on column i has an influence on index j ?) on KSPM is \mathbf{P} -complete, which points out an inherently sequential behavior.

1.5 Objectives of the paper

Let us now introduce notations and state the results. Regarding regular expressions, let ϵ denotes the empty word, and \cdot (respectively $+$) denote the *concatenation* (respectively *or*) operator. \dagger is to the *or* what Σ is to the *sum*², and

$${}^2 \dagger_{i=0}^k 0^i = \epsilon + 0 + 00 + \dots + \underbrace{0 \dots 0}_k.$$

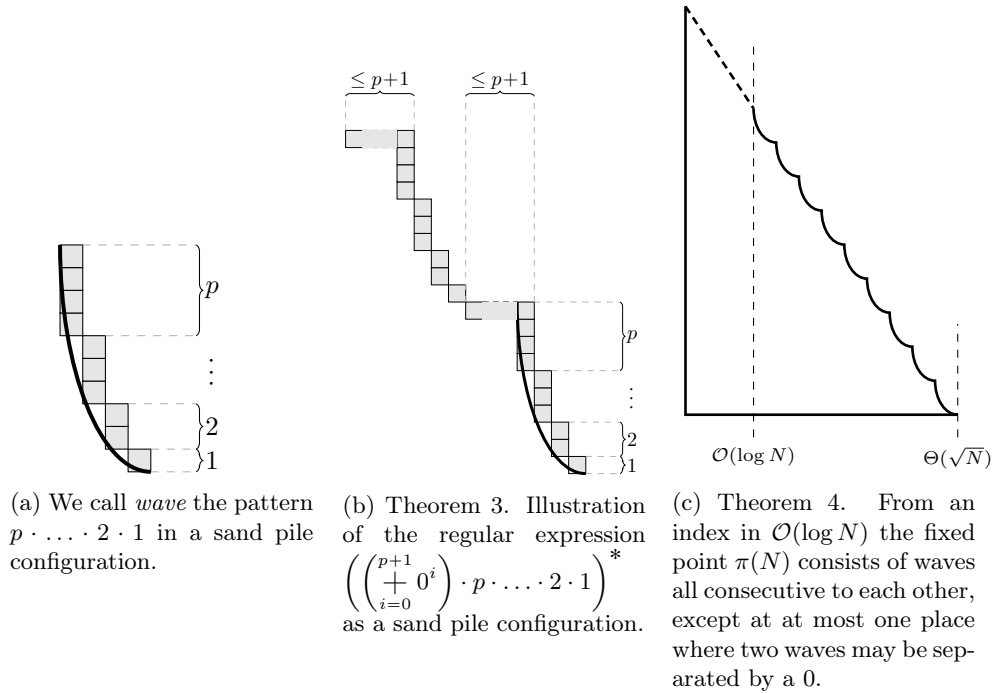


Figure 7: A *wave* (figure 7a), and graphical representations of Theorem 3 (figure 7b) and Theorem 4 (figure 7c).

* is the Kleene star denoting finite repetitions of a regular expression (see for example [HMU03] for details). Finally, for a configuration b we denote $b_{[n, \infty[}$ the infinite subsequence of b starting from index n to ∞ . The study presented in this paper leads to the result:

Theorem 3. *There exists an n in $\mathcal{O}(\log N)$ such that*

$$\pi(N)_{[n, \infty[} \in \left(\left(\binom{p+1}{i=0} 0^i \right) \cdot p \cdot \dots \cdot 2 \cdot 1 \right)^* 0^\omega$$

Some additional work will prove the more precise statement (named *Snowball Conjecture* in [PR11b]):

Theorem 4. *There exists an n in $\mathcal{O}(\log N)$ such that*

$$\pi(N)_{[n, \infty[} \in (p \cdot \dots \cdot 2 \cdot 1)^* [0] (p \cdot \dots \cdot 2 \cdot 1)^* 0^\omega$$

where $[0]$ stands for at most one symbol 0.

Graphical representations of the Theorems are given on figures 7b and 7c. The example of $\pi(2000)$ for $p = 4$ is given on figure 9c of appendix C.

2 Once upon a time, a snowball

We consider the parameter p to be fixed. The proof of Theorem 3 works as follows. We begin by establishing a relation between the height difference representation and the shot vector, leading to the construction of a DDS in \mathbb{Z}^{p+1} , such that the orbit of a well chosen point according to the number of grains N describes the fixed point $\pi(N)$ (subsection 2.1). The aim is then to prove the convergence of this orbit in $\mathcal{O}(\log N)$ steps, such that the shot vector values it embeds involve the form described in Theorem 3 (subsections 2.2, 2.3 and 2.4).

2.1 Linking height differences and shot vector in a dynamical system

In this subsection we construct a discrete dynamical system in \mathbb{Z}^{p+1} such that the orbit of a particular point (chosen according to N) describes $\pi(N)$.

A fixed point $\pi(N)$ can be represented as a sequence of height differences $(b_i)_{i \in \mathbb{N}}$ (i.e., $b_i = \pi(N)_i$ for all i) or as a shot vector $(a_i)_{i \in \mathbb{N}}$. Those two representations are obviously linked in various ways. In particular for any n we can compute the height difference at index n provided the number of firings at $n-p$, n and $n+1$ because b_n is initially equal to 0 (the case $n=0$ is discussed below), and: a firing at $n-p$ increases b_n by 1; a firing at n decreases b_n by $p+1$; a firing at $n+1$ increases b_n by p . Therefore, $b_n = a_{n-p} - (p+1)a_n + pa_{n+1}$, with $0 \leq b_n \leq p$ since $\pi(N)$ is a fixed point, and thus

$$a_{n+1} = -\frac{1}{p}a_{n-p} + \frac{p+1}{p}a_n + \frac{1}{p}b_n$$

This equation expresses the value of the shot vector at position $n+1$ according to its values at positions $n-p$ and n , and a bounded perturbation $0 \leq \frac{b_n}{p} \leq 1$. We take as an initial condition $a_{-p} = N$ and $a_i = 0$ for $-p < i < 0$, representing the fact that the column 0 is the only one receiving N units of height difference.

Remark 5. Note that $a_{n+1} \in \mathbb{N}$, thus $-a_{n-p} + (p+1)a_n + b_n \equiv 0 \pmod{p}$. As a consequence, the value of b_n is *nearly determined*: given a_{n-p} and a_n , there is only one possible value of b_n , except when $-a_{n-p} + (p+1)a_n \equiv 0 \pmod{p}$ in which case b_n equals 0 or p .

For example, consider $\pi(2000)$ for $p=4$ (see appendix C). We have $a_8 = 120$ and $a_4 = 189$, so $-a_4 + 5a_8 = 411 \equiv 3 \pmod{4}$. From this knowledge, b_8 is determined to be equal to 1, so that $a_9 = -\frac{1}{4}a_4 + \frac{5}{4}a_8 + \frac{1}{4}b_8 = 103$ is an integer.

We rewrite this relation as a linear system we can manipulate easily. a_{n+1} is expressed in terms of a_{n-p} and a_n , so we construct a sequence of vectors $(X_i)_{i \in \mathbb{N}}$ with $X_i \in \mathbb{N}^{p+1}$ and such that $X_n = (a_{n-p}, a_{n-p+1}, \dots, a_n)^T$ where v^T stands for the transpose of v . Note that we consider only finite configurations, so there always exists an integer n_0 such that $X_n = 0$ for $n_0 \leq n$, with $0 = (0, \dots, 0)^T$.

Given X_n and b_n we can compute X_{n+1} with the relation

$$X_{n+1} = A X_n + \frac{b_n}{p} J \quad \text{with} \quad A = \begin{pmatrix} 0 & 1 & & 0 & 0 \\ & & \ddots & & \\ 0 & 0 & & 1 & 0 \\ 0 & 0 & & 0 & 1 \\ -\frac{1}{p} & 0 & & 0 & \frac{p+1}{p} \end{pmatrix} \quad J = \begin{pmatrix} 0 \\ \vdots \\ 0 \\ 0 \\ 1 \end{pmatrix}$$

in the canonical base $B = (e_0, e_1, \dots, e_p)$, with A a $p + 1$ square matrix³.

This system expresses the shot vector around position $n + 1$ (via X_{n+1}) in terms of the shot vector around position n (via X_n) and the height difference at n (via b_n). Thus the orbit of the point $X_0 = (N, 0, \dots, 0, a_0)$ in \mathbb{N}^{p+1} describes the fixed point $\pi(N)$.

Note that it may look odd to study the sequence $(b_i)_{i \in \mathbb{N}}$ using a DDS that presupposes a knowledge on $(b_i)_{i \in \mathbb{N}}$. It is actually helpful because of the underlined fact that the value b_n is *nearly determined* (remark 5): in the following we will make no supposition on the sequence $(b_i)_{i \in \mathbb{N}}$ (except that $0 \leq b_i \leq p$ for all i) and prove that the system converges exponentially quickly in N , such that from an n in $\mathcal{O}(\log N)$ the sequence $(b_i)_{i \geq n}$ is *determined* to have a regular wavy shape.

The system we get is a linear map plus a perturbation induced by the discreteness of the values of height differences. Though the perturbation is bounded by a global constant at each step ($b_n \leq p$ for all n since $\pi(N)$ is a fixed point), it seems that the non-linearity prevents classical methods to be conclusive concerning the convergence of this model.

We denote ϕ the corresponding transformation from \mathbb{Z}^{p+1} to \mathbb{Z}^{p+1} , which is composed of two parts: a matrix and a perturbation. Let $R(x) = x^{p-1} + \frac{p-1}{p}x^{p-2} + \dots + \frac{2}{p}x + \frac{1}{p}$, the characteristic polynomial of A is $(1-x)^2R(x)$. We can first notice that 1 is a double eigenvalue. A second remark, which helps to get a clear picture of the system, is that all the other eigenvalues are distinct and lesser than 1 from Lemma 9 (using a bound by Enerström and Kakeya [GG97]). Therefore there exists a basis such that the matrix of ϕ is in Jordan normal form with a Jordan block of size 2. Then, we could project on the $p - 1$ other components to get a diagonal matrix for the transformation, hopefully exhibiting an understandably contracting behavior. We won't exactly follow this approach, but will use these remarks in subsection 2.3.

We tried to express the transformation ϕ in a basis such that its matrix is in Jordan normal form, but we did not manage to handle the effect of the perturbation expressed in such a basis. Therefore, we rather express ϕ in a basis such that the matrix and the perturbation act harmoniously. The proof of the main Theorem is done in three steps:

1. the construction of a new dynamical system: we first express ϕ in a new basis B' , and then project along one component (subsection 2.2);

³As a convention, blank spaces are 0s and dotted spaces are filled by the sequence induced by its endpoints.

2. the behavior of this new dynamical system is easily tractable, and we will see that it converges exponentially quickly (in $\mathcal{O}(\log N)$ steps) to a constant vector (subsection 2.3);
3. finally, we prove that as soon as the vector is constant, then the wavy shape of Theorem 3 takes place (subsection 2.4).

2.2 A new version of the dynamical system ...

From the dynamical system $X_{n+1} = AX_n + \frac{b_n}{p}J$ in the canonical basis B , we construct a new dynamical system for ϕ in two steps: first we change the basis of \mathbb{Z}^{p+1} in which we express ϕ , from the canonical one B , to a well chosen B' ; then we project the transformation along the first component of B' . The resulting system on \mathbb{Z}^p , called *averaging system*, is very easily understandable, very intuitive, and the proof of its convergence to a constant vector can then be concluded straightforwardly. Let

$$B' = \begin{pmatrix} 1 & 0 & & 0 \\ 1 & 1 & & 0 \\ \vdots & \vdots & \ddots & \\ 1 & 1 & \dots & 1 \end{pmatrix} \quad B'^{-1} = \begin{pmatrix} 1 & & 0 & 0 \\ -1 & \ddots & 0 & 0 \\ & \ddots & \ddots & \\ 0 & & -1 & 1 \end{pmatrix}$$

be square matrices⁴ of size $p+1$. $B' = (e'_0, \dots, e'_p)$ (with e'_i the $(i+1)^{th}$ column of the matrix B') is a basis of \mathbb{Z}^{p+1} , and we have

$$\begin{aligned} B'^{-1} X_{n+1} &= B'^{-1} A B' B'^{-1} X_n + \frac{b_n}{p} B'^{-1} J \\ \iff X'_{n+1} &= A' X'_n + \frac{b_n}{p} J' \end{aligned}$$

with

$$X'_n = B'^{-1} X_n \quad A' = B'^{-1} A B' = \begin{pmatrix} 1 & 1 & & 0 \\ & & \ddots & \\ 0 & 0 & & 1 \\ 0 & \frac{1}{p} & \dots & \frac{1}{p} \end{pmatrix} \quad J' = B'^{-1} J = \begin{pmatrix} 0 \\ \vdots \\ 0 \\ 1 \end{pmatrix}$$

We now proceed to the second step by projection along e'_0 . Let P denote the projection in \mathbb{Z}^{p+1} along e'_0 onto $\{0\} \times \mathbb{Z}^p$. We can notice that e'_0 is an eigenvector of A' , hence projecting along e'_0 simply corresponds to erasing the first coordinate of X'_i . For convenience, we do not write the zero component of objects in $\{0\} \times \mathbb{Z}^p$.

The new DDS we now have to study, which we call *averaging system*, is

$$Y_{n+1} = M Y_n + \frac{b_n}{p} K \tag{1}$$

⁴As a convention, blank spaces are 0s and dotted spaces are filled by the sequence induced by its extremities.

with the following elements in \mathbb{Z}^p (in $\{0\} \times \mathbb{Z}^p$)

$$Y_n = P X'_n \quad M = P A' = \begin{pmatrix} 0 & 1 & & 0 \\ & & \ddots & \\ 0 & 0 & & 1 \\ \frac{1}{p} & \frac{1}{p} & \dots & \frac{1}{p} \end{pmatrix} \quad K = P J' = \begin{pmatrix} 0 \\ \vdots \\ 0 \\ 1 \end{pmatrix}$$

Let us look in more details at Y_n and what it represents concerning the shot vector. We have $X_n = (a_{n-p}, a_{n-p+1}, \dots, a_n)^T$, thus

$$Y_n = P B'^{-1} X_n = \begin{pmatrix} a_{n-p+1} - a_{n-p} \\ \vdots \\ a_{n-1} - a_{n-2} \\ a_n - a_{n-1} \end{pmatrix} \text{ and for initialization } Y_0 = \begin{pmatrix} -N \\ 0 \\ \vdots \\ 0 \\ a_0 \end{pmatrix}$$

Y_n represents differences of shot vector, which may of course be negative. In the next subsection 2.3 we will see that the averaging system is easily tractable and converges exponentially to a constant vector. Subsection 2.4 then concentrates on implications following the presence of a constant vector *i.e.*, the creation and maintenance of a wavy shape.

2.3 ... which is easy to tackle ...

The averaging system is understandable in simple terms. From a vector Y_n of \mathbb{Z}^p , Y_{n+1} is obtained by

1. shifting all the values one row upward;
2. for the bottom component, computing the mean of values of Y_n , and adding a small perturbation (a multiple of $\frac{1}{p}$ between 0 and 1) to it.

Remark 6. $(Y_i)_{i \in \mathbb{N}}$ are once more integer vectors, hence the perturbation added to the last component is again nearly determined: let y_n denote the mean of the values of Y_n , we have $(y_n + \frac{b_n}{p}) \in \mathbb{Z}$ and $0 \leq \frac{b_n}{p} \leq 1$. Consequently, if y_n is not an integer then b_n is determined and equals $p([\![y_n]\!] - y_n)$, otherwise b_n equals 0 or p .

For example, consider $\pi(2000)$ for $p = 4$ (see figure 9a of appendix C, be careful that it pictures $a_n - a_{n+1}$ at position n). We have $Y_{13} = (-3, -5, -7, -7)^T$, then $y_{13} = -\frac{11}{2}$ and b_{13} is forced to be equal to 2 so that $Y_{14} = (-5, -7, -7, -5)^T$ is an integer vector.

We can foresee what happens as we iterate this dynamical system and new values are computed: on a *large scale* —when values are large compared to p — the system evolves roughly toward the mean of values of the initial vector Y_0 , and on a *small scale* —when values are small compared to p — the perturbation lets the vector wander a little around. Previous developments were intending to allow a simple argument to prove that this tiny wanderings does not prevent the exponential convergence towards a constant vector.

The study of the convergence of the averaging system works in three steps:

- (i). state a linear convergence of the whole system; then express Y_n in terms of Y_0 and $(b_i)_{0 \leq i \leq n}$;
- (ii). isolate the perturbations induced by $(b_i)_{0 \leq i \leq n}$ and bound it by a constant;
- (iii). prove that the other part (corresponding to the linear map M) is contracting exponentially quickly.

From (ii) and (iii), a point evolves exponentially quickly to a ball of constant radius, then from (i) this point needs a constant number of more iterations in order to reach the center of the ball, that is, a constant vector.

For the sake of clarity, proofs of Lemmas are only sketched within the proof of the following Proposition, and are fully proven just below.

Proposition 7. *There exists an n in $\mathcal{O}(\log N)$ such that Y_n is a constant vector.*

Proof. Let y_n (respectively $\bar{y}_n, \underline{y}_n$) denote the mean (respectively maximal, minimal) of values of Y_n . We will prove that $\bar{y}_n - \underline{y}_n$ converges exponentially quickly to 0, which proves the result.

We start with $Y_0 = (-N, 0, \dots, 0, a_0)^T$, thus $\bar{y}_0 - \underline{y}_0 = N + a_0 \leq \frac{p+1}{p}N$ since $a_0 \leq \frac{N}{p}$ (recall that a_0 is the number of times column 0 has been fired).

This proof is composed of two parts. Firstly, the system converges exponentially quickly on a large scale. Indeed, when $\bar{y}_n - \underline{y}_n$ is large compared to p , it is easy to be convinced that shifting the values and padding with the mean value plus a small perturbation decreases exponentially the gap between the values (because the perturbation is negligible). In other words, the value of $\bar{y}_n - \underline{y}_n$ decreases exponentially to a ball of constant radius:

Lemma 8. *There exists a constant α and a n_0 in $\mathcal{O}(\log N)$ s.t. $\bar{y}_{n_0} - \underline{y}_{n_0} < \alpha$.*

Proof sketch. Complete proof below. Since Y_n converges towards the mean of its values, we consider the evolution of the *distance to the mean vector* associated to Y_n . We express Y_n in terms of Y_0 and $(b_i)_{0 \leq i \leq n}$, and study separately the parts involving respectively Y_0 (part 1), and $(b_i)_{0 \leq i \leq n}$ (part 2). We first prove that part 1 converges exponentially quickly to 0 since it consists in multiplying Y_0 by the n^{th} power of a matrix which eigenvalues are the set of roots of $R(x)$ (see Lemma 9) and 0, thus a contracting matrix. Then we easily upper bound part 2 by a constant α independent of N , which completes the proof. \square

Lemma 9. *Let $R(x) = x^{p-1} + \frac{p-1}{p}x^{p-2} + \dots + \frac{2}{p}x + \frac{1}{p}$.*

$R(x)$ has $p-1$ distinct roots $\lambda_1, \dots, \lambda_{p-1}$ and for all i , $\lambda_i \leq \frac{p-1}{p}$.

Proof sketch. Complete proof below. It uses a bound by Eneström and Kakeya (see for example [GG97]), and the fact that $R(x)$ and $R'(x)$ are coprime. \square

Secondly, on a small scale, we use the fact that the system converges linearly (values of Y_n are integers).

Lemma 10. *The value of $\bar{y}_n - \underline{y}_n$ decreases linearly: if $\underline{y}_n \neq \bar{y}_n$, then there is an integer c , with $0 \leq c \leq p$ such that $\bar{y}_{n+c} - \underline{y}_{n+c} < \bar{y}_n - \underline{y}_n$.*

Proof sketch. Complete proof below. The result follows the observation of the strict inequalities $\underline{y}_n < y_n < \bar{y}_n$. y_n is used for the computation of the bottom component of Y_{n+1} , hence the idea is that all the values of Y_{n+p} (recall the shifting of values) lies strictly in between the values of Y_n . \square

To conclude, we start with $\bar{y}_0 - \underline{y}_0$ in $\mathcal{O}(N)$, we have a constant α and a n_0 in $\mathcal{O}(\log N)$ such that $\bar{y}_{n_0} - \underline{y}_{n_0} < \alpha$ thanks to the exponential decrease on a large scale (Lemma 8). Then after p iterations the value of $\bar{y}_{n+p} - \underline{y}_{n+p}$ is decreased by at least 1 (Lemma 10), hence there exists β with $\beta \leq p\alpha$ such that after β more iterations we have $\bar{y}_{n_0+\beta} - \underline{y}_{n_0+\beta} = 0$. Thus $Y_{n_0+\beta}$ is a constant vector, and $n_0 + \beta$ is in $\mathcal{O}(\log N)$. \square

In this proof, neither the discrete nor the continuous studies are conclusive by themselves. On one hand, the discrete study gives a linear convergence but not an exponential convergence. On the other hand, the continuous study gives an exponentially convergence towards a constant vector, but in itself the continuous part never reaches the constant vector but tends asymptotically towards it. It is the simultaneous study of those modalities (discrete and continuous) that allows to conclude.

Remark 11. Note that for $p = 1$, the averaging system has a trivial dynamic. For $p = 2$, the behavior is a bit more complex, but major simplifications are found: the computed value is equal to the mean of 2 values, hence the difference $\underline{y}_n - \bar{y}_n$ decreases by a factor of 2 at each time step. The key simplification arising for $p = 2$ is the fact that this decrease arises straightforwardly *at each time step*.

Lemma 8. *There exists a constant α and a n_0 in $\mathcal{O}(\log N)$ s.t. $\bar{y}_{n_0} - \underline{y}_{n_0} < \alpha$.*

Proof. We start with $Y_0 = (-N, 0, \dots, 0, a_0)^T$, thus $\bar{y}_0 - \underline{y}_0 = N + a_0 \leq \frac{p+1}{p}N$.

The relation linking Y_n to Y_{n+1} is

$$Y_{n+1} = M Y_n + \frac{b_n}{p} K$$

Since we want to prove that Y_n converges to a constant vector close to the mean of its values, we want to consider the evolution of the distance to the mean vector associated to Y_n via the following application D :

$$Y_n = \begin{pmatrix} y_{n_0} \\ \vdots \\ y_{n_{p-1}} \end{pmatrix} \xrightarrow{D} \begin{pmatrix} y_{n_0} - y_n \\ \vdots \\ y_{n_{p-1}} - y_n \end{pmatrix} \quad \text{with} \quad y_n = \frac{1}{p} \sum_i y_{n_i}$$

The aim is thus to prove that there exists an n_0 in $\mathcal{O}(\log N)$ such that the norm of $D Y_{n_0}$ is bounded by a constant.

We can notice that $Y_n - DY_n = (y_n, \dots, y_n)^T$, therefore $M(Y_n - DY_n) = (Y_n - DY_n)$, and we have $(DMY_n) - (DMDY_n) = 0$. Consequently, we can consider the relation

$$DY_{n+1} = DMDY_n + \frac{b_n}{p} DK$$

and express Y_n in terms of Y_0 and $(b_i)_{0 \leq i \leq n}$:

$$DY_n = (DM)^n DY_0 + \frac{1}{p} \sum_{i=0}^{n-1} b_i (DM)^{n-1-i} DK$$

In order to prove the result, we will see that the linear map $Z \mapsto (DM)Z$ is *eventually contracting*, hence it converges exponentially quickly to 0, its unique fixed point ([KH96] Corollary 2.6.13). That is, $(DM)^n DY_0$ converges to 0 exponentially quickly. It then remains to upper bound the norm of the remaining sum by α to get the result.

To prove that the map $Z \mapsto (DM)Z$ is eventually contracting, it is enough to prove that its *spectral radius*⁵ is smaller than 1 ([KH96] Corollary 3.3.5). This part is detailed in Lemma 12 below, using the fact that M is a companion matrix which eigenvalues are simply upper bounded with a result by Eneström and Kakeya [GG97].

Since $\bar{y}_0 - \underline{y}_0$ is in $\mathcal{O}(N)$, $\|DY_0\|_\infty$ is also in $\mathcal{O}(N)$ and there exists an n_0 in $\mathcal{O}(\log N)$ such that $\|(DM)^{n_0} DY_0\|_\infty < 1$.

It remains to upper bound the summation by a constant (we recall that for a matrix A , $\|A\|_\infty = \sup \|Ax\|_\infty$ for $\|x\|_\infty = 1$):

$$\begin{aligned} \left\| \frac{1}{p} \sum_{i=0}^{n_0-1} b_i (DM)^{n_0-1-i} DK \right\|_\infty &\leq \frac{1}{p} \sum_{i=0}^{n_0-1} p \|DM\|_\infty^{n_0-1-i} \|DK\|_\infty \\ &\leq \frac{1}{1 - \|DM\|_\infty} \|DK\|_\infty \\ &\leq \beta - 1 \end{aligned}$$

for some constant β independent of N . Finally, we have

$$\|DY_{n_0}\|_\infty \leq \|(DM)^{n_0} DY_0\|_\infty + \left\| \frac{1}{p} \sum_{i=0}^{n_0-1} b_i (DM)^{n_0-1-i} DK \right\|_\infty \leq \beta$$

and the fact that $\bar{y}_{n_0} - \underline{y}_{n_0} \leq 2\|DY_{n_0}\|_\infty$ completes the proof with $\alpha = 2\beta$. \square

Lemma 9. Let $R(x) = x^{p-1} + \frac{p-1}{p}x^{p-2} + \dots + \frac{2}{p}x + \frac{1}{p}$.

$R(x)$ has $p-1$ distinct roots $\lambda_1, \dots, \lambda_{p-1}$ and for all i , $\lambda_i \leq \frac{p-1}{p}$.

Proof. The distinctness of the roots of $S(x) = px^{p-1}R\left(\frac{1}{x}\right) = x^{p-1} + 2x^{p-2} + \dots + (p-1)x + p$ implies the distinctness of the roots of $R(x)$. The distinctness of the roots of $S(x)$ comes from the fact that $S(x)$ and $S'(x)$ are co-prime. With $a = \frac{-p+1}{p(p+1)}x + \frac{1}{p}$ and $b = \frac{1}{p(p+1)}x^2 - \frac{1}{p(p+1)}x$, we get $aS(x) + bS'(x) = 1$. Therefore from Bezout $GCD(R(x), R'(x)) = 1$, which implies the result.

⁵the maximal absolute value of an eigenvalue of DM .

For the second part of the lemma, a classical result due to Eneström and Kakeya (see for example [GG97]) concerning the bounds of the moduli of the zeros of polynomials having positive real coefficients states that all the complex roots of $R(x)$ have a moduli smaller or equal to $\frac{p-1}{p}$. \square

Lemma 10. *The value of $\bar{y}_n - \underline{y}_n$ decreases linearly: if $\underline{y}_n \neq \bar{y}_n$, then there is an integer c , with $0 \leq c \leq p$ such that $\bar{y}_{n+c} - \underline{y}_{n+c} < \bar{y}_n - \underline{y}_n$.*

Proof. Let $Y_n = (Y_{n_0}, \dots, Y_{n_{p-1}})$. If $\underline{y}_n \neq \bar{y}_n$, that is, if the vector is not constant, the mean value is strictly between the greatest and smallest values: $\underline{y}_n < y_n < \bar{y}_n$. Consequently $\underline{y}_n < (Y_{n+1_{p-1}} = y_n + \frac{b_n}{p} \leq \bar{y}_n$. This reasoning applies while $\underline{y}_{n+i} \neq \bar{y}_{n+i}$. If we consider p iterations, we either have $\underline{y}_{n+c} = \underline{y}_{n+c}$ for some $c \leq p$; or, we use the facts that $\underline{y}_n \leq \underline{y}_{n+1}$ and $\bar{y}_n \geq \bar{y}_{n+1}$, therefore we have $\underline{y}_n < Y_{n+pi} \leq \bar{y}_n$ for all i (because shifting the values leads to $Y_{n+pi} = Y_{n+1+i_{p-1}}$ for all $0 \leq i \leq p-1$, and $\underline{y}_n \leq \underline{y}_{n+1+i} \leq Y_{n+1+i_{p-1}} \leq \bar{y}_{n+1+i} \leq \bar{y}_n$), thus $\underline{y}_n < \underline{y}_{n+p}$ and $\bar{y}_{n+p} \leq \bar{y}_n$. \square

Lemma 12. *The spectral radius of DM is strictly smaller than 1.*

Proof. M is a *companion matrix*, its characteristic polynomial is

$$x^p - \sum_{k=0}^{p-1} \frac{1}{p} x^k = (x-1)R(x)$$

with $R(x) = x^{p-1} + \frac{p-1}{p}x^{p-2} + \dots + \frac{2}{p}x + \frac{1}{p}$. From Lemma 9 we know that $R(x)$ has $p-1$ distinct roots $\lambda_1, \dots, \lambda_{p-1}$, all comprised between $\frac{1}{p}$ and $\frac{p-1}{p}$. The set of eigenvalues of M is thus $M_\lambda = \{1, \lambda_1, \dots, \lambda_{p-1}\}$. We will prove that the set of eigenvalues of the matrix DM is $DM_\lambda = \{0, \lambda_1, \dots, \lambda_{p-1}\}$.

Let v_0, \dots, v_{p-1} be non null eigenvectors respectively associated to the eigenvalues $1, \lambda_1, \dots, \lambda_{p-1}$ of M . The case v_1 is particular and allows to conclude that 0 is an eigenvalue of DM . The other eigenvectors of M lead to the conclusion that DM also admits the eigenvalues $\lambda_1, \dots, \lambda_{p-1}$.

- $DM v_0 = D v_0$ since the associated eigenvalue is 1, and $D v_0 = 0$ because the eigenspace associated to the eigenvalue 1 is the hyper plan of constant vectors. As a consequence, 0 is an eigenvalue of DM .
- For the other eigenvectors, that is, for $1 \leq i \leq p-1$, let c_i be the constant vector with all its components equal to $\frac{1}{p} \sum_{k=0}^{p-1} v_{i_k}$, with v_{i_k} the k^{th} component of the vector v_i . $v_i - c_i \neq 0$, and

$$\begin{aligned} DM(v_i - c_i) &= D(M v_i - M c_i) \\ &= D(\lambda_i v_i - c_i) \\ &= \lambda_i D v_i - D c_i \\ &= \lambda_i(v_i - c_i) - 0 \end{aligned}$$

where the last equality is obtained from the fact that by definition of D we have $D v_i = v_i - c_i$. As a consequence, λ_i is an eigenvalue of DM .

Finally, $DM_\lambda = \{0, \lambda_1, \dots, \lambda_{p-1}\}$ and the spectral radius of DM is smaller or equal to $\frac{p-1}{p}$. \square

2.4 ... and allows to conclude

Lemma 7 shows that there exists an n in $\mathcal{O}(\log N)$ such that Y_n is a constant vector. In this subsection, we prove that if Y_n is a constant vector, then the shape of the sand pile configuration is wavy from the index n , exactly as it is stated in the main Theorem and on figure 7b.

Lemma 13. Y_n is a constant vector of \mathbb{Z}^p implies

$$\pi(N)_{[n, \infty[} \in \left(\left(\sum_{i=0}^{p+1} 0^i \right) \cdot p \cdot p-1 \cdot \dots \cdot 1 \right)^* 0^\omega$$

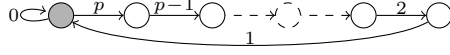
Proof. From this index n for which Y_n is a constant vector, we will see that the sequence $(b_i)_{i \geq n}$ is determined, or more accurately nearly determined. The proof works as follows. We will first see that if Y_n is a constant vector, then the value of b_n is 0 or p . if it is 0 then Y_{n+1} is again a constant vector; if it is p , then the sequence $(b_i)_{n \leq i < n+p}$ is determined to be equal to $(p, p-1, \dots, 1)$. Lemma 16 states that there is no sequence of more than $p+1$ values 0 in the sequence $(b_i)_{i \in \mathbb{N}}$, hence we may have a sequence of at most $p+1$ values 0 (during which Y_i remains constant), eventually followed by a value p which triggers the pattern $(p, p-1, \dots, 1)$. Finally, at the end of the sequence $(p, p-1, \dots, 1)$, we are back to a constant vector Y_i , and the reasoning can be repeated until the end of the configuration (the 0^ω), hence the result.

We concentrate on the sequence of values of Y_i . The fact that its components are integers, and especially the last one, will play a crucial role in the determination of the value of b_i because $0 \leq b_i \leq p$ (let us recall that the sequence b_i is the height difference representation of the fixed point with N grains, *i.e.*, $b_i = \pi(N)_i$).

We start from the hypothesis that $Y_n = (\alpha, \dots, \alpha)^T$, thus from the averaging system's equation (1) we have $Y_{n+1} = (\alpha, \dots, \alpha, \alpha + \frac{b_n}{p})^T$. Y_{n+1} is an integer vector and α is an integer, hence b_n equals 0 or p .

- If $b_n = 0$ then $Y_{n+1} = (\alpha, \dots, \alpha)^T$ and we are back to the same situation, the dilemma goes on: the value of b_{n+1} is not determined, it can be 0 or p .
- If $b_n = p$ then $Y_{n+k+1} = (\alpha, \dots, \alpha, \alpha + 1)^T$ from the relation above. A regular pattern then emerges:
 - if $Y_{n+1} = (\alpha, \dots, \alpha, \alpha + 1)^T$, then $Y_{n+2} = (\alpha, \dots, \alpha, \alpha + 1, \frac{p\alpha + 1 + b_{n+1}}{p})^T$ and it determines $b_{n+1} = p - 1$ so that $Y_{n+2} = (\alpha, \dots, \alpha, \alpha + 1, \alpha + 1)^T$ is an integer vector;
 - if $Y_{n+2} = (\alpha, \dots, \alpha, \alpha + 1, \alpha + 1)^T$, then $Y_{n+3} = (\alpha, \dots, \alpha, \alpha + 1, \frac{p\alpha + 2 + b_{n+2}}{p})^T$ and it determines $b_{n+2} = p - 2$ so that $Y_{n+3} = (\alpha, \dots, \alpha, \alpha + 1, \alpha + 1, \alpha + 1)^T$ is an integer vector;
 - *et cetera* we have $b_{n+i} = p - i$ for $0 \leq i < p$, and eventually $Y_{n+p} = (\alpha + 1, \dots, \alpha + 1)^T$ is a constant vector (note that Y_0 has a negative mean, hence α is negative, which is consistent with the $\alpha + 1$ we obtain).

Let us illustrate the developments above on the following picture, where arrows are labeled by values of b_i .



When Y_n is constant we are in the grey node, then it is either possible that $b_n = 0$ in which case we are back in a situation where Y_{n+1} is constant, or $b_n = p$ in which case $b_{n+1} = p - 1, \dots, b_{n+p-1} = 1$ and we are back in a situation where Y_{n+p} is a constant vector. The last argument is that from Lemma 16, it is not possible to have a sequence of more than $p + 1$ consecutive 0, hence it is not possible to loop more than $p + 1$ times on the grey node.

To conclude, if Y_n is a constant vector we are on the grey node, and then the set of possibilities for the sequence $(b_i)_{n \leq i}$ is described by paths on the automata above. Furthermore it is not possible to loop more than $p + 1$ consecutive times on the grey node, consequently the set of possibilities for the sequence $(b_i)_{n \leq i}$ is exactly the one described in the statement of the Theorem. Note that it is eventually possible to loop infinitely on the label 0, when there is no more grains on columns since Lemma 16 won't apply anymore, hence the 0^ω . \square

2.5 Proofs of Theorem 3 and Theorem 4

It remains to put the two pieces together to prove Theorem 3.

Theorem 3. *There exists an n in $\mathcal{O}(\log N)$ such that*

$$\pi(N)_{[n, \infty[} \in \left(\left(\binom{p+1}{i=0} 0^i \right) \cdot p \cdot \dots \cdot 2 \cdot 1 \right)^* 0^\omega$$

Proof. From Proposition 7, there exists an n in $\mathcal{O}(\log N)$ such that Y_n is a constant vector. We can therefore apply Lemma 13 for this n and the result follows. \square

An example of the various representations of fixed points (X_n , Y_n and wavy shape) for $\pi(2000)$ with $p = 4$ is given in appendix C.

In order to prove the refinement of Theorem 4, it seems necessary to overcome the “static” study — direct, for any fixed point — presented here and consider the dynamic of sand grains on columns beyond $\mathcal{O}(\log N)$, from $\pi(0)$ to $\pi(N)$. We recall that $\pi(N)$ can be computed inductively, using the relation

$$\text{for all } k > 0, \pi(\pi(k-1)^{\downarrow 0}) = \pi(k)$$

where $\sigma^{\downarrow 0}$ denotes the configuration obtained by adding one grain on column 0 of σ . We start from $\pi(0)$ and inductively compute $\pi(1), \pi(2), \dots, \pi(N-1)$ and $\pi(N)$ by repeating the addition of one grain on column 0. The sequence of firings from $\pi(k-1)^{\downarrow 0}$ to $\pi(k)$ is called the k^{th} *avalanche* (see subsection 1.4).

An interesting Corollary of Theorem 3, proven below, is that for any p and N , there is an index n in $\mathcal{O}(\log N)$ such that the N^{th} avalanche fires a set of consecutive columns (without missing any) on the right of that index n (conjectured

in [PR11a] and proven only for $p = 2$). We now formally introduce this important property on avalanches, which, when it is verified starting from an index n , leads to regularities in the avalanche process beyond column n (see [PR11a] and [PR11b] for details). We will see that a Corollary of Theorem 3 is that this property is verified on the k^{th} avalanche starting from an index in $\mathcal{O}(\log k)$.

We say that there is a *hole* at position i in an avalanche s^k if and only if $i \notin s^k$ and $(i+1) \in s^k$. An interesting property of an avalanche is the absence of hole from an index l , which tells that,

$$\text{there exists an } m \text{ such that } \begin{cases} \text{for all } i \text{ with } l \leq i \leq m, \text{ we have } i \in s^k \\ \text{for all } i \text{ with } m < i, \text{ we have } i \notin s^k \end{cases}$$

namely, from column l , a set of consecutive columns is fired, and nothing else. We say that an avalanche s^k is *dense starting from* an index l when s^k contains no hole i with $i \geq l$. We have already explained in [PR11a] that this property induces a kind of “pseudo linearity” on avalanches, that it somehow “breaks” the criticality of avalanche’s behavior and let them flow smoothly along the sand pile. Let us introduce a formal definition:

Definition 14. $\mathcal{L}'(p, k)$ is the minimal column such that the k^{th} avalanche is dense starting at $\mathcal{L}'(p, k)$:

$$\mathcal{L}'(p, k) = \min\{l \in \mathbb{N} \mid \exists m \in \mathbb{N} \text{ such that } \forall l \leq i \leq m, i \in s^k \text{ and } \forall i > m, i \notin s^k\}$$

Then, the global density column $\mathcal{L}(p, N)$ is defined as:

$$\mathcal{L}(p, N) = \max\{\mathcal{L}'(p, k) \mid k \leq N\}$$

The global density column $\mathcal{L}(p, N)$ is the smallest column number starting from which the N first avalanches are dense (contain no hole). A Corollary of Theorem 3 is:

Corollary 15. *For all parameter p , $\mathcal{L}(p, N)$ is in $\mathcal{O}(\log N)$.*

Proof. Let p be a fixed parameter. In order to prove the result, we will prove that if

$$\pi(k)_{[n, \infty[} \in \left(\left(\sum_{i=0}^{p+1} 0^i \right) \cdot p \cdot \dots \cdot 2 \cdot 1 \right)^* 0^\omega$$

then the next avalanche s^{k+1} is dense starting from $n+c$ with $c \leq p+1$, *i.e.*, $\mathcal{L}'(p, k+1) \leq n+c$. Since such an n is in $\mathcal{O}(\log k)$ for all k from Theorem 3, the Corollary follows.

Let us consider the following case disjunction.

- If the $k+1^{\text{th}}$ avalanche ends before column n , formally if $\max s^{k+1} < n$, then obviously $\mathcal{L}'(p, k+1) < n$ because for all l , $\mathcal{L}'(p, l) \leq \max s^l$.
- If the $k+1^{\text{th}}$ avalanche ends beyond column n , formally if $\max s^{k+1} \geq n$, then we will consider the dynamic of the avalanche process s^{k+1} on columns greater than n . There is an intuitive notion of *time* during an avalanche,

induced by the order of the firings: s_t^{k+1} is the fired column at time t . For the sake of clarity, let us precise our hypothesis given by Theorem 3 on the shape of $\pi(k)_{[n,\infty[}$. Let l and z_1, \dots, z_l be the integers such that

$$\pi(k)_{[n,\infty[} = \overbrace{0 \cdot \dots \cdot 0}^{z_1} \cdot p \cdot \dots \cdot 2 \cdot 1 \cdot 0 \cdot \dots \cdot 0 \cdot \overbrace{p \cdot \dots \cdot 2 \cdot 1}^{z_2} \cdot \dots \cdot 0 \cdot \dots \cdot 0 \cdot \overbrace{p \cdot \dots \cdot 2 \cdot 1}^{z_l} \cdot 0^\omega$$

The aim is to prove that s^{k+1} is dense starting from $n + z_1$, which is proven by induction on the following Statement:

Statement. *For all $i \geq n + z_1$, if $i \notin s^{k+1}$ then $(i+1) \notin s^{k+1}$.*

Let us prove this Statement for all $i \geq n + z_1$, by considering two cases.

- If $\pi(k)_i > 0$, we prove the contraposition of the Statement: if $(i+1) \in s^{k+1}$ then $i \in s^{k+1}$. The firing at $(i+1)$ gives p units of height difference to column i , which becomes unstable and thus $i \in s^{k+1}$.
- If $\pi(k)_i = 0$, we prove the Statement by contradiction: let us suppose that $(i+1) \in s^{k+1}$. Column i can: receive p units of height difference from $(i+1)$, and 1 unit of height difference from $(i-p)$. By hypothesis, i receives p units of height difference thus $(i-p) \notin s^{k+1}$ otherwise i receives $p+1$ units of height difference during the avalanche process and $i \in s^{k+1}$.

According to the shape of $\pi(k)$ beyond column n , there are two possibilities for the value of $\pi(k)_{i+1}$. Let us show that in any case we have $(i-p+1) \in s^{k+1}$.

- * If $\pi(k)_{i+1} = 0$, then since $(i+1)$ is fired it should receive at least $p+1$ units of height difference, which is possible only if $(i-p+1) \in s^{k+1}$.
- * If $\pi(k)_{i+1} = p$, then we prove it in two steps. Firstly, from the locality of the rule (it involves columns at distance at most p) and the stability of $\pi(k)$, a column can't be fired if none of the p preceding columns has been fired. Secondly, for all j with $0 < j < p$, we have $\pi(k)_{i+1-j} < p$ thus by induction on fact that such a column can't be fired if its successor (the consecutive column on its right) has been fired, $i+1$ is fired before any of the p preceding columns. Consequently, it is not possible to fire any column greater than $i+1$ before column $i+1$ itself. We can therefore conclude that $i+1$ received units of height difference from the left of the configuration, that is, from $(i-p+1)$.

We proved that $(i-p+1) \in s^{k+1}$. Now, if $(i+1) \in s^{k+1}$ then the z_i associated to column i is at most $p-1$, otherwise the avalanche process can't go beyond this flat surface (again, from the locality of the rule). As a consequence, $\pi(k)_{i-p} > 0$, and since $(i-p+1) \in s^{k+1}$ it gives p units of height difference to $i-p$ thus it becomes unstable, but $(i-p) \notin s^{k+1}$, which is a contradiction.

□

Theorem 4. *There exists an n in $\mathcal{O}(\log N)$ such that*

$$\pi(N)_{[n, \infty[} \in (p \cdot \dots \cdot 2 \cdot 1)^* [0] (p \cdot \dots \cdot 2 \cdot 1)^* 0^\omega$$

where $[0]$ stands for at most one symbol 0 .

Proof. We prove a slightly stronger result, that there is an n in $\mathcal{O}(\log N)$ such that

$$\pi(N)_{[n, \infty[} \in \left(\bigoplus_{i=0}^{p+1} 0^i \right) (p \cdot \dots \cdot 2 \cdot 1)^* [0] (p \cdot \dots \cdot 2 \cdot 1)^* 0^\omega$$

The proof works by induction on N , with the base case coming from Theorem 3. For the induction, suppose the result holds for $\pi(N)$ with the wavy pattern $0^i(p \cdot \dots \cdot 1)^x 0(p \cdot \dots \cdot 1)^y$, with $i \geq 0$, $x > 0$ and $y \geq 0$, beginning at n in $\mathcal{O}(\log N)$. In addition, there is a minimal index l such that the $(N+1)^{th}$ avalanche fires a set of consecutive columns, from l to m , and from Corollary 15 this l is in $\mathcal{O}(\log N)$. Without loss of generality, we consider that $l \leq n - p$.

- if $m < n + i$, either the wavy pattern is not affected (if $m \leq n - p$), or Theorem 3 ensures that there will always exist an index n in $\mathcal{O}(\log N)$ such that the wavy pattern is preserved;
- if $n + i \leq m$, we first note that $i \neq p + 1$ because an avalanche cannot “cross” a set of $p + 1$ consecutive 0. In this case, the avalanche triggers a chain reaction that stops on the last wave before the 0 is encountered, and thus spans the x first waves, *i.e.*, $m = n + (x - 1)p$. A simple look at the transition rule indicates that the firing of columns $n - p$ to m shifts the wavy pattern to the following: $0^i(p \cdot \dots \cdot 1)^{x-1} 0(p \cdot \dots \cdot 1)^{y+1}$.

In any case, the result holds for $\pi(N + 1)$. □

3 Conclusive discussion

The result of this paper stresses the fact that sand pile models are at the edge between discrete and continuous systems. Indeed, when there are very few sand grains, each one seems to contribute greatly to the global shape of the configuration. However, when the number of grains is very large, a particular sand grain seems to have no importance to describe the shape of a configuration. The result can be interpreted as a separation of the discrete and continuous parts of the system, despite it is not clearly stated. On one hand, the left seemingly unordered part, interpreted as reflecting the discrete behavior, prevents regularities to emerge. On the other hand, the right and ordered part, interpreted as reflecting the continuous behavior, lets a regular and smooth pattern to come into view.

Nevertheless, the separation between discrete and continuous behaviors may be challenged because the continuous part emerges from the discrete part. We have two remarks about this latter fact. Firstly, the consequence seems to be a slight bias appearing on the continuous part: it is not fully homogeneous —that

is, with the exact same height difference at each index— which would have been expected for a continuous system, but a —very small— pattern is repeated. This remark actually seems to be misleading because this exact same bias disappears when we consider an initial configuration with p consecutive indices with N units of height difference, thus it looks like the bias comes from the gap between the unicity of the initial column compared to the parameter p of the rule. Secondly, if we consider the asymptotic form of a fixed point, the relative size of the discrete part is null. This, regarding the intuition described above that when the number of grains is very large then a particular grain has no importance, is satisfying.

Let us save the last words to a distracting application to a famous paradox. Someone who has a very little amount of money is called *poor*. Someone *poor* who receives one cent remains *poor*. Nonetheless, if the increase by 1 cent is repeated a great number of time then the person becomes *rich*. The question is: when exactly does the person becomes *rich*? An answer may be that *richness* appears when money creates waves...

References

- [BT88] P. Bak and K. Tang, C. Wiesenfeld. Self-organized criticality. *Phys. Rev. A*, 38(1):364–374, Jul 1988.
- [Cre96] Michael Creutz. Cellular automata and self organized criticality. In *in Some New Directions in Science on Computers*, 1996.
- [DL98] Jérôme Olivier Durand-Lose. Parallel transient time of one-dimensional sand pile. *Theor. Comput. Sci.*, 205(1-2):183–193, 1998.
- [FMP07] Enrico Formenti, Benoît Masson, and Theophilos Pisokas. Advances in symmetric sandpiles. *Fundam. Inform.*, 76(1-2):91–112, 2007.
- [FPPH11] Enrico Formenti, Van Trung Pham, Ha Duong Phan, and Tran Thi Thu Huong. Fixed point forms of the parallel symmetric sandpile model. *CoRR*, abs/1109.0825, 2011.
- [GBLJ09] S. Grauwin, É. Bertin, R. Lemoy, and P. Jensen. Competition between collective and individual dynamics. *National Academy of Sciences USA*, 106(49):20622–20626, 2009.
- [GG97] R. B. Gardner and N. K. Govil. Some generalizations of the eneström-akekeya theorem. *Acta Math. Hungar.*, 74(1-2):125–134, 1997.
- [GK93] Eric Goles and Marcos A. Kiwi. Games on line graphs and sand piles. *Theor. Comput. Sci.*, 115(2):321–349, 1993.
- [GLM⁺04] E. Goles, M. Latapy, C. Magnien, M. Morvan, and H.D. Phan. Sandpile models and lattices: a comprehensive survey. *Theor. Comput. Sci.*, 322(2):383–407, 2004.

- [GM10] Eric Goles and Bruno Martin. Computational Complexity of Avalanches in the Kadanoff Two-dimensional Sandpile Model. In TUCS, editor, *Proceedings of JAC 2010 Journées Automates Cellulaires 2010*, pages 121–132, Turku Finland, 12 2010. F.1.1.
- [GMG02] Anahí Gajardo, Andrés Moreira, and Eric Goles. Complexity of Langton’s ant. *Discrete Applied Mathematics*, 117(1-3):41–50, 2002.
- [GMP02] Eric Goles, Michel Morvan, and Ha Duong Phan. The structure of a linear chip firing game and related models. *Theor. Comput. Sci.*, 270(1-2):827–841, 2002.
- [GPST95] David Gale, Jim Propp, Scott Sutherland, and Serge Troubetzkoy. Further travels with my ant. *Mathematical Entertainments column, Mathematical Intelligencer*, 17:48–56, 1995.
- [HMU03] John E. Hopcroft, Rajeev Motwani, and Jeffrey D. Ullman. *Introduction to automata theory, languages, and computation - international edition (2. ed)*. Addison-Wesley, 2003.
- [KH96] A. Katok and B. Hasselblatt. *Introduction to the Modern Theory of Dynamical Systems*. Encyclopedia of Mathematics and Its Applications. Cambridge University Press, 1996.
- [KNWZ89] Leo P. Kadanoff, Sidney R. Nagel, Lei Wu, and Su-min Zhou. Scaling and universality in avalanches. *Phys. Rev. A*, 39(12):6524–6537, Jun 1989.
- [Pha08] Thi Ha Duong Phan. Two sided sand piles model and unimodal sequences. *ITA*, 42(3):631–646, 2008.
- [PPP11] K. Perrot, H.D. Phan, and T. Van Pham. On the set of Fixed Points of the Parallel Symmetric Sand Pile Model. *AUTOMATA 2011, DMTCS proceedings*, November 2011.
- [PR11a] Kévin Perrot and Éric Rémila. Avalanche Structure in the Kadanoff Sand Pile Model. *LATA 2011, LNCS 6638 proceedings*, may 2011.
- [PR11b] Kévin Perrot and Éric Rémila. Transduction on Kadanoff Sand Pile Model Avalanches, Application to Wave Pattern Emergence. *MFCS 2011, LNCS 6907 proceedings*, August 2011.
- [Wea48] W. Weaver. Science and Complexity. *American Scientist*, 36(536), 1948.

A There is no plateau of length larger than $p + 1$

A plateau is a set of at least two non empty and consecutive columns of equal height. The length of a plateau is the number of columns composing it.

Lemma 16. *For any N and any configuration σ such that $(N, 0^\omega) \xrightarrow{*} \sigma$, in σ there is no plateau of length strictly greater than $p + 1$.*

Proof. This proof proceeds by contradiction, using the fact that configurations are sequences of non-negative integers (\mathcal{H}_1). Suppose there exists a configuration σ reachable from $(N, 0^\omega)$ for some N , such that there is a plateau of length at least $p + 2$ in σ . Since there is no plateau in the initial configuration $(N, 0^\omega)$, and there is a finite number of steps to reach σ , there exists two configurations ρ and τ such that $\rho \rightarrow \tau$ and such that there is a plateau of length at least $p + 2$ in τ , and none in ρ (\mathcal{H}_2). Let k be the leftmost column of the plateau of length at least $p + 2$ in τ , *i.e.* for all column j between k and $k + p$, $\tau_j = 0$ (\mathcal{H}_3). We will now see that there is no i such that $\rho \xrightarrow{i} \tau$, which completes the proof.

- if $i < k - p$ or $i > k + p + 1$ then a firing at i has no influence on columns between k and $k + p + 1$ and there is a plateau of length at least $p + 2$ in ρ , contradicting \mathcal{H}_2 .
- if $k - p \leq i \leq k$ then according to the rule definition we have $\tau_{i+p} = \rho_{i+p-1} - 1$, and from \mathcal{H}_3 $\rho_{i+p} = 0$ therefore $\tau_{i+p} < 0$ which is not possible (recalled in \mathcal{H}_1).
- if $k < i \leq k + p + 1$ then according to the rule definition we have $\tau_{i-1} = \rho_{i-1} - p$ and from \mathcal{H}_3 $\rho_{i-1} = 0$ therefore $\tau_{i-1} < 0$ which again is not possible from \mathcal{H}_1 .

□

B The support of $\pi(N)$ is in $\Theta(\sqrt{N})$

We give bounds for the maximal index of a non-empty column in the fixed point $\pi(N)$ according to the number N of grains, denoted $w(N)$. $w(N)$ can be interpreted as the support or width or size of $\pi(N)$. We consider a general model $\text{KSPM}(p)$ with p a constant integer greater or equal to 1. A formal definition of $w(N)$ is for example $w(N) = w(\pi(N)) = \min\{i | \forall j \geq i, \pi(N)_j = 0\}$. See figure 8.

Lemma 17. *The support of $\pi(N)$ is in $\Theta(\sqrt{N})$.*

Proof. The support of $\pi(N)$ is denoted $w(N)$.

Lower bound: $\pi(N)$ is a fixed point, therefore by definition for all index i we have $\pi(N)_i \leq p$. Then,

$$N \leq \sum_{i=0}^{w(N)} p \cdot i = p \frac{w(N) \cdot (w(N) + 1)}{2} < p^2 (w(N) + 1)^2$$

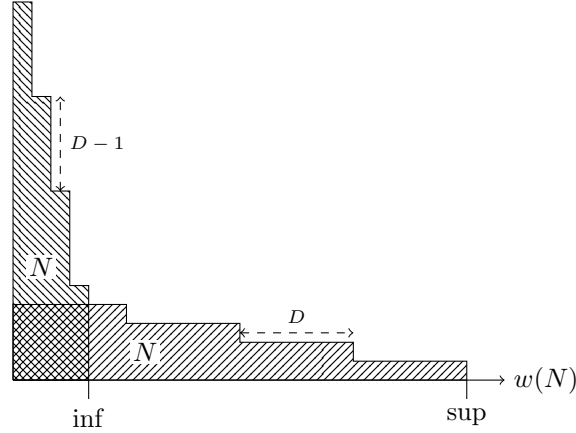


Figure 8: The support of $\pi(N)$ is in $\Theta(\sqrt{N})$. It is lower bounded by the fact that each height difference on a stable configuration is at most p , and upper bounded by the fact that there is no plateau of length larger than $p + 1$.

hence $\frac{1}{p}\sqrt{N} - 1 < w(N)$.

Upper bound: From Lemma 16, there is no plateau of length greater than $p + 1$. Therefore, for $w(N) \geq p$ we have

$$N \geq \sum_{i=0}^{\lfloor \frac{w(N)}{p+1} \rfloor} (p+1) \cdot i \geq (p+1) \left(\frac{\left(\frac{w(N)}{p+1} - 1\right) \frac{w(N)}{p+1}}{2} \right) > \left(\frac{w(N)}{p+1} - 1 \right)^2$$

hence $(p+1)\sqrt{N} + p + 1 > w(N)$. □

C $\pi(2000)$ for $p = 4$

Figure 9 presents some representations of $\pi(2000)$ for $p = 4$ used in the developments of the paper: differences of shot vector (figure 9a), shot vector (figure 9b) and height (figure 9c).

$$\pi(2000) = (4, 0, 4, 1, 3, 2, 4, 1, 1, 3, 4, 3, 4, 2, 0, 1, 4, 2, 2, 1, \\ 4, 3, 2, 1, 0, 4, 3, 2, 1, 4, 3, 2, 1, 4, 3, 2, 1, 4, 3, 2, 1, 0^\omega)$$

We can notice on figure 9a that the shot vector differences contract towards some “steps” of length p , which corresponds to the statement of Lemma 7 that the vector Y_n becomes constant exponentially quickly (note that this graphic plots the opposite of the values of the components of Y_n). The shot vector representation on figure 9b corresponds to the values of the components of X_n , which we did not manage to tackle with classical methods. Figure 9c pictures the sand pile configuration on which the wavy shape appears starting from column 20.

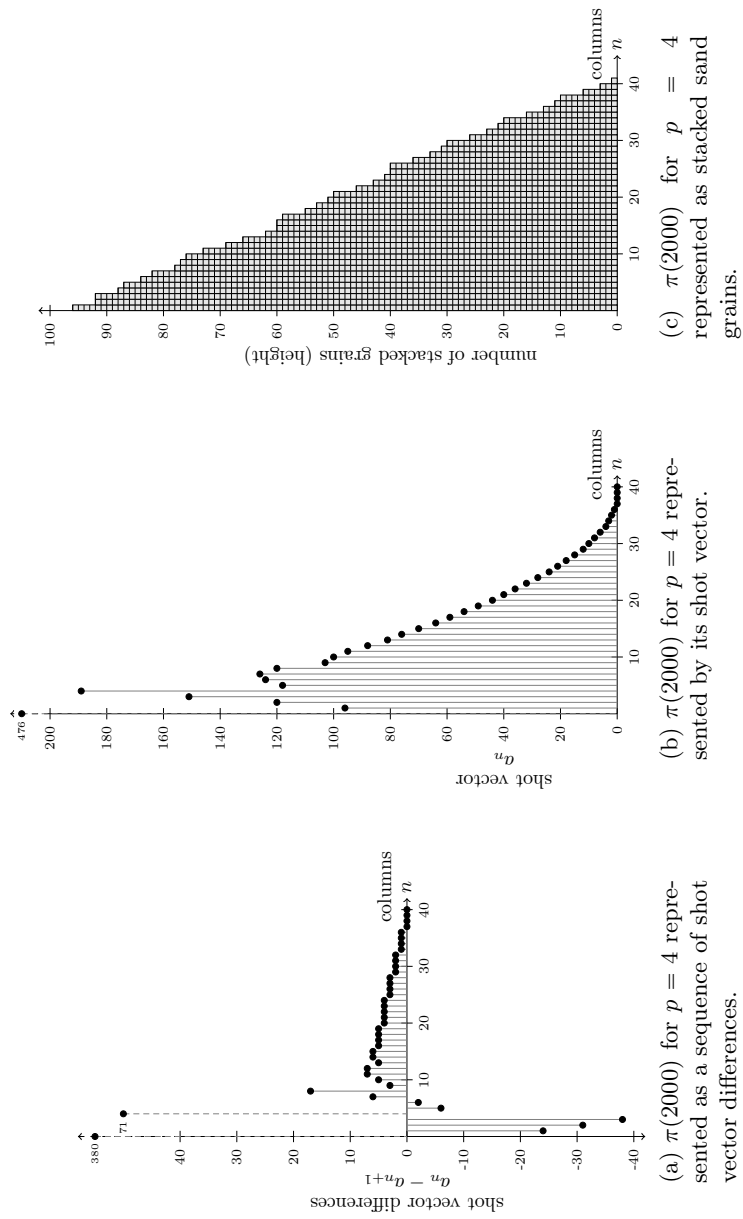


Figure 9: Representations of $\pi(2000)$ for $p = 4$.