

# Cross-Layer Strategies for Throughput Maximization in Data Aggregating Wireless Networks

Easwar Vivek M, Venkatesh Ramaiyan and Srikrishna Bhashyam  
Department of Electrical Engineering  
Indian Institute of Technology Madras  
Chennai 600036, India  
Email: {ee10s045, rvenkat, skrishna}@ee.iitm.ac.in

**Abstract**—We consider a data aggregating wireless network where all nodes have data to send to a single destination node, the sink. We consider a linear placement of nodes with the sink at one end. The nodes communicate directly to the sink (single hop transmission) and we assume that the nodes are scheduled one at a time by a central scheduler (possibly the sink). The wireless nodes are power limited and our network objective (notion of fairness) is to maximize the minimum throughput of the nodes subject to the node power constraints. In this work, we consider network designs that permit adapting node transmission time, node transmission power and node placements, and study cross-layer strategies that seek to maximize the network throughput. Using simulations, we characterize the performance of the different strategies and comment on their applicability for various network scenarios.

## I. INTRODUCTION

We consider an ad hoc wireless network where all the nodes have data to send to a common destination node, called the sink node. We assume that the nodes are placed along a straight line with the sink at one end. This could be a sensor network, where, the sensor nodes generate data and send it to a common fusion center or the sink. In an ad hoc network deployment for an emergency scenario, the sink could be the gateway to the Internet and the wireless nodes could correspond to local access points or base stations set up temporarily along a highway. The ad hoc network of the access points (here, the wireless nodes) would provide the necessary backbone to establish a communication setup for search and rescue operations. The network objective in such a setup would be to maximize the throughput for every wireless node and to provide bounded delay for real time traffic.

In this work, we assume that the wireless nodes communicate directly to the sink using a single hop and that the nodes are scheduled one at a time by a central scheduler (no spatial reuse). Distributed medium access protocols (e.g., IEEE 802.11) are extremely popular in such network scenarios, however, they do not guarantee QoS required for crucial real time communications. We envision that the wireless nodes/access points would communicate in a TDM fashion with the sink, thus, ensuring minimum throughput and bounded delay; the access point could use popular distributed MAC protocols

like WiFi or Bluetooth to provide access to the end users. The single hop assumption also ensures that the delay is bounded and that a guaranteed QoS can be provided to all the wireless nodes. Coordinating simultaneous transmissions will incur communication overheads and may not be helpful for a small number of wireless nodes (typical of an emergency scenario).

We assume that the wireless nodes are individually power constrained (except the sink) and our network objective is to maximize the minimum throughput of the wireless nodes subject to the individual power constraints. We are interested in the uplink traffic scenario, and we restrict to max-min fairness in this work. Clearly, the nodes that are located close to the sink have a better channel to the sink than the nodes that are placed farther. In this work, we consider network designs that permit adapting node transmission times, node transmission powers and node placements, and, study cross-layer strategies that seek to optimize the network performance.

### A. Related Literature

The seminal work by Gupta and Kumar [1] describes the max-min fair capacity of an asymptotic ad hoc wireless network with random source-destination pairs. The transport capacity of a many-to-one data gathering wireless channel was studied in [2]. In this work, we consider arbitrary placement of a fixed number of nodes and permit adapting node transmission time and transmission power to maximize the network throughput. In [3], Toumpis and Goldsmith, have characterized the rate region of a wireless network for an arbitrary but fixed placement of nodes but they do not optimize on the network parameters.

For a regular linear array of nodes, Giridhar and Kumar [4], have studied the functional lifetime of the network as a function of the initial node energies. In [5], Leela has described the energy optimal routing strategy for a linear array of data aggregating wireless nodes. In this work, we aim to maximize the network throughput for an average power constraint (and we do not study an energy constraint).

In [6], Qin and Berry propose an opportunistic scheduling scheme called opportunistic splitting algorithm for a single

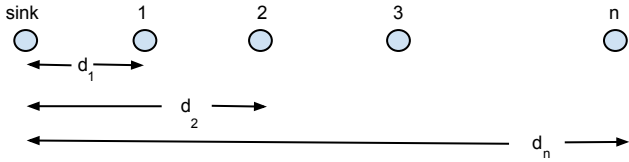


Fig. 1. A linear arrangement of nodes. All the nodes send data to the sink by single hop direct communication.

hop, fading wireless channel. In [7], Hou et. al., characterize the rate region for a single hop, fading wireless channel and discuss utility optimal scheduling strategies as well. We do not consider fading channels, however, we expect that the above strategies will only add to the work reported in this paper.

### B. Outline

In section II, we describe the network model and in section III, we describe the network objective and the optimization framework. In section IV, we report the performance of the wireless network for the different operating strategies and in section V, we conclude the work and discuss future work.

## II. NETWORK MODEL

We consider a wireless network with a linear arrangement of nodes as shown in Figure 1. The sink is assumed to be located at one end of the network and the nodes, numbered,  $1, 2, \dots, n$ , are located at a distance  $d_1, d_2, \dots, d_n$  from the sink, where  $0 \leq d_1 \leq d_2 \leq \dots \leq d_n$ . The wireless channel gain between a node  $i$  and the sink is assumed to be a constant and is modeled as a function of the path loss only. In this work, we assume that the fixed path loss between a node  $i$  and the sink is  $\frac{1}{d_i^\eta}$ , where  $\eta$  is the path loss exponent.

A central scheduler schedules the wireless nodes. We consider a frame of size  $T$  seconds such that every node is scheduled once in a frame. The frame duration  $T$  bounds the maximum delay of access to the sink for any node  $i$ . Let  $t_1, t_2, \dots, t_n$  be the amount of time allocated to the users in a frame, where  $0 \leq t_1, \dots, t_n \leq T$  and  $\sum_{i=1}^n t_i \leq T$ .

The nodes have an average power constraint of  $P_i$  with the total network power being  $\bar{P} = \sum_{i=1}^n P_i$ . Hence, the average energy spent by a node in a frame is  $TP_i$ . When a node  $i$  is scheduled in a frame for a duration of  $t_i$  seconds with an average energy of  $TP_i$ , then, we assume that the node can achieve a Shannon capacity of  $C_i(t_i, P_i, d_i) := W \frac{t_i}{T} \log \left( 1 + \frac{TP_i}{\sigma^2 d_i^\eta} \right)$ ;  $W$  is the system bandwidth and  $\sigma^2$  is the average noise power. The capacity expression does not include a term for interference in communication as we assume that the nodes are scheduled one at a time (no spatial reuse).

In this setup, the network objective is to maximize the minimum throughput of the wireless nodes, i.e.,

$$\max \min(C_1(t_1, P_1), \dots, C_n(t_n, P_n))$$

subject to the time and power constraints. The nodes that are closer to the sink have a better channel relative to the nodes that are farther away. An equal share of the network resources would severely hurt the farther nodes and bring down the network performance. In this work, we study cross-layer strategies that seek to maximize the network throughput by optimizing the node transmission time, node transmission power and also the node position. In Section III we describe in detail the network objective and the optimization problem and in Section IV, we report the network performance. Without loss of generality, we will take  $T = 1, W = 1$  and  $\sigma^2 = 1$ . Then, the time constraint reduces to  $\sum_{i=1}^n t_i \leq 1$  and the achievable capacity becomes  $C_i(t_i, P_i, d_i) = t_i \log \left( 1 + \frac{P_i}{d_i^\eta} \right)$ .

## III. NETWORK OPTIMIZATION

### A. Basic Reference Model

Consider a network arrangement where the nodes are placed at regular intervals with equal distance between adjacent nodes, i.e.,  $d_{i+1} = (i+1)d_1$  for all  $i \geq 1$  and  $d_1 > 0$ . Also, suppose that the individual node power constraint  $P_i = P$  for all  $i$  (the total network power  $\bar{P} = nP$ ) and the fraction of time allocated to a node is  $t_i = \frac{1}{n}$  for all  $i$ . The network model corresponds to a fair and basic scenario where all the nodes have equal access to the channel, energy and traffic (the service region of a wireless node is the same for all the nodes with a regular placement of nodes). The achievable capacity for a node in this setup is  $C_i^{BR} = \frac{1}{n} \log \left( 1 + \frac{nP}{(id_1)^\eta} \right)$  and the max-min capacity of the network is  $C^{BR} = \frac{1}{n} \log \left( 1 + \frac{nP}{d_1^\eta} \frac{1}{n} \right)$ . In this work, we consider the above network performance as the basic reference model. In the following subsections, we will describe various network design strategies that adapt the node transmission time, node average power and the node location to maximize the network throughput. We will use the basic reference model to compare and analyze the performance of the various strategies and comment on their applicability.

### B. Time Adaptation

The time adaptation scheme permits nodes to adapt or modify their transmission time  $t_i$  subject to the overall frame constraint,  $\sum_{i=1}^n t_i \leq 1$ . The nodes are placed at regular intervals such that  $d_{i+1} = (i+1)d_1$  for all  $i \geq 1$  and  $d_1 > 0$ , and the individual node power constraint  $P_i = P$  for all  $i$ . The achievable capacity in this setup for any node  $i$  is  $C_i^{TA}(t_i) = t_i \log \left( 1 + \frac{P}{(id_1)^\eta} \right)$  and the max-min capacity of the network is

$$C^{TA} = \max_{\{t_i: t_i \geq 0, \sum_{i=1}^n t_i \leq 1\}} (C_1^{TA}, \dots, C_n^{TA})$$

The time adaptation scheme can easily be implemented by modifying the central scheduler.

### C. Power Adaptation

The power adaptation scheme permits nodes to have different average node power  $P_i$  subject to the overall network

power constraint,  $\sum_{i=1}^n P_i \leq \bar{P}$ . The nodes are placed at regular intervals such that  $d_{i+1} = (i+1)d_1$  for all  $i \geq 1$  and  $d_1 > 0$ , and the nodes have equal transmission times,  $t_i = \frac{1}{n}$ . The achievable capacity in this setup for any node  $i$  is given by  $C_i^{PA}(P_i) = \frac{1}{n} \log \left( 1 + \frac{nP_i}{(id_1)^n} \right)$  and the max-min capacity of the network is

$$C^{PA} = \max_{\{P_i: P_i \geq 0, \sum_{i=1}^n P_i \leq \bar{P}\}} (C_1^{PA}, \dots, C_n^{PA})$$

Unlike the time adaptation scheme, the power adaptation scheme requires the network to be designed a priori and the nodes have to be provisioned before deployment. Power adaptation is possible by provisioning different capacities of battery (or, say, solar cells) in different nodes.

#### D. Node Placements

In this scheme, we optimize the network performance by adjusting the node placements. In an emergency setup, the wireless nodes (access points) would service a certain region of the network. Regular node placements would imply that the service regions of the nodes and the traffic generated by the individual wireless nodes are similar. This motivated us to consider a max-min notion of fairness for the wireless network. In this scheme, we permit a non-regular placement of nodes. Accordingly, the traffic generated by the individual nodes would change depending on their location. Consider an arbitrary location of nodes  $\{d_i\}$  such that  $0 \leq d_1 \leq \dots \leq d_n \leq n$ . For equal node transmission times,  $t_i = \frac{1}{n}$  and equal node power constraints,  $P_i = \frac{\bar{P}}{n} = P$ , the achievable capacity of a node  $i$  is given by  $C_i^{NP}(d_i) = \frac{1}{n} \log \left( 1 + \frac{nP}{d_i^n} \right)$ . We consider the following network objective for the scenario,

$$C^{NP} = \max_{\{d_i: 0 \leq d_1 \leq \dots \leq d_n \leq n\}} \left( \frac{C_i^{NP}}{A_i} \right)$$

where  $A_i$  is the traffic generated by node  $i$  corresponding to the placements  $\{d_i\}$ . The metric of interest is the ratio of the capacity achieved and the traffic generated. The  $A_i$  can be computed using a Voronoi tessellation assuming a uniform traffic density in  $[0, n]$ . For regular node placements, the  $A_i$  are equal and is equal to unity for all  $i$  (the network objective, hence, reduces to max-min fairness of the user throughputs).

The node placement strategy also has to be identified a priori before deployment and the service region and traffic routing has to be planned accordingly.

#### IV. NUMERICAL WORK

In this section, we report the performance of the network for the different control strategies described in Section III. The plots in the section correspond to solutions of the optimization problem described in Section III, solved using Matlab.

In Figure 2, we report the performance of the time adaptation scheme for increasing number of wireless nodes and for different values of the node average power  $P$ . In the figure, we plot the ratio of the max-min throughput of the time adaptation scheme with respect to the max-min throughput of the base reference model. The nodes are regularly placed

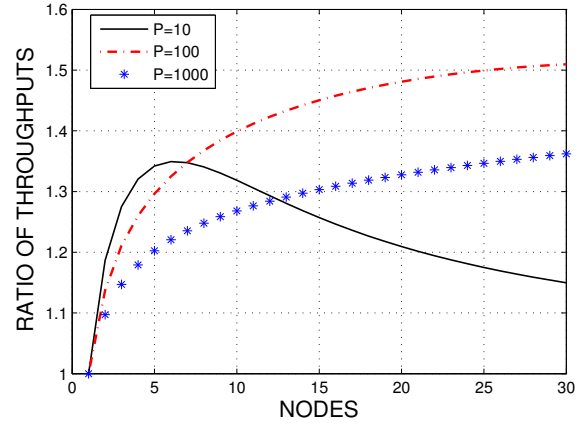


Fig. 2. Ratio of the max-min throughput of the time adaptation scheme and the base reference model.

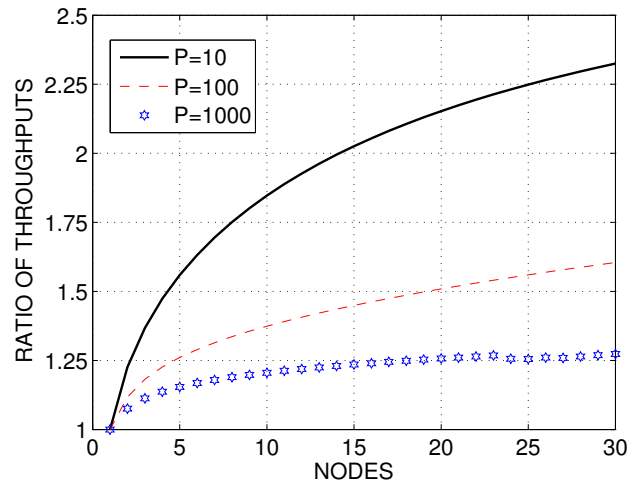


Fig. 3. Ratio of max-min fair throughput of the power adaptation scheme and the base reference model.

with  $d_1 = 1$  and  $d_{i+1} = id_1$  for all  $i \geq 1$ . At the optimal operating strategy, we note that the node transmission times are ordered as  $0 < t_1 < t_2 < \dots < t_n < 1$ ; the nodes that are farther away are allocated more channel time to compensate their poor channel gain. From the figure, we infer that the network performance with time adaptation improves for small values of  $n$  for any  $P$ . However, the relative improvement in performance becomes negligible for large  $n$ . As the number of nodes increases, the average node transmission time for any node goes to zero. This reduces the effectiveness of the time adaptation scheme in comparison with the base model.

In Figure 3, we plot the ratio of the max-min fair throughput of the power adaptation scheme and the base reference model as a function of the number of nodes  $n$ . We report the performance for three different values of the node average power  $P$  (with the total network power  $\bar{P} = nP$ ). The nodes are regularly placed with  $d_1 = 1$  and  $d_{i+1} = id_1$  for all  $i \geq 1$ . At

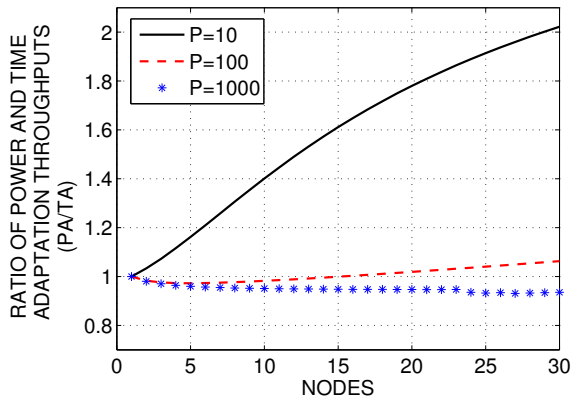


Fig. 4. Ratio of the max-min fair throughput of the power adaptation scheme and time adaptation scheme.

the optimal operating strategy, we note that the node average powers are ordered as  $0 < P_1 < P_2 < \dots < P_n < nP$ ; the nodes that are farther away are allocated more power due to their poor channel condition. From the figure, we could infer that the network performance with power adaptation improves for all  $n$ . This is because the total power of the system scales as  $n$  unlike in the time adaptation case where the time frame to be shared is fixed for any number of nodes. We also note from the figure that the improvement in performance with power adaptation decreases as the node average power increases. The result is due to the concave nature of the rate curve (law of diminishing returns).

In Figure 4, we plot the ratio of the max-min fair throughput of the power adaptation scheme and the time adaptation scheme. As expected, power adaptation is an optimal strategy for small  $P$  and for large values of  $n$  and time adaptation is good for small  $n$  and for large values of  $P$ .

In Figure 5, we plot the ratio of the max-min fair throughput of the node placement adaptation scheme and the base reference model.  $t_i = \frac{1}{n}$  for all nodes and  $P_i = P$  for all nodes. At the optimal operating strategy, we observed that the node locations are such that  $n > d_1 - 0 > d_2 - d_1 > d_3 - d_2 > \dots > d_n - d_{n-1} > 0$  and  $n > A_1 > A_2 > \dots > A_n > 0$ ; the nodes farther away from the sink generate less traffic than the nodes closer to the sink. From the figure we observe that the network performance with node placements improves for all  $n$ . As in power adaptation, the catchment area adapted system performs increasingly better with the increase in the total number of nodes. This is again because the total distance over which the node placement takes place scales as  $n$ , the total number of nodes in the system. Also, the network performance decreases with increasing node average power (like in the power adaptation scheme). The performance of the node placement scheme is very similar to the power adaptation schemes.

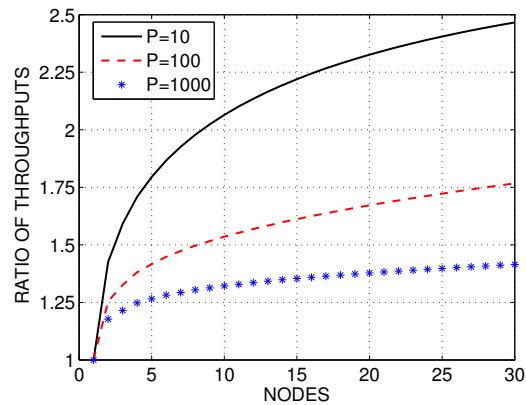


Fig. 5. Ratio of max-min fair throughput of the node placement scheme and the base reference model.

## V. CONCLUSION

In this work, we have studied throughput optimization of a data aggregating network with simple and practical design strategies. We have restricted to single hop communication with no spatial reuse and we have studied the network performance for different node transmission time, node transmission power and node placements. In a data aggregating network where all the nodes generate similar traffic, the nodes that are far away from the sink suffer due to the large path loss. Most scheduling strategies are either unfair to such nodes or have poor network life time. In this paper, we have studied three simple strategies to optimize the network performance for such a data aggregating network. We have observed that time adaptation is a useful strategy for small number of users and for large  $P$ . Power adaptation and node placement provide better gains than time adaptation for small  $P$  and for large values of  $n$ . The above results clearly show the necessity to plan the network before deployment in the field for optimal performance.

We have studied the different strategies separately to understand their effect. Of course, the network performance would improve further when the different control strategies are simultaneously used. Also, we have not modeled fading channels. In our future work, we would like to study the performance of the different strategies for a fading channel. Also, in future, we would like to study the benefits of multihopping without spatial reuse for a data aggregating network.

## REFERENCES

- [1] P Gupta and P R Kumar, "The Capacity of Wireless Networks," *IEEE Transactions on Information Theory*, vol. 46, is. 2, pp. 388–404, 2000.
- [2] H El Gamal, "On the Scaling Laws of Dense Wireless Sensor Networks: The Data Gathering Channel," *IEEE Transactions on Information Theory*, vol. 51, is. 3, pp. 1229–1234, 2005.
- [3] S Toumpis and A Goldsmith, "Capacity Regions of Wireless Ad hoc Networks," *IEEE Transactions on Wireless Communications*, vol. 2, is. 4, pp. 736–748, 2003.
- [4] A Giridhar and P R Kumar, "Maximizing the Functional Lifetime of Sensor Networks," *International Symposium on Information Processing in Sensor Networks*, 2005.

- [5] Leela Aarthy N, "Energy Aware Routing in Wireless Sensor Networks," B.Tech. Project Report, Department of Electrical Engineering, Indian Institute of Technology Madras, Chennai, 2010.
- [6] X Qin and R Berry, "Opportunistic Splitting Algorithms for Wireless Networks," *Infocom*, vol. 3, pp. 1662–1672, 2004.
- [7] I Hou and V Borkar and P R Kumar, "A Theory of QoS for Wireless," *Infocom*, pp. 486–494, 2009.