

Probing the Locally Generated Even and Odd Order Nonlinearity in Y-Ba-Cu-O and Tl-Ba-Ca-Cu-O (2212) Microwave Resonators around T_C

Brooke M. Jerjes, Sean R. Cratty, and S. K. Remillard, *Member, IEEE*
Physics Department, Hope College, Holland, MI 49423, USA

Abstract— Spatial scanning of the synchronously generated 2nd and 3rd order intermodulation distortion in superconducting resonators uncovers local nonlinearity hot spots, and possible time reversal symmetry breaking, using a simple probe fashioned from coaxial cable. It is clear that even and odd order nonlinearity in these samples do not share the same physical origins, as their temperature and static magnetic field dependences are quite different. 2nd order intermodulation distortion (IMD) remains strong in these measurements as the temperature continues to drop below T_C to 77K even though the 3rd order peaks near T_C and becomes smaller at lower temperature as predicted by the nonlinear Meissner effect. Both $YBa_2Cu_3O_7$ and $Tl_2Ba_2CaCu_2O_8$ resonators of the same structure exhibit similar temperature dependence in the 2nd order with 2nd order remaining high at lower temperature. The $YBa_2Cu_3O_7$ sample has lower 3rd order IMD with a pronounced peak at T_C .

Index Terms—High temperature superconductors, intermodulation distortion, YBCO, TBCCO.

I. INTRODUCTION

Research in the nonlinearity of high temperature superconductors (HTS) using microwave signals serves at least two objectives. First is the scientific goal of understanding superconductor electrodynamics. For example, the anisotropic d-wave electron pairing symmetry of $YBa_2Cu_3O_7$ can be examined by 3rd order microwave nonlinear distortion[1,2], as can that of MgB_2 [3,4]. Second is exploitation of HTS in technological advancements of both evolutionary and revolutionary scope. Through highly selective low noise frequency filters, HTS thin films have the potential to threaten the technology paradigm of wireless [5,6] and space-based telecommunications[7,8], and will improve the resolution of magnetic resonance imaging[9]. Microwave resonators and filters manufactured for commercial deployment serve as the samples in our research.

Manuscript received October 9, 2012. This work was supported in part by the U.S. National Science Foundation under Grants DMR-1206149, PHY-0963317 and PHY/DMR-1004811. Support was also received from the Research Corporation for Science Advancement through a Cottrell College Science Award. We also acknowledge having received support from Mesaplexx, LTD PTY of Queensland, Australia.

The authors are with the Physics Department, Hope College, Holland, MI 49423, USA (corresponding author phone: 616-395-7507; fax: 616-395-7123; e-mail: remillard@hope.edu.)

The workhorse materials in these application successes have been $YBa_2Cu_3O_7$ (YBCO) and $Tl_2Ba_2CaCu_2O_8$ (TBCCO) thin films. We have been studying the nonlinearity of patterned resonators made from these materials on $LaAlO_3$ (LAO), MgO and sapphire substrates. This paper reports recent results using LAO substrates providing (1) comparison between the nonlinearity of YBCO and TBCCO at high temperatures, and (2) scanning of the nonlinearity across the resonator.

Zhao, *et al.*[10] found that the double thallium layer TBCCO films with weakly pinned pancake fluxons, had higher 3rd order nonlinearity than YBCO, suggesting that fluxon motion is responsible for nonlinearity at high reduced temperature. The anisotropy of YBCO is about 6 [11], whereas for TBCCO it is about 104[12], meaning that the three dimensional transition temperature for TBCCO is nearly coincident with T_C (within 1 K of the critical temperature, T_C), whereas it is around 78 K for YBCO. So, in our measurements from 80 K to T_C , YBCO is a 3D superconductor and TBCCO is a 2D superconductor. In this work, we examine the even and the odd order microwave nonlinearity of YBCO and TBCCO straight-line and folded hairpin resonators at high reduced temperature ($t > 0.8$).

The INFM group in Palermo[13,14] reported peaks in the intrinsic 2nd and 3rd harmonic response of bulk single crystals just below T_C . To explain harmonic generation in the Meissner state, they used order parameter perturbation in the two-fluid model by considering the response when the normal fluid density is perturbed by the microwave current. Their model was consistent with an observed slope of 2 in the 3rd harmonic power versus input power. Large peaks occurred in the range of 0.5 K to 1.0 K below T_C , and no harmonics from the bulk single crystals were observed above T_C .

Lee, *et al.*[15] found peaks at T_C in both the 2nd and the 3rd harmonics of polycrystalline YBCO thin films (100 nm to 200 nm thick) with the nonlinearity dropping off as the temperature rises above T_C . This cannot be attributed to the Gorter-Casimir model since above T_C the normal fluid density is a constant that is not modulated by the microwave current. Lee proposed modifying the nonlinear Meissner effect to include a spontaneous time-reversal symmetry breaking (TRSB) current with an onset at T_C and proposed that the best measure of the degree of TRSB is the ratio of 2nd order nonlinearity to 3rd order nonlinearity J_2/J_3 where J_2 and J_3 are the current densities which occur at the 2nd and 3rd order nonlinearity frequencies, respectively.

The above results were obtained on single crystals, presumably free of granularity and Josephson fluxons in the case of INFM, and on unpatterned thin films without contributions from Abrikosov fluxon nucleating edge effects in the case of Lee, *et al.* Zhuravel, *et al.*[16] used a laser scanning microscope to examine patterned YBCO thin film resonators on LAO substrates and found a significantly enhanced 3rd order nonlinearity in microstrips with sloped edges than with vertical edges, as was predicted in the theoretical work of Dahm and Scalapino[17].

Using patterned microwave resonators, this work proceeds along the lines of Zhuravel, *et al.* and Zhao, *et al.*, but incorporates the 2nd order nonlinearity as was done by Lee, *et al.* and INFM. We describe 2nd and 3rd order nonlinearity of microstrip superconducting YBCO or TBCCO thin film resonators with vertical edges on LAO substrates at temperatures below to just above T_C . The even and odd order intermodulation distortion (IMD) were both measured at the resonant frequency of the patterned devices using the three-tone intermodulation distortion method developed by our group[18] and based on IMD measurement methods more suitable for use in the wireless industry[19]. Referring to Fig. 1, three probes are introduced into the space above the microstrip device. Probe 1 drives the device with a steady signal at the resonant frequency, f_r , for example 850 MHz. Probe 2, (“Probe” in Fig. 1) which is movable, brings in two probing signals at low frequency, e.g. $f_1=150$ KHz and $f_2=250$ KHz. Probe 3 detects the IMD, which is in the passband of the resonant device at f_r+f_1 for 2nd order and at, among other frequencies, $f_r+(f_2-f_1)$ for 3rd order. If the tests are performed near T_C , the resonator Q is low (<2,000) and both f_r and the IMD tones are essentially at the resonant frequency of the device. The synchronous excitation and IMD generation makes it possible to determine the surface current density, $\hat{n} \times \vec{H}$ in units of A/m, associated with the nonlinearity tone as described in [18]. \vec{H} is the magnetic field at the surface and \hat{n} is the normal to the superconducting film. Also, because of the off-resonance of the probing signals, the IMD is generated locally at the vicinity of Probe 2 [20].

II. RESULTS

A. 2nd and 3rd Order IMD of Folded Hairpin Resonators

The temperature dependence of the 2nd and 3rd order IMD for the same straight-line TBCCO/LAO sample pictured in Fig. 1 was previously reported[21]. A sharp peak in both orders, especially the 3rd order, was observed just below T_C . In the current work, two identical folded hairpin shaped resonators shown in the inset of Fig. 2, one made from TBCCO/LAO and the other from YBCO/LAO, were tested near T_C also revealing peaks at T_C , though less pronounced. The approximately 400 nm thick films were both on 0.5 mm thick substrates. The lines were 240 μm wide and the entire structure was about 10 mm long and about 3 mm wide. The YBCO sample had $T_C=87.6\text{K}$ and the TBCCO sample had $T_C=104.5\text{K}$, so both were moderately under-doped. Several features are seen in all data. (1) Both 2nd and 3rd order IMD exhibit a slope versus input power in decibels of 1:1. This is expected because three tones are incident and only one is




Fig. 1. The microwave nonlinearity probe, using LakeShore model MMS-07 Micromanipulated Stage, with a straight HTS transmission line sample. The micrometers are used to position the probe within microns of the patterned line on the substrate.

being varied. (2) The IMD surface current density is seen, at least at higher temperatures, to saturate by a carrier surface current density level of about 10 A/m. At lower temperatures, saturation is not reached in the measurement range. (3) For both YBCO and TBCCO, IMD is detected at a temperature up to about 1 K above that at which the peak vanishes.

Fig. 2 shows the temperature dependence of 2nd and 3rd order IMD for a probe located at the electrical center (equidistant from each end) of the folded hairpin resonator. The in-band, or drive, signal was held constant at 4 A/m. The peak at T_C that was so evident in earlier results is also seen in these data. Both samples exhibited a peak in the 3rd order IMD just below T_C , although only the TBCCO continues to have high 3rd order as temperature drops. This TBCCO sample also did not exhibit a narrow T_C peak in the 2nd order, although the YBCO sample did, indicating under-doping [15], especially in the TBCCO. Both IMD orders are stronger for the TBCCO at and slightly above T_C , perhaps a consequence of superconducting order parameter in the pseudogap state [15], or of the material two-dimensionality enabling quantum mechanical fluctuations above T_C [22]. Experiments with higher probe frequencies will soon be used to rule out a thermal cause of the above T_C nonlinearity.

Keeping in mind that the two resonators were of the same design, and both had the same substrate material (LAO), the often expected result that YBCO produces less 3rd order IMD than TBCCO is validated in Fig. 2. The 2nd order IMD seen in Fig. 2 however is strikingly identical between the YBCO and the TBCCO samples. Unlike the TBCCO sample, the 3rd order IMD drops dramatically as temperature drops for the YBCO sample becoming undetectable below 82K, or a reduced temperature t of 0.93, while the 2nd order IMD remains strong for both samples as temperature is reduced, suggesting the possibility that YBCO exhibits a greater degree of TRSB below T_C than does the more anisotropic TBCCO.

The role of fluxons in the two orders of IMD can be investigated using a static magnetic field applied parallel to the film surface. Fig. 3 shows the 2nd and 3rd order IMD of the TBCCO film 2.3K below T_C at 102.2K with the driving surface current density held constant at 2 A/m. The 2nd order IMD is seen to drop by a factor of two as the static field parallel to the HTS surface is raised from zero to 30 Gauss. When the static field is reduced back to zero, the 2nd order IMD traces out a hysteresis loop finally returning approximately to its original, Earth’s field value. As also seen

from order parameter suppression on single crystals near T_C [14], the presence of Abrikosov fluxons influences the 2nd order IMD by reducing it. The presence of 2nd order nonlinearity in zero field cooled thin film samples points to the contribution of Josephson fluxons, or Abrikosov-Josephson fluxons, in 2nd order nonlinearity, as found using engineered defects [23]. Very little effect is seen when a field is swept over the same range perpendicular to the film. The 3rd order IMD is found to be very weakly effected by the static magnetic field near T_C . Hysteresis in the 2nd order, combined with persistence of the 2nd order to lower temperatures, leaves open the question about the role of magnetic fluxons on the nonlinearity current at lower temperatures, which will be a subject of future study.

B. Scanning Capability

Because three-tone IMD is a local measurement, it is possible to search out centers of high nonlinearity generation within a patterned sample. These centers can be expected at material defects[24] and at high current bends in transmission lines[25]. To prove the concept of three-tone IMD scanning, the measurement reported here was done using a straight-line TBCCO/LAO resonator. The resonant line was 31 mm long and 150 μm wide with a fundamental resonance at 1.28 GHz. 5 mm on each end had gold coatings for optional wire bonding, which were not employed in this sample assembly. The sample was measured at about one Kelvin below T_C in order to maximize the level of observed IMD. The unloaded Q at low power at this high temperature was about 1,100.

Simulations using HFSS show that the peak spatial extent of induced current is about half that of the loop diameter. In these measurements 047 and 086 coaxial cables were used to form the loops, resulting in loop diameters of 600 μm and 1,100 μm , respectively. Newer probes will use cables as small as 023, allowing wire bonded loop diameters as small as 170 μm . Because the micrometers permit a step size, 10 μm , which is smaller than the induced probing current, further improvements in the resolution could be possible with the application of image transformation techniques.

To be meaningful, it is essential that IMD is measured while the local driving field is maintained at the same value. This is accomplished by sweeping through a range of input powers, computing the driving field, and interpolating to the chosen field, which in this case is 2 A/m, because it is below the level where saturation of the IMD begins. The sample, visible in Fig. 1, was modeled using HFSS, from which the best fit to the surface field profile across the sample was determined. The position dependent field $H(x)$ was then written in terms of the dissipated power, which is readily determined from the loaded Q and the coupling coefficients[26].

The 2nd and 3rd order IMD varies as the probe is moved from one end of the sample to the other, as shown in Fig. 4. The IMD varies between 1×10^{-4} A/m and 1×10^{-3} A/m for the 2nd order and 1×10^{-4} A/m and 5×10^{-4} A/m for the 3rd order, except at certain locations where both orders increase significantly. The ratio of 2nd order to 3rd order is also shown in Fig. 4 showing that the ratio, which might reveal the extent of time reversal symmetry breaking, also exhibits hot spots.

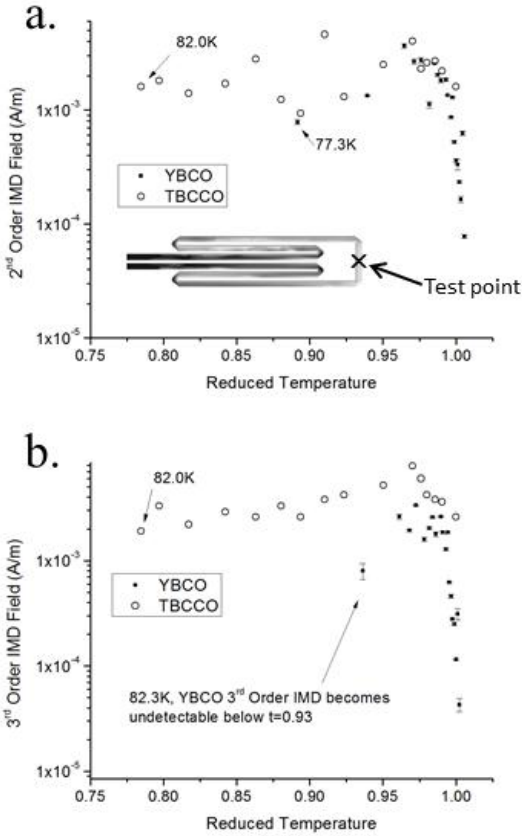


Fig. 2. (a) 2nd and (b) 3rd order intermodulation distortion in two identical resonators, one of YBCO and one of TBCCO, at an in-band drive surface current density of 4 A/m. The inset shows the resonance current distribution from HFSS simulation where the lighter tone indicates higher current density.

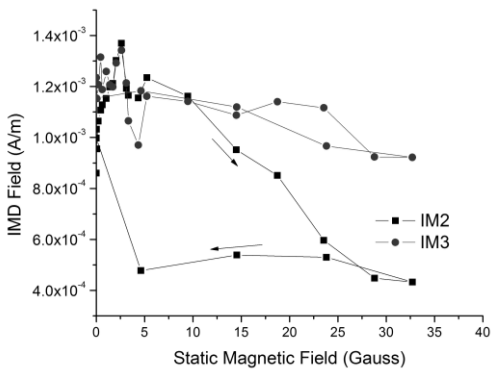


Fig. 3. 2nd and the 3rd order IMD depends on DC magnetic field parallel to the film surface, showing hysteresis in the 2nd order IMD, but not in the 3rd order.

The 3rd order IMD exhibits low field saturation at the 2nd order hot spots. Fig. 5 compares Points *f* ($x=15$ mm) and *de* ($x=13$ mm). Point *f* has a sharp 2nd order hot spot, and Point *de* is in the neighboring flat region as seen in Fig. 4. A similar situation occurs at the other 2nd order hot spots and their neighboring regions. Away from the hot spot, the 3rd order continues to increase to the limit of the measurement with considerably less reduction in slope at high field. When occurring along with saturation in the device transfer function, harmonic balance effectively models the saturation[27]. The saturation in Fig. 5 is complete, and even exhibits a maximum, although the power transmitted through the device is barely attenuated. This has been shown to result from grain decoupling in harmonic measurements[28], which may yet be established as the cause here too.

Film defects were not evident in optical and SEM exams, nor was a deviation in the film's stoichiometry seen in the EDS analysis, leaving the physical origin of these 2nd order hot spots unknown. There is a prediction, attributed to Varma[15,29], that TRSB domains on the dimensional order of 100 μm are to be expected in underdoped cuprates, consistent with this observation, and the model leading to this expectation has recently been tested by ARPES experiments[30]. Experiments now underway involving temperature dependence will differentiate between TRSB and material inhomogeneity. Irreproducibility on thermal cycling through T_C would provide evidence of local TRSB hot spots. Spatially dependent T_C would provide evidence of material inhomogeneity probably due to spatially varying oxygen, and hence carrier doping, levels. We will also investigate the local nonlinearity generated by engineered microchannel defects which can now be introduced into the microstrip line by such methods as atomic force microscope oxidation[31] and heavy ion beam milling[32].

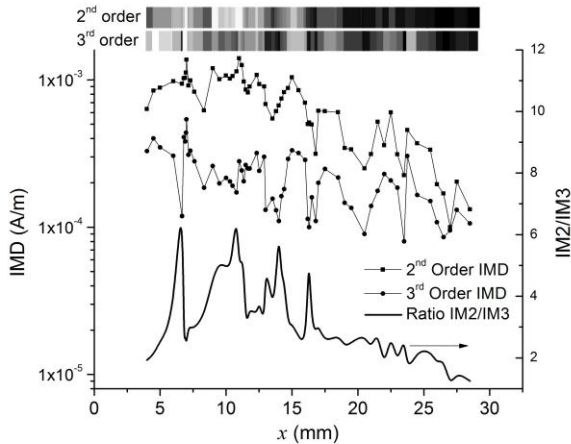


Fig. 4. The 2nd (top curve) and 3rd (center curve) order IMD mapped across a straight-line TBCCO resonator at 1 K below T_C , along with their ratio (bottom curve). The grey-scale bands on the top indicate high (white) to low (black) IMD.

III. CONCLUSIONS

Synchronously measured even and odd order nonlinearity can be mapped in superconducting resonant devices revealing the location of 2nd order, and possibly TRSB, hot spots. We

have demonstrated the capability of this technique to examine the contribution of fluxon creation and annihilation to even order nonlinearity. Continued efforts focus on the probe frequency and the effect of static magnetic fields down to about 50 K, and on probing of more complicated structures.

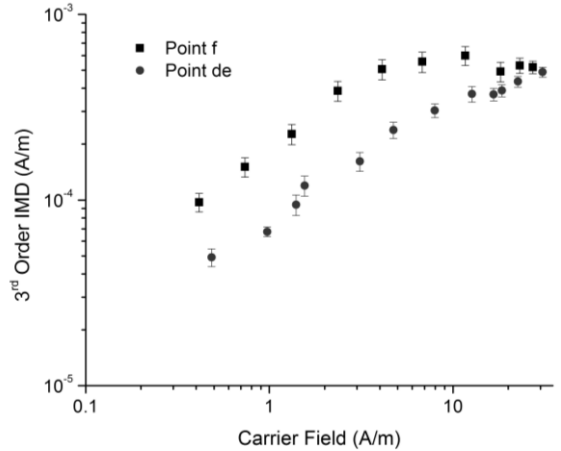


Fig. 5. 3rd order IMD over the available range of carrier field at (Point *f* at $x=15$ mm in Fig.4) and away from (Point *de* at $x=13$ mm in Fig. 4) a local 2nd order IMD hot spot.

ACKNOWLEDGMENT

Engineering of the probe station was done by David Daugherty at Hope College. The resonator in Figure 2 was designed and fabricated at Spectral Solutions, Inc. We had useful discussions with Steven Anlage from the University of Maryland and with Sheng-Chiang Lee of Mercer University. The two anonymous reviewers' thought provoking critiques improved this paper and the continued direction of this work.

REFERENCES

- [1] G. Benz, S. Wünsch, T.A. Scherer, M. Neuhaus, and W. Jutz, "Measured temperature dependence of the intermodulation product of coplanar waveguides with s- and d- wave superconductors", *Physica C*, vol. 356, pp. 122-128, 2001.
- [2] D.E. Oates, S.-H. Park, and G. Koren, "Observation of the Nonlinear Meissner Effect in YBCO Thin Films: Evidence for a d-Wave Order Parameter in the Bulk of the Cuprate Superconductors", *Phys. Rev. Lett.*, vol. 93, no. 9, 197001, 2004.
- [3] D. E. Oates, Y. D. Agassi, and B. H. Moeckly, "Microwave measurements of MgB₂: implications for applications and order-parameter symmetry", *Supercond. Sci. and Technol.*, vol. 23, 034011, 2010.
- [4] G. Cifariello, M. Aurino, E. Di Gennaro, G. Lamura, A. Andreone, P. Orgiani, X.X. Xi, and J.-C. Villégier, "Intrinsic nonlinearity probed by intermodulation distortion microwave measurements on high quality MgB₂ thin films", *Appl. Phys. Lett.*, vol. 88, 142510, 2006.
- [5] Randy W. Simon, Robert B. Hammond, Stuart J. Berkowitz, and Balam A. Willemsen, "Superconducting Microwave Filter Systems for Cellular Telephone Base Stations", *Proceedings of the IEEE*, vol. 92, no. 10, pp. 1585-1596, 2004.
- [6] S.K. Remillard, A. Abdelmonem, D.S. Applegate, P.R. Radzikowski, and N.Lazzaro, "Field Deployable Microwave Filters Made from YBa₂Cu₃O_{7-d} Thick Films", *Journal of Superconductivity*, vol. 14, no. 1, pp. 47-56, 2001.
- [7] D.G. Smith and V.K. Jain, "Superconducting Filters for Wireless Communications: A Reappraisal", *IEEE Trans. Appl. Supercond.*, vol. 9, no. 2, pp. 4010-4013, 1999.
- [8] Gayard, Jean-Didier. "Technology disruptions in Future Communication Payloads", 1st Symposium on Potentially Disruptive Technologies and their Impact in Space Programs, Marseille, France, July 4-6, 2005.

- [9] J. Wosik, L. Xue, L.-M. Xie, M. R. Kamel, K. Nesteruk, and James A. Bankson, "Superconducting array for high-field magnetic resonance imaging", *Appl. Phys. Lett.*, vol. 91, 183503, 2007.
- [10] Hua Zhao, Ziang Wang and Judy Z. Wu, "Correlation of microwave nonlinearity and magnetic pinning in high-temperature superconductor thin film band-pass filters", *Supercond. Sci. Technol.*, vol. 21, 085012, 2008.
- [11] A. Agliolo Gallitto and M. Li Vigni, "Nonlinear effects and anisotropy in $\text{YBa}_2\text{Cu}_3\text{O}_7$ single crystals near T_c ", *Physica C*, vol. 259, pp. 365-372, 1996.
- [12] A. A. Khurram and Nawazish A. Khan, "A Search for a Low Anisotropic Superconductor", *J. Electromagn. Anal. and Appl.*, vol. 2, pp. 63-74, 2010.
- [13] I. Ciccarello, C. Fazio, M. Guccione, M. Li Vigni, and M.R. Trunin, "Nonlinear magnetization of $\text{YBa}_2\text{Cu}_3\text{O}_7$ single crystals near T_c ", *Phys. Rev. B*, vol 49, no.9, pp. 6280-6284, 1994.
- [14] A. Agliolo Gallitto and M. Li Vigni, "Harmonic emission at microwave frequencies in $\text{YBa}_2\text{Cu}_3\text{O}_7$ single crystals near T_c ", *Physica C*, vol. 305, pp. 75-84, 1998.
- [15] Scheng-Chiang Lee, Matthew Sullivan, Gregory R. Ruchti, Steven M. Anlage, Benjamin S. Palmer, B. Maiorov, and E. Osquiguil, "Doping-dependent nonlinear Meissner effect and spontaneous currents in high- T_c superconductors", *Phys. Rev. B*, vol 71, 014507, 2005.
- [16] A.P. Zhuravel, A.V. Ustinov, K.S. Harshavardhan, and Steven M. Anlage, "Influence of LaAlO_3 surface topography on rf current distribution in superconducting microwave devices", *Appl. Phys. Lett.* vol. 81, no. 26, pp. 4979-4981, 2002.
- [17] T. Dahm and D.J. Scalapino, "Intermodulation and quality factor of high- T_c superconducting microstrip structures", *J. Appl. Phys.*, vol 82, pp. 464-468, 1997.
- [18] E.K. Pease, B.J. Dober, and S.K. Remillard, "Synchronous measurement of even and odd order intermodulation distortion at the resonant frequency of a superconducting resonator", *Rev. Sci. Instr.*, vol. 81, 024701, 2010.
- [19] S. K. Remillard, H.R. Yi and Amr Abdelmonem, "Three-Tone Intermodulation Distortion Generated by Superconducting Bandpass Filters", *IEEE Trans. Appl. Supercond.*, vol. 13, no. 3, pp. 3797-3802, 2003.
- [20] S.K. Remillard, "Simultaneous and Synchronous Measurement of Even and Odd Order Nonlinear Distortion Terms", *Proceedings of PIERS 2010*, Cambridge, MA, July 5-8, pp. 1120-1122, 2010.
- [21] Annelie M. Eben, V. Andrew Bunnell, Candace J. Goodson, Evan K. Pease, Sheng-Chiang Lee, and S.K. Remillard, "Even and Odd Order Nonlinearity from Superconductive Microstrip Lines," *IEEE Trans. on Applied Superconductivity*, Vol. 21, no. 3, pp. 595-598, 2011.
- [22] J.R. Waldram, D.M. Broun, D.C. Morgan, R. Ormeno, and A. Porch, "Fluctuation effects in the microwave conductivity of cuprate superconductors," *Phys. Rev. B*, vol. 59, no. 2, pp. 1528-1537, January, 1999.
- [23] Y.M. Habib, C.J. Lehner, D.E. Oates, L.R. Vale, R.H. Ono, G. Dresselhaus, and M.S. Dresselhaus, "Measurement and modeling of the microwave impedance in high- T_c grain-boundary Josephson junctions: Fluxon generation and rf Josephson-vortex dynamics," *Phys. Rev. B*, vol 57, no. 21 pp. 13833-13844, 1998.
- [24] A. P. Zhuravel, Steven M. Anlage, Stephen K. Remillard, A. V. Lukashenko, and A. V. Ustinov, "Effect of LaAlO_3 twin-domain topology on local dc and microwave properties of cuprate films", *J. Appl. Phys.*, vol. 108, 033920, 2010.
- [25] Jordi Mateu, Carlos Collado, and Juan M. O'Callaghan, "Modeling Superconducting Transmission Line Bends and Their Impact on Nonlinear Effects," *IEEE Trans. Microw. Theory Tech.*, vol. 55, no. 5, pp. 822-828, May 2007.
- [26] S.K. Remillard, L.J. Klemptner, J.D. Hodge, T.A. Freeman, P.A. Smith, and T.W. Button, "Generation of Intermodulation Products by Granular $\text{YBa}_2\text{Cu}_3\text{O}_{7-x}$ Thick Films", *Proceedings of the SPIE Conf. High-Temp. Microwave Superconductors and Applications*, vol. 2559, San Diego, CA, USA, July 9-14, 1995.
- [27] D.E. Oates, Y.D. Agassi, S.-H. Park, and D. Seron, "Intermodulation distortion in YBCO at the intrinsic limit: Implications for filters," *J. Physics: Conf. Series*, vol. 43, pp.556-559, 2006.
- [28] Scheng-Chiang Lee and Steven M. Anlage, "Spatially-resolved nonlinearity measurement of $\text{YBa}_2\text{Cu}_3\text{O}_{7-\delta}$ bicrystal grain boundaries," *Appl. Phys. Lett.*, vol. 82, no. 12, pp. 1893-1985, 2003.
- [29] C.M. Varma, "Proposal for an experiment to test a theory of high-temperature superconductors," *Phys. Rev. B*, vol. 61, pp. R3804-R3807, 2000.
- [30] Han-Yong Choi, Chandra M. Varma, and Xing-Jiang Zhou, "Superconductivity in the cuprates: Deduction of mechanism for d-wave pairing through analysis of ARPES," *Front. Phys.*, vol. 6, no. 4, pp. 440-449, 2011.
- [31] Hyeong-Gon Kang, Seong Kyu Kim, and Haesong Lee, "The analysis of superconducting thin films modified by AFM lithography with a spectroscopic imaging system," *Surface Science*, vol. 600, no. 18, pp. 3673-3676, 2006.
- [32] G. Ghigo, F. Laviano, R. Gerbaldo, and L. Gozzelino, "Tuning the response of YBCO microwave resonators by heavy-ion patterned micro-channels," *Supercond. Sci. and Technol.*, vol. 25, 115007, 2012.