

Ultradiscrete Soliton Systems and Combinatorial Representation Theory

Reiho Sakamoto

Department of Physics, Tokyo University of Science,
Kagurazaka Shinjuku Tokyo Japan

1 Introduction

This lecture note is intended to be a brief introduction to a recent development on the interplay between the ultradiscrete (or tropical) soliton systems and the combinatorial representation theory. We will concentrate on the simplest cases which admit elementary explanations without losing essential ideas of the theory. In particular we give definitions for the main constructions corresponding to the vector representation of type $A_1^{(1)}$.

This note is organized as follows. In Section 2 we give a definition of the simplest example of the box-ball systems. In Section 3 we explain a relationship between the box-ball systems and the crystal bases of the quantum affine algebras. In Section 4 we give the definition of the rigged configuration bijection for the vector representation of type $A_1^{(1)}$. In Section 5 we see that the rigged configurations give the complete set of the action and angle variables for the box-ball systems. This is the fundamental observation in the recent development on a relationship between the box-ball systems and the combinatorial representation theory. In Section 6 we explain basic properties of the box-basket-ball systems which are recently found generalizations of the box-ball systems. The characteristic property of the system is that it is a mixture of fermions and bosons with mutual interactions. Finally, in Section 7, we give comments on generalizations and further developments of the materials discussed in this note.

This is the lecture note prepared for the conference “Algebraic combinatorics related to Young diagrams and statistical physics” held at International Institute for Advanced Studies (Kyoto) during August 6–10, 2012. The author is grateful to Professor Masao Ishikawa, Professor Soichi Okada and Professor Hiroyuki Tagawa for the kind invitation to the conference and the warm hospitality.

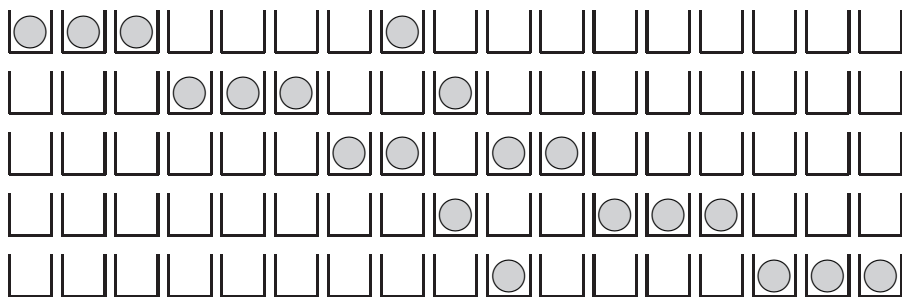
2 The box-ball systems

In this section, let us define the simplest case of the **box-ball systems** introduced by Takahashi and Satsuma [TS]. The box-ball systems are prototypical examples of the ultradiscrete soliton systems. Originally the ultradiscrete soliton system is a class of discrete dynamical systems obtained by the ultradiscrete (or tropical) limit of the ordinary soliton systems [TTMS]. In this article we are interested in ultradiscrete soliton systems which admit combinatorial interpretations.

Following the box and ball interpretation of the system [T3], we prepare boxes which can accommodate at most one ball within each box. We put many such boxes on a line and put finitely many balls of the same kind to the boxes. We regard this configuration as the initial state of the system. Then we perform the time evolution of the state by the following algorithm.

The time evolution of the box-ball system: Consider each ball from left to right and move the ball to the next available empty box. Each ball is moved exactly once.

Here if necessary we put enough many empty boxes on the right of the given state in order to keep the balls within the state. We give an example of such time evolution starting from the top row and proceeding downwards.



In the box-ball system, we regard consecutive balls as solitary waves. For example, the initial state in the above example contains two solitary waves of length 3 and 1, respectively. Then our interpretation of the above example is as follows. If there is no interaction between waves, they move at velocity equal to each length. In the course of the time evolution, solitary waves make collision with each other, though they retain their original shapes after the collision except for the changes in the positions compared with the possible positions we would have if there is no interaction between waves. Such properties of the waves of the box-ball systems are characteristic of the soliton systems (see, e.g., [T4]) and we will call such waves **solitons**.

Here we give a short list of remarks on the early papers. During 1980's, there were several attempts of finding cellular automata with solitonic properties. A typical example of such researches is the filter automata introduced by Park, Steiglitz and Thurston [PST]. In 1990, Takahashi and Satsuma [TS] introduced the simplest case of the box-ball systems and Takahashi [T3] described the algorithm in terms of the boxes and balls. The above definition corresponds to the original Takahashi–Satsuma box ball system. A relationship between the Takahashi–Satsuma box-ball system and the ordinary soliton systems including the KdV equation is discovered by Tokihiro, Takahashi, Matsukidaira and Satsuma [TTMS] via the limiting procedure called the ultradiscrete limit. A connection with the Toda equation is discussed in [NTT]. Such connections between the box-ball system and the usual soliton systems show the classical integrability of the box-ball system.

Takahashi's box and ball algorithm provides several generalizations of the original box-ball system. For example, in [T3] an internal degree of freedom for the balls (balls with

different colors) is introduced. A connection with the Toda equation in the generalized context is discussed in [TNS]. The other degrees of freedom called a carrier [TM] or a capacity of boxes [TTM] are also introduced. Such combinatorial interpretations of the time evolutions give nice intuition about the models in many cases.

3 A connection with the crystal bases

A very important fact [HHIKTT, FOY] about the box-ball systems is that their dynamics is in fact governed by the Kashiwara's **crystal bases** [K2] for the quantum affine algebras. This formalism includes all extensions of the box-ball system which are mentioned in the last section. Although the formulation does not depend on the types of the algebra, we will concentrate on the simplest case $A_1^{(1)}$ here.

In order to describe the formulation, we need to consider more general boxes which have capacities more than one. Let (a, b) represents the box of capacity $a + b$ containing b balls. Then the state (a, b) can accommodate extra a balls. Let us denote the set of all such states as

$$B^{1,s} := \{(a, b) \mid a, b \in \mathbb{Z}_{\geq 0}, a + b = s\} \quad (1)$$

which we call **crystals**.¹ In particular we call $B^{1,1}$ the crystals for the vector representation. In this coordinate, the states of the box-ball system in the previous section are sequences of balls $(0, 1)$ and empty places $(1, 0)$. Then we represent the states as $(1, 0) \otimes (0, 1) \otimes \cdots$ where \otimes is the tensor product of crystals (the readers may regard this as just alternative notation). We call such elements of tensor products **paths**.

The main ingredient of the formalism is the map called the **combinatorial R -matrices**

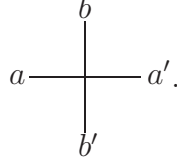
$$\begin{aligned} R : B^{1,s} \otimes B^{1,s'} &\longrightarrow B^{1,s'} \otimes B^{1,s} \\ (a, b) \otimes (c, d) &\longmapsto (c', d') \otimes (a', b'). \end{aligned} \quad (2)$$

In the present case $A_1^{(1)}$, the explicit form of the map is

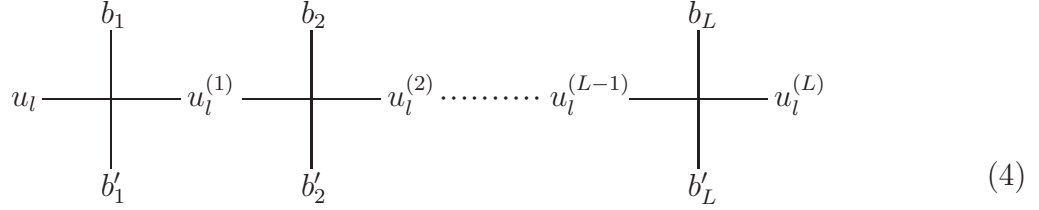
$$\begin{aligned} a' &= a + \min(b, c) - \min(a, d) \\ b' &= b - \min(b, c) + \min(a, d) \\ c' &= c - \min(b, c) + \min(a, d) \\ d' &= d + \min(b, c) - \min(a, d). \end{aligned} \quad (3)$$

An important point of the map R is that it has a deep mathematical origin as the intertwining map that interchanges left and right of the tensor products of crystals. For the later purposes we introduce a vertex diagram for the map $R : a \otimes b \mapsto b' \otimes a'$ as follows:

¹In general, we can identify the Kirillov–Reshetikhin crystals $B^{r,s}$ for type $A_{n-1}^{(1)}$ with the set of $r \times s$ semistandard tableaux with letters $1, 2, \dots, n$. In this identification our (a, b) is the height one semistandard tableau with a 1's and b 2's. $B^{r,s}$ corresponds to the Kirillov–Reshetikhin module naturally corresponding to the weight $s\Lambda_r$ where Λ_r is the r -th fundamental weight.



By a repeated use of the map R we define the time evolution of the box-ball systems T_l ($l \in \mathbb{Z}_{\geq 1}$) as follows. Let $u_l := (l, 0)$ be the empty box of capacity l and let $b = b_1 \otimes b_2 \otimes \cdots \otimes b_L$ be a given state of the box-ball system. We call u_l the **carrier**. If necessary we put enough many empty boxes $(1, 0)$ on the right. Then we define b'_1, \dots, b'_L by the following diagram.



Here the precise meaning of the diagram is as follows. We compute $R : u_l \otimes b_1 \mapsto b'_1 \otimes u_l^{(1)}$. Then by using $u_l^{(1)}$ we compute $R : u_l^{(1)} \otimes b_2 \mapsto b'_2 \otimes u_l^{(2)}$. We do this procedure recursively until the end of the state. Then we define

$$T_l(b) := b'_1 \otimes b'_2 \otimes \cdots \otimes b'_L. \tag{5}$$

We can see that the time evolution rule given in Section 2 coincides with T_∞ here.

As a benefit of the definition by the crystal bases, we can show the quantum integrability of the box-ball system as the consequence of the Yang–Baxter relation for the combinatorial R -matrices [FOY]. More precisely, we have

$$T_l T_k(b) = T_k T_l(b) \tag{6}$$

for arbitrary $l, k \in \mathbb{Z}_{\geq 1}$ and states b . Moreover, we can construct conserved quantities of the box-ball system as follows. Let us define (see(4))

$$E_l(b) := \sum_{i=1}^L H(u_i^{(i-1)} \otimes b_i), \quad E_0(b) := 0 \tag{7}$$

where $u_i^{(0)} := u_i$ and the **energy function** $H : B^{1,s} \otimes B^{1,s'} \rightarrow \mathbb{Z}$ is defined by

$$H((a, b) \otimes (c, d)) := \min(a, d). \tag{8}$$

Again an important point of the energy function is that it has a deep mathematical origin and is the consequence of the infinite dimensional symmetry of the quantum affine algebras. Let us consider the affinization of the crystal B

$$\text{Aff}(B) = \{b[d] \mid b \in B, d \in \mathbb{Z}\}. \tag{9}$$

For elements of tensor products of $\text{Aff}(B)$, we introduce the **affine combinatorial R -matrices** by

$$R_{\text{aff}} : b_1[d_1] \otimes b_2[d_2] \longmapsto b'_2[d_2 - H(b_1 \otimes b_2)] \otimes b'_1[d_1 + H(b_1 \otimes b_2)], \quad (10)$$

where we have $R : b_1 \otimes b_2 \mapsto b'_2 \otimes b'_1$ under the combinatorial R matrix. Then by the Yang–Baxter relation for the affine combinatorial R -matrices we see that E_l are the conserved quantities of the box-ball systems [FOY]:

$$E_l(T_k(b)) = E_l(b). \quad (11)$$

4 The rigged configurations

Another important aspect of the box-ball systems is a connection with the rigged configurations. In this section we give the definition of a special case of the rigged configuration bijection corresponding to the vector representation of type $A_1^{(1)}$. Although this case is simpler than the general case, it is still nontrivial and we can see basic ideas of the theory.

Originally the rigged configurations are discovered through insightful analysis of the Bethe ansatz for quantum integrable systems [KKR, KR]. The main ingredient of the theory is a bijection between the set of rigged configurations and elements of the tensor products of crystals. Such a bijection is generalized for highest weight elements of tensor products of the arbitrary Kirillov–Reshetikhin crystals of type $A_n^{(1)}$ and its mathematical theory is established by an important paper of Kirillov, Schilling and Shimozono [KSS].

In our case, a rigged configuration is composed of a Young diagram (called the **configuration**) and integers (called the **riggings**) associated with each row of the Young diagram. Let ν_i ($i = 1, \dots, g$) be the lengths of the rows of the configuration and let J_i be the rigging associated with the row ν_i . Then we represent the rigged configuration as $(\nu, J) = \{(\nu_i, J_i)\}_{i=1}^g$. We call each (ν_i, J_i) **string**. Although there is a characterization of the possible rigged configurations, we regard the set of the rigged configurations as the set of objects obtained by the map (in fact, bijection)

$$\Phi : b \longmapsto (\nu, J) \quad (12)$$

from arbitrary paths b . We call the bijection Φ the **rigged configuration bijection**.

Let us define the algorithm of the bijection Φ . For the given Young diagram ν let $Q_\ell(\nu)$ be the number of boxes contained in the left ℓ columns of ν . Suppose that we are given the path $b = b_1 \otimes b_2 \otimes \dots \otimes b_L \in (B^{1,1})^{\otimes L}$ where the positions of the balls $b_k = (0, 1)$ are given by $k = k_1, k_2, \dots$ from left to right. Let $P_\ell(k, \nu)$ be the **vacancy number** defined by

$$P_\ell(k, \nu) := k - 2Q_\ell(\nu). \quad (13)$$

For example, we have $P_2(16, \begin{array}{|c|c|c|c|} \hline \square & \square & \square & \square \\ \hline \end{array}) = 16 - 2 \cdot 5 = 6$. Suppose that a length L path b corresponds to the rigged configuration (ν, J) . Then we call the string (ν_i, J_i) **singular** if the rigging J_i coincides with the corresponding vacancy number, that is, $P_{\nu_i}(L, \nu) = J_i$.

The bijection Φ is defined by a recursive procedure corresponding to the positions of balls k_1, k_2, \dots . We start from the empty rigged configuration.

1. Suppose that we have done the procedure up to k_{j-1} and obtained the intermediate rigged configuration (η, I) .
2. For the next position k_j , we do the following. Suppose that the rigged configuration (η, I) corresponds to a length $k_j - 1$ path. Compute the vacancy numbers $P_{\eta_i}(k_j - 1, \eta)$ for all rows of η and determine all the singular strings.
3. If there is no singular string, add a length one row to the bottom of η . Otherwise choose one of the longest singular string and add a box to the corresponding row. Denote by η' the new configuration thus obtained.²
4. Define the new rigging I' as follows. For the strings that are not changed under $\eta \rightarrow \eta'$, we choose the same riggings as before. Let η'_i be the changed row under $\eta \rightarrow \eta'$. Then define the new rigging by $I'_i = P_{\eta'_i}(k_j, \eta')$ so that the string (η'_i, I'_i) is singular in (η', I') . The output (η', I') is the new rigged configuration corresponding to the length k_j path.
5. Repeat the same procedure for all k_j . Let (ν, J) be the final output. Then define $\Phi(b) = (\nu, J)$.

A Mathematica package for the above procedure is available at [S3]. If we reverse all the procedure we obtain the algorithm for Φ^{-1} . As examples, let us look at the example of the time evolution of the box-ball system at Section 2. In the first line, the positions of balls k_j are 1, 2, 3, 8. Then the computation of Φ proceeds as follows:

$$\emptyset \xrightarrow{1} \square \xrightarrow{-1} \square \square \xrightarrow{-2} \square \square \square \xrightarrow{-3} \square \square \square \square \xrightarrow{-3} \begin{array}{|c|c|c|} \hline \square & \square & \square \\ \hline \square & & 4 \\ \hline \end{array} \xrightarrow{-3} \quad (14)$$

Here we put riggings on the right of the corresponding row and put k_j above the corresponding arrows. Similarly, for the third line of the same example, we have

$$\emptyset \xrightarrow{7} \square \xrightarrow{5} \square \square \xrightarrow{4} \begin{array}{|c|c|} \hline \square & \square \\ \hline \square & 6 \\ \hline \end{array} \xrightarrow{4} \begin{array}{|c|c|c|} \hline \square & \square & \square \\ \hline \square & & 6 \\ \hline \end{array} \xrightarrow{3} \quad (15)$$

5 The inverse scattering formalism

The main observation on the relationship between the rigged configurations and the box-ball systems is that the rigged configuration bijection gives the inverse scattering formalism for the box-ball systems. In order to get the ideas of the result, let us compare the two examples in (14) and (15). Then we see that the shapes of the configurations are same and the differences of the riggings are two times the lengths of the corresponding rows. Here we have the factor 2 in the change of riggings since we apply T_∞ twice.

In general, let b be the given state and let $\Phi(b) = \{(\nu_i, J_i)\}_{i=1}^g$. Then we have [KOSTY]

$$\Phi(T_l(b)) = \{(\nu_i, J_i + \min(l, \nu_i))\}_{i=1}^g. \quad (16)$$

²The order of rows is not essential in the definition of Φ .

This property is valid for general box-ball systems including all cases that appeared in [HHIKTT, FOY]. The proof of this fact heavily relies on a deep theorem of Kirillov–Schilling–Shimozono [KSS].³ Indeed, if we compare (14) and (15) we can see that this property is already nontrivial. To summarize, configurations are the conserved quantities (action variables) and the riggings are the linearization parameter (angle variables) of the box-ball systems. Since Φ is bijective, the rigged configurations give the complete set of the action and angle variables of the box-ball systems.⁴

Once we know that the rigged configurations are the underlying mathematical structure of the box-ball systems, we can prove several fundamental properties of the box-ball systems. For example, the box-ball systems considered in [HHIKTT, FOY] are shown to be solitonic by introducing a method to explicitly extract solitons from paths as elements of the affinization of the crystals [S1]. The main point of the proof of the result is to introduce a structure of the affine combinatorial R -matrices on the rigged configurations via careful combinatorial arguments. We remark that the proof of the solitonic properties of the box-ball systems corresponding to the vector representation of type $A_n^{(1)}$ is proved in [TNS] by taking certain ultradiscrete limit of an ordinary soliton system and an elegant alternative proof of their result is given in [FOY] by using the crystal bases.

Another important problem that is solved by the rigged configuration bijection is the initial value problem of the box-ball systems [KSY1]. The result includes all the extensions considered in [HHIKTT, FOY]. We note that an equivalent result for the case of the vector representation of $A_1^{(1)}$ is rederived in [MIT2]. Let us explain the result for the case of the vector representation of $A_1^{(1)}$. The main point is to give an explicit piecewise linear formula for the map $\Phi^{-1} : (\nu, J) \mapsto b$. For the given rigged configuration $(\nu, J) = \{(\nu_i, J_i)\}_{i=1}^g$, let us define the following **ultradiscrete tau functions**:

$$\tau_r(k) := - \min_{n \in \{0,1\}^g} \left\{ \sum_{i=1}^g (J_i + r\nu_i - k)n_i + \sum_{i,j=1}^g \min(\nu_i, \nu_j)n_i n_j \right\}, \quad (r = 0, 1) \quad (17)$$

where we denote $n = (n_1, \dots, n_g)$.⁵ Let us represent the k -th element of the path b as $b_k = (1 - x(k), x(k))$. Then we have the following analytic expression for the image b :

$$x(k) = \tau_0(k) - \tau_0(k-1) - \tau_1(k) + \tau_1(k-1). \quad (18)$$

³If two tensor products b and b' are isomorphic under the combinatorial R -matrices $R : b \mapsto b'$, we have $\Phi(b) = \Phi(b')$ [KSS, Lemma 8.5]. The proof depends on a large part of the paper.

⁴In fact if we restrict to consider the box-ball systems corresponding to the vector representation of type $A_1^{(1)}$, we do not need to use heavy apparatus like rigged configurations. For example, [TTS] introduced a combinatorial method to obtain the conserved quantities. In [MIT1], a method to obtain the action and angle variables is derived, which is shown to be the special case of the rigged configurations [KS1]. In [KOTY] it is conjectured that the rigged configurations give the action and angle variables of the box-ball system corresponding to the vector representation of type $A_1^{(1)}$. This problem is considered in [T1] with differently defined bijection. We remark that in [F] the Robinson–Schensted–Knuth algorithm is used to give some of the conserved quantities of the box-ball system corresponding to the vector representations of type $A_n^{(1)}$ (so called P -symbols are conserved under the time evolutions).

⁵If we consider paths with periodicities, these functions τ_r exactly coincide with the **tropical Riemann theta function** [KS2].

Since the time evolution of the box-ball system is linearized on the set of the rigged configurations, this result gives an explicit solution for the initial value problem of the box-ball systems.

Sketch of the proof of (18). The main step of the proof is to show the following interpretation of the tau functions. For the given path $b = b_1 \otimes b_2 \otimes \cdots$, define $T_\infty(b) = b_1^{(1)} \otimes b_2^{(1)} \otimes \cdots$, $T_\infty^2(b) = b_1^{(2)} \otimes b_2^{(2)} \otimes \cdots$, and so on. Then we have to show the following interpretation:

$$\begin{aligned} \tau_r(k) &= (1-r) \times (\text{number of balls in } b_1 \otimes b_2 \otimes \cdots \otimes b_k) \\ &\quad + \sum_{i \geq 1} (\text{number of balls in } b_1^{(i)} \otimes b_2^{(i)} \otimes \cdots \otimes b_k^{(i)}). \end{aligned} \quad (19)$$

For example, in the example of Section 2, we have $\tau_0(8) = 9$ and $\tau_1(8) = 5$. Since balls always move rightwards, the summation in the second term is always finite. From (19) we can easily deduce (18).

Proof of (19) proceeds as follows. From the expression (17) we can construct determinants from which we obtain the tau functions τ_r as the ultradiscrete limit. Then by using a calculus of determinants we can show that the tau functions satisfy the ultradiscrete Hirota bilinear form. The Hirota bilinear form implies that the functions τ_r corresponds to the same dynamics of the box-ball systems. Unfortunately this is not the whole story. The main difficulty is the fact that the analytic expression in (17) is very different from the combinatorial definition of the map Φ^{-1} and thus it is quite difficult to compare.

We do this in the following way. The proof is induction on the rank n of $A_n^{(1)}$. Since we know that the tau functions satisfy the same dynamics of the box-ball systems, it is enough to consider a state $T_\infty^N(b)$ where $N \gg 1$. We call such a state the asymptotic state. Since we have the inverse scattering formalism which is the consequence of the most part of the paper [KSS], we can easily obtain the corresponding asymptotic rigged configuration. Then we invoke the result of [S1] to reduce the problem to the case of $A_{n-1}^{(1)}$ (the case $A_1^{(1)}$ can be shown by [S1]). This part is logically a bit complicated and we will omit the details. Here we remark that we use the fact that the tau functions for the general $A_n^{(1)}$ have a similar recursive structure with respect to the rank and that we use the Yang–Baxter relations for the affine combinatorial R -matrices to represent the right hand side of (19) by the energy function and the combinatorial R -matrices. Thus the proof heavily utilizes the infinite dimensional symmetry behind the box-ball system. \square

Finally we remark that the conserved quantities E_l of [FOY] indeed coincide with the rigged configurations [S2]:

$$E_l(b) = Q_l(\nu) \quad (20)$$

where $\Phi(b) = (\nu, J)$.⁶ There is a generalization of this formula for the most general rigged

⁶In [T2], Takagi introduced a scheme to factorize the dynamics of the box-ball systems of type $A_n^{(1)}$ into $A_1^{(1)}$ case by using the time evolution corresponding to the carrier of type $B^{2,1}$. This scheme is rephrased into the rigged configuration language [KOSTY, Section 2.7] to factorize the map Φ for general $A_n^{(1)}$ case into the map Φ for $A_1^{(1)}$ case by using the $B^{2,1}$ type time evolution. The proof of (20) in [S2] uses a refinement of the latter result.

configuration bijection of type $A_n^{(1)}$ (see Section 7). By (20) we see that the configurations have a simple representation theoretical origin in terms of the combinatorial R -matrices and the energy function. In fact, in [S2] it is shown that the quantities E_l (and suitable refinements) give enough information to reconstruct riggings. In this sense, the combinatorial algorithm of Φ itself has a representation theoretical origin via the time evolutions of the box-ball systems. However the mathematical origin of the riggings is still unclear. In fact, the riggings depend on the information about the final positions where the corresponding string is finally changed during the procedure Φ . This information is rather combinatorial and we cannot get rid of its difficulty even if we use the representation theoretical interpretation of the algorithm of Φ discussed above.

6 Interlude: the box-basket-ball systems

In this section, we explain the basic properties of the **box-basket-ball systems** (BBBS for short) introduced by [LPS]. The starting point of the construction is to replace the combinatorial R -matrices in the definition of the box-ball system by the whirl relations of [LP]. Rather non-trivially, the resulting dynamical system becomes a soliton system. The characteristic property of the BBBS is that the system contains the fermions (balls) and bosons (baskets) with mutual interaction between them. We remark here that the BBBS is different from the super-symmetric box-ball system of [HI] constructed from the crystals for the quantum superalgebra [BKK] since their system is the extension of the box-ball system by adding another kind of the fermionic particles.

In order to obtain intuition about the model, it is convenient to start from a combinatorial description of the time evolution of the BBBS. Let $b = b_1 \otimes b_2 \otimes \cdots$ be the state of the BBBS. In this situation, each state is parametrized as a three dimensional vector $(a, b, c) \in \mathbb{Z}^3$. Our interpretation of each parameter is as follows; b is the number of **baskets**, c is the number of **balls** and a is the number of **empty places** that can fit extra balls. The meaning of such an interpretation will become clear when we explain the combinatorial description of the time evolution.

In the rest of this section, we consider the following situation. We put many capacity one boxes on a line. If necessary, we put enough many empty boxes on the right of the state. As the rule, each box or basket can accommodate at most one ball whereas we can put more than one baskets on a box. Thus the balls are **fermionic** particles and the baskets are **bosonic** particles. There is a nontrivial interaction between the two kinds of particles by placing a ball within a basket. If necessary we assume that a ball is always placed in a box before placed in a basket. We introduce several definitions that will be used later. Let $V = (1, 0, 0)$, $F = (0, 0, 1)$, $B_i = (i + 1, i, 0)$ and $U_i = (i, i, 1)$ where $i \geq 1$. Here we give several diagrams that represent these symbols:

$$V = \boxed{}, \quad F = \boxed{\bullet}, \quad B_2 = \boxed{\begin{array}{c} \text{---} \\ \text{---} \\ \text{---} \end{array}}, \quad U_2 = \boxed{\begin{array}{c} \text{---} \\ \text{---} \\ \text{---} \\ \bullet \end{array}}.$$

Now we explain the time evolution rule. We start from an initial state that contains finitely many baskets and balls.

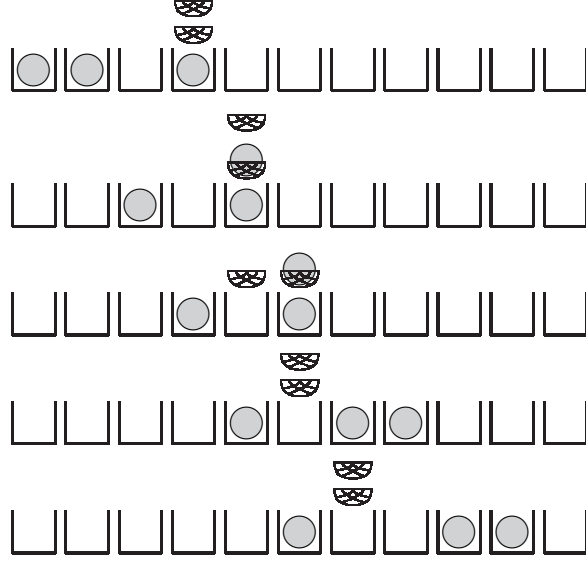


Figure 1: Example of the time evolution of the BBBS.

The time evolution of the BBBS: First, move every empty basket to the right one step. Full baskets are not moved. Second, consider each ball from left to right and move the ball to the next available empty box or basket. Each ball is moved exactly once.

Note that if there is no basket, the above rule coincides with the one for the box-ball system. We give a simple but nontrivial example in Figure 1.

The BBBS can be constructed from the whurl relation

$$R : (a, b, c) \otimes (d, e, f) \mapsto (d', e', f') \otimes (a', b', c') \quad (21)$$

where the explicit relations are

$$\begin{aligned} a' &= a - \min(a + b, a + c, b + f) + \min(e + c, d + c, d + b) \\ b' &= b - \min(a + b, a + c, b + f) + \min(a + e, d + f, e + f) \\ c' &= c - \min(e + c, d + c, d + b) + \min(a + e, d + f, e + f) \\ d' &= d + \min(a + b, a + c, b + f) - \min(e + c, d + c, d + b) \\ e' &= e + \min(a + b, a + c, b + f) - \min(a + e, d + f, e + f) \\ f' &= f + \min(e + c, d + c, d + b) - \min(a + e, d + f, e + f). \end{aligned} \quad (22)$$

We apply the whurl relation with $u_l := (l, 0, 0)$ to the diagram (4) to define the operators T_l ($l \in \mathbb{Z}_{\geq 1}$). Then we can show that the above mentioned combinatorial definition of the time evolution coincides with T_∞ . Since the whurl relations satisfy the Yang–Baxter relation, we can show that $T_l T_k(b) = T_k T_l(b)$ for arbitrary $l, k \in \mathbb{Z}_{\geq 1}$ and states b . Thus the BBBS possesses the quantum integrability. We remark that since we do not know

the underlying symmetry of the whirl relations, we have not been able to construct a conserved quantity analogous to E_l .

Even if we know that the BBBS is a quantum integrable system, it is far from clear whether the system is a soliton system. Below we explain that the system is indeed solitonic. For this purpose we classify solitary waves which do not change their shapes during the free propagations under T_∞ . As the result, we see that there are the following two cases.

1. A consecutive sequence of k balls $F_k := FF \cdots F$. Under the free propagation by T_∞ , F_k moves at velocity k .
2. Any sequence of F, B, U which does not contain the consecutive subsequence FF or FU , which we call a **slow soliton**. Under the free propagation by T_∞ , the slow solitons move at velocity 1.

Note that F_k are the usual solitons of the box-ball system whereas the slow solitons are the new feature of the BBBS.

Let us clarify what are the slow solitons. The answer comes from the analysis of the **phase shift**. Here the meaning of the phase shift is as follows. Let A and B are solitons on a line and suppose that they make collision during the time evolution and retain their original form after the collision. Then we compare the position of the soliton after the collision with the position of the corresponding soliton supposing that there is no collision. This difference (rightwards shift is positive) gives the phase shift. We summarize the basic physical properties of the fermionic solitons F_k and the bosonic solitons $B_{a_1}B_{a_2} \cdots B_{a_m}$ in the following table.

	F_k	$B_{a_1}B_{a_2} \cdots B_{a_m}$
velocity	k	1
phase shift	$-2k$	-1

Here the phase shift is defined by the scattering with F_l ($l > k$). For example, in the example in Section 2, we see that the length one soliton F_1 get shifted by -2 after the collision with F_3 .⁷

Let us look at two solitons F_1 and B_i of velocity one. If we consider the scattering with F_k ($k > 1$), they get shifted by -2 and -1 , respectively. To summarize, F_1 and B_i have the same velocity whereas they have different values of the phase shift. Thus during the time evolutions we may have superposition of such states and this is the origin of the slow solitons. Therefore, in order to analyze the slow solitons, we make scatterings with

⁷Let us mention the generalizations to the box-ball systems of the vector representations for types $A_n^{(1)}$. Then it is known that the phase shift coincides with the energy function (with a different normalization) between two solitons [FOY]. Here we identify freely propagating solitons with the semistandard tableaux and regard them as the elements of crystals $B^{1,s}$ of types $A_{n-1}^{(1)}$. Note that since we are neglecting all 1's (empty places), we have $A_{n-1}^{(1)}$ here. In [S1], it is generalized to include all cases considered in [HHIKTT, FOY] and the scatterings of solitons are identified with the affine combinatorial R -matrices (10) where each soliton corresponds to the truncated rigged configurations.

many F_k 's and decompose them into elementary solitons F_1 and B_i . For example, the example in Figure 1 shows the decomposition of the slow soliton U_2 into two elementary solitons F_1 and B_2 .

Based on these observations, we define the solitons of the states of the BBBS as the elementary solitons F_l and B_i which we can obtain by scattering with many additional F_k 's. Let us define the amplitudes of F_l and B_i by l and i , respectively. Then we can show that the number and amplitudes of the solitons are preserved during the time evolution of the BBBS. Moreover we can show that scatterings of multiple solitons can be decomposed into two body scatterings. Hence we see that the BBBS is solitonic.

7 Generalizations and further developments

In the most of the present note, we only think about the simplest possible case, namely the vector representation of type $A_1^{(1)}$. We do so in order to provide the basic ideas without getting into the technical complexities. In fact, one of the nice features of our approach is its universality. For example, the definition of the box-ball system in (4) has straightforward generalizations for the tensor products of the Kirillov–Reshetikhin crystals $B^{r,s}$ for the quantum affine algebras of types other than $A_n^{(1)}$. Here $B^{r,s}$ is the Kirillov–Reshetikhin crystals corresponding to the weight $s\Lambda_r$, where Λ_r is the r -th fundamental weight. In this case, instead of using u_i in (4), we use the classically highest weight element of $B^{r,s}$. Then we denote by $T^{r,s}$ the resulting time evolutions. Again the box and ball interpretation of the time evolution provides a nice way to get intuition about the generalized models. For example, for the box-ball systems corresponding to the vector representations of general non-exceptional affine algebras, there is an interpretation of $T^{1,\infty}$ in terms of particles and anti-particles with pair creations/annihilations [HKT]. In this final section, we will give comments on the methods of the generalizations and further properties.

Known extensions. The rigged configuration is known to have many extensions. Indeed it is expected that such a bijection exists for the arbitrary Kirillov–Reshetikhin crystals corresponding to general affine quantum algebras. As mentioned in Section 4, the bijection for type $A_n^{(1)}$ is already constructed in full generalities. Apart from this case, we have the following generalizations.

- $\otimes B^{1,1}$ for arbitrary non-exceptional affine algebras [OSS2].
- $\otimes_i B^{r_i,1}$ for type $D_n^{(1)}$ [S4].
- $\otimes_i B^{1,s_i}$ for type $D_n^{(1)}$ [SS].
- $B^{r,s}$ of type $D_n^{(1)}$ [OSS1].
- $\otimes B^{1,1}$ for type $E_6^{(1)}$ [OS2].

We remark that the combinatorial algorithms involved in these extensions share many common features and the philosophy which underlies these extensions is the same. We also remark that all these results are related with the highest weight elements of tensor products of crystals. However, if we think about the box-ball systems we encounter the rigged configurations for not necessarily highest weight elements. This extension is quite natural. Indeed the algorithm presented in Section 4 does apply to both cases without any change. Therefore it is quite natural to consider the Kashiwara operators (analogue of the Chevalley generators in the crystals setting) on the set of the rigged configurations. This is achieved in [S5] for all simply laced cases. Remarkably, the definition of the Kashiwara operators for the all cases considered in [S5] is uniform.

The method of generalizations. As examples of the generalizations, let us consider the cases $A_n^{(1)}$ or $D_n^{(1)}$. Then the rigged configurations take the following form:

$$(\nu, J) = \left((\nu^{(1)}, J^{(1)}), (\nu^{(2)}, J^{(2)}), \dots, (\nu^{(n)}, J^{(n)}) \right) \quad (23)$$

together with the Young diagrams $\mu^{(a)}$ which is determined by the shape of the tensor product $B = \bigotimes_i B^{r_i, s_i}$ by the following rule: each B^{r_i, s_i} in B corresponds to the length s_i row of $\mu^{(r_i)}$. Note that we should consider that each $(\nu^{(a)}, J^{(a)})$ corresponds to the node $a \in I_0$ of the Dynkin diagram (without the 0-node, see [K1]) for the affine algebras. For example, the vacancy number for the present case takes the following form

$$P_\ell^{(a)}(\nu) = Q_\ell(\mu^{(a)}) - 2Q_\ell(\nu^{(a)}) + \sum_{b \in I_0, b \sim a} Q_\ell(\nu^{(b)}), \quad (24)$$

where $a \sim b$ means that the nodes a and b are connected by a single edge on the Dynkin diagram. Note that the definition (13) corresponds to the special case $a = 1$ and $\mu^{(1)} = (1^k)$. There is a nice characterization of the highest weight rigged configurations. For the given rigged configuration (ν, J) , if

$$P_{\nu_i^{(a)}}^{(a)}(\nu) \geq J_i^{(a)} \geq 0 \quad (25)$$

is satisfied by all the strings $(\nu_i^{(a)}, J_i^{(a)})$, then (ν, J) is the highest weight rigged configuration.

The algorithm Φ is almost parallel to the definition given in Section 4 (see, for example, [S2, Appendix A] for details). To get a feeling of the algorithm, suppose that we have a letter a in a type $\bigotimes B^{1,1}$ path (in Section 4, we described the case $a = 2$). Here we identify the elements of crystals $B^{r,s}$ with semistandard tableaux or Kashiwara–Nakashima tableaux (generalizations of the semistandard tableau, see [KN]). Then we have to add a box to each of $\nu^{(a-1)}, \nu^{(a-2)}, \dots, \nu^{(1)}$ in this order. The rule for the addition to $\nu^{(a-1)}$ is exactly the same one given in Section 4. Suppose that we have added a box to the $\ell^{(a-1)}$ -th column of $\nu^{(a-1)}$. Then we look for the longest singular string of $(\nu^{(a-2)}, J^{(a-2)})$ whose length does not exceed $\ell^{(a-1)}$ to determine where to add a box. We do this recursively until $(\nu^{(1)}, J^{(1)})$ by recursively defining $\ell^{(b)}$'s. Finally change the riggings by using

the new vacancy numbers as in Section 4. For the modifications required for the negative letters in type $D_n^{(1)}$, see, for example, [OSS1]. Roughly speaking, we do an almost similar procedure twice (for \bar{a} , first proceed from $\nu^{(a)}$ to $\nu^{(n)}$ and next to the left from $\nu^{(n)}$ as above) following the crystal graph for the vector representations $B^{1,1}$ of type $D_n^{(1)}$.

The inverse scattering formalism (16) holds almost identically for the general cases. For arbitrary $T^{r,s}$ of type $A_n^{(1)}$ [KOSTY] and for $T^{1,s}$ of type $D_n^{(1)}$ [KSY2], it is known that the only change caused by $T^{r,s}$ is the shift in the rigging

$$(\nu_i^{(r)}, J_i^{(r)}) \mapsto (\nu_i^{(r)}, J_i^{(r)} + \min(s, \nu_i^{(r)})) \quad (26)$$

and all the other places do not change. We expect that a parallel formalism should exist for all types of the quantum affine algebras once the corresponding rigged configuration bijection is established.

Similarly, the relation (20) has the following straightforward generalization for arbitrary rigged configurations of type $A_n^{(1)}$ (not necessarily highest weight). In (4) and (7), we use the time evolution $T^{r,s}$ instead of $T_l (= T^{1,l})$. Then we can define $E^{r,s}(b)$ as generalizations of $E_l(b)$. Then we have [S2]

$$E^{r,s}(b) = Q_s(\nu^{(r)}). \quad (27)$$

On the other hand, the ultradiscrete tau functions formalism is only available for the case $\bigotimes_i B^{1,s_i}$ of type $A_n^{(1)}$. Perhaps we need to thoroughly understand the dynamics of the box-ball systems for general cases (say, the case $\bigotimes_i B^{r_i,1}$ of type $A_n^{(1)}$).

Further properties. So far we have explained that the rigged configurations behave very nicely with respect to the box-ball systems. In particular, the rigged configurations have the concrete mathematical meaning as the action and angle variables for the box-ball systems. As the final remarks we explain there are equally remarkable properties of the rigged configurations with respect to other mathematical problems. In most cases, the rigged configurations behave surprisingly simply with respect to global and deep structures of the corresponding algebras which are usually difficult to realize.

- The combinatorial R -matrices become trivial on the level of the rigged configurations. If the two tensor products are isomorphic under the combinatorial R -matrices $R : b \mapsto b'$, we have $\Phi(b) = \Phi(b')$. Remind that the combinatorial R -matrices for general situations are highly complicated objects. This property is confirmed in all known cases and we expect that it is true for arbitrary quantum affine algebras.
- The Schützenberger involution and its generalizations become almost trivial operation (see, for example, [KSS, SS]); we take complements of all the riggings with respect to the corresponding vacancy numbers. Note that in this case we consider only the highest weight rigged configurations which satisfy (25).
- In [OS1] a new kind of bijection Ψ for the rigged configurations is introduced. The map Ψ gives one to one correspondence for the following two sets; (i) the set of the

highest weight rigged configurations for arbitrary non-exceptional quantum affine algebras of sufficiently large rank, and (ii) the set of pairs of the highest weight rigged configurations of type $A_n^{(1)}$ and the Littlewood–Richardson tableaux. In experiments, we can see that the map Ψ coincides with (and generalizes) the global involution exchanging the nodes 0 and n of the Dynkin diagram of the algebra (if such an involution exists, see [LOS]). Remarkably, the construction of the algorithm Ψ is quite simple and does not depend on the choices of the corresponding non-exceptional algebras. Indeed, the algorithm coincides with the type $A_n^{(1)}$ rigged configuration bijection if we change left and right in the definition (as if we are using mirrors). The Littlewood–Richardson tableaux naturally appear as the recording tableaux. We remark that such a correspondence is very difficult to construct if we do not use the rigged configurations (see [S7]).

- In [S6] the affine Kashiwara operators for type $D_n^{(1)}$ are realized via the Dynkin involution exchanging the nodes 0 and 1. The realization relies on a rather non-trivial bijection between the Kashiwara–Nakashima tableaux and a combinatorial objects called the plus-minus diagrams. Then the involution is realized as changing columns of the plus-minus diagrams. In [OSS1] we see that the plus-minus diagrams essentially coincide with the rigged configurations. Thus we can realize the Dynkin involution $0 \leftrightarrow 1$ as a transformation on the rigged configurations.

However the main point of the result is not the practical values. Rather, the result reveals that the crystal structure of the corresponding case is essentially governed by the rigged configurations. Note that in this case the rigged configurations for non-highest weight elements play the role.

Concluding words. We have seen that the rigged configurations have very special properties which are usually difficult to see so that it is tempting to say that they are one of the canonical realizations of the Kirillov–Reshetikhin crystals. Not only they give a nice presentation, they also have concrete mathematical meanings and it seems that they originate from deep aspects of the infinite dimensional symmetry of the quantum affine algebras. Although the theory of the rigged configurations is still in a very early stage, we expect that the progress of the theory will give unique insights into the nature of the symmetry of the quantum affine algebras.

References

- [BKK] G. BENKART, S.-J. KANG AND M. KASHIWARA: Crystal bases for the quantum superalgebra $U_q(\mathfrak{gl}(m, n))$. *J. Amer. Math. Soc.* **13** (2000), 295–331.
- [F] K. FUKUDA: Box-ball systems and Robinson–Schensted–Knuth correspondence. *J. Algebraic Combin.* **19** (2004), 67–89.
- [FOY] K. FUKUDA, M. OKADO AND Y. YAMADA: Energy functions in box ball systems. *Internat. J. Modern Phys.* **A15** (2000), 1379–1392.

- [HHIKTT] G. HATAYAMA, K. HIKAMI, R. INOUE, A. KUNIBA, T. TAKAGI AND T. TOKIHIRO: The $A_M^{(1)}$ automata related to crystals of symmetric tensors. *J. Math. Phys.* **42** (2001), 274–308.
- [HKT] G. HATAYAMA, A. KUNIBA AND T. TAKAGI: Simple algorithm for factorized dynamics of \mathfrak{g}_n -automaton. *J. Phys. A: Math. Gen.* **34** (2001) 10697–10705.
- [HI] K. HIKAMI AND R. INOUE: Supersymmetric extension of the integrable box-ball system. *J. Phys. A: Math. Gen.* **33** (2000) 4081–4094.
- [K1] V. G. KAC: *Infinite Dimensional Lie Algebras*, third edition, Cambridge Univ. Press (1990).
- [K2] M. KASHIWARA: On crystal bases of the q -analogue of universal enveloping algebras. *Duke Math. J.* **63** (1991), 465–516.
- [KN] M. KASHIWARA AND T. NAKASHIMA: Crystal graphs for representations of the q -analogue of classical Lie algebras. *J. Algebra* **165** (1994), 295–345.
- [KKR] S. V. KEROV, A. N. KIRILLOV AND N. YU. RESHETIKHIN: Combinatorics, the Bethe ansatz and representations of the symmetric group. *Zap. Nauchn. Sem. (LOMI)* **155** (1986) 50–64. (English translation: *J. Sov. Math.* **41** (1988) 916–924.)
- [KR] A. N. KIRILLOV AND N. YU. RESHETIKHIN: *Zap. Nauchn. Sem. (LOMI)* **155** (1986) 65–115. The Bethe ansatz and the combinatorics of Young tableaux. (English Translation: *J. Soviet Math.* **41** (1988) 925–955.)
- [KSS] A. N. KIRILLOV, A. SCHILLING AND M. SHIMOZONO: A bijection between Littlewood–Richardson tableaux and rigged configurations. *Selecta Math. (N.S.)* **8** (2002) 67–135.
- [KS1] A. N. KIRILLOV AND R. SAKAMOTO: Relationships between two approaches: rigged configurations and 10-eliminations. *Lett. Math. Phys.* **89** (2009), 51–65.
- [KS2] A. KUNIBA AND R. SAKAMOTO: The Bethe ansatz in a periodic box-ball system and the ultradiscrete Riemann theta function. *J. Stat. Mech.* (2006) P09005.
- [KOTY] A. KUNIBA, M. OKADO, T. TAKAGI AND Y. YAMADA: The vertex operators for the box-ball systems and the partition functions (in Japanese). *RIMS Kokyuroku* **1302** (2003), 91–107.
- [KOSTY] A. KUNIBA, M. OKADO, R. SAKAMOTO, T. TAKAGI AND Y. YAMADA: Crystal interpretation of Kerov–Kirillov–Reshetikhin bijection. *Nuclear Phys.* **B740** (2006), 299–327.
- [KSY1] A. KUNIBA, R. SAKAMOTO AND Y. YAMADA: Tau functions in combinatorial Bethe ansatz. *Nuclear Phys.* **B786** (2007) 207–266.

- [KSY2] A. KUNIBA, R. SAKAMOTO AND Y. YAMADA: Generalized energies and integrable $D_n^{(1)}$ cellular automaton. in *New Trends in Quantum Integrable Systems*, World Scientific (2011), 221–242.
- [LP] T. LAM AND P. PYLYAVSKYY: Crystals and total positivity on orientable surfaces. *Selecta Math. New Ser.* (published online)
- [LPS] T. LAM, P. PYLYAVSKYY AND R. SAKAMOTO: Box-Basket-Ball Systems. *Rev. in Math. Phys.* **24** (2012) 1250019.
- [LOS] C. LECOUEVEY, M. OKADO AND M. SHIMOZONO: Affine crystals, one-dimensional sums and parabolic Lusztig q -analogues. *Math. Zeit.* **271** (2012) 819–865.
- [MIT1] J. MADA, M. IDZUMI AND T. TOKIHIRO: On the initial value problem of a periodic box-ball system. *J. Phys. A: Math. Theor.* **39** (2006) L617–L623.
- [MIT2] J. MADA, M. IDZUMI AND T. TOKIHIRO: The box-ball system and the N-soliton solution of the ultradiscrete KdV equation. *J. Phys. A: Math. Theor.* **41** (2008) 175207.
- [NTT] A. NAGAI, D. TAKAHASHI AND T. TOKIHIRO: Soliton cellular automaton, Toda molecule equation and sorting algorithm. *Phys. Lett. A* **255** (1999), 265–271.
- [OS1] M. OKADO AND R. SAKAMOTO: Stable rigged configurations for quantum affine algebras of nonexceptional types. *Adv. Math.* **228** (2011) 1262–1293.
- [OSS1] M. OKADO, R. SAKAMOTO AND A. SCHILLING: Affine crystal structure on rigged configurations of type $D_n^{(1)}$. *J. Algebraic Combin.* (published online).
- [OS2] M. OKADO AND N. SANO: KKR type bijection for the exceptional affine algebra $E_6^{(1)}$. *Contemp. Math.* **565** (2012) 227–242.
- [OSS2] M. OKADO, A. SCHILLING AND M. SHIMOZONO: A crystal to rigged configuration bijection for nonexceptional affine algebras. in *Algebraic Combinatorics and Quantum Groups (Ed. N. Jing)*, World Scientific (2003), 85–124.
- [PST] J. K. PARK, K. STEIGLITZ AND W. P. THURSTON: Soliton-like behavior in automata. *Physica D* **19** (1986), 423–432.
- [S1] R. SAKAMOTO: Crystal interpretation of Kerov–Kirillov–Reshetikhin bijection II. Proof for \mathfrak{sl}_n case. *J. Algebraic Combin.* **27** (2008), 55–98.
- [S2] R. SAKAMOTO: Kirillov–Schilling–Shimozono bijection as energy functions of crystals. *Int. Math. Res. Not.* (2009), 579–614.
- [S3] R. SAKAMOTO: <http://demonstrations.wolfram.com/PeriodicBoxBallSystem/>
- [S4] A. SCHILLING: A bijection between type $D_n^{(1)}$ crystals and rigged configurations. *J. Algebra* **285** (2005), 292–334.

- [S5] A. SCHILLING: Crystal structure on rigged configurations. *Int. Math. Res. Not.* **2006**, (2006) Article ID 97376, pages 1–27.
- [S6] A. SCHILLING: Combinatorial structure of Kirillov–Reshetikhin crystals of type $D_n^{(1)}$, $B_n^{(1)}$, $A_{2n-1}^{(2)}$. *J. Algebra* **319** (2008), 2938–2962.
- [SS] A. SCHILLING AND SHIMOZONO: $X = M$ for symmetric powers. *J. Algebra* **295** (2006) 562–610.
- [S7] M. SHIMOZONO: On the $X = M = K$ conjecture. preprint, arXiv:math/0501353.
- [T1] T. TAKAGI: Inverse scattering method for a soliton cellular automaton. *Nucl. Phys. B* **707** (2005), 577–601.
- [T2] T. TAKAGI: Separation of colour degree of freedom from dynamics in a soliton cellular automaton. *J. Phys. A: Math. Gen.* **38** (2005), 1961–1976.
- [T3] D. TAKAHASHI: On some soliton systems defined by using boxes and balls, in *Proceedings of the International Symposium on Nonlinear Theory and Its Applications (NOLTA '93)*, (1993), 555–558.
- [TM] D. TAKAHASHI AND J. MATSUKIDAIRA: Box and ball system with a carrier and ultradiscrete modified KdV equation. *J. Phys. A: Math. Gen.* **30** (1997), L733–L739.
- [TS] D. TAKAHASHI AND J. SATSUMA: A soliton cellular automaton. *J. Phys. Soc. Japan* **59** (1990), 3514–3519.
- [T4] K. TAKASAKI: <http://www.math.h.kyoto-u.ac.jp/~takasaki/soliton-lab/gallery/solitons/index-e.html>
- [TNS] T. TOKIHIRO, A. NAGAI AND J. SATSUMA: Proof of solitonical nature of box and ball systems by means of inverse ultra-discretization. *Inverse Problems* **15** (1999), 1639–1662.
- [TTM] T. TOKIHIRO, D. TAKAHASHI AND J. MATSUKIDAIRA: Box and ball system as a realization of ultradiscrete nonautonomous KP equation. *J. Phys. A: Math. Gen.* **A33** (2000) 607–619.
- [TTMS] T. TOKIHIRO, D. TAKAHASHI, J. MATSUKIDAIRA AND J. SATSUMA: From soliton equations to integrable cellular automata through a limiting procedure. *Phys. Rev. Lett.* **76** (1996), 3247–3250.
- [TTS] M. TORII, D. TAKAHASHI AND J. SATSUMA: Combinatorial representation of invariants of a soliton cellular automaton. *Physica D* **92** (1996), 209–220

Date: 12/12/12