

EXACT EQUATIONS FOR SIR EPIDEMICS ON UNCLUSTERED NETWORKS*

BY KIERAN J. SHARKEY[†], ISTVAN Z. KISS[‡], ROBERT R. WILKINSON[†] AND PÉTER L. SIMON[§]

University of Liverpool[†], *University of Sussex*[‡] and *Eötvös Loránd University*[§]

We consider a class of deterministic susceptible-infectious-removed (SIR) models on time-independent weighted contact networks where the infection and removal processes are Poisson. We prove that a particular closed form of these models generates an exact representation of the expected infectious time series for networks with no closed loops. This is the first exact deterministic representation of a complex heterogeneous and finite epidemic system which can be numerically evaluated.

1. Introduction.

1.1. *Background.* The majority of epidemic models fall either into the category of stochastic simulation [2, 4] or into the category of deterministic differential equation-based models [1, 11]. These two strands developed largely independently for much of the twentieth century. Thus, an interesting question arises as to the precise mathematical connection between stochastic and deterministic models.

The first epidemic models were based on the assumption that populations are evenly mixed, with each individual equally likely to interact with any other individual at any time [6]. A classic example of this type of model is the Susceptible-Infectious-Removed (SIR) compartmental model whereby individuals are classified according to being in one of these three states. It has been shown that for this type of mean-field model, the average of many stochastic simulations (the expected outcome) converges to the solution of the “equivalent” mean-field deterministic model in the limit of an infinite population size and subject to strict conditions regarding the initialisation of the epidemic [20]. In other words, the expected infectious time series in large populations is given by the deterministic representation.

*Supported in part by the Research Centre for Mathematics and Modelling at The University of Liverpool

AMS 2000 subject classifications: Primary 60G99, 60J20, 92B99

Keywords and phrases: Epidemic, SIR, Subsystem, Contact network, Pair-based, Master equation, Kolmogorov equations, dimensional reduction, State-space reduction

More recently, a higher degree of realism has been introduced by considering stochastic simulation models on contact networks where individuals are only able to contact a limited subset of the population. This enables significant heterogeneity to be incorporated, treating individuals as distinct entities with fixed connectivity to pre-allocated neighbours. While stochastic simulations are readily extended to incorporate such systems, deterministic descriptions have been more problematic. Several methodologies have been developed including pair-approximation models [8, 9, 16], degree-based models [15], and models based on the probability generating function (PGF) formalism which are applicable to configuration networks [22] as well as the related edge-based compartmental modelling [13, 14]. It has been observed [7] that these models are, at some level, equivalent and are all derived from similar principles of independence. However, although comparison with stochastic simulation can sometimes be good, the link between these models and their stochastic counterparts remains obscure.

There are two idealised scenarios in which exact correspondence between stochastic simulation and deterministic descriptions has been shown. Firstly, correspondence sometimes occurs in the limit of infinite populations for particular idealised graphs [3, 5] which cannot be exactly realised in practice. It can also occur with some very simplified systems whose symmetry properties can be exploited to achieve reductions in the stochastic description [10, 19].

A modelling framework which emphasises the link with stochastic simulation is the subsystem approach [17, 18]. This splits the epidemic system up into smaller components governed by their own exact subsystem process equations. These can then be used to construct deterministic models via suitable closure assumptions. Here we consider the example of an SIR model on finite networks governed by transmission and removal processes which are Poisson. We show that by considering subsystems at the level of pairs, a closure can be proposed which determines the expected infectious time series exactly for arbitrary network structures with no closed loops and, in some special circumstances, for particular networks with closed loops.

1.2. Statement of the main result. We consider an SIR compartmental model composed of P individuals whose states are described at any given point in time by vectors I and S with respective components I_i and S_i , $i \in \{1, 2, \dots, P\}$ such that $I_i = 1$ if individual i is infectious ($I_i = 0$ otherwise) and $S_i = 1$ if individual i is susceptible ($S_i = 0$ otherwise). Transmission and recovery occur by Poisson processes with rate parameters λ_i and μ_i

respectively where:

$$\lambda_i = \sum_{j=1}^P T_{ij} I_j S_i, \quad \mu_i = \gamma_i I_i,$$

where T is a “transmission” matrix with (time-independent) elements T_{ij} denoting the rate parameter for an infectious node j infecting a susceptible node i ($T_{ii} = 0$ for all i) and where γ_i denotes the rate parameter for an infectious individual i to recover.

As shown by Sharkey (2011) in [18], for any transmission matrix T and any nodes i, j the following differential equations hold:

$$\begin{aligned} \langle \dot{S}_i \rangle &= - \sum_{j=1}^P T_{ij} \langle S_i I_j \rangle, \\ \langle \dot{I}_i \rangle &= \sum_{j=1}^P T_{ij} \langle S_i I_j \rangle - \gamma_i \langle I_i \rangle, \\ \langle \dot{S}_i I_j \rangle &= \sum_{k=1, k \neq i}^P T_{jk} \langle S_i S_j I_k \rangle - \sum_{k=1, k \neq j}^P T_{ik} \langle I_k S_i I_j \rangle, \\ &\quad - T_{ij} \langle S_i I_j \rangle - \gamma_j \langle S_i I_j \rangle, \\ (1.1) \quad \langle \dot{S}_i S_j \rangle &= - \sum_{k=1, k \neq j}^P T_{ik} \langle I_k S_i S_j \rangle - \sum_{k=1, k \neq i}^P T_{jk} \langle S_i S_j I_k \rangle, \end{aligned}$$

where $\langle S_i \rangle$ and $\langle I_i \rangle$ denote the time-dependent probabilities for individual i to be susceptible and infectious respectively, and expressions of the form $\langle A_i B_j \rangle$ denote the time-dependent probability that individual i in state A and individual j is in state B with a similar interpretation of terms of the form $\langle A_i B_j C_k \rangle$. Here and throughout, we adopt the dot notation to denote time derivatives.

Note that it is a short step (see Sharkey (2008) [17]) from (1.1) to the familiar population-level pair equations [8, 9, 16], also proved independently by Taylor et al. (2012) in [21] for the susceptible-infectious-susceptible variant.

This system can be completed by formulating differential equations for the triples, quadruples, and so forth until we reach the full system size. This yields a self-contained system of differential equations that exactly determines the probabilities of each quantity given initial conditions. However, cascading these equations up to the full system size will usually result in a system that is impractical to solve due to its sheer size. This is why this

system is typically closed at some level by introducing a functional relation defining higher-order probabilities in terms of lower-order ones. One of the most frequently used closure relations can be written as

$$(1.2) \quad \langle A_i B_j C_k \rangle \approx \frac{\langle A_i B_j \rangle \langle B_j C_k \rangle}{\langle B_j \rangle}$$

for the current context. Applying this closure relation to our system at the level of pairs we arrive at the following system:

$$(1.3) \quad \begin{aligned} \langle \dot{X}_i \rangle &= - \sum_{j=1}^P T_{ij} \langle X_i Y_j \rangle, \\ \langle \dot{Y}_i \rangle &= \sum_{j=1}^P T_{ij} \langle X_i Y_j \rangle - \gamma_i \langle Y_i \rangle, \\ \langle \dot{X}_i Y_j \rangle &= \sum_{k=1, k \neq i}^P T_{jk} \frac{\langle X_i X_j \rangle \langle X_j Y_k \rangle}{\langle X_j \rangle} - \sum_{k=1, k \neq j}^P T_{ik} \frac{\langle X_i Y_k \rangle \langle X_i Y_j \rangle}{\langle X_i \rangle} \\ &\quad - T_{ij} \langle X_i Y_j \rangle - \gamma_j \langle X_i Y_j \rangle, \\ \langle \dot{X}_i X_j \rangle &= - \sum_{k=1, k \neq j}^P T_{ik} \frac{\langle Y_k X_i \rangle \langle X_i X_j \rangle}{\langle X_i \rangle} - \sum_{k=1, k \neq i}^P T_{jk} \frac{\langle X_i X_j \rangle \langle X_j Y_k \rangle}{\langle X_j \rangle}, \end{aligned}$$

where we use X for susceptible and Y for infectious to emphasise that these are approximating differential equations based on the closure.

Our main aim is to show that when matrix T contains no closed loops (i.e. is tree-like) and the system is initiated in a definite state (that is, one of the 3^P possible configurations has probability 1 at time $t = 0$), then the system can be closed at the level of pairs such that the closure holds exactly. Specifically, solving the closed system above, we obtain the same values for all probabilities present in the unclosed system: $\langle X_i \rangle = \langle S_i \rangle$, $\langle Y_i \rangle = \langle I_i \rangle$, with similar equalities holding for the pairs.

In fact, we will prove the following theorem.

THEOREM 1.1. *Let us assume the following:*

- *The graph (transmission network) is a tree (no loops).*
- *The initial condition is not mixed, i.e. the system is initially in one of its 3^P possible configurations with probability 1.*

Then the following relations hold:

$$\langle S_j \rangle \langle S_i S_j I_k \rangle = \langle S_i S_j \rangle \langle S_j S_k \rangle$$

for all $i \in \{1, 2, \dots, P\}$ and for all j with links towards i and all k with links towards j , $i \neq k$;

$$\langle S_i \rangle \langle I_k S_i I_j \rangle = \langle I_k S_i \rangle \langle S_i I_j \rangle$$

for all $i \in \{1, 2, \dots, P\}$ and for all j and k with links towards i , $j \neq k$.

The theorem will be formulated in a more general context stating that even higher order closure relations are also exact.

Figure 1 shows the numerical solution of (1.3) for a small network of 9

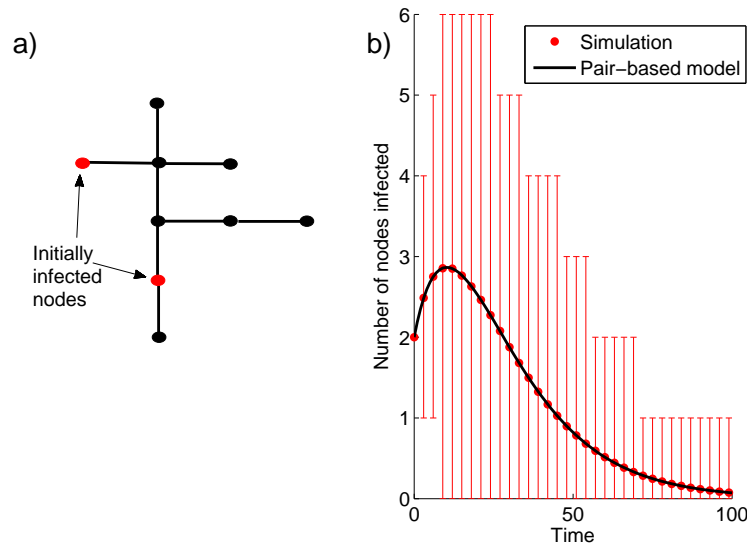


FIG 1. a) A simple undirected tree-like network indicating two nodes which we infect to initiate epidemics, with all others nodes initially susceptible. b) The mean (dots) of 100,000 stochastic simulations on the network with transmission rate $\tau = 0.1$ across each link and removal rate $\gamma = 0.05$ for each node, with errorbars denoting the 5th and 95th percentiles plotted together with the solution of (1.3) (solid line) using the Matlab code published with [18].

nodes where it is clear that it is accurate to within the precision visible on the graph. Matlab code for solving the system of equations (1.3) is provided in Sharkey (2011) [18]. This code also works on networks with closed loops, but is no longer exact in these cases. Closed loops of order three utilise the alternative closure $\langle A_i B_j C_k \rangle = \langle A_i B_j \rangle \langle B_j C_k \rangle \langle A_i C_k \rangle / \langle A_i \rangle \langle B_j \rangle \langle C_k \rangle$ which is believed to gain increased accuracy in most circumstances, but these do not occur in the tree-like graphs considered in the present work.

The structure of the paper is as follows. Section 2 introduces some notation which is needed to prove the result. This also contains an important theorem (Theorem 2.1) which specifies equations describing the probabilities of the states of arbitrary subsystems (the proof of this result is given in Appendix A). The relevant state space for our domain of a tree-like (unclustered) graph is then developed. Section 3 proves the main result, initially focusing on some special cases to help motivate and facilitate understanding of the main ideas and steps of the general proof in Section 3.5. The main ingredient for the general proof is Lemma 3.1 which is proved via Theorem 2.1. Theorem 3.1 then follows easily by induction from Lemma 3.1. The theorem as stated above is a simple corollary of Theorem 3.1. In Section 4 we discuss an application of the pair-based model to some special cases of graphs with loops where it is also exact.

2. Formulating the full system. In this section we introduce a new notation which will assist in formulating the set of differential equations for the full system. In (1.1) we formulated the differential equations up to the level of pairs and we said that this could be continued up to the full system level. This will be done formally here. In order to make the method clearer, using our existing notation let us first evaluate the full set of equations for the undirected line graph with three nodes which we refer to as the open triple, depicted in Figure 2. Here we shall assume that the transmission rate

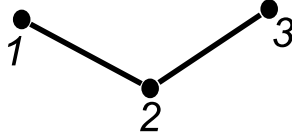


FIG 2. *Open triple graph.*

parameter is τ across both links and that the removal rate is γ . Firstly we write all of the single node equations for this network. From (1.1):

$$\begin{aligned}
 \langle \dot{I}_1 \rangle &= \tau \langle S_1 I_2 \rangle - \gamma \langle I_1 \rangle, \\
 \langle \dot{I}_2 \rangle &= \tau \langle I_1 S_2 \rangle + \tau \langle S_2 I_3 \rangle - \gamma \langle I_2 \rangle, \\
 \langle \dot{I}_3 \rangle &= \tau \langle I_2 S_3 \rangle - \gamma \langle I_3 \rangle,
 \end{aligned}
 \tag{2.1}$$

and

$$\begin{aligned}
 \langle \dot{S}_1 \rangle &= -\tau \langle S_1 I_2 \rangle, \\
 \langle \dot{S}_2 \rangle &= -\tau \langle I_1 S_2 \rangle - \tau \langle S_2 I_3 \rangle, \\
 \langle \dot{S}_3 \rangle &= -\tau \langle I_2 S_3 \rangle.
 \end{aligned}
 \tag{2.2}$$

We also need to specify the following equations for pairs:

$$\begin{aligned}
 \langle \dot{S}_1 I_2 \rangle &= \tau \langle S_1 S_2 I_3 \rangle - \tau \langle S_1 I_2 \rangle - \gamma \langle S_1 I_2 \rangle, \\
 \langle \dot{I}_1 S_2 \rangle &= -\tau \langle I_1 S_2 I_3 \rangle - \tau \langle I_1 S_2 \rangle - \gamma \langle I_1 S_2 \rangle, \\
 \langle \dot{S}_2 I_3 \rangle &= -\tau \langle I_1 S_2 I_3 \rangle - \tau \langle S_2 I_3 \rangle - \gamma \langle S_2 I_3 \rangle, \\
 (2.3) \quad \langle \dot{I}_2 S_3 \rangle &= \tau \langle I_1 S_2 S_3 \rangle - \tau \langle I_2 S_3 \rangle - \gamma \langle I_2 S_3 \rangle.
 \end{aligned}$$

Finally, at the triple level we have from the master equation (since the system has only three nodes):

$$\begin{aligned}
 \langle \dot{S}_1 \dot{S}_2 I_3 \rangle &= -\tau \langle S_1 S_2 I_3 \rangle - \gamma \langle S_1 S_2 I_3 \rangle, \\
 \langle \dot{I}_1 \dot{S}_2 I_3 \rangle &= -2\tau \langle I_1 S_2 I_3 \rangle - 2\gamma \langle I_1 S_2 I_3 \rangle, \\
 (2.4) \quad \langle \dot{I}_1 \dot{S}_2 S_3 \rangle &= -\tau \langle I_1 S_2 S_3 \rangle - \gamma \langle I_1 S_2 S_3 \rangle.
 \end{aligned}$$

In order to formulate the full system for an arbitrary graph, we introduce notation for the subsystem states.

2.1. Notation for system and subsystem states. In general, our stochastic system (which we denote by Γ) comprises of P individuals, each of which may be in any of the S , I or R states at any given time. In total, this corresponds to 3^P possible states. Denoting these system states by Γ^α , $\alpha \in \{1, 2, \dots, 3^P\}$, the probabilities for each state are given by the master equation:

$$(2.5) \quad \langle \dot{\Gamma}^\alpha \rangle = \sum_{\beta=1}^{3^P} \sigma^{\alpha\beta} \langle \Gamma^\beta \rangle - \sum_{\beta=1}^{3^P} \sigma^{\beta\alpha} \langle \Gamma^\alpha \rangle,$$

where σ denotes a constant matrix of Poisson rate parameters. The master equation completely describes our stochastic system using a set of 3^P ordinary differential equations. Our overall objective is to show that (1.3) is implied by the master equation when T represents a network with no loops.

It is useful for us to define a general subsystem ψ_W comprising of r nodes in Γ indexed by vector W of length r : $W = (W_1, W_2, \dots, W_i, \dots, W_r)$, $W_i \in \{1, 2, \dots, P\}$ where we can assume $W_1 < W_2 < \dots < W_r$. We assume that the network connections of the nodes of ψ_W are a subset of the connections of Γ .

Let ψ_W^A denote the state of subsystem ψ_W where $A = (A_1, A_2, \dots, A_r)$ and $A_i \in \{S, I, R\} \forall i \in \{1, 2, \dots, r\}$ is a sequence of S, I and R symbols of length r such that the state of node W_i is A_i . In terms of the notation of the previous section for subsystems of single nodes and pairs of nodes, we have $S_i = \psi_i^S$, $I_i = \psi_i^I$, $S_i I_j = \psi_{i,j}^{SI}$, $S_i S_j I_k = \psi_{i,j,k}^{SSI}$ etc. We shall use

these two notations interchangeably. We shall also sometimes treat indexing vectors such as W as sets such that $n \in W$ means that the node n is in the subsystem ψ_W .

In general, although we can specify the states of each node with this type of notation, an important ambiguity remains because information about the network structure is not included. To remove this ambiguity, the notation should normally be used in the context of a sketch of the relevant network structure or where the network structure is clear from the context of its use (as in (1.1)).

Let us now show how the differential equations of the different subsystem states can be formulated in general.

2.2. Differential equations for subsystems. Here we obtain differential equations describing the rate of change of the state of any subsystem. Firstly we define two useful operators which act on subsystems.

DEFINITION 2.1. *For the subsystem ψ_W^A , if node W_k is either susceptible or infectious then:*

$$h_{W_k}(\psi_W^A) = \psi_W^{A_1 \dots A_{k-1} S A_{k+1} \dots A_r}.$$

If node W_k is removed then:

$$h_{W_k}(\psi_W^A) = \psi_W^{A_1 \dots A_{k-1} R A_{k+1} \dots A_r}.$$

REMARK. This operator changes the state of node W_k in subsystem ψ_W to S if it is infectious. If node W_k is susceptible or removed then it leaves the state unchanged.

DEFINITION 2.2. *A neighbour of node i is a node with a network link directed towards i .*

DEFINITION 2.3. *N_i denotes the set of neighbours of node i . That is: $T_{ij} \neq 0 \forall j \in N_i$.*

DEFINITION 2.4. *For the subsystem state ψ_W^A of r nodes, a subsystem of $r + 1$ nodes can be generated as follows: Take $k \in \{1, 2, \dots, r\}$ and take a neighbour n of W_k outside of the subsystem with a network link towards W_k , i.e. let $n \in N_{W_k}$, $n \notin W$. If $A_k = S$, then the generated $(r + 1)$ -state is given by the generating rule:*

$$g_{W_k}^n(\psi_W^A) = \psi_{W_1, \dots, W_r, n}^{A_1 \dots A_r I},$$

i.e. the subsystem is extended by an infected at node n which is connected towards W_k . If $A_k = I$, then the generated subsystem state is given by:

$$g_{W_k}^n(\psi_W^A) = \psi_{W_1, \dots, W_r, n}^{A_1, \dots, A_{k-1}, S, A_{k+1}, \dots, A_r, I},$$

i.e. the subsystem is extended by an infected at node n which is connected towards W_k and the state of node W_k is changed from I to S .

To complete the definition, if $A_k = R$ then the operator $g_{W_k}^n$ leaves the subsystem unchanged. We also assume that for any state A_k where there is no link from node n to node W_k in the transmission matrix T , then the subsystem is also left unchanged.

REMARK. The generated order $r + 1$ system is obtained by replacing a susceptible or infectious node W_k in the original subsystem by an SI edge such that the S node of the edge is put in the place of the node W_k and where the I node of the edge is external to the subsystem.

DEFINITION 2.5. For any subsystem ψ_W of r nodes in state ψ_W^A and a single node $k \in \{1, 2, \dots, r\}$ in state $\psi_{W_k}^a$, then we define D_k^{Aa} to have value 1 if the states of the node W_k match ($A_k = a$) and to have value zero otherwise:

$$D_k^{Aa} = \begin{cases} 1 & \text{if } A_k = a \\ 0 & \text{otherwise} \end{cases}.$$

THEOREM 2.1. The rate of change of the probability of a subsystem state ψ_W^A is:

$$(2.6) \quad \begin{aligned} \langle \dot{\psi}_W^A \rangle &= \sum_{k=1}^r (1 - D_k^{AR}) \left[(-1)^{D_k^{AS}} \left(\sum_{n=1, n \notin W}^P T_{W_k n} \langle g_{W_k}^n(\psi_W^A) \rangle \right) \right. \\ &\quad \left. + \sum_{l=1}^r T_{W_k W_l} D_l^{AI} \langle h_{W_k}(\psi_W^A) \rangle \right] - D_k^{AI} \gamma_{W_k} \langle \psi_W^A \rangle. \end{aligned}$$

The proof of this theorem is a rather long diversion and can be found in Appendix A.

As an example of applying the theorem, we can use it to obtain the set of subsystem equations (1.1) by considering each equation in turn:

- If the subsystem is a single susceptible individual ψ_i^S , then $r = 1$ so k can only take the value $k = 1$ where $W_1 = i$ and $A_1 = S$, reducing (2.6) to:

$$\langle \dot{\psi}_i^S \rangle = - \sum_{n=1, n \neq i}^P T_{in} \langle \psi_{i,n}^{SI} \rangle.$$

The first term on the second line of (2.6) is zero because $T_{ii} = 0$, and the last term is zero because $D_1^{SI} = 0$.

- For an infectious individual ψ_i^I we obtain:

$$\langle \dot{\psi}_i^I \rangle = \sum_{n=1, n \neq i}^P T_{in} \langle \psi_{i,n}^{SI} \rangle - \gamma_i \langle \psi_i^I \rangle,$$

where the first term on the second line of (2.6) is zero because $T_{ii} = 0$.

- If the subsystem is the pair $\psi_{i,j}^{SI}$ then the sum over k is over $k = 1$ and $k = 2$ and $W_1 = i$, $W_2 = j$, $A_1 = S$, $A_2 = I$ so:

$$\begin{aligned} \langle \dot{\psi}_{i,j}^{SI} \rangle &= - \sum_{n=1, n \notin \{i,j\}}^P T_{in} \langle \psi_{n,i,j}^{ISI} \rangle - T_{ij} \langle \psi_{i,j}^{SI} \rangle \\ &+ \sum_{n=1, n \notin \{i,j\}}^P T_{jn} \langle \psi_{i,j,n}^{SSI} \rangle - \gamma_j \langle \psi_{i,j}^{SI} \rangle, \end{aligned}$$

where the first line corresponds to $k = 1$ and the second to $k = 2$.

- If the subsystem is the pair $\psi_{i,j}^{SS}$ then the sum is over $k = 1$ and $k = 2$ where $W_1 = i$, $W_2 = j$, $A_1 = S$ and $A_2 = S$ so:

$$\langle \dot{\psi}_{i,j}^{SS} \rangle = - \sum_{n=1, n \notin \{i,j\}}^P T_{in} \langle \psi_{n,i,j}^{ISS} \rangle - \sum_{n=1, n \notin \{i,j\}}^P T_{jn} \langle \psi_{i,j,n}^{SSI} \rangle,$$

where both terms come from the first line of (2.6).

We have therefore obtained (1.1) in a slightly different notation.

2.3. The state space for a tree-graph. Here we build up a state space which is sufficient to describe a tree-like graph. We first make some definitions.

DEFINITION 2.6. *An r -motif is a subsystem of Γ comprising of r nodes and network links such that it forms a weakly connected network.*

DEFINITION 2.7. *An r -state is the state of an r -motif.*

The state space that we need to consider is built up inductively from the states of single nodes by considering the infection process. Starting with the infected states of the single nodes ψ_i^I , $i \in \{1, 2, \dots, P\}$, (2.6) shows that they depend on the 2-states $\psi_{i,j}^{SI}$, $j \in N_i$ as described by the generating rule (Definition 2.4).

The differential equations for $\langle \psi_{i,j}^{SI} \rangle$ in turn contain the 3-states $\psi_{i,j,k}^{SSI}$, $k \in N_j$ and $\psi_{k,i,j}^{ISI}$, $k \in N_i$. The differential equations for the 3-states contain 4-states and typically, the differential equations for r -states contain $(r+1)$ -states for $r \in \{1, 2, \dots, (P-1)\}$. This state generation process can continue until we reach P -states which can only depend on other P -states.

Notice that this process always forms subsystems which are motifs and that the motif states can never include removed nodes.

PROPOSITION 2.1. *For a tree-like graph, if the neighbours of the I nodes are all S in an r -motif, then this is true for all $r+1$ -motifs generated from this r -motif.*

PROOF. This follows easily from the definition of the generating rule (Definition 2.4). \square

DEFINITION 2.8. *Consider a tree-like graph and take the 1-motifs with I nodes: ψ_i^I , $i \in \{1, 2, \dots, P\}$. The “basic state space” M is formed by these 1-states together with the set of motif states that can be iteratively generated from them using the generating rule (Definition 2.4).*

REMARK. Due to the method of its construction, the state space M gives a self-contained system of differential equations, i.e. the time derivatives of the probabilities of each motif state can be expressed in terms of the probabilities of other motif states in the state space. An example in the case of the open triple is given by the motifs in (2.1), (2.3) and (2.4).

DEFINITION 2.9. *Consider a tree-like graph and the 1-states: $\{\psi_i^I, \psi_i^S : i \in \{1, \dots, P\}\}$ and the 2-states with SS , i.e. $\{\psi_{i,j}^{SS} : i \in \{1, \dots, P\}, j \in N_i\}$. The “extended state space” \bar{M} comprises of these motifs states together with the set of motif states that can be generated from them by repeated iteration of the generating rule.*

REMARK. This extended state space is required to form the relevant closure relations. Due to the method of its construction, it is also self-contained.

LEMMA 2.1. *Let $\psi_W^A \in \bar{M}$. Then the neighbour of an I node is an S node in ψ_W^A .*

PROOF. Follows from Proposition 2.1. \square

LEMMA 2.2. *For a tree-like graph, the equation for the probability of an r -state $\psi_W^A \in \bar{M}$ is given by:*

$$(2.7) \quad \langle \psi_W^A \rangle = \sum_{k=1}^r \left[(-1)^{D_k^{AS}} \sum_{n=1, n \notin W}^P T_{W_k n} \langle g_{W_k}^n(\psi_W^A) \rangle - D_k^{AS} \sum_{l=1}^r T_{W_k W_l} D_l^{AI} \langle \psi_W^A \rangle - D_k^{AI} \gamma_{W_k} \langle \psi_W^A \rangle \right].$$

PROOF. For these states we have $1 - D_k^{AR} = 1 \ \forall k \in \{1, 2, \dots, r\}$. Additionally, when $D_k^{AI} = 1$, the first term on the second line of (2.6) never arises because $D_l^{AI} = 1$ implies that an I is connected to an I node in r -state ψ_W^A which contradicts Lemma 2.1. Therefore (2.6) reduces to (2.7). \square

Let us now formulate the exact closure relations and prove our main result.

3. Closure relation and proof of the main result. The exactness of (1.3) is straightforward to see provided that outbreaks of epidemics are always initiated with a single infected individual. We prove this first before considering the general case.

3.1. *Proof for single initial infected.* When infection is initiated on a tree-like graph at a single individual, infection must always proceed in linear chains. Consequently there is no possibility of the state $I_k S_j I_i$ illustrated in Figure 3 arising because an infection initiated at either k or i must pass

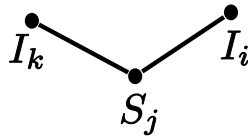


FIG 3. Shows a state which cannot arise on a tree-like graph where there is only one initially infectious node.

through j to get to the other node. Furthermore,

$$\langle S_j I_k \rangle = \langle S_i S_j I_k \rangle + \langle I_i S_j I_k \rangle + \langle R_i S_j I_k \rangle,$$

but since $\langle I_i S_j I_k \rangle = 0$ and consequently $\langle R_i S_j I_k \rangle = 0$, we have:

$$\langle S_j I_k \rangle = \langle S_i S_j I_k \rangle$$

reducing (1.1) to the following closed system:

$$\begin{aligned} \langle \dot{S}_i \rangle &= - \sum_{j=1}^P T_{ij} \langle S_i I_j \rangle, \\ \langle \dot{I}_i \rangle &= \sum_{j=1}^P T_{ij} \langle S_i I_j \rangle - \gamma_i \langle I_i \rangle, \\ \langle \dot{S}_i I_j \rangle &= \sum_{k=1, k \neq i}^P T_{jk} \langle S_j I_k \rangle - T_{ij} \langle S_i I_j \rangle - \gamma_j \langle S_i I_j \rangle, \\ \langle \dot{S}_i S_j \rangle &= - \sum_{k=1, k \neq j}^P T_{ik} \langle I_k S_i \rangle - \sum_{k=1, k \neq i}^P T_{jk} \langle S_j I_k \rangle. \end{aligned}$$

Similar arguments show that this can be written in the form of (1.3).

More generally, this argument also applies to any tree-like graph where there is at most one network path by which any susceptible individual in the network can become infectious from the initial configuration of infected individuals.

For a more general starting condition, we cannot use such a simple argument. Before discussing the general proof for any tree-like network, we consider two very simple example networks which will serve to motivate and illustrate the method of proof.

3.2. Proof for an open triple. Here we consider the case for the open triple depicted in Figure 2. The equations for the probabilities of the basic state space M are given in (2.1), (2.3) and (2.4). To form the relevant closure relations, we require the equations for the extended state space \bar{M} formed by the equations for M together with (2.2) and:

$$(3.1) \quad \langle \dot{S}_1 S_2 \rangle = -\tau \langle S_1 S_2 I_3 \rangle \quad \text{and} \quad \langle \dot{S}_2 S_3 \rangle = -\tau \langle I_1 S_2 S_3 \rangle.$$

Our objective is to close the system at the level of pairs using (1.2), eliminating the need for (2.4), and show that the system remains exact. We note that the exactness of (1.3) can be proved in this case along the lines of the previous argument by considering each possible initial condition separately, however the approach discussed here will be more useful for understanding the general case.

We need to consider closures for the triples $\langle I_1 S_2 I_3 \rangle$, $\langle I_1 S_2 S_3 \rangle$ and $\langle S_1 S_2 I_3 \rangle$. Let us consider the closure:

$$\langle I_1 S_2 I_3 \rangle \approx \frac{\langle I_1 S_2 \rangle \langle S_2 I_3 \rangle}{\langle S_2 \rangle}.$$

This is exact if $\alpha(t) = 0$ where:

$$\alpha(t) = \langle S_2 \rangle \langle I_1 S_2 I_3 \rangle - \langle I_1 S_2 \rangle \langle S_2 I_3 \rangle.$$

Taking the derivative of α with respect to time gives:

$$\dot{\alpha}(t) = \langle \dot{S}_2 \rangle \langle I_1 S_2 I_3 \rangle + \langle S_2 \rangle \langle I_1 \dot{S}_2 I_3 \rangle - \langle I_1 \dot{S}_2 \rangle \langle S_2 I_3 \rangle - \langle I_1 S_2 \rangle \langle \dot{S}_2 I_3 \rangle.$$

Substituting the relevant derivatives in from (2.2)-(2.4) and cancelling terms reduces this to:

$$\dot{\alpha}(t) = -2(\tau + \gamma)\alpha(t),$$

so:

$$\alpha(t) = \alpha(0)e^{-2(\tau+\gamma)t}.$$

Now it is easily verified that provided the system is initiated in a specific system state then $\alpha(0) = 0$ (the general proof of this statement is provided by Lemma 3.2 in Section 3.5). Consequently $\alpha(t) = 0$ for all $t \geq 0$ and the closure is exact.

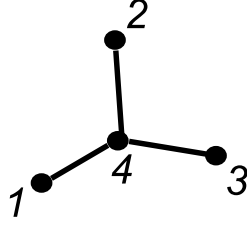
By symmetry, it will suffice to consider one of the remaining two triples in (2.3). We wish to show that $\alpha(t) = 0$ where:

$$(3.2) \quad \alpha(t) = \langle S_2 \rangle \langle S_1 S_2 I_3 \rangle - \langle S_1 S_2 \rangle \langle S_2 I_3 \rangle.$$

Here it is necessary to also use (3.1) for pairs of type SS in the extended state space. Repeating exactly the same analysis as above shows that $\alpha(t) = 0$ for this closure as well, demonstrating that (1.3) is exact for this system when the system is initiated in a specific system state.

3.3. Proof for a star graph. We now consider the case of the undirected star graph with $P = 4$ shown in Figure 4, where again we assume that the strength is the same across each network link and is denoted by τ and the removal rate for each node is γ . Writing down the equations of the extended state space, there are two types of closure which need to be proved: one for the $S-S-I$ triples and one for the $I-S-I$ triples (see (1.1)). The graph has three triples $((1, 4, 3), (2, 4, 3), (1, 4, 2))$, but it is sufficient to prove exactness for one of them. Hence we want to prove the following two relations:

$$(3.3) \quad \begin{aligned} \langle S_4 \rangle \langle S_1 I_3 S_4 \rangle &= \langle S_1 S_4 \rangle \langle I_3 S_4 \rangle, \\ \langle S_4 \rangle \langle I_1 I_3 S_4 \rangle &= \langle I_1 S_4 \rangle \langle I_3 S_4 \rangle. \end{aligned}$$

FIG 4. *Star graph with $P = 4$ nodes.*

For brevity, we adopt the alternative notation:

$$\begin{aligned}\langle \psi_4^S \rangle \langle \psi_{1,3,4}^{SIS} \rangle - \langle \psi_{1,4}^{SS} \rangle \langle \psi_{3,4}^{IS} \rangle &= 0, \\ \langle \psi_4^S \rangle \langle \psi_{1,3,4}^{IIS} \rangle - \langle \psi_{1,4}^{IS} \rangle \langle \psi_{3,4}^{IS} \rangle &= 0.\end{aligned}$$

We introduce:

$$\alpha_1 = \langle \psi_4^S \rangle \langle \psi_{1,3,4}^{SIS} \rangle - \langle \psi_{1,4}^{SS} \rangle \langle \psi_{3,4}^{IS} \rangle.$$

By differentiating this, substituting in from the process equations and grouping terms we obtain:

$$(3.4) \quad \dot{\alpha}_1 = -(\tau + \gamma)\alpha_1 - \tau\alpha_2 - \tau\alpha_3 - \tau\alpha_4,$$

where:

$$\begin{aligned}\alpha_2 &= \langle \psi_{1,4}^{IS} \rangle \langle \psi_{1,3,4}^{SIS} \rangle - \langle \psi_{1,4}^{SS} \rangle \langle \psi_{1,3,4}^{IIS} \rangle, \\ \alpha_3 &= \langle \psi_{2,4}^{IS} \rangle \langle \psi_{1,3,4}^{SIS} \rangle - \langle \psi_{1,4}^{SS} \rangle \langle \psi_{2,3,4}^{IIS} \rangle, \\ \alpha_4 &= \langle \psi_4^S \rangle \langle \psi_{1,2,3,4}^{SIIS} \rangle - \langle \psi_{1,2,4}^{SIS} \rangle \langle \psi_{3,4}^{IS} \rangle.\end{aligned}$$

Differentiating α_2 we get:

$$(3.5) \quad \dot{\alpha}_2 = -2(\tau + \gamma)\alpha_2 - \tau\alpha_5 - \tau\alpha_6,$$

where

$$\begin{aligned}\alpha_5 &= \langle \psi_{1,2,4}^{IIS} \rangle \langle \psi_{1,3,4}^{SIS} \rangle - \langle \psi_{1,2,4}^{SIS} \rangle \langle \psi_{1,3,4}^{IIS} \rangle, \\ \alpha_6 &= \langle \psi_{1,4}^{IS} \rangle \langle \psi_{1,2,3,4}^{SIIS} \rangle - \langle \psi_{1,4}^{SS} \rangle \langle \psi_{1,2,3,4}^{IIS} \rangle.\end{aligned}$$

The derivatives of α_3 and α_4 can be obtained similarly.

Differentiating α_5 we get:

$$(3.6) \quad \dot{\alpha}_5 = -3(\tau + \gamma)\alpha_5 - \tau\alpha_7 - \tau\alpha_8,$$

where:

$$\begin{aligned}\alpha_7 &= \langle \psi_{1,2,3,4}^{IIIS} \rangle \langle \psi_{1,3,4}^{SIS} \rangle - \langle \psi_{1,2,3,4}^{SIIS} \rangle \langle \psi_{1,3,4}^{IIS} \rangle, \\ \alpha_8 &= \langle \psi_{1,2,4}^{IIS} \rangle \langle \psi_{1,2,3,4}^{SIIS} \rangle - \langle \psi_{1,2,4}^{SIS} \rangle \langle \psi_{1,2,3,4}^{IIIS} \rangle.\end{aligned}$$

The derivative for α_6 can also be obtained. Finally, differentiating α_7 and α_8 we obtain:

$$(3.7) \quad \dot{\alpha}_7 = -4(\tau + \gamma)\alpha_7 \quad \text{and} \quad \dot{\alpha}_8 = -4(\tau + \gamma)\alpha_8.$$

To conclude the proof of the exactness of the closure, we first assume that the initial state is not mixed; that is, one of the $3^4 = 81$ possible configurations has probability 1 at $t = 0$. Then it is easy to see that $\alpha_j(0) = 0$ for all j (see Lemma 3.2 in Section 3.5 for a general proof). Hence the differential equations for α_7 and α_8 show that $\alpha_7(t) = 0$ and $\alpha_8(t) = 0$ for all $t \geq 0$. The differential equation for α_5 then implies that $\alpha_5 = 0 \forall t \geq 0$ (and similarly for α_6). This implies that $\alpha_2 = 0$ (and similarly $\alpha_3 = \alpha_4 = 0$). The differential equation for α_1 shows that $\alpha_1 = 0$ which is what we wanted to show. The other triple closure in (3.3) can be proved similarly.

REMARK. In fact, we have proved several closure relations $\alpha_1\alpha_2, \dots, \alpha_8$.

The closure relations each consist of two pairs which are visualised in Figure 5. For reference, we refer to these as the left pair and the right pair referring to their position in this figure. Looking at these closure relations, we can form two observations:

1. For a given node i , the number of times it appears as S_i is the same in the left and the right pair, and similarly with the number of times it appears as I_i . For example, with α_5 , node 1 (the left node) has one I and one S for both pairs and node 4 (central node) has two S 's in both pairs. For α_6 , the number of I 's at nodes 1,2,3 and 4 is (1, 1, 1, 0) in both pairs and the number of S 's is given by (1, 0, 0, 2) in both pairs.
2. Any SI pairing on the left appears exactly the same number of times on the right. For example in α_7 , I_1S_4 appears once on the left and once on the right and I_3S_4 appears twice on the left and twice on the right. Observing that only SS pairs and IS pairs appear in the closure relations, a consequence is that SS pairs also have this property.

These observations will be of key importance for developing the general proof in the following two sections.

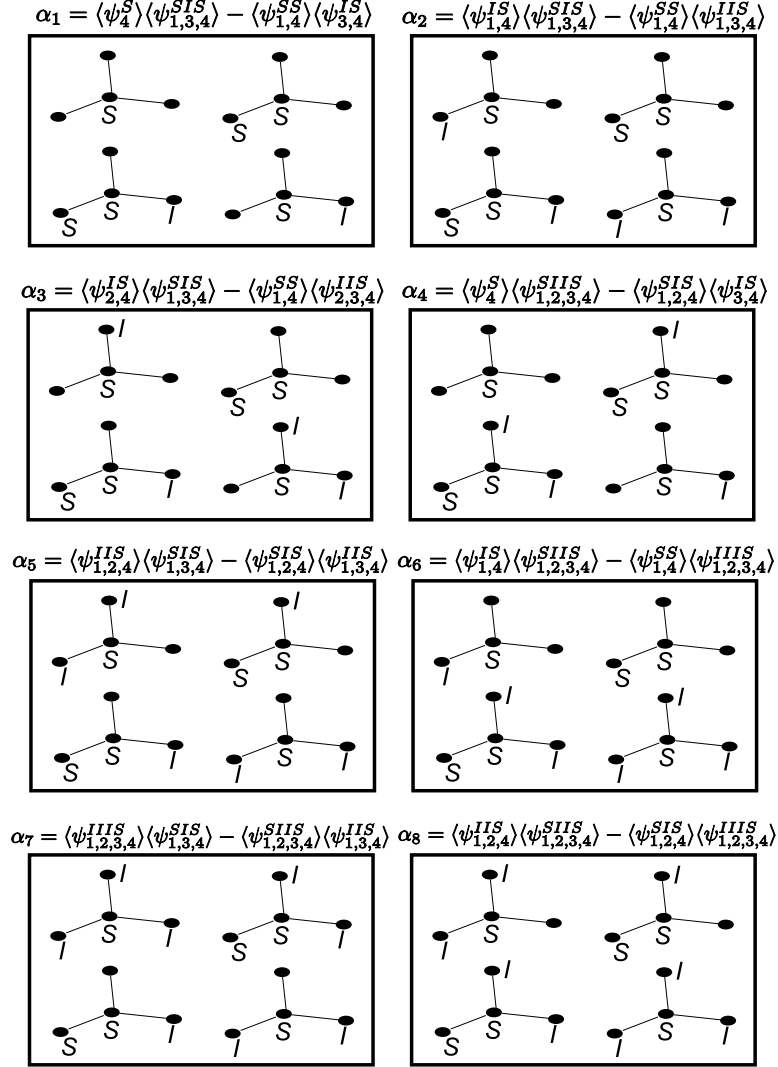


FIG 5. Each box illustrates the relevant node states for the four parts of the closure relation in the equation above it. The node states on the left and the right correspond to the two terms in the closure relation. The node numbers correspond to the same positions as Figure 4.

3.4. *General closure relations.* In general, to show that the closure relationship (1.2) is exact for the tree graph, we need to show that $\alpha = 0$ where

$$\alpha = \langle B_j \rangle \langle A_i B_j C_k \rangle - \langle A_i B_j \rangle \langle B_j C_k \rangle.$$

Our proof of this is via induction using a sequence of closures analogous to the proof in the case of the star graph in Section 3.3.

We shall consider many closure relations. In general we specify that they are composed of two pairs of motif states (ψ_W^A, ψ_X^B) and (ψ_Y^C, ψ_Z^D) and that the closure is exact if $\alpha = 0$ where

$$\alpha = \langle \psi_W^A \rangle \langle \psi_X^B \rangle - \langle \psi_Y^C \rangle \langle \psi_Z^D \rangle.$$

We formalise the observations we made about the closure relations for the star graph at the end of Section 3.3 by defining what we term “compatible pairs”.

DEFINITION 3.1. $\psi_i^a \subset \psi_W^A \Leftrightarrow \exists j$ s.t. $W_j = i$ and $A_j = a$.
 $\psi_{i_1, i_2}^{a_1 a_2} \subset \psi_W^A \Leftrightarrow \exists j_1, j_2$ s.t. $W_{j_1} = i, W_{j_2} = i_2$ and $A_{j_1} = a_1, A_{j_2} = a_2$.

DEFINITION 3.2. Two pairs of motif states (ψ_W^A, ψ_X^B) and (ψ_Y^C, ψ_Z^D) are called compatible pairs if the following conditions are met:

- CP(i) $\psi_i^a \subset \psi_W^A$ or $\psi_i^a \subset \psi_X^B \Leftrightarrow \psi_i^a \subset \psi_Y^C$ or $\psi_i^a \subset \psi_Z^D$.
- CP(ii) $\psi_i^a \subset \psi_W^A$ and $\psi_i^a \subset \psi_X^B \Leftrightarrow \psi_i^a \subset \psi_Y^C$ and $\psi_i^a \subset \psi_Z^D$.
- CP(iii) $\psi_{i_1, i_2}^{IS} \subset \psi_W^A$ or $\psi_{i_1, i_2}^{IS} \subset \psi_X^B \Leftrightarrow \psi_{i_1, i_2}^{IS} \subset \psi_Y^C$ or $\psi_{i_1, i_2}^{IS} \subset \psi_Z^D$.
- CP(iv) $\psi_{i_1, i_2}^{IS} \subset \psi_W^A$ and $\psi_{i_1, i_2}^{IS} \subset \psi_X^B \Leftrightarrow \psi_{i_1, i_2}^{IS} \subset \psi_Y^C$ and $\psi_{i_1, i_2}^{IS} \subset \psi_Z^D$.
- CP(v) Same as CP(iii) and CP(iv) but with SS pairs.

DEFINITION 3.3. Let ψ_W^A be an r -state and ψ_X^B be a q -state. Then the order of the pair (ψ_W^A, ψ_X^B) is defined as $r + q$.

PROPOSITION 3.1. If (ψ_W^A, ψ_X^B) and (ψ_Y^C, ψ_Z^D) are compatible pairs, then their order is equal.

PROOF. Follows from CP(i) and CP(ii). □

PROPOSITION 3.2. For a tree graph, applying the transformation h_i to each of the four motif states in compatible pairs that contain node i generates compatible pairs.

PROOF. The transformation satisfies CP(i) and CP(ii) because it replaces $\psi_i^a = \psi_i^I$ with $\psi_i^a = \psi_i^S$ which does not alter the form of the conditions.

The transformation satisfies CP(iii) and CP(iv) because all IS pairs where i is the infected individual are removed by this transformation. New IS pairs cannot be created by the transformation since this would require II pairs which are prohibited for tree graphs by Lemma 2.1. CP(v) is satisfied because the transformation leaves existing SS pairs unchanged and created SS pairs result from existing IS pairs so are balanced on each side. \square

3.5. Proof of the main result.

LEMMA 3.1. *Let (ψ_W^A, ψ_X^B) and (ψ_Y^C, ψ_Z^D) be compatible pairs of order R and $\psi_W^A, \psi_X^B, \psi_Y^C, \psi_Z^D \in M$. Let:*

$$\alpha_0 = \langle \psi_W^A \rangle \langle \psi_X^B \rangle - \langle \psi_Y^C \rangle \langle \psi_Z^D \rangle.$$

Then:

$$(3.8) \quad \dot{\alpha}_0 = \sum_{p=1}^m c_p \alpha_p + c_0 \alpha_0$$

where each α_p can be expressed as:

$$\alpha_p = \langle \psi_W^{\bar{A}} \rangle \langle \psi_X^{\bar{B}} \rangle - \langle \psi_Y^{\bar{C}} \rangle \langle \psi_Z^{\bar{D}} \rangle$$

where $\psi_W^{\bar{A}}, \psi_X^{\bar{B}}$ and $\psi_Y^{\bar{C}}, \psi_Z^{\bar{D}}$ are compatible pairs of order $R+1$ and where c_0, c_p are constants and m is an integer denoting the number of terms in the summation.

REMARK. This is a general statement of the forms of (3.4)-(3.7) in the star graph example.

PROOF. Take the derivative of α_0 :

$$(3.9) \quad \dot{\alpha}_0 = \langle \dot{\psi}_W^A \rangle \langle \psi_X^B \rangle + \langle \psi_W^A \rangle \langle \dot{\psi}_X^B \rangle - \langle \dot{\psi}_Y^C \rangle \langle \psi_Z^D \rangle - \langle \psi_Y^C \rangle \langle \dot{\psi}_Z^D \rangle.$$

We consider the terms associated with removal, transmission terms of order R and transmission terms of order $R+1$ separately. Firstly, from (2.7), this derivative contains the following terms associated with the removal process:

$$\begin{aligned} & - \sum_{k_1} D_{k_1}^{AI} \gamma_{W_{k_1}} \langle \psi_W^A \rangle \langle \psi_X^B \rangle - \sum_{k_2} D_{k_2}^{BI} \gamma_{X_{k_2}} \langle \psi_W^A \rangle \langle \psi_X^B \rangle \\ & + \sum_{k_3} D_{k_3}^{CI} \gamma_{Y_{k_3}} \langle \psi_Y^C \rangle \langle \psi_Z^D \rangle + \sum_{k_4} D_{k_4}^{DI} \gamma_{Z_{k_4}} \langle \psi_Y^C \rangle \langle \psi_Z^D \rangle \\ & = -v\alpha_0, \end{aligned}$$

where the sums over k_1, k_2, k_3, k_4 are over all nodes in the motifs $\psi_W, \psi_X, \psi_Y, \psi_Z$ respectively and where

$$v = \sum_{k_1} D_{k_1}^{AI} \gamma_{W_{k_1}} + \sum_{k_2} D_{k_2}^{BI} \gamma_{X_{k_2}} = \sum_{k_3} D_{k_3}^{CI} \gamma_{Y_{k_3}} + \sum_{k_4} D_{k_4}^{DI} \gamma_{Z_{k_4}}$$

is easily seen to follow from CP(i) and CP(ii).

The right hand side of (3.9) also contains the following transmission terms with motifs of order R :

$$\begin{aligned} & - \sum_{k_1} D_{k_1}^{AS} \sum_{l_1} T_{W_{k_1} W_{l_1}} D_{l_1}^{AI} \langle \psi_W^A \rangle \langle \psi_X^B \rangle \\ & - \sum_{k_2} D_{k_2}^{BS} \sum_{l_2} T_{X_{k_2} X_{l_2}} D_{l_2}^{BI} \langle \psi_W^A \rangle \langle \psi_X^B \rangle \\ & + \sum_{k_3} D_{k_3}^{CS} \sum_{l_3} T_{Y_{k_3} Y_{l_3}} D_{l_3}^{CI} \langle \psi_Y^C \rangle \langle \psi_Z^D \rangle \\ & + \sum_{k_4} D_{k_4}^{DS} \sum_{l_4} T_{Z_{k_4} Z_{l_4}} D_{l_4}^{DI} \langle \psi_Y^C \rangle \langle \psi_Z^D \rangle \\ & = -w a_0, \end{aligned}$$

where:

$$\begin{aligned} w &= \sum_{k_1} D_{k_1}^{AS} \sum_{l_1} T_{W_{k_1} W_{l_1}} D_{l_1}^{AI} + \sum_{k_2} D_{k_2}^{BS} \sum_{l_2} T_{X_{k_2} X_{l_2}} D_{l_2}^{BI} \\ &= \sum_{k_3} D_{k_3}^{CS} \sum_{l_3} T_{Y_{k_3} Y_{l_3}} D_{l_3}^{CI} + \sum_{k_4} D_{k_4}^{DS} \sum_{l_4} T_{Z_{k_4} Z_{l_4}} D_{l_4}^{DI} \end{aligned}$$

and where the sums over $k_1, k_2, k_3, k_4, l_1, l_2, l_3, l_4$ are over all nodes in each of the relevant motifs. This follows from CP(iii) and CP(iv). Hence the removal terms and transmission terms of order R contribute $c_0 a_0$ to the derivative of a_0 where $c_0 = -v - w$.

For transmission terms with motifs of order $R + 1$, consider the term $\langle \psi_W^A \rangle \langle \psi_X^B \rangle$ in (3.9). This gives rise to the following terms in the derivative of α_0 :

$$\sum_{k_1} (-1)^{D_{k_1}^{AS}} \sum_{n=1, n \notin W}^P T_{W_{k_1} n} \langle g_{W_{k_1}}^n(\psi_W^A) \rangle \langle \psi_X^B \rangle.$$

To prove the lemma, it is sufficient to show that each term in this sum can be paired uniquely with a term in $\langle \psi_Y^C \rangle \langle \psi_Z^D \rangle$ or in $\langle \psi_Y^C \rangle \langle \psi_Z^D \rangle$, such that the difference of these terms forms α_p . By symmetry this is a one-to-one pairing establishing that each term of order $R + 1$ on the right hand side of (3.9) is accounted for exactly once in the sum of α_p .

Let us take an element from the sum by choosing a node W_w , $w \in \{1, 2, \dots, r\}$ and an outside neighbour node $n \in N_{W_w}$. This neighbour can either be in ψ_X or outside.

Case 1: $A_w = S$

Consider first the case where A_w is a susceptible node, resulting in the following term in the sum:

$$-T_{W_w n} \langle g_{W_w}^n(\psi_W^A) \rangle \langle \psi_X^B \rangle,$$

where we can identify $c_p = -T_{W_w n}$.

We have $A_w = S$, $n \in N_{W_w}$ and $n \notin W$. Let us now identify a term in $\langle \psi_Y^C \rangle \langle \psi_Z^D \rangle + \langle \psi_Y^C \rangle \langle \psi_Z^D \rangle$ to form compatible pairs. According to CP(i) and CP(ii) we can assume without loss of generality that $W_w \in Y$, i.e. $\exists y : Y_y = W_w$ and $C_y = S$ (see Figure 6). There are two subcases:

Subcase 1.1: $n \notin Y$

When $n \notin Y$, either $n \in Z$ or $n \notin Z$ and these are shown by solid and dashed lines respectively in Figure 6a. By CP(i), $n \in Z \Leftrightarrow n \in X$ since $n \notin W$ so the solid lines match on the left and right pairs as do the dashed lines. The corresponding term must therefore be $-T_{Y_y n} \langle g_{Y_y}^n(\psi_Y^C) \rangle \langle \psi_Z^D \rangle = c_p \langle g_{Y_y}^n(\psi_Y^C) \rangle \langle \psi_Z^D \rangle$ irrespective of whether $n \in Z$ or not. Hence:

$$\alpha_p = \langle g_{W_w}^n(\psi_W^A) \rangle \langle \psi_X^B \rangle - \langle g_{Y_y}^n(\psi_Y^C) \rangle \langle \psi_Z^D \rangle,$$

where $(g_{W_w}^n(\psi_W^A), \psi_X^B)$ and $(g_{Y_y}^n(\psi_Y^C), \psi_Z^D)$ are easily seen to satisfy the definition of compatible pairs since the extra node is n which is I in both pairs.

Subcase 1.2: $n \in Y$

If $n \in Y$, then the edge $n \rightarrow Y_y$ is an SS or IS edge in C . By CP(iii), CP(iv) and CP(v), it is also the same edge in B because $n \notin W$. Hence $\exists x : X_x = W_w$ and $B_x = S$. By CP(ii), $W_w \in Z$ is also true where $\exists z : Z_z = W_w$ and $D_z = S$. This is illustrated in Figure 6b. We therefore have the corresponding term $-T_{Z_z n} \langle \psi_Y^C \rangle \langle g_{Z_z}^n(\psi_Z^D) \rangle = c_p \langle \psi_Y^C \rangle \langle g_{Z_z}^n(\psi_Z^D) \rangle$ and:

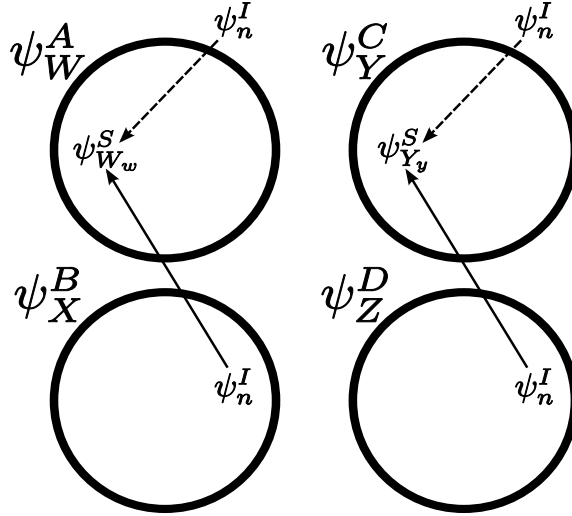
$$\alpha_p = \langle g_{W_w}^n(\psi_W^A) \rangle \langle \psi_X^B \rangle - \langle \psi_Y^C \rangle \langle g_{Z_z}^n(\psi_Z^D) \rangle,$$

where again, the relevant pairs are seen to satisfy compatibility.

Case 2: $A_w = I$

So far we have proved the existence of α_p when $A_w = S$, $n \in N_{W_w}$, $n \notin W$. Now we have to show α_p can be defined when $A_w = I$, $n \in N_{W_w}$, $n \notin W$. In this case, the motif generating rule firstly changes $A_w = I$ to $A_w = S$ and then applies the same generating rule as if $A_w = S$ initially. From

a) Subcase 1.1



b) Subcase 1.2

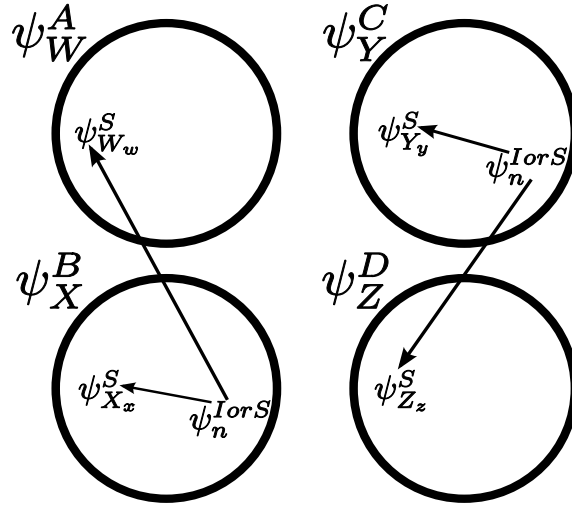


FIG 6. Each circle refers to one of the motif states $\psi_W^A, \psi_X^B, \psi_Y^C, \psi_Z^D$ specified to the top left. The position of the relevant node states with respect to the motif states are then illustrated. a) Subcase 1.1 ($n \notin Y$). b) Subcase 1.2 ($n \in Y$).

Proposition 3.2, applying the transformation to compatible pairs of order R produces compatible pairs of order R in the case of the tree graph. After this transformation, the argument runs identically to case 1. This completes the proof of Lemma 3.1. \square

LEMMA 3.2. *Assume that the initial condition is not mixed, i.e. $\exists A \in \{I, S\}^P$ s.t. $\langle \psi_{1,2,\dots,P}^A \rangle = 1$. If (ψ_W^A, ψ_X^B) and (ψ_Y^C, ψ_Z^D) are compatible pairs, then for any graph, $\langle \psi_W^A \rangle \langle \psi_X^B \rangle - \langle \psi_Y^C \rangle \langle \psi_Z^D \rangle = 0$ at $t = 0$.*

PROOF. Assume that $\langle \psi_W^A \rangle \langle \psi_X^B \rangle = 1$. Then by CP(i) and CP(ii), for all $\psi_i^a \subset \psi_W^A$, we must have $\psi_i^a \subset \psi_Y^C$ and/or $\psi_i^a \subset \psi_Z^D$. This is also true for all $\psi_i^a \subset \psi_X^B$ and, by the symmetry between the compatible pairs, it follows that $\langle \psi_Y^C \rangle \langle \psi_Z^D \rangle = 1$. Similarly, it follows that $\langle \psi_W^A \rangle \langle \psi_X^B \rangle = 0$ implies that $\langle \psi_Y^C \rangle \langle \psi_Z^D \rangle = 0$. \square

THEOREM 3.1. *Let us assume the following:*

- *The graph is a tree (no loops)*
- *The initial condition is not mixed.*
- *(ψ_W^A, ψ_X^B) and (ψ_Y^C, ψ_Z^D) are compatible pairs.*

Then $\langle \psi_W^A \rangle \langle \psi_X^B \rangle - \langle \psi_Y^C \rangle \langle \psi_Z^D \rangle = 0$ for all time $t \geq 0$.

PROOF. We prove the theorem by induction according to the order of the closure. This is analogous to the proof for the star graph in Section 3.3.

Step 1

If the closure is of order $2P$, then it is exact. More precisely, if $\psi_W^A, \psi_X^B, \psi_Y^C$ and ψ_Z^D are P -states, then (3.8) does not contain the summation terms and becomes:

$$\dot{\alpha}_0 = c_0 \alpha_0.$$

Since we start from an initial condition that is not mixed, we have (by Lemma 3.2) $\alpha_0(0) = 0 \Rightarrow \alpha_0(t) = 0 \forall t \geq 0$.

Step 2

Assume that the theorem is proved for compatible pairs of order $R+1$. We prove that it is true for compatible pairs of order R . Applying Lemma 3.1, we have:

$$\dot{\alpha}_0 = \sum_{p=1}^m c_p \alpha_p + c_0 \alpha_0.$$

According to the induction condition, $\alpha_p = 0 \forall p$ because these are compatible pairs of order $R+1$. Therefore $\dot{\alpha}_0 = c_0 \alpha_0$. From Lemma 3.2, $\alpha_0(0) = 0$ so $\alpha_0(t) = 0 \forall t \geq 0$. Since we have proved the result for compatible pairs of order $2P$ then we have completed the proof of the theorem. \square

The lowest order compatible pairs are of order four. The closure relation corresponding to these pairs is formulated in the following important corollary.

COROLLARY 3.1. *Under the assumptions on the graph and the initial conditions in Theorem 3.1, we have the special cases:*

$$\langle \psi_j^S \rangle \langle \psi_{i,j,k}^{SSI} \rangle = \langle \psi_{i,j}^{SS} \rangle \langle \psi_{j,k}^{SI} \rangle$$

for all $i \in \{1, 2, \dots, P\}$ and for all $j \in N_i$, $k \in N_j$, $i \neq k$;

$$\langle \psi_j^S \rangle \langle \psi_{k,i,j}^{ISI} \rangle = \langle \psi_{k,i}^{IS} \rangle \langle \psi_{i,j}^{SI} \rangle$$

for all $i \in \{1, 2, \dots, P\}$ and for all $j, k \in N_i$, $j \neq k$.

This corollary is Theorem 1.1 expressed in a different notation.

4. Application to some graphs which are not tree-like. To complete this work, we make a final observation which shows that the pair-based model can sometimes provide an exact representation of the infectious dynamics of graphs which are not strictly tree-like. We first make two definitions which can be understood with reference to the examples in Figure 7.

DEFINITION 4.1. *A reduced representation is a graph which is constructed from the initial transmission network and the given initial conditions by removing transmission routes which cannot carry infection dynamics.*

DEFINITION 4.2. *An independent segment is a region of a graph that is only connected to other regions via nodes which are initially infectious.*

THEOREM 4.1. *Given SIR dynamics on a transmission network with infection and removal governed by Poisson processes and given an unmixed initial state of the system, if every independent segment of the reduced representation is tree-like, then applying (1.3) to this representation exactly generates the expected infection dynamics on the original transmission network.*

PROOF. By definition, the infection dynamics of the system remain unchanged after the removal of edges which cannot support infection dynamics. Additionally, the infection dynamics of any independent segment are independent of the dynamics on the rest of the graph because there is no process

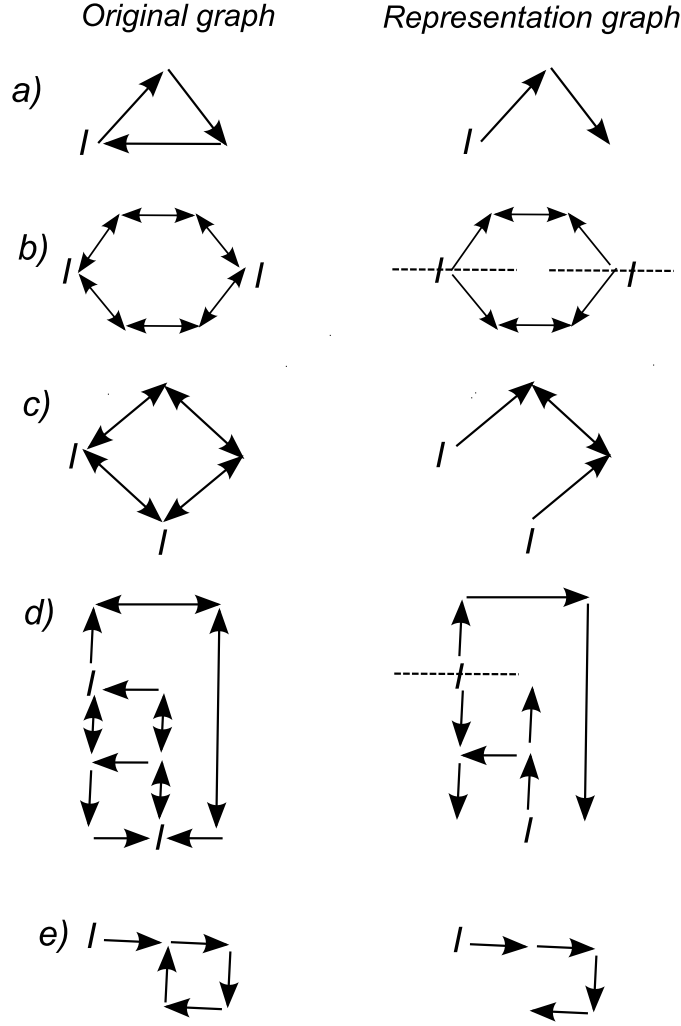


FIG 7. The graphs on the left are the initial transmission networks where the initially infected nodes are indicated by the symbol I . The graphs on the right-hand side are the reduced representation graphs where the cuts for independent segments which occur for cases b and d are indicated with dashed lines. The tree-like structure of the graphs on the right-hand side shows that applying the pair-based model to these graphs generates an exact representation of the infection dynamics on the original system.

that allows influence across the initially infectious nodes. If the resulting representation graph is a set of tree-like segments, then since (1.3) is an exact representation of the dynamics on each independent segment, solving (1.3) on the reduced representation graph is equivalent to the infection dynamics on the original transmission network. \square

Figure 7 shows some graphs and the associated representation graphs where the dashed lines indicate the boundaries that separate independent segments. For each of these examples, the solution of (1.3) on the representation graph exactly reproduces the expected infection dynamics of the original system.

This suggests that the accuracy of the pair-based model could be increased by first generating the representation graph for the particular network and initial conditions prior to numerically solving the pair-based model.

5. Discussion. We considered the pair-based variant of the subsystem approach to constructing epidemic models on networks [17, 18]. We proved that for SIR dynamics on fixed tree-like networks with exponentially distributed transmission and removal processes, the pair-based model provides an exact determination of the infection probability time course for each individual in the network. We also showed that the dynamics of some networks with clustering can also be represented exactly by the pair-based model under specific initial conditions.

This represents the first viable deterministic model of epidemic dynamics on finite heterogeneous systems which exactly matches the underlying stochastic processes. We use the qualifying term “viable” here to exclude models based directly on the master equation because these are too numerically intensive to be practical for systems of reasonable size and complexity. Additionally, “heterogeneous” excludes systems with significant symmetry which may be employed to obtain exact representations in very specialised circumstances [10, 19].

We note that effective degree models can generate very good agreement with stochastic simulation [3, 12] as do the PGF or edge-based compartmental modelling methods [13, 14, 22], although exact correspondence has not been proven. For some idealised networks, including fully connected networks and some configuration networks [22], convergence to the expected value can be shown in the infinite population limit [3, 5]. However, these models have a large measure of homogeneity, and convergence only occurs for infinite populations.

It is intuitively understood that clustering is at the root of problems with models based around closures at the level of pairs [9]. Previous analysis [18]

attributed the failure to anomalous terms which emerge in subsystem equations when differentiating closure approximations based around the statistical independence of individuals. Here, repeating similar analysis for a closure at the order of pairs (1.2) in the context of tree-like graphs, these anomalies do not arise and we are able to prove that the closure is exact via induction.

In principle, models based around subsystems at the order of three nodes or higher could be constructed. The next higher-order model would require obtaining a closure which is able to preserve correlations between triples, and similarly for higher orders. This leads to an interesting theoretical question for future analysis: does the hierarchy of exact order-by-order models suggested by Sharkey in [18] exist, and if so, what form should the closure approximations take at each level? We conjecture that exact closures of a similar nature to those considered here are possible for networks with more structure, given that the order at which the closure is performed is guided by the network structure. For example a network with loops of at most size three, and with no additional structure should be closed so that triples are conserved, or at the levels of quadruples. This seemingly heuristic observation follows from the compatible pair argument presented in this paper. Furthermore, the problems of identifying the smallest motif where compatible pairs can be found is directly related to a graph colouring problem which we will expand upon in future work.

APPENDIX A

The proof of Theorem 2.1 is analogous to the proof of the single and pair equations by Sharkey (2011) in [18]. In what follows, summations over Greek indices α, β are assumed to be over all 3^P possible system states. First we make some definitions.

DEFINITION A.1. *For a system Γ in state α and a single node i of Γ in state a we define:*

$$D_i^{\alpha a} = \begin{cases} 1 & \text{if } \psi_i^a \subset \Gamma^\alpha \\ 0 & \text{otherwise} \end{cases},$$

denoting whether or not the specified single node state matches the system state. Note that this is just Definition 2.5 applied to the full system.

DEFINITION A.2.

$$\zeta_j^{\alpha\beta} = \begin{cases} 1 & \text{if the states of all individuals in } \Gamma \text{ are the same} \\ & \text{for } \Gamma^\alpha \text{ and for } \Gamma^\beta \text{ except for } \psi_j \text{ which may change} \\ 0 & \text{otherwise} \end{cases}$$

PROPOSITION A.1. *For all α, i :*

$$\sum_a D_i^{\alpha a} = 1,$$

where the summation is over all possible states available to node i .

PROOF. Statement that for a given system state Γ^α , or subsystem state ψ_W^A , each node must be in a unique state. \square

PROPOSITION A.2. *For all β, i, a :*

$$\sum_\alpha D_i^{\alpha a} \zeta_i^{\alpha \beta} = 1.$$

PROOF. Statement that there is only one system state which is identical to Γ^β except that node i is in state ψ_i^a . \square

PROPOSITION A.3. *For any subsystem ψ_W^A and $\forall k \in \{1, 2, \dots, r\}$:*

$$D_{W_k}^{\alpha A_k} D_{W_k}^{\alpha a} = D_k^{Aa} D_{W_k}^{\alpha a}$$

for all α, a .

PROOF. Proposition is true when $D_{W_k}^{\alpha a} = 0$. When $D_{W_k}^{\alpha a} = 1$ we have:

$$D_{W_k}^{\alpha A_k} = 1 \Leftrightarrow a = A_k \Leftrightarrow D_k^{Aa} = 1,$$

$$D_{W_k}^{\alpha A_k} = 0 \Leftrightarrow a \neq A_k \Leftrightarrow D_k^{Aa} = 0.$$

\square

PROPOSITION A.4. *For any subsystem ψ_W^A and $\forall k \in \{1, 2, \dots, r\}$:*

$$\sum_\alpha D_{W_k}^{\alpha a} \zeta_{W_k}^{\alpha a} \prod_{j=1, j \neq k}^r D_{W_j}^{\alpha A_j} D_{W_j}^{\beta A_j} = \prod_{j=1, j \neq k}^r D_{W_j}^{\beta A_j}$$

for all β, a .

PROOF. Proposition is true when:

$$\prod_{j=1, j \neq k}^r D_{W_j}^{\beta A_j} = 0.$$

From Proposition A.2 there must be a single state Γ^α for which $D_{W_k}^{\alpha a} \zeta_{W_k}^{\alpha a} = 1$, otherwise it is zero. When:

$$\prod_{j=1, j \neq k}^r D_{W_j}^{\beta A_j} = 1,$$

we must also have (for the state when $D_{W_k}^{\alpha a} \zeta_{W_k}^{\alpha a} = 1$):

$$\prod_{j=1, j \neq k}^r D_{W_j}^{\alpha A_j} = 1$$

because only site ψ_{W_k} can change state during this transition, establishing the proposition. \square

We can now use these propositions to prove Theorem 2.1:

PROOF. We have that:

$$\langle \psi_W^A \rangle = \sum_{\alpha} \langle \Gamma^\alpha \rangle \prod_{i=1}^r D_{W_i}^{\alpha A_i}.$$

Taking the derivative of this with respect to time and substituting in the system master equation (2.5) gives:

$$\begin{aligned} \langle \dot{\psi}_W^A \rangle &= \sum_{\alpha} \langle \dot{\Gamma}^\alpha \rangle \prod_{i=1}^r D_{W_i}^{\alpha A_i} \\ (A.1) \quad &= \sum_{\alpha\beta} \sigma^{\alpha\beta} \langle \Gamma^\beta \rangle \prod_{i=1}^r D_{W_i}^{\alpha A_i} - \sum_{\alpha\beta} \sigma^{\beta\alpha} \langle \Gamma^\alpha \rangle \prod_{i=1}^r D_{W_i}^{\alpha A_i}. \end{aligned}$$

From Proposition A.1:

$$\begin{aligned} 1 &= \left[\sum_{a_1} D_{W_1}^{\alpha a_1} \right] \dots \left[\sum_{a_r} D_{W_r}^{\alpha a_r} \right] \left[\sum_{b_1} D_{W_1}^{\beta b_1} \right] \dots \left[\sum_{b_r} D_{W_r}^{\beta b_r} \right] \\ &= \sum_{k=1}^r \sum_{a_k b_k} \prod_{j=1}^r D_{W_j}^{\alpha a_j} D_{W_j}^{\beta b_j}. \end{aligned}$$

Multiplying the right of (A.1) by this gives:

$$\begin{aligned} \langle \dot{\psi}_W^A \rangle &= \sum_{\alpha\beta} \sigma^{\alpha\beta} \langle \Gamma^\beta \rangle \prod_{i=1}^r D_{W_i}^{\alpha A_i} \sum_{k=1}^r \sum_{a_k b_k} \prod_{j=1}^r D_{W_j}^{\alpha a_j} D_{W_j}^{\beta b_j} \\ &\quad - \sum_{\alpha\beta} \sigma^{\beta\alpha} \langle \Gamma^\alpha \rangle \prod_{i=1}^r D_{W_i}^{\alpha A_i} \sum_{k=1}^r \sum_{a_k b_k} \prod_{j=1}^r D_{W_j}^{\alpha a_j} D_{W_j}^{\beta b_j}. \end{aligned}$$

This can be simplified using the fact that $\sigma^{\alpha\beta} = 0$ whenever the state of the subsystem ψ_W differs by more than a single individual ψ_{W_k} , $k \in \{1 \dots r\}$ between states Γ^α and Γ^β which means that $a_j = b_j = A_j$ for $j \neq k$:

$$\begin{aligned}
\langle \dot{\psi}_W^A \rangle &= \sum_{\alpha\beta} \sigma^{\alpha\beta} \langle \Gamma^\beta \rangle \prod_{i=1}^r D_{W_i}^{\alpha A_i} \sum_{k=1}^r \prod_{j, j \neq k}^r D_{W_j}^{\alpha A_j} D_{W_j}^{\beta A_j} \sum_{a_k b_k} D_{W_k}^{\alpha a_k} D_{W_k}^{\beta b_k} \\
&\quad - \sum_{\alpha\beta} \sigma^{\beta\alpha} \langle \Gamma^\alpha \rangle \prod_{i=1}^r D_{W_i}^{\alpha A_i} \sum_{k=1}^r \prod_{j, j \neq k}^r D_{W_j}^{\alpha A_j} D_{W_j}^{\beta A_j} \sum_{a_k b_k} D_{W_k}^{\alpha a_k} D_{W_k}^{\beta b_k} \\
&= \sum_{\alpha\beta} \sigma^{\alpha\beta} \langle \Gamma^\beta \rangle \sum_{k=1}^r D_{W_k}^{\alpha A_k} \prod_{j, j \neq k}^r D_{W_j}^{\alpha A_j} D_{W_j}^{\beta A_j} \sum_{a_k b_k} D_{W_k}^{\alpha a_k} D_{W_k}^{\beta b_k} \\
&\quad - \sum_{\alpha\beta} \sigma^{\beta\alpha} \langle \Gamma^\alpha \rangle \sum_{k=1}^r D_{W_k}^{\alpha A_k} \prod_{j, j \neq k}^r D_{W_j}^{\alpha A_j} D_{W_j}^{\beta A_j} \sum_{a_k b_k} D_{W_k}^{\alpha a_k} D_{W_k}^{\beta b_k},
\end{aligned}$$

where the last equality follows from $D_{W_j}^{\alpha A_j} D_{W_j}^{\alpha A_j} = D_{W_j}^{\alpha A_j}$.

For SIR dynamics, we can do the summations over a_k and b_k :

$$\begin{aligned}
\langle \dot{\psi}_W^A \rangle &= \sum_{\alpha\beta} \sigma^{\alpha\beta} \langle \Gamma^\beta \rangle \sum_{k=1}^r D_{W_k}^{\alpha A_k} \prod_{j=1, j \neq k}^r D_{W_j}^{\alpha A_j} D_{W_j}^{\beta A_j} D_{W_k}^{\alpha I} D_{W_k}^{\beta S} \\
&\quad - \sum_{\alpha\beta} \sigma^{\beta\alpha} \langle \Gamma^\alpha \rangle \sum_{k=1}^r D_{W_k}^{\alpha A_k} \prod_{j=1, j \neq k}^r D_{W_j}^{\alpha A_j} D_{W_j}^{\beta A_j} D_{W_k}^{\alpha S} D_{W_k}^{\beta I} \\
(A.2) \quad &\quad - \sum_{\alpha\beta} \sigma^{\beta\alpha} \langle \Gamma^\alpha \rangle \sum_{k=1}^r D_{W_k}^{\alpha A_k} \prod_{j=1, j \neq k}^r D_{W_j}^{\alpha A_j} D_{W_j}^{\beta A_j} D_{W_k}^{\alpha I} D_{W_k}^{\beta R}.
\end{aligned}$$

Now we introduce the relevant terms in the transition matrix at the level of the system:

$$\begin{aligned}
\sigma^{\alpha\beta} D_{W_k}^{\alpha I} D_{W_k}^{\beta S} \prod_{j=1, j \neq k}^r D_{W_j}^{\alpha A_j} D_{W_j}^{\beta A_j} &= \sum_{n=1}^P T_{W_k n} D_{W_k}^{\alpha I} D_{W_k}^{\beta S} D_n^{\beta I} \zeta_{W_k}^{\alpha\beta} \prod_{j=1, j \neq k}^r D_{W_j}^{\alpha A_j} D_{W_j}^{\beta A_j}, \\
\sigma^{\beta\alpha} D_{W_k}^{\alpha S} D_{W_k}^{\beta I} \prod_{j=1, j \neq k}^r D_{W_j}^{\alpha A_j} D_{W_j}^{\beta A_j} &= \sum_{n=1}^P T_{W_k n} D_{W_k}^{\alpha S} D_{W_k}^{\beta I} D_n^{\alpha I} \zeta_{W_k}^{\beta\alpha} \prod_{j=1, j \neq k}^r D_{W_j}^{\alpha A_j} D_{W_j}^{\beta A_j}, \\
\sigma^{\beta\alpha} D_{W_k}^{\alpha I} D_{W_k}^{\beta R} \prod_{j=1, j \neq k}^r D_{W_j}^{\alpha A_j} D_{W_j}^{\beta A_j} &= \gamma_{W_k} D_{W_k}^{\alpha I} D_{W_k}^{\beta R} \zeta_{W_k}^{\beta\alpha} \prod_{j=1, j \neq k}^r D_{W_j}^{\alpha A_j} D_{W_j}^{\beta A_j},
\end{aligned}$$

where these equations are designed so that they are satisfied for any combi-

nation of α, β, k . Substituting these into (A.2) gives:

$$\begin{aligned} \langle \dot{\psi}_W^A \rangle &= \sum_{\alpha\beta} \langle \Gamma^\beta \rangle \sum_{k=1}^r D_{W_k}^{\alpha A_k} \prod_{j=1, j \neq k}^r \sum_{n=1}^P T_{W_k n} D_{W_k}^{\alpha I} D_{W_k}^{\beta S} D_n^{\beta I} \zeta_{W_k}^{\alpha\beta} \prod_{j=1, j \neq k}^r D_{W_j}^{\alpha A_j} D_{W_j}^{\beta A_j} \\ &\quad - \sum_{\alpha\beta} \langle \Gamma^\alpha \rangle \sum_{k=1}^r D_{W_k}^{\alpha A_k} \prod_{i=1, i \neq k}^r \sum_{n=1}^P T_{W_k n} D_{W_k}^{\alpha S} D_{W_k}^{\beta I} D_n^{\alpha I} \zeta_{W_k}^{\beta\alpha} \prod_{j=1, j \neq k}^r D_{W_j}^{\alpha A_j} D_{W_j}^{\beta A_j} \\ &\quad - \sum_{\alpha\beta} \langle \Gamma^\alpha \rangle \sum_{k=1}^r D_{W_k}^{\alpha A_k} \prod_{i=1, i \neq k}^r \gamma_{W_k} D_{W_k}^{\alpha I} D_{W_k}^{\beta R} \zeta_{W_k}^{\beta\alpha} \prod_{j=1, j \neq k}^r D_{W_j}^{\alpha A_j} D_{W_j}^{\beta A_j}. \end{aligned}$$

We can rearrange the summation order:

$$\begin{aligned} \langle \dot{\psi}_W^A \rangle &= \sum_{k=1}^r \sum_{n=1}^P T_{W_k n} \sum_{\beta} \langle \Gamma^\beta \rangle D_{W_k}^{\beta S} D_n^{\beta I} \sum_{\alpha} D_{W_k}^{\alpha A_k} D_{W_k}^{\alpha I} \zeta_{W_k}^{\alpha\beta} \prod_{j=1, j \neq k}^r D_{W_j}^{\alpha A_j} D_{W_j}^{\beta A_j} \\ &\quad - \sum_{k=1}^r \sum_{n=1}^P T_{W_k n} \sum_{\alpha} \langle \Gamma^\alpha \rangle D_{W_k}^{\alpha A_k} D_{W_k}^{\alpha S} D_n^{\alpha I} \sum_{\beta} D_{W_k}^{\beta I} \zeta_{W_k}^{\beta\alpha} \prod_{j=1, j \neq k}^r D_{W_j}^{\alpha A_j} D_{W_j}^{\beta A_j} \\ &\quad - \sum_{k=1}^r \gamma_{W_k} \sum_{\alpha} \langle \Gamma^\alpha \rangle D_{W_k}^{\alpha A_k} D_{W_k}^{\alpha I} \sum_{\beta} D_{W_k}^{\beta R} \zeta_{W_k}^{\beta\alpha} \prod_{j=1, j \neq k}^r D_{W_j}^{\alpha A_j} D_{W_j}^{\beta A_j}, \end{aligned}$$

and apply Proposition A.3:

$$\begin{aligned} \langle \dot{\psi}_W^A \rangle &= \sum_{k=1}^r D_k^{AI} \sum_{n=1}^P T_{W_k n} \sum_{\beta} \langle \Gamma^\beta \rangle D_{W_k}^{\beta S} D_n^{\beta I} \sum_{\alpha} D_{W_k}^{\alpha I} \zeta_{W_k}^{\alpha\beta} \prod_{j=1, j \neq k}^r D_{W_j}^{\alpha A_j} D_{W_j}^{\beta A_j} \\ &\quad - \sum_{k=1}^r D_k^{AS} \sum_{n=1}^P T_{W_k n} \sum_{\alpha} \langle \Gamma^\alpha \rangle D_{W_k}^{\alpha S} D_n^{\alpha I} \sum_{\beta} D_{W_k}^{\beta I} \zeta_{W_k}^{\beta\alpha} \prod_{j=1, j \neq k}^r D_{W_j}^{\alpha A_j} D_{W_j}^{\beta A_j} \\ &\quad - \sum_{k=1}^r D_k^{AI} \gamma_{W_k} \sum_{\alpha} \langle \Gamma^\alpha \rangle D_{W_k}^{\alpha I} \sum_{\beta} D_{W_k}^{\beta R} \zeta_{W_k}^{\beta\alpha} \prod_{j=1, j \neq k}^r D_{W_j}^{\alpha A_j} D_{W_j}^{\beta A_j}. \end{aligned}$$

Applying Proposition A.4 gives:

$$\begin{aligned} \langle \dot{\psi}_W^A \rangle &= \sum_{k=1}^r D_k^{AI} \sum_{n=1}^P T_{W_k n} \sum_{\beta} \langle \Gamma^\beta \rangle D_{W_k}^{\beta S} D_n^{\beta I} \prod_{j=1, j \neq k}^r D_{W_j}^{\beta A_j} \\ &\quad - \sum_{k=1}^r D_k^{AS} \sum_{n=1}^P T_{W_k n} \sum_{\alpha} \langle \Gamma^\alpha \rangle D_{W_k}^{\alpha S} D_n^{\alpha I} \prod_{j=1, j \neq k}^r D_{W_j}^{\alpha A_j} \\ &\quad - \sum_{k=1}^r D_k^{AI} \gamma_{W_k} \sum_{\alpha} \langle \Gamma^\alpha \rangle D_{W_k}^{\alpha I} \prod_{j=1, j \neq k}^r D_{W_j}^{\alpha A_j}. \end{aligned}$$

Breaking up the sums over n in the first two lines depending on whether the node n is internal or external to the motif ψ_W gives:

$$\begin{aligned}
\langle \psi_W^A \rangle &= \sum_{k=1}^r D_k^{AI} \sum_{n \notin W} T_{W_k n} \sum_{\beta} \langle \Gamma^\beta \rangle D_{W_k}^{\beta S} D_n^{\beta I} \prod_{j=1, j \neq k}^r D_{W_j}^{\beta A_j} \\
&\quad + \sum_{k=1}^r D_k^{AI} \sum_{n \in W} T_{W_k n} \sum_{\beta} \langle \Gamma^\beta \rangle D_{W_k}^{\beta S} D_n^{\beta I} \prod_{j=1, j \neq k}^r D_{W_j}^{\beta A_j} \\
&\quad - \sum_{k=1}^r D_k^{AS} \sum_{n \notin W} T_{W_k n} \sum_{\alpha} \langle \Gamma^\alpha \rangle D_{W_k}^{\alpha S} D_n^{\alpha I} \prod_{j=1, j \neq k}^r D_{W_j}^{\alpha A_j} \\
&\quad - \sum_{k=1}^r D_k^{AS} \sum_{n \in W} T_{W_k n} \sum_{\alpha} \langle \Gamma^\alpha \rangle D_{W_k}^{\alpha S} D_n^{\alpha I} \prod_{j=1, j \neq k}^r D_{W_j}^{\alpha A_j} \\
&\quad - \sum_{k=1}^r D_k^{AI} \gamma_{W_k} \sum_{\alpha} \langle \Gamma^\alpha \rangle D_{W_k}^{\alpha I} \prod_{j=1, j \neq k}^r D_{W_j}^{\alpha A_j}.
\end{aligned}$$

Lines one and three can be immediately recognised as the generating rule (Definition 2.4). For $n \notin W$ and $n \in N_{W_k}$:

$$\begin{aligned}
D_k^{AI} \sum_{\beta} \langle \Gamma^\beta \rangle D_{W_k}^{\beta S} D_n^{\beta I} \prod_{j=1, j \neq k}^r D_{W_j}^{\beta A_j} &= D_k^{AI} \langle g_{W_k}^n(\psi_W^A) \rangle, \\
D_k^{AS} \sum_{\alpha} \langle \Gamma^\alpha \rangle D_{W_k}^{\alpha S} D_n^{\alpha I} \prod_{j=1, j \neq k}^r D_{W_j}^{\alpha A_j} &= D_k^{AS} \langle g_{W_k}^n(\psi_W^A) \rangle,
\end{aligned}$$

and if $n \notin N_{W_k}$ then $T_{W_k n} = 0$.

Line two requires that $n \in W$. Let $l \in \{1, 2, \dots, r\}$ and $W_l = n$. Then:

$$\begin{aligned}
&\sum_{l=1}^r T_{W_k W_l} \sum_{\beta} \langle \Gamma^\beta \rangle D_{W_k}^{\beta S} D_n^{\beta I} \prod_{j=1, j \neq k}^r D_{W_j}^{\beta A_j} \\
&= \sum_{l=1}^r T_{W_k W_l} \sum_{\beta} \langle \Gamma^\beta \rangle D_{W_k}^{\beta S} D_{W_l}^{\beta I} D_{W_l}^{\beta A_l} \prod_{j=1, j \neq k, j \neq l}^r D_{W_j}^{\beta A_j} \\
&= \sum_{l=1}^r T_{W_k W_l} D_l^{AI} \sum_{\beta} \langle \Gamma^\beta \rangle D_{W_k}^{\beta S} D_{W_l}^{\beta I} \prod_{j=1, j \neq k, j \neq l}^r D_{W_j}^{\beta A_j},
\end{aligned}$$

where the last equality follows from Proposition A.3. Using the definition of $h_{W_k}(\psi_W^A)$, this becomes:

$$\sum_{l=1}^r T_{W_k W_l} D_l^{AI} \langle h_{W_k}(\psi_W^A) \rangle,$$

and similarly for line four.

We obtain:

$$\begin{aligned}
\langle \dot{\psi}_W^A \rangle &= \sum_{k=1}^r D_k^{AI} \sum_{n \notin W} T_{W_k n} \langle g_{W_k}^n(\psi_W^A) \rangle \\
&+ \sum_{k=1}^r D_k^{AI} \sum_{l=1}^r D_l^{AI} T_{W_k W_l} \langle h_{W_k}(\psi_W^A) \rangle \\
&- \sum_{k=1}^r D_k^{AS} \sum_{n \notin W} T_{W_k n} \langle g_{W_k}^n(\psi_W^A) \rangle \\
&- \sum_{k=1}^r D_k^{AS} \sum_{l=1}^r D_l^{AI} T_{W_k W_l} \langle h_{W_k}(\psi_W^A) \rangle \\
&- \sum_{k=1}^r D_k^{AI} \gamma_{W_k} \langle \psi_W^A \rangle,
\end{aligned}$$

where the h_{W_k} operator on the fourth line is superfluous but allows us to write the equation in the form of (2.6). \square

REFERENCES

- [1] ANDERSON, R.M. and MAY, R.M. (1991). *Infectious diseases of humans*. Oxford University Press.
- [2] BAILEY, N.T.J. (1975). *The mathematical theory of infectious diseases*. Griffin, London.
- [3] BALL, F. and NEAL, P. (2008). Network epidemic models with two levels of mixing. *Math. Biosci.* **212** 69-87.
- [4] BARTLETT, M.S. (1956). Deterministic and stochastic models for recurrent epidemics. *Proc. Third Berkley Symp. Math. Statist. Prob.* **4** 81-108.
- [5] DECREUSEFOND, L., DHERSIN, J., MOYAL, P. and TRAN, V.C. (2012). Large graph limit for an SIR process in random network with heterogeneous connectivity. *Ann. Appl. Probab.* **22** 541-575.
- [6] HEATHCOTE, H.W. (2000). The Mathematics of Infectious Diseases. *SIAM Rev.* **42** 599-653.
- [7] HOUSE, T. and KEELING, M.J. (2011). Insights from unifying modern approximations to infections on networks. *J. R. Soc. Interface* **8** 67-73.
- [8] KEELING, M.J. (1999). The effects of local spatial structure on epidemiological invasions. *Proc. Biol. Sci.* **266** 859-67.
- [9] KEELING, M.J. and EAMES, K.T.D. (2005). Networks and epidemic models. *J. R. Soc. Interface* **2** 295-307.
- [10] KEELING, M.J. and ROSS, J. (2008). On methods for studying stochastic disease dynamics. *J. R. Soc. Interface* **5** 171-181.
- [11] KERMACK, W.O. and MCKENDRICK, A.G. (1927). Contributions to the mathematical theory of epidemics. *Proc. R. Soc. Edinb.* **A115** 700-721.
- [12] LINDQUIST, J., MA, J., VAN DEN DRIESCHE, P. and WILLEBOORDSE, F.H. (2011). Effective degree network disease models. *J. Math. Biol.* **62** 143-164.

- [13] MILLER, J.C., SLIM, A.C. and VOLZ, E.M. (2012). Edge-based compartmental modelling for infectious disease spread. *J. R. Soc. Interface* **9** 890-906.
- [14] MILLER, J.C. and VOLZ, E.M. (2012). Model hierarchies in edge-based compartmental modeling for infectious disease spread. *J. Math. Biol.* doi:10.1007/s00285-012-0572-3.
- [15] PASTOR-SATORRAS, R. and VESPIGNANI, A. (2001). Epidemic spreading in scale-free networks. *Phys. Rev. Lett.* **86** 3200-3203.
- [16] RAND, D.A. (1999). Correlation equations and pair approximations for spatial ecologies. In: McGlade, J. (Ed), *Advanced Ecological Theory: Principles and applications*. Blackwell, Oxford. 100-142.
- [17] SHARKEY, K.J. (2008). Deterministic epidemiological models at the individual level. *J. Math. Biol.* **57** 311-331.
- [18] SHARKEY, K.J. (2011). Deterministic epidemic models on contact networks: Correlations and unbiological terms. *Theor. Popul. Biol.* **79** 115-129.
- [19] SIMON, P.L., TAYLOR, M. and KISS, I.Z. (2011). Exact epidemic models on graphs using graph-automorphism driven lumping. *J. Math. Biol.* **62** 479-508.
- [20] SIMON, P.L. and KISS, I.Z. (2011). From exact stochastic to mean-field ODE models: a new approach to prove convergence results. *IMA J. Appl. Math.* doi:10.1093/imamat/HXS001.
- [21] TAYLOR, M., SIMON, P.L., GREEN, D.M., HOUSE, T. and KISS, I.Z. (2012). From Markovian to pairwise epidemic models and the performance of moment closure approximations. *J. Math. Biol.* **64** 1021-42.
- [22] VOLZ, E. (2008). SIR dynamics in random networks with heterogeneous connectivity. *J. Math. Biol.* **56** 293-310.

K. J. SHARKEY
 R. R. WILKINSON
 DEPARTMENT OF MATHEMATICAL SCIENCES
 UNIVERSITY OF LIVERPOOL
 PEACH STREET
 LIVERPOOL L69 7ZL
 UK
 E-MAIL: kjs@liv.ac.uk
 E-MAIL: robertwi@liv.ac.uk

I. Z. KISS
 SCHOOL OF MATHEMATICAL AND PHYSICAL SCIENCES
 DEPARTMENT OF MATHEMATICS
 UNIVERSITY OF SUSSEX
 FALMER
 BRIGHTON BN1 9QH
 UK
 E-MAIL: I.Z.Kiss@sussex.ac.uk

P. L. SIMON
 INSTITUTE OF MATHEMATICS
 EÖTVÖS LORÁND UNIVERSITY BUDAPEST
 BUDAPEST
 HUNGARY
 E-MAIL: simonp@cs.elte.hu