

Using external sources of bilingual information for on-the-fly word alignment

Miquel Esplà-Gomis, Felipe Sánchez-Martínez and Mikel L. Forcada
Departament de Llenguatges i Sistemes Informàtics
Universitat d'Alacant, E-03071 Alacant, Spain
mespla@dlsi.ua.es, fsanchez@dlsi.ua.es, mlf@dlsi.ua.es

Technical report, December 7, 2012

Abstract

In this paper we present a new and simple language-independent method for word-alignment based on the use of external sources of bilingual information such as machine translation systems. We show that the few parameters of the aligner can be trained on a very small corpus, which leads to results comparable to those obtained by the state-of-the-art tool GIZA++ in terms of precision. Regarding other metrics, such as alignment error rate or F -measure, the parametric aligner, when trained on a very small gold-standard (450 pairs of sentences), provides results comparable to those produced by GIZA++ when trained on an in-domain corpus of around 10,000 pairs of sentences. Furthermore, the results obtained indicate that the training is domain-independent, which enables the use of the trained aligner *on the fly* on any new pair of sentences.

1 Introduction

1.1 The need for word [position] alignment

Corpus-based translation technologies use information obtained from existing *segment pairs*, that is, pairs of text segments which are a translation of each other —such as (*Give the book to me, Donne-moi le livre*)—, to perform a translation task. These pairs of segments are usually, but not always, *sentence* pairs, and to be able to translate new, unseen text segments, the information in them is usually generalized after performing *word alignment*. The task of word alignment consists in determining the correspondence between the words (actually word positions) in one segment and those in the other segment. After word alignment, smaller sub-segment *translation units*, such as (*le livre, the book*), can be extracted. These translation units have a prominent role in state-of-the-art statistical machine translation (SMT,

(Koehn, 2010)), and are usually referred to as *phrase pairs* in the SMT literature.

The most widely used alignment method is based on the so-called IBM models by Brown et al. (1993) and the HMM-based alignment model by Vogel et al. (1996), both implemented in the free/open-source GIZA++ tool (Och and Ney, 2003).¹ Roughly, these methods, which were devised for building word-based SMT systems, establish correspondences between the word positions in one segment and the word positions in the other segment of the pair by using iterative expectation-maximization (EM) training on large sets of segment pairs called *parallel corpora* (also *translation memories* in computer-aided translation, CAT).

The two key components of the EM approach to word alignment are: (a) the building of probabilistic dictionaries that model the correspondence between the words (not word positions) in one language and those in the other language, independently of the actual segment pairs in which they were found; and (b) the building of rather sophisticated statistical *alignment models* which explicitly model *fertility* (the maximum number of words with which a word can be aligned) and *reorderings*, and that use the probabilistic dictionaries to describe the alignment in each segment pair. EM iterations improve these two probabilistic models alternatively by approximately assigning an increasing likelihood to the training corpus in each iteration; the quality of the estimation and the training time both increase with the size of the parallel corpus (roughly linearly, (Toral et al., 2012)). The resulting probability models are then used to extract the best word-position alignment, usually called just *word alignment*, in each sentence pair.

1.2 The need for *on-the-fly* word [position] alignment

While the state-of-the-art approach to word alignment is appropriate as a first step when building an SMT system, it may happen to be unfeasible because the parallel corpus available is not large enough to get accurate word alignments, or because it is too costly in terms of time. This is actually the case when one needs to *word-align* a few new segment pairs *on the fly*, that is, instantaneously, for instance, when performing CAT using translation memories, as in the case of the works by Kranias and Samiotou (2004) and Esplà-Gomis et al. (2011).² There is, of course, the possibility of using a probabilistic alignment model previously trained on another, ideally related, parallel corpus to align the word positions in the new segment pairs; however, these pre-trained alignment models may not be generally available for every possible domain or task.

We describe alternative ways to perform *word-position* alignment on a

¹<http://code.google.com/p/giza-pp/>[last visit: 30th August 2012]

²For the use of word-position alignment information in CAT, see Esplà-Gomis et al. (2011) and Kuhn et al. (2011).

segment pair, on the fly and on demand, by using readily available sources of translation units, which we will refer to as *sources of bilingual information* (SBI); for instance, existing (on-line) machine translation systems. Information from the SBI is initially used to discover correspondences between variable-length sub-segments in the pair of segments to align, and then processed to obtain word-position alignments. The word-position alignments are obtained by applying a probabilistic word-position model whose parameters have to be trained on a parallel corpus; no assumptions are made about the pair of languages involved. The corpus, as it will be shown, need not be related to the new segment pairs being word aligned; parameters are therefore transferable across text domains. In addition, there is a particular choice of parameters that completely avoids the need for training and has an intuitive “physical” interpretation, yielding reasonably good results.

1.3 Related work

In addition to the IBM models and the HMM alignment model previously mentioned, one can find in the literature different approaches to the problem of word-position alignment. In this section we focus on those approaches that make use of SBI in some way; for a complete review of the state of the art in word alignment the reader is referred to Tiedemann (2011).

Fung and Mckeown (1997) introduces the use of a bilingual dictionary as a SBI to obtain an initial alignment between *seed words* in a parallel corpus. These seed words are chosen so that they cannot have multiple translations (in both languages) and are frequent enough to become useful references in both texts of the parallel corpus. These initial alignments are then used to align the other words appearing around them in the parallel texts using an heuristic method similar to the one introduced by Rapp (1999).

Liu et al. (2005) propose the use of a *log-linear* (maximum-entropy style) model (Berger et al., 1996) to combine the IBM model 3 alignment model with information coming from part-of-speech taggers and bilingual dictionaries; the work was later extended to include new features and a new training procedure (Liu et al., 2010). The main differences between their work and the one presented here are: (i) we do not rely on any previously computed alignment model; (ii) we use any possible SBI which may relate multi-word segments, and (iii) they model the word-position alignment task as a *structured prediction problem* (Tiedemann, 2011, p. 82) that generates the whole alignment structure, whereas we model each association of positions independently. We will further discuss this last difference in the next section.

2 The alignment model

The method we present here uses the available sources of bilingual information (SBI) to detect parallel sub-segments in a given pair of parallel text segments

S and T written in different languages. Once sub-segment alignments have been identified, the word-position alignments are obtained after computing the probability $p(j, k)$ of every pair of word positions (j, k) being aligned. For the computation on these probabilities a set of feature functions are used which are based on the sub-segment alignments observed.

We define the probability $p(j, k)$ as follows:

$$p(j, k) = \exp \left(\sum_{p=1}^{n_F} \lambda_p f_p(j, k) \right) \left(\sum_{k'} \sum_{j'} \exp \left(\sum_{p=1}^{n_F} \lambda_p f_p(j', k') \right) \right)^{-1} \quad (1)$$

where (a) the source-side position indexes j (also j') can take values from 1 to $|S|$, but also be NULL, and target-side position indexes k (also k') can take values from 1 to $|T|$, and also be NULL, but never simultaneously to a source-side index (alignments from NULL to NULL are not possible); and (b) $f_p(j, k)$ is the p -th feature (see below) relating the j -th word of the source sentence S and the k -th word of the target sentence T . This is a maximum-entropy-style function that is always in $[0, 1]$ and that has the property that

$$\sum_k \sum_j p(j, k) = 1$$

when summing for all valid index pairs. The probabilities $p(j, k)$ may be interpreted as the probability that someone who does not know the languages involved links position j in S and k in T after looking at the set of translation pairs provided by the SBI which happen to match sub-segments in S and T .

This model is similar to the one proposed by Liu et al. (2005) and later by Liu et al. (2010) as discussed in the previous section. One important difference between both models is that these authors formulate the alignment as a *structured prediction problem* in which the probability for a pair of segments is computed for the whole set of word-position alignments $a = \{(j, k)\}$; that is, the probability of a word-position alignment (j, k) gets influenced by the rest of word-positions alignments for that pair of segments. In contrast, we model each word-position alignment independently. This may be less expressive but has interesting advantages from the computational point of view when searching for the best set of word-position alignments for a pair of segments.

Sub-segment alignment. To obtain the sub-segment alignments, both segments S and T are segmented in all possible ways to obtain sub-segments of length $l \in [1, L]$, where L is a given maximum sub-segment length measured in words. Let σ be a sub-segment from S and τ a sub-segment from T . We consider that σ and τ are aligned if any of the available SBI confirm that σ is a translation of τ , or vice versa.

Suppose the pair of parallel segments $S=Costar\grave{a} temps solucionar el problema$, in Catalan, and $T=It will take time to solve the problem$, in English.

We first obtain all the possible sub-segments σ in S and τ in T and then use machine translation as a SBI by translating the sub-segments in both translation directions. We obtain the following set of sub-segment alignments:

<i>temps</i>	\leftrightarrow	<i>time</i>
<i>problema</i>	\leftrightarrow	<i>problem</i>
<i>solucionar el</i>	\rightarrow	<i>solve the</i>
<i>solucionar el</i>	\leftarrow	<i>to solve the</i>
<i>el problema</i>	\leftrightarrow	<i>the problem</i>

It is worth noting that multiple alignments for a sub-segment are possible, as in the case of the sub-segment *solucionar el* which is both aligned with *solve the* and *to solve the*. In those cases, all the sub-segment alignments available are used. Figure 1 shows a graphical representation of these alignments.

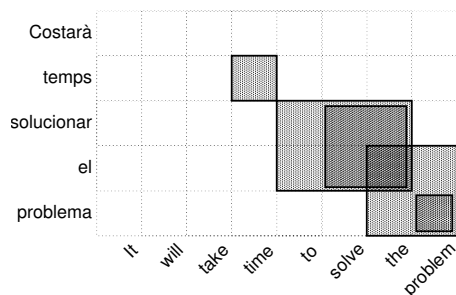


Figure 1: Sub-segment alignments.

Features. The information provided by the sub-segment alignments is used to build the features that are combined to compute the probabilities $p(j, k)$ through eq. (1). This feature functions are based on the function $\text{cover}(j, k, \sigma, \tau)$, which equals 1 if sub-segment σ covers the j -th word in S and τ covers the k -th word in T , and 0 otherwise. In particular, by considering sub-segments σ and τ of lengths m and n varying from 1 to the maximum sub-segment length L we define the following set of L^2 features, one feature for each possible combination of lengths $(m, n) \in [1, L] \times [1, L]$:

$$f_{(m-1)L+n} = \sum_{(\sigma, \tau) \in M(S, T), |\sigma|=m, |\tau|=n} \text{cover}(j, k, \sigma, \tau),$$

where $|x|$ stands for the length of sub-segment x measured in words.³

Alignment computation. To get the word-position alignments of a pair of segments S and T we follow a greedy method that makes two simplifying assumptions:

³One may also split this feature set to treat each different SBI separately or even lift the restriction on the source and target lengths m and n , and build new features depending only on n and m , respectively.

- each word position j in S is aligned to either a single word position k in T or to NULL (source-to-target alignment);
- then, independently, each word position k in T is aligned to either a single word position j in S or to NULL (target-to-source alignment).

Therefore all possible alignments of sentences S and T have exactly $|S| + |T|$ alignments. The total probability of each such alignment a is

$$p(a) = \prod_{(j,k) \in a} p(j, k) = \prod_{j=1}^{|S|} p(j, k^*(j)) \times \prod_{k=1}^{|T|} p(j^*(k), k), \quad (2)$$

where each position j in $[1, |S|]$ aligns to a single position $k^*(j)$ in $[1, |T|] \cup \{\text{NULL}\}$, and each position k in $[1, |T|]$ aligns to a single position $j^*(k)$ in $[1, |S|] \cup \{\text{NULL}\}$. It may be easily shown that if we choose

$$j^*(k) = \begin{cases} \arg \max_{1 \leq j \leq |S|} p(j, k) & \text{if } p(j, k) > 1/Z \\ \text{NULL} & \text{otherwise} \end{cases} \quad (3)$$

and

$$k^*(j) = \begin{cases} \arg \max_{1 \leq k \leq |T|} p(j, k) & \text{if } p(j, k) > 1/Z \\ \text{NULL} & \text{otherwise.} \end{cases} \quad (4)$$

the resulting alignment probability is the highest possible. The case $p(j, k) = 1/Z$ where Z is the normalizing factor on the right side of eq. (1) occurs when no evidence has been found for that particular position pair (j, k) , i.e. $\text{cover}(j, k, \sigma, \tau)$ is zero; in that case, we decide to align these words to NULL. In case of finding two equiprobable alignment candidates for a given word, the one closest to the diagonal is chosen.

Note that the above alignments may be considered as two separate sets of asymmetrical alignments that may be symmetrized as is usually done with statistical alignments. The union alignment is the whole set of $|S| + |T|$ alignments; the intersection and *grow-diagonal-final-and* (Koehn et al., 2003) alignments can also be readily obtained from them.

Training. To get the best values of λ_p we try to fit our alignments to the reference alignments \hat{a}_m in a training corpus C of n_S sentences. We do this in basically two ways.

The first one consists in **maximizing the probability** (actually the logarithm of the probability) of the whole training corpus C :

$$\log p(C) = \sum_{m=1}^{n_S} \sum_{(j,k) \in \hat{a}_m} \log p(j, k; m) \quad (5)$$

where indexes j and k can be NULL as explained above (unaligned words in the reference alignment \hat{a}_m are assumed to be aligned to NULL). Sentence index m has been added to the probability function for clarity.

Eq. (5) is differentiable with respect to the parameters λ_p , which allows for gradient ascent training, with each component of the gradient computed as follows:

$$\frac{\partial E}{\partial \lambda_p} = \sum_{m=1}^{n_S} \sum_{(j,k) \in \hat{a}_m} \left(f_p(j, k; m) - \sum_{(j',k') \in \hat{a}_m} p(j', k'; m) f_p(j', k'; m) \right), \quad (6)$$

where sentence index m has been also added to $f_p(j, k)$ for the sake of clarity.

The second approach tries to **minimize directly an alignment error measure** that indicates how much a discretized, symmetrized alignment obtained by our method departs from the alignments observed in the training corpus: for instance, the alignment error rate (AER) (Och and Ney, 2003) or $1 - F$ where F is the F -measure (Manning and Schütze, 1999, Ch. 8.1), much as it is done by (Liu et al., 2010). Discretization renders these error measures non-differentiable; therefore, we resort to using general-purpose function optimization methods such as the multidimensional simplex optimization of (Nelder and Mead, 1965).⁴

With the two approaches the number of trainable parameters is small (of the order of L^2 , where L is the maximum sub-segment length considered), therefore reasonable results may be expected with a rather small training corpus and a SBI covering well the sentence pairs. This is because no word probabilities have to be learned but only parameters to produce word-position alignments using information from the SBIs.

2.1 An intuitive aligner that does not need training

There is a set of parameters for the model described above that has an intuitive “physical” interpretation, and that yields reasonable results, as shown in Section 3. This set of parameters could be used as a starting point for optimization or as a first approximation.

If one chooses $\lambda_{(m-1)L+n} = (mn)^{-1}$, eq. (1) may be rewritten as:

$$p(j, k) = \exp(P_{jk}(S, T, M(S, T))) \left(\sum_{j'} \sum_{k'} \exp(P_{j'k'}(S, T, M(S, T))) \right)^{-1}$$

where the *alignment pressure* $P_{jk}(S, T, M(S, T))$ between the j -th word in S and the k -th word in T is

$$P_{jk}(S, T, M(S, T)) = \sum_{(\sigma, \tau) \in M(S, T)} \frac{\text{cover}(j, k, \sigma, \tau)}{|\sigma| \cdot |\tau|}$$

where $M(S, T)$ is the set of sub-segment alignments detected for the pair of parallel segments S and T . If either j or k are NULL, $\text{cover}(j, k, \sigma, \tau)$ is zero.

⁴Liu et al. (2010) use MERT instead.

Intuitively, each P_{jk} may be seen as the *pressure* applied by the sub-segment alignments on the word pair (j, k) ; so the wider the surface $(|\sigma||\tau|)$ covered by a sub-segment alignment, the lower the contribution of that sub-segment pair to the total pressure on (j, k) .⁵ Clearly, the higher the pressure P_{jk} , the higher the probability $p(j, k)$ is. In the absence of sub-segment information for any of the (j, k) 's of a particular segment pair, all probabilities are equal: $p(j, k) = \frac{1}{(|S||T|+|S|+|T|)}$. The *pressures* are zero when either j or k is NULL.

Following our example, the alignment pressures for the words covered by the sub-segment alignments are presented in Figure 2. The word pair $(temps, time)$ is only covered by a sub-segment alignment $(temps, time)$, so the surface is 1 and the alignment pressure is $P_{2,4} = 1$. On the other hand, the word pair (the, el) is covered by three sub-segment alignments: $(solucionar el, solve the)$, $(solucionar el, to solve the)$, and $(el problema, the problem)$; therefore, the *alignment pressure* is $P_{4,7} = 1/4 + 1/6 + 1/4 = 2/3 \simeq 0.67$.

Costarà								
temps				1				
solucionar					0.17	0.42	0.42	
el					0.17	0.42	0.67	0.25
problema							0.25	1.25
	It	will	take	time	to	solve	the	problem

Figure 2: Alignment pressures.

In this simple model, the alignment pressures P_{jk} themselves may then be used instead of the probabilities $p(j, k)$ to obtain word-position alignments as described at the end of Section 2.

As in the case of the general alignment model defined at the beginning of this section, the alignment is performed both from source-to-target and from target-to-source following the same procedure. Figure 3 shows the Catalan-to-English and the English-to-Catalan word alignments for the running example. As can be seen, words *to* and *solve* in English have the same alignment score for words *solucionar* and *el* in Spanish, respectively. Therefore, the alignments closest to the diagonal are chosen; in this case, *to* is aligned with *solucionar*, and *solve* is aligned with *el* (not a very good alignment). In the other direction of the alignment, the situation is similar for word *solucionar* in Spanish and words *solve* and *the* in English (the resulting alignment is better here).

⁵If just those L^2 features are used and the system is trained on a parallel corpus, the value $mn\lambda_{(m-1)L+n}$ may be considered as the “effective weight” of $m \times n$ sub-segment pairs.

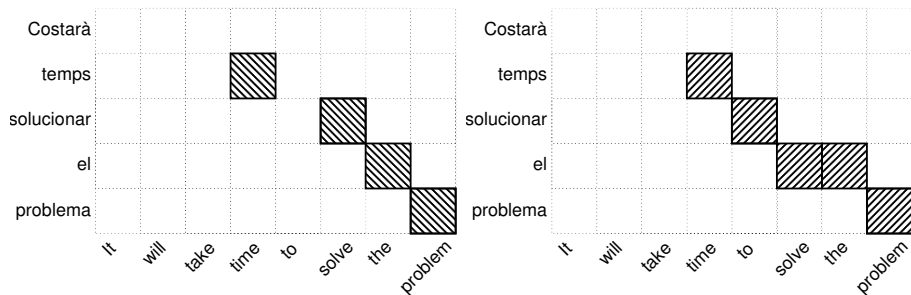


Figure 3: Resulting Catalan-to-English and English-to-Catalan word alignments.

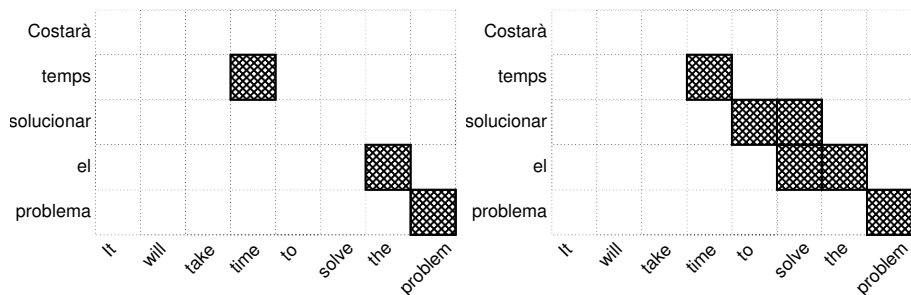


Figure 4: Two possible symmetrized word alignments, the first one using the intersection heuristic and the second one using the *grow-diagonal-final-and* heuristic.

Figure 4 shows two possible symmetrized word alignments obtained by computing, in the first case, the intersection of the alignments shown in figure 3, and, in the second case, the the widely-used *grow-diagonal-final-and* heuristic of Koehn et al. (2003), which, in this case, coincides with the union of the alignments.

3 Experiments

In this section we describe the experimental setting designed for measuring the performance of the alignment models described in Section 2. Two different experimental scenarios were defined in order to measure (a) the quality of the alignments obtained when using training corpora with several levels of reliability, and (b) the domain independence of the weights trained for the parametric aligner (P-aligner).

Gold-standard experiment. For this experiment, we used the EPPS *gold standard* (Lambert et al., 2005), a collection of 500 pairs of sentences extracted from the English–Spanish Europarl parallel corpus (Koehn, 2005) and hand-aligned at the word level using two classes of alignments: *sure*

alignments and *possible* alignments.⁶ This corpus was used for performing several evaluations:

- *parametric alignment model (defined in Section 2)*: we evaluated this model by using the gold standard corpus both for training and testing using a 10-fold cross-validation strategy. Therefore, for each fold we had 450 pairs of sentences as a training set and 50 pairs of sentences as a test set. We tried the two methods defined in Section 2 for training: optimization of eq. (5) by using a gradient ascent algorithm (Duda et al., 2000), and minimizing directly the alignment error rate (AER) by using the *simplex* algorithm (Nelder and Mead, 1965). Increasingly large sets of bilingual sub-segments were used by defining different values of the maximum sub-segment length L in $[1, 5]$.
- *pressure aligner (defined in Section 2.1)*: Since this alignment model does not require training it was directly evaluated on the gold standard. Increasingly large sets of bilingual sub-segments were used by defining different values of the maximum sub-segment length L in $[1, 5]$.
- *GIZA++ trained on the EPPS gold standard*: GIZA++ (Och and Ney, 2003) was used as a baseline by repeating the previously described 10-fold cross-validation strategy.⁷ Although it is obvious that 450 pairs of parallel sentences is not enough for obtaining high quality alignment models with this tool, this results are useful to measure the performance of the models proposed when using a very small training corpus.⁸
- *GIZA++ trained on a large corpus*: In this experiment a larger corpus was used to train GIZA++ models: the English–Spanish parallel corpus provided for the machine translation task at the Seventh Workshop on Statistical Machine Translation (WMT12, Callison-Burch et al. (2012)), which includes the Europarl parallel corpus, from which the gold standard is extracted. In this way, it is possible to compare the models proposed in this work with the use of the state-of-the-art tool GIZA++, which is commonly used in this scenario. This corpus is provided already aligned at the sentence level and, before training the alignment models, it was tokenised and lowercased, and sentences longer than 50 words were removed.⁹

⁶Once the sub-segment alignments were obtained, the gold standard was lowercased to maximise the recall in the alignment process.

⁷The *test-corpus* option in GIZA++ was used to train the alignment models with one corpus and then align another one.

⁸To train GIZA++, the default configuration was used: 5 iterations of model 1 and hidden Markov model and 3 iterations of models 3 and 4.

⁹This preprocessing was performed by using the scripts provided by the Moses MT toolkit: <https://github.com/moses-smt/mosesdecoder/tree/master/scripts>[last visit: 30th August 2012]

corpus en	05.20.20.10	06.30.10.00
02.40.10.40	0.21	0.18
06.30.10.00	0.15	

corpus es	05.20.20.10	06.30.10.00
02.40.10.40	0.22	0.18
06.30.10.00	0.13	

Table 1: Cosine similarity for both the English (en) and the Spanish (es) documents in the corpora released by the *European Commission Directorate-General for Translation* that we used.

Since all the alignment models proposed in this experiment are asymmetric (i.e. they must be trained from English to Spanish and from Spanish to English separately) we experimented three different symmetrization methods: intersection, union, and *grow-diagonal-final-and* (Koehn et al., 2005).

GIZA++ alignments as a reference. This second experiment focuses on measuring the re-usability of the weights trained for the parametric alignment model. In this case, we used three different corpora, all of them extracted from the translation memory published by the *European Commission Directorate-General for Translation* (European Commission, 2009).¹⁰ This translation memory is a collection of documents from the *Official Journal of the European Union*¹¹ which are provided aligned at the sentence level. These documents are indexed by using a set of domain codes¹² which can be used to identify the documents belonging to the same domain. Following this method, we extracted three subsets from this translation memory belonging to the domains: *elimination of barriers to trade* (code 02.40.10.40), *safety at work* (code 05.20.20.10), and *general information of public contracts* (code 06.30.10.00). These corpora were chosen because they have similar sizes (between 15894 and 13414 pairs of sentences) and they belong to clearly different domains, as evidenced by the cosine similarity measure¹³ presented in Table 1.¹⁴

For this experiment, we followed these steps:

- GIZA++ was used to align the three corpora and these alignments

¹⁰<http://langtech.jrc.it/DGT-TM.html>[last visit: 30th August 2012]

¹¹<http://eur-lex.europa.eu>[last visit: 30th August 2012]

¹²http://eur-lex.europa.eu/RECH_repertoire.do[last visit: 30th August 2012]

¹³The cosine similarity was computed on the lowercased corpora, removing the punctuation signs and the stopwords defined in the Snowball project: <http://snowball.tartarus.org/algorithms/english/stop.txt>, <http://snowball.tartarus.org/algorithms/spanish/stop.txt>[last visit: 30th August 2012]

¹⁴As a reference, note that if we split any of these three corpora into two parts and compute the cosine similarity between them, the results obtained are around 0.98.

were taken as reference alignments;

- using the three reference alignments as training corpora, three different sets of weights were obtained for the parametric aligner and each of these sets of weights was used to align the other two corpora and also the same corpus on which the weights were trained;
- the resulting alignments were compared with the reference alignments to evaluate the re-usability of the weights in out-of-domain alignment tasks.

In addition, the GIZA++ alignment models obtained as a byproduct of the computation of the reference alignments were also used to align the test corpora. We used the resulting alignments as a point of comparison for the alignments produced by the parametric aligner.

The experiments were performed by using: a range of values for the maximum sub-segment length L , both the simplex and gradient ascent algorithms for optimizing the weights of the parametric aligner, and the three symmetrization methods previously commented. The best results were obtained with $L = 5$ and the *grow-diagonal-final-and* symmetrization heuristic (Koehn et al., 2003).

Evaluation metrics. For evaluating the different experiments defined in this section we used the *Lingua-AlignmentSet* toolkit¹⁵ which computes, for a pair of alignment set (A) and corresponding gold standard (G), the precision (P), recall (R), and F -measure (F) (Manning and Schütze, 1999, Ch. 8.1), defined as usual:

$$P = |A \cap G|/|A| \qquad R = |A \cap G|/|G| \qquad F = 2PR/(P + R)$$

These measures are computed (a) only for the *sure* alignments and (b) both for *sure* and *possible* alignments. In addition, the alignment error rate (AER) is computed by combining sure and possible alignments in the following way:

$$AER = 1 - \frac{|A \cap G_{\text{sure}}| + |A \cap G|}{|A| + |G_{\text{sure}}|}.$$

Sources of bilingual information. We used three different machine translation (MT) systems to translate the sub-segments from English into Spanish and vice versa, in order to get the sub-segment alignments needed to obtain the features for the models defined in Section 2:

¹⁵<http://gps-tsc.upc.es/veu/personal/lambert/software/AlignmentSet.html>
[last visit: 30th August 2012]

- *Apertium*:¹⁶ a free/open-source platform for the development of rule-based MT systems (Forcada et al., 2011). We used the English–Spanish MT system from the project’s repository¹⁷ (revision 34706).
- *Google Translate*:¹⁸ an online MT system by Google Inc. (translations performed in July 2012).
- *Microsoft Translator*:¹⁹ an online MT system by Microsoft (translations performed in July 2012).

It is worth noting that the Apertium system is oriented to closely-related pairs of languages; furthermore, the Spanish–English language pair is not as mature as other pairs in Apertium; therefore, it is expected to produce translations of lower quality compared with other state-of-the-art systems as indicated by observed BLEU scores. For the gold-standard experiment, these three MT systems were used. For the experiments using the translation memories released by the *European Commission Directorate-General for Translation*, only Apertium and Google could be used, given the huge amount of sub-segments to be translated and the restrictions in the Microsoft Translator API.

4 Results and discussion

This section presents the results obtained in the experiments described in the Section 3. Table 2 shows the results in terms of precision (P), recall (R), F -measure (F) and alignment error rate (AER) obtained by both the parametric aligner (P-aligner) described in Section 2, the “pressure” aligner described in Section 2.1, and GIZA++ both when using a 10-fold cross-validation strategy on the gold standard corpus and when using the corpus from the WMT12 workshop for training the alignment models. It is worth noting that the results computed using the 10-fold cross-validation (*P-aligner probability optimization*, *P-aligner AER optimization*, and *GIZA++ trained on the gold standard*) are presented as the average of the results obtained in each fold. The parametric aligner was both trained by using all the alignments available in the training sets and only using the sure ones. The results of the parametric aligner (best AER in the 27%–29% range) overcame, as expected, the results obtained by the “pressure” aligner (AER around 32%), since the weights were trained on a gold standard and not fixed beforehand.²⁰ As can be appreciated, both the P-aligner and the “pressure” aligner overcame the results by GIZA++ trained on the gold standard for all the metrics

¹⁶<http://www.apertium.org> [last visit: 30th August 2012]

¹⁷<https://apertium.svn.sourceforge.net/svnroot/apertium/trunk/apertium-en-es/> [last visit: 30th August 2012]

¹⁸<http://translate.google.com> [last visit: 30th August 2012]

¹⁹<http://www.microsofttranslator.com> [last visit: 30th August 2012]

²⁰The results of the “pressure” aligner come however surprisingly close.

used (AER around 55%). This is easily explainable given the small size of the corpus used to train the alignment models with GIZA++. In any case, this shows the convenience of our model when using a very reduced training corpus. Finally, the alignments from GIZA++ trained on the WMT12 corpus obtained the best results in terms of F-measure and AER (16%). If precision and recall are compared, one can see that the precision in both GIZA++ and the parametric aligner are quite similar but GIZA++ obtains better results in recall. This is an interesting result, since this means that, for tasks like CAT (Esplà-Gomis et al., 2011), where precision is more relevant than the recall, the parametric aligner may be as useful as GIZA++. Also, this means that using more (or better) sources of bilingual information could help to obtain closer results to those obtained by GIZA++ in recall and, consequently, in F-measure and AER. To understand these results better, a complementary experiment was performed by using several sub-sets from the WMT12 corpus with different sizes. We found out that, to obtain the same results produced by the P-aligner in terms of AER, GIZA++ requires an in-domain training corpus with a size between 5,000 pairs of sentences (AER 29.5%) and 10,000 pairs of sentences (AER 26.2%). This confirms that GIZA++ requires a considerably larger training corpus than that needed by the proposed approach and, as a consequence, it would be quite difficult to use it for aligning sentences on the fly or for small amounts of corpora.

There are some differences in the results obtained for the P-aligner depending on the training method used: the model trained through the maximization of the total alignment probability obtained higher results in precision (91% versus 75%), whereas the model trained by minimizing the AER provided better results for recall (65% versus 56%). Although the results for F-measure and AER are very similar, they happen to be slightly better when using the minimization of the AER, as expected, since in this case the evaluation function is directly optimized during the training process.

Finally, Table 3 shows the results obtained for the experiment with the translation memories from the *Official Journal of the European Union*, which is aimed at measuring the domain-independence of the weights trained for the parametric aligner. The table shows, for the parametric aligner (using both training methods) and GIZA++, the results obtained when training on one of the corpora and aligning the other two corpora. The results reported in this table were obtained by using sub-segments of length $L = 5$, as this setting provided the best results. As in the previous experiments, the symmetrization technique used was *grow-diagonal-final-and* (Och and Ney, 2003). As can be seen, the results for all the parametric aligners compared are quite similar for all the systems and all the training/test corpora (AER in the range 27%–34%). It is worth mentioning that in this particular experiment the alignments produced by GIZA++ are being used as a gold standard for evaluation, which could be unfair for our system, since some correct alignments from the P-aligner could be judged as incorrect. Nevertheless,

	L	P_s	R_s	F_s	P	R	F	AER
GIZA++ trained on the gold standard								
		48.0%	40.0%	43.6%	52.2%	30.4%	38.4%	54.5%
GIZA++ 5,000 sentences of WMT12 corpus								
		66.6%	66.2%	66.4%	74.7%	52.0%	61.3%	29.5%
P-aligner probability optimization	1	86.0%	44.2%	58.3%	89.9%	32.4%	47.6%	40.3%
	2	88.3%	52.9%	66.1%	92.2%	38.7%	54.5%	32.5%
	3	90.1%	55.7%	68.8%	94.0%	40.7%	56.8%	29.7%
	4	91.0%	56.4%	69.6%	94.9%	41.2%	57.4%	28.9%
	5	91.4%	56.2%	69.6%	95.2%	41.1%	57.3%	29.0%
P-aligner AER optimization	1	81.6%	52.5%	63.9%	85.6%	38.6%	53.2%	34.6%
	2	71.7%	60.0%	65.3%	78.7%	46.1%	58.1%	31.5%
	3	73.7%	63.8%	68.4%	81.4%	49.5%	61.4%	28.1%
	4	75.3%	64.5%	69.5%	82.7%	49.7%	62.0%	27.1%
	5	74.8%	65.4%	69.8%	82.4%	50.6%	62.6%	26.7%
“pressure” aligner	1	80.4%	39.1%	52.6%	85.0%	28.9%	43.1%	45.9%
	2	70.9%	54.0%	61.3%	76.9%	40.9%	53.4%	36.1%
	3	69.8%	58.0%	63.3%	76.7%	44.5%	56.3%	33.6%
	4	69.2%	59.0%	63.7%	76.3%	45.5%	57.0%	33.0%
	5	69.1%	59.4%	63.9%	76.3%	45.8%	57.3%	32.8%
GIZA++ 10,000 sentences of WMT12 corpus								
		69.2%	69.8%	69.5%	77.7%	54.8%	64.3%	26.2%
GIZA++ trained on whole WMT12								
		77.2%	80.6%	78.9%	87.3%	63.7%	73.7%	16.0%

Table 2: Average values of precision (P), recall (R), F -measure (F), and alignment error rate (AER) for the alignments obtained with GIZA++ (when trained both on the gold standard and several portions of the WMT12 parallel corpus), and the parametric aligner (P-aligner) trained by optimizing the total alignment probabilities, and by optimizing the AER, for different values of the maximum sub-segment length L . The results obtained by the “pressure” aligner are also reported. The training of the parametric aligner was performed by using only the sure alignments.

when the corpora used for testing is different from that used for evaluation, the parametric aligners obtain better results than GIZA++ (AER in the range 30%–40%), but the most important finding is the relative uniformity in the results when using different corpora for training and aligning. This shows that the weights learned from a corpus in a given domain can be re-used to align corpora in different domains. This is a very desirable property, as it would imply that, in a real application, once the aligner is trained, it can be used for aligning any new pair of sentences *on the fly*.

Concluding remarks and future work

In this work we have described a new approach for word alignment based on the use of sources of bilingual information that makes no assumptions about the languages of texts being aligned. Two alignment methods have been proposed: (a) an intuitive and training-free aligner based on the idea of the pressure exerted on the word-pair squares of a sentence-pair rectangular grid by the bilingual sub-segments (rectangles) covering words in both sentences

	training	test	P	R	F	AER
P-aligner probability optimization	02.04.10.40	02.04.10.40	73.12%	66.61%	69.71%	30.29%
		05.20.20.10	79.3%	68.4%	73.4%	26.6%
		06.30.10.00	77.0%	65.5%	70.8%	29.3%
	05.20.20.10	02.04.10.40	72.8%	64.2%	68.2%	31.8%
		05.20.20.10	79.61%	66.29%	72.34%	27.66%
		06.30.10.00	78.2%	63.6%	70.1%	29.9%
	06.30.10.00	02.04.10.40	71.9%	63.9%	67.7%	32.4%
		05.20.20.10	78.6%	65.5%	71.5%	28.5%
		06.30.10.00	77.5%	63.2%	69.6%	30.4%
P-aligner AER optimization	02.04.10.40	02.04.10.40	73,1%	60,3%	66,1%	33,9%
		05.20.20.10	80.5%	65.5%	72.3%	27.8%
		06.30.10.00	78.3%	63.0%	69.8%	30.2%
	05.20.20.10	02.04.10.40	71.2%	64.6%	67.8%	32.3%
		05.20.20.10	79,7%	67,4%	73,1%	26,9%
		06.30.10.00	76.1%	63.0%	68.9%	31.1%
	06.30.10.00	02.04.10.40	70.5%	68.8%	69.6%	30.4%
		05.20.20.10	75.6%	70.2%	72.8%	27.2%
		06.30.10.00	74,6%	67,4%	70,8%	29,2%
GIZA++	02.04.10.40	02.04.10.40	83.2%	81.7%	82.5%	17.5%
		05.20.20.10	71.3%	64.3%	67.6%	32.4%
		06.30.10.00	67.5%	62.4%	64.9%	35.1%
	05.20.20.10	02.04.10.40	70.9%	61.9%	66.1%	33.9%
		05.20.20.10	90.0%	89.6%	89.8%	10.2%
		06.30.10.00	72.9%	68.0%	70.3%	29.7%
	06.30.10.00	02.04.10.40	64.1%	55.8%	59.7%	40.4%
		05.20.20.10	70.2%	63.6%	66.8%	33.2%
		06.30.10.00	87.4%	87.4%	87.4%	12.6%

Table 3: Precision (P), recall (R), F -measure (F), and alignment error rate (AER) for the alignments obtained with the parametric aligner (P-aligner) trained by optimizing the total alignment probabilities, the P-aligner trained by optimizing the AER, and GIZA++ when using corpora from different domains for training and testing.

to be aligned, and (b) a more general maximum-entropy-style (“log-linear”) parametric aligner which may be seen as a generalization of that aligner. A set of experiments was performed to evaluate both approaches, comparing them with the state-of-the-art tool GIZA++. The results obtained show that the models proposed obtain results comparable to those obtained by the state-of-the-art tools in terms of precision. Although GIZA++ obtains better results in recall and in general measures, such as F -measure and AER (16%), the parametric aligner overcomes GIZA++ (AER 54%) when using a small training corpus. In addition, the results show that the weights trained for the parametric aligner can be re-used to align sentences from different domains to the one from which they were trained. In this case the new approach provides better results than GIZA++ when aligning out-of-domain corpora. This means that it is possible to use the proposed alignment models to align new sentences *on the fly*, which can be specially useful in some scenarios as

the case of computer-aided translation (CAT).

As a future work, we plan to perform wider experiments including other pairs of languages and also other sources of bilingual information. Note that the parameters of the parametric MT-based aligner proposed here could also be intrinsically optimized according to the overall performance of a larger task using alignment as a component, such as *phrase*-based SMT.

Acknowledgements: Work partially supported by the Spanish Ministry of Science and Innovation through project TIN2009-14009-C02-01, and by the Universitat d’Alacant through project GRE11-20.

References

- Berger, A., Della Pietra, V., and Della Pietra, S. (1996). A maximum entropy approach to natural language processing. *Computational Linguistics*, 22(1):39–71.
- Brown, P., Pietra, S. D., Pietra, V. D., and Mercer, R. (1993). The mathematics of statistical machine translation: Parameter estimation. *Computational Linguistics*, 19(2):263–311.
- Callison-Burch, C., Koehn, P., Monz, C., Post, M., Soricut, R., and Specia, L. (2012). Findings of the 2012 workshop on Statistical Machine Translation. In *Proceedings of the Seventh Workshop on Statistical Machine Translation*, pages 10–51, Montréal, Canada. Association for Computational Linguistics.
- Duda, R., Hart, P., and Stork, D. (2000). *Pattern Classification*. John Wiley and Sons Inc., second edition.
- Esplà-Gomis, M., Sánchez-Martínez, F., and Forcada, M. (2011). Using machine translation in computer-aided translation to suggest the target-side words to change. In *Proceedings of the 13th Machine Translation Summit*, pages 172–179, Xiamen, China.
- European Commission, D. G. T. (2009). *Translation Tools and Workflow*. Directorate-General for Translation of the European Commission.
- Forcada, M., Ginestí-Rosell, M., Nordfalk, J., O’Regan, J., Ortiz-Rojas, S., Pérez-Ortiz, J., Sánchez-Martínez, F., Ramírez-Sánchez, G., and Tyers, F. (2011). Apertium: a free/open-source platform for rule-based machine translation. *Machine Translation*, 25(2):127–144.
- Fung, P. and Mckeown, K. (1997). Finding terminology translations from non-parallel corpora. pages 192–202.

- Koehn, P. (2005). Europarl: A parallel corpus for statistical machine translation. In *Proceedings of Machine Translation Summit X*, pages 79–86, Phuket, Thailand.
- Koehn, P. (2010). *Statistical Machine Translation*. Cambridge University Press.
- Koehn, P., Axelrod, A., Mayne, A. B., Callison-Burch, C., Osborne, M., and Talbot, D. (2005). Edinburgh system description for the 2005 IWSLT speech translation evaluation. In *Proceedings of the International Workshop on Spoken Language Translation*.
- Koehn, P., Och, F., and Marcu, D. (2003). Statistical phrase-based translation. In *Proceedings of the 2003 Conference of the North American Chapter of the Association for Computational Linguistics on Human Language Technology*, pages 48–54, Edmonton, Canada.
- Kranias, L. and Samiotou, A. (2004). Automatic translation memory fuzzy match post-editing: A step beyond traditional TM/MT integration. In *Proceedings of the 4th International Conference on Language Resources and Evaluation*, pages 331–334, Lisbon, Portugal.
- Kuhn, R., Goutte, C., Isabelle, P., and Simard, M. (2011). Method and system for using alignment means in matching translation. US patent 2011/0093254 A1.
- Lambert, P., De Gispert, A., Banchs, R., and Mariño, J. (2005). Guidelines for word alignment evaluation and manual alignment. *Language Resources and Evaluation*, 39(4):267–285.
- Liu, Y., Liu, Q., and Lin, S. (2005). Log-linear models for word alignment. In *Proceedings of the 43rd Annual Meeting of the Association for Computational Linguistics*, pages 459–466.
- Liu, Y., Liu, Q., and Lin, S. (2010). Discriminative word alignment by linear modeling. *Computational Linguistics*, 36(3):303–339.
- Manning, C. and Schütze, H. (1999). *Foundations of statistical natural language processing*. MIT Press.
- Nelder, J. and Mead, R. (1965). A simplex method for function minimization. *the Computer Journal*, 7(4):308–313.
- Och, F. and Ney, H. (2003). A systematic comparison of various statistical alignment models. *Computational Linguistics*, 29(1):19–51.

- Rapp, R. (1999). Automatic identification of word translations from unrelated English and German corpora. In *Proceedings of the 37th Annual Meeting of the Association for Computational Linguistics on Computational Linguistics*, pages 519–526, College Park, USA.
- Tiedemann, J. (2011). *Bitext Alignment*. Morgan & Claypool Publishers.
- Toral, A., Poch, M., Pecina, P., and Thurmair, G. (2012). Efficiency-based evaluation of aligners for industrial applications. In Cettolo, M., Federico, M., Specia, L., and Way, A., editors, *Proceedings of the 16th Annual Conference of the European Association for Machine Translation*, pages 57–60. Trento, Italy, May 28–30 2012.
- Vogel, S., Ney, H., and Tillmann, C. (1996). HMM-based word alignment in statistical translation. In *Proceedings of the 16th International Conference on Computational Linguistics*, pages 836–841, Copenhagen, Denmark.