

Geometric representations of binary codes embeddable in three dimensions

Pavel Rytíř*

Department of Applied Mathematics, Charles University in Prague,
Malostranské náměstí 25, Prague 118 00, Czech Republic

November 14, 2017

Abstract

We say that a binary linear code \mathcal{C} has a geometric representation if there exists a two dimensional simplicial complex Δ such that \mathcal{C} is a punctured code of the kernel $\ker \Delta$ of the incidence matrix of Δ and $\dim \mathcal{C} = \dim \ker \Delta$. We show that every binary linear code has a geometric representation that can be embedded into \mathbb{R}^4 . Moreover, we show that a binary linear code \mathcal{C} has a geometric representation in \mathbb{R}^3 if and only if there exists a graph G such that \mathcal{C} equals the cut space of G . This is a polynomially testable property and hence we can conclude that there is a polynomial algorithm that decides the minimal dimension of a geometric representation of a binary linear code.

1 Introduction

This paper extends results of Rytíř [6, 7] where it was proven that every binary linear code has a geometric representation. Here we show that each binary linear code has a geometric representation that can be embedded into \mathbb{R}^4 . Moreover we characterize those \mathcal{C} which admit a geometric representation in \mathbb{R}^3 .

A *linear code* \mathcal{C} of length n and dimension d over a field \mathbb{F} is a linear subspace with dimension d of the vector space \mathbb{F}^n . Each vector in \mathcal{C} is called a *codeword*. Let B be a basis of a binary code \mathcal{C} . A basis B is k -basis if every entry is non-zero in at most k vectors of B .

Let $\mathcal{C} \subseteq \mathbb{F}^n$ be a linear code over a field \mathbb{F} and let S be a subset of $\{1, \dots, n\}$. *Puncturing* a code \mathcal{C} along S means deleting the entries indexed by the elements of S from each codeword of \mathcal{C} . The resulting code is denoted by \mathcal{C}/S .

A *simplex* X is the convex hull of an affine independent set V in \mathbb{R}^d . The *dimension* of X is $|V| - 1$, denoted by $\dim X$. The convex hull of any non-empty subset of V that defines a simplex is called a *face* of the simplex. A *simplicial complex* Δ is a set of simplices fulfilling the following conditions: Every face of a simplex from Δ belongs to Δ and the intersection of every two simplices of Δ is a face of both.

The dimension of Δ is $\max \{\dim X | X \in \Delta\}$. Let Δ be a d -dimensional simplicial complex. We define the *incidence matrix* $A = (A_{ij})$ as follows: The rows are indexed by $(d - 1)$ -

*Supported by the Czech Science Foundation under the contract no. 201/09/H057 and by the grant SVV-2010-261313 (Discrete Methods and Algorithms).

dimensional simplices and the columns by d -dimensional simplices. We set

$$A_{ij} := \begin{cases} 1 & \text{if } (d-1)\text{-simplex } i \text{ belongs to } d\text{-simplex } j, \\ 0 & \text{otherwise.} \end{cases}$$

This paper studies two dimensional simplicial complexes where each maximal simplex is a triangle or a segment. We call them *triangular configurations*. Let Δ be a triangular configuration. A *subconfiguration* of Δ is a subset of Δ that is a triangular configuration. We denote the set of triangles of Δ by $T(\Delta)$. The *cycle space* of Δ over a field \mathbb{F} , denoted $\ker \Delta$, is the kernel of the incidence matrix A of Δ over \mathbb{F} , that is $\{x | Ax = 0\}$. Let T be a subset of the set of triangles of Δ . We denote by $\mathcal{K}(T)$ the triangular configuration that is defined by the set of triangles T . The *even subset* or *cycle* of Δ is a subset E of the set of triangles of Δ such that all edges of the triangular configuration $\mathcal{K}(E)$ have an even degree.

Let $\{t_1, \dots, t_m\}$ be the set of triangles of Δ . For a subconfiguration Δ' of Δ , we let $\chi(\Delta') = (\chi(\Delta')_1, \dots, \chi(\Delta')_m) \in \{0, 1\}^m$ denote its *characteristics vector*, where $\chi(\Delta')_i = 1$ if Δ' contains triangle t_i , and $\chi(\Delta')_i = 0$ otherwise. Note that, the characteristics vectors of even subsets of Δ forms the cycle space of Δ .

Let E_1 and E_2 be sets. Then the *symmetric difference* of E_1 and E_2 , denoted by $E_1 \triangle E_2$, is defined to be $E_1 \triangle E_2 := (E_1 \cup E_2) \setminus (E_1 \cap E_2)$. Note that, the symmetric difference of two even subsets E_1 and E_2 of Δ is also even subset of Δ and it holds $\chi(\mathcal{K}(E_1)) + \chi(\mathcal{K}(E_2)) = \chi(\mathcal{K}(E_1 \triangle E_2))$ over $GF(2)$.

A linear code \mathcal{C} has a *geometric representation* if there exists a triangular configuration Δ such that $\mathcal{C} = \ker \Delta / S$ for some set S and $\dim \mathcal{C} = \dim \ker \Delta$. For such S we write $S = S(\ker \Delta, \mathcal{C})$.

Theorem 1.1 (Rytř [7]). *Let \mathcal{C} be a linear code over rationals or over $GF(p)$, where p is a prime. Then \mathcal{C} has a geometric representation.*

1.1 Main Results

A basis B of a binary linear code $\mathcal{C} \subseteq GF(2)^n$ is 2-basis if every entry $i \leq n$ is non-zero in at most two vectors of B .

Theorem 1.2. *Let Δ be a triangular configuration embeddable into \mathbb{R}^3 then $\ker \Delta$ has a 2-basis.*

Proof. The proof follows from Theorem 2.20 in Section 2.1.3. □

By Whitney's theorem, the cycle space of a 3-connected graph G determines G . It is therefore natural to ask whether our result can help to answer the question: Given a 2 dimensional simplicial complex, is it embeddable into \mathbb{R}^3 ? Theorem 1.2 gives only a necessary condition. For example no triangulation of the Klein bottle can be embedded into \mathbb{R}^3 and its cycle space has a 2-basis. The topic of embedding of simplicial complexes is treated in Matoušek et al. [4].

The main result of this paper is that existence of a 2-basis characterize geometric representations in \mathbb{R}^3 .

Theorem 1.3. *A binary linear code \mathcal{C} has a geometric representation embeddable into \mathbb{R}^3 if and only if \mathcal{C} has a 2-basis.*

The above theorem is an analogy of Mac Lane's planarity criterion [3] for graphs.

Theorem 1.4. *A binary linear code \mathcal{C} has a geometric representation embeddable into \mathbb{R}^3 if and only if there exists a graph G such that \mathcal{C} equals the cut space of G .*

It is well known that every two dimensional simplicial complex can be embedded into \mathbb{R}^5 . Hence, every binary linear code has a geometric representation embeddable into \mathbb{R}^5 . We further show:

Theorem 1.5. *Every binary linear code \mathcal{C} has a geometric representation embeddable into \mathbb{R}^4 .*

Theorem 1.5 extends a main result of Rytř [6] where it is shown that every binary linear code has a geometric representation.

Corollary 1.6. *There is a polynomial algorithm that decides the minimal dimension of a geometric representation of a binary code \mathcal{C} .*

This positive result complements the results of Matoušek et al. [4] on embeddings of simplicial complexes.

2 Proof of main results

Proof of Theorem 1.3. The necessary condition of the theorem follows from Theorem 1.2. The sufficient condition is proven in Section 2.2. \square

2.1 Bases of triangular configurations embedded into \mathbb{R}^3

In this section we suppose that all triangular configurations are embedded into \mathbb{R}^3 with the standard Euclidean metric $\rho(x, y) := \sqrt{\sum_{i=1}^3 (x_i - y_i)^2}$. Let x be an element of \mathbb{R}^3 and let $\epsilon \in \mathbb{R}$ and $\epsilon > 0$. The ϵ -neighborhood of x is the set $N_\epsilon(x) := \{y \in \mathbb{R}^3 \mid \rho(x, y) < \epsilon\}$. If no confusion can arise we let $N_\epsilon(x) = N(x)$. Let (x_1, \dots, x_m) be a sequence points in a space. A *polygonal path* along the sequence (x_1, \dots, x_m) is a sequence of line segments connecting the consecutive points. Let Δ be a triangular configuration embedded into \mathbb{R}^3 . A *cell* X of Δ is a non-empty maximal subset of $\mathbb{R}^3 \setminus \Delta$ with respect to inclusion such that between any two points of X there is a polygonal path that does not intersect Δ . A *bounded cell* is a cell that is contained in some sphere of a finite diameter. A *strong boundary* is a triangular configuration C such that C has at least two cells and every subconfiguration C' has fewer cells than C . An example is depicted in Figure 1. A one dimensional counterpart of strong boundary is a polygon, for example see Figure 2. Let X be a subset of \mathbb{R}^3 . The closure of X , denoted by $cl(X)$, is the set $cl(X) := \{y \in \mathbb{R}^3 \mid \forall \epsilon > 0; N_\epsilon(y) \cap X \neq \emptyset\}$. We say that a triangle t is *incident* with a cell S if $t \subseteq cl(S)$.

Proposition 2.1. *Let Δ be a triangular configuration embedded into \mathbb{R}^3 . Then every triangle t of Δ is incident with at least one cell of Δ and at most two cells of Δ .*

Proof. Let t be a triangle of Δ . For a contradiction, suppose that t is incident with three cells X_1, X_2, X_3 of Δ . Let p a point of t that does not belong to any edge of t . It holds that $p \in cl(X_1)$, $p \in cl(X_2)$ and $p \in cl(X_3)$. Let $N(p)$ be a neighborhood of p such that $N(p)$

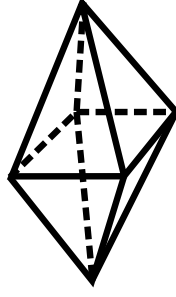


Figure 1: An example of strong boundary in \mathbb{R}^3

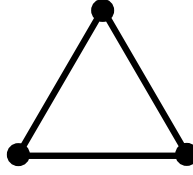


Figure 2: A polygon, counterpart of strong boundary in \mathbb{R}^2

does not intersect an edge of Δ . The neighborhood $N(p)$ intersects the cells X_1, X_2, X_3 . Let x_1, x_2, x_3 be points of $cl(X_1) \cap N(p)$, $cl(X_2) \cap N(p)$, $cl(X_3) \cap N(p)$, respectively. Then, the segments x_1x_2 , x_2x_3 , x_1x_3 intersect triangle t . Let H be a hyperplane of \mathbb{R}^3 that contains triangle t . Then two points of x_1, x_2, x_3 belong to the same half-space defined by H . The segment connecting these two points do not intersect t . This is the contraction. Hence, t is incident with at most two cells of Δ .

Now, we show that t is incident with at least one cell. Let v_1, v_2, v_3 be vertices of t and let p be a point of t that belongs to no edge of Δ . Let v be a vector orthogonal to triangle t and let $\epsilon > 0$. Let P_ϵ^+ be a convex hull of set $\{v_1, v_2, v_3, p + \epsilon v\}$ and let P_ϵ^- be a convex hull of set $\{v_1, v_2, v_3, p - \epsilon v\}$. We choose $\epsilon > 0$ sufficiently small such that $\Delta \cap P_\epsilon^+ = t$ and $\Delta \cap P_\epsilon^- = t$. The sets $P_\epsilon^+ \setminus t$ and $P_\epsilon^- \setminus t$ are convex and disjoint with Δ . Thus, $P_\epsilon^+ \setminus t$ is a part of one cell of Δ . Let X^+ be the cell of Δ that contains $P_\epsilon^+ \setminus t$. Clearly $t \subseteq cl(X^+)$. Thus, triangle t is incident with at least cell X^+ . □

Corollary 2.2. *Let C be a strong boundary embedded into \mathbb{R}^3 . Then every triangle t of C is incident with two cells of C .*

Proof. By Proposition 2.1, triangle t is incident with one or two cells of C . If t is incident with one cell, we can remove it from C and the number of cells of C does not change. Thus, $C \setminus \{t\}$ is also a strong boundary. This contradicts with the minimality of C . Hence, t is incident with exactly two cells. □

Lemma 2.3. *Let Δ be a triangular configuration embedded into \mathbb{R}^3 . Let t be a triangle of Δ incident with two cells of Δ . Then the number of cells of $\Delta \setminus \{t\}$ is equal to the number of cells of Δ minus one.*

Proof. Let X_1 and X_2 be cells incident with t . Let x be a point of t . Then there are points x_1 and x_2 of X_1 and X_2 , respectively, such that $N(x_1) \cap x \neq \emptyset$ and $N(x_2) \cap x \neq \emptyset$. Hence,

there is a polygonal path between x_1 and x_2 disjoint from $\Delta \setminus \{t\}$. The set $X_1 \cup t \cup X_2$ is a cell of $\Delta \setminus \{t\}$ and the proposition follows. \square

Proposition 2.4. *Let C be a strong boundary embedded into \mathbb{R}^3 . Then C has exactly two cells.*

Proof. For a contradiction suppose that C has more than two cells. Let t be a triangle of C . By Corollary 2.2, triangle t is incident with exactly two cells. By Lemma 2.3, by removing t from C , we join two cells into one. If C has more than two cells, the subconfiguration $C \setminus \{t\}$ has at least two cells. Let C' be the minimal subconfiguration (with respect to inclusion) of $C \setminus \{t\}$ that has at least two cells. Then C' is a smaller strong boundary than C . This is a contradiction with the minimality of C . \square

Proposition 2.5. *Let C be a strong boundary embedded into \mathbb{R}^3 . Then one of the cells of C is bounded and the second one is unbounded.*

Proof. By proposition 2.4, C has two cells. By definition, every triangular configuration Δ is finite. Thus, every strong boundary C is finite. Hence, C is contained in a sufficiently large sphere S . The complement of the ball of S is contained in one cell of C , thus this cell is unbounded. The other cell of C is inside this ball and thus it is bounded. \square

Let C be a strong boundary. We call the bounded cell of C *inner cell* of C and denote it by $\text{int}(C)$. The unbounded cell of C we denote by $\text{ext}(C)$. We denote $C \cup \text{int}(C)$ and $C \cup \text{ext}(C)$ by $\overline{\text{int}(C)}$ and $\overline{\text{ext}(C)}$, respectively. So far we considered strong boundary as a triangular configuration in \mathbb{R}^3 . Now we consider strong boundaries in a triangular configuration Δ . We say that a strong boundary C is a *strong boundary of Δ* if C is a subconfiguration of Δ . We say that a triangular configuration Δ is connected if every two triangles of Δ belong to a common strong boundary of Δ . The *connected component* of Δ is a maximal connected subconfiguration (under inclusion) of Δ .

Proposition 2.6. *Let C be a strong boundary. Then $cl(\text{int}(C)) = \overline{\text{int}(C)}$ and $cl(\text{ext}(C)) = \overline{\text{ext}(C)}$.*

Proof. By Corollary 2.2, every triangle of C is incident exactly with two cells $\text{int}(C)$ and $\text{ext}(C)$. By definition of incidence, it holds $cl(\text{int}(C)) = \overline{\text{int}(C)}$ and $cl(\text{ext}(C)) = \overline{\text{ext}(C)}$. \square

Proposition 2.7. *Let C be a strong boundary embedded into \mathbb{R}^3 . Then the set of triangles of C is an even subset.*

Proof. For a contradiction suppose that a strong boundary C contains an edge e with an odd degree. By Proposition 2.4, C has two cells. By Corollary 2.2, every triangle of C is incident with two cells. Let T be the set of triangles incident with e . Since edge e has an odd degree and every triangle of T is incident with two cells, we set a contradiction. (see Figure 3). \square

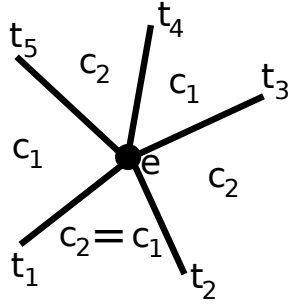


Figure 3: A contradicting example of an edge e of a strong boundary. The boundary has two cells c_1, c_2 . The edge e is incident with triangles t_1, \dots, t_5 and it has odd Degree 5. Then the strong boundary has only one cell. This contradict the definition of strong boundary.

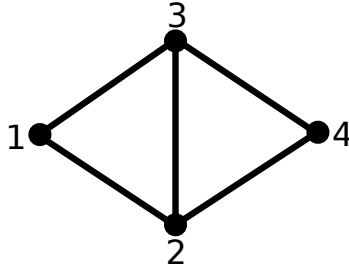


Figure 4: One dimensional complex embedded into \mathbb{R}^2 (a plane graph).

2.1.1 Elementary strong boundaries

A strong boundary C of Δ is *elementary* if there is no strong boundary C' of Δ such that $\text{int}(C) \cap \text{int}(C') \neq \emptyset$ and $\text{int}(C) \cap \text{ext}(C') \neq \emptyset$. First, we illustrate this definition on one dimensional simplicial complexes embedded into \mathbb{R}^2 . One dimensional simplicial complexes embedded into \mathbb{R}^2 correspond to planar embeddings of planar graphs. The graphs counterpart of our definition of elementary strong boundary is a boundary of a face of a 2-connected plane graph. The 2-connected plane graph depicted in Figure 4 has two boundaries of faces (elementary strong boundaries) depicted in Figure 5 and one circuit (strong boundary) that is not a boundary of a face (elementary strong boundary) depicted in Figure 6.

Now, we give example of triangular configuration embedded into \mathbb{R}^3 with two elementary strong boundaries. The triangular configuration in Figure 7 has two elementary strong

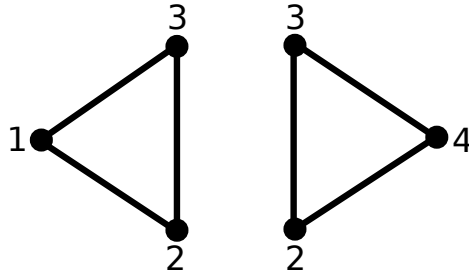


Figure 5: Two elementary strong boundaries of the complex in Figure 4.

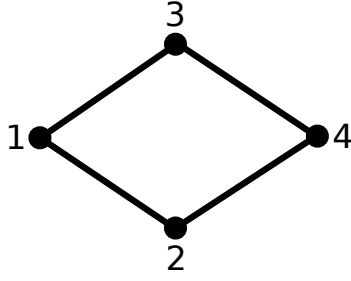


Figure 6: This strong boundary of the complex in Figure 4 is not elementary.

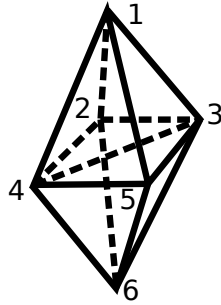


Figure 7: Triangular configuration embedded into \mathbb{R}^3 .

boundaries (Figure 8) and one strong boundary that is not elementary (Figure 9).

Lemma 2.8. *Let Δ be a connected triangular configuration embedded into \mathbb{R}^3 . Let X be a bounded cell of Δ . Let E be the set of the triangles of Δ incident with X . Then $\mathcal{K}(E)$ (triangular configuration defined by the set of triangles E) is an elementary strong boundary of Δ .*

Proof. Since cell X is bounded, set E is nonempty. Triangular configuration $\mathcal{K}(E)$ has at least two cells: If $\mathcal{K}(E)$ has only one cell, there is a triangle of E that belongs to no strong boundary of Δ . This contradicts the connectivity of Δ .

Now we show that triangular configuration $\mathcal{K}(E)$ has at most two cells: For a contradiction suppose that $\mathcal{K}(E)$ has at least three cells X_1, X_2, X_3 . Let t_1 be a triangle of E incident with X_1 and X_2 and let t_2 be a triangle of E incident with X_2 and X_3 . Since Δ is connected, there is a strong boundary D that contains t_1 and t_2 . The cell X is a subset of X_2 and the cells

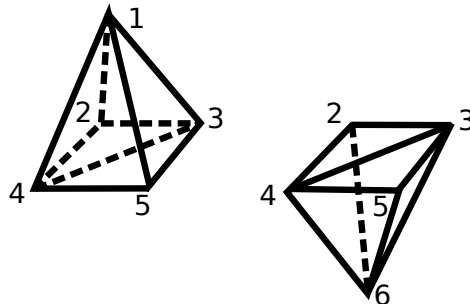


Figure 8: Two elementary strong boundaries of the triangular configuration in Figure 7.

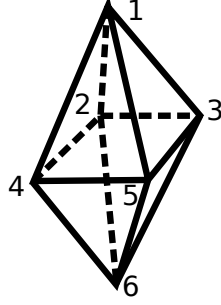


Figure 9: This strong boundary of the triangular configuration in Figure 7 is not elementary.

X, X_2 are subsets of $\text{int}(D)$. Then $E \subseteq \overline{\text{int}(D)}$ and $X_1, X_3 \subseteq \text{ext}(D)$. Hence, the triangular configuration $\mathcal{K}(E)$ does not have cells X_1, X_3 , the contradiction.

Let t be a triangle of E . We show that triangle t is incident with two cells X_1, X_2 of $\mathcal{K}(E)$. For a contradiction suppose that t is incident only with cell X_1 . It holds $X \subseteq X_1$. Then t is incident only with cell X of Δ . By connectivity, triangle t belongs to a strong boundary D of Δ . By Proposition 2.4, triangle t is incident with two cells of D . Since D is a subconfiguration of Δ , triangle t is incident with two cells X_Δ^1, X_Δ^2 of Δ . This is the contradiction.

By Lemma 2.3, $\mathcal{K}(E) \setminus \{t\}$ has only one cell. Hence $\mathcal{K}(E)$ is a strong boundary.

For a contradiction suppose that $\mathcal{K}(E)$ is not an elementary strong boundary of Δ . Then there is a strong boundary C of Δ such that $\text{int}(\mathcal{K}(E)) \cap \text{int}(C) \neq \emptyset$ and $\text{int}(\mathcal{K}(E)) \cap \text{ext}(C) \neq \emptyset$. Then there is a triangle t' of C that belongs to $\text{int}(\mathcal{K}(E))$. If there is not such a triangle t' , then $\text{int}(\mathcal{K}(E)) \subseteq \text{int}(C)$ and $\text{int}(\mathcal{K}(E)) \subseteq \text{ext}(C)$. This contradict that $\text{ext}(C)$ and $\text{int}(C)$ are disjoint. Since the cell X is a subset of $\text{int}(\mathcal{K}(E))$, triangle t' also belongs to E . Since $t' \in \text{int}(\mathcal{K}(E))$, triangle t' is incident only with cell $\text{int}(\mathcal{K}(E))$ of $\mathcal{K}(E)$. This is the contradiction. Thus, $\mathcal{K}(E)$ is an elementary strong boundary of Δ . \square

Lemma 2.9. *Let Δ be a connected triangular configuration embedded into \mathbb{R}^3 . Let t be a triangle of Δ that belongs to a strong boundary C of Δ . Then t belongs to exactly one elementary strong boundary C' of Δ such that $C' \subseteq \overline{\text{int}(C)}$.*

Proof. Let X be a cell of Δ such that X is incident with t and $X \subseteq \text{int}(C)$. Cell X is bounded. Let C' be the set of triangles of Δ incident with X . By lemma 2.8, the triangular configuration $\mathcal{K}(C')$ is an elementary strong boundary of Δ . By Proposition 2.6 and from $X \subseteq \text{int}(C)$, we have $C' \subseteq \overline{\text{int}(C)}$.

If there is an elementary strong boundary C'' of Δ different from C' that contains t such that $C'' \subseteq \overline{\text{int}(C)}$. We have $\text{int}(C') \cap \text{int}(C'') \neq \emptyset$. Since $C' \neq C''$, we have $\text{ext}(C') \cap \text{int}(C'') \neq \emptyset$ or $\text{ext}(C'') \cap \text{int}(C') \neq \emptyset$. This a contradiction with the definition of elementary strong boundary. Thus, t is contained only in one elementary strong boundary that is contained in $\overline{\text{int}(C)}$. \square

Lemma 2.10. *Let Δ be a connected triangular configuration embedded into \mathbb{R}^3 . Let t be a triangle of Δ . Then t is incident with two cells of Δ .*

Proof. Since Δ is connected, there is a strong boundary C of Δ that contains t . By Corollary 2.2, t is incident with two cells of C . Since C is a subconfiguration of Δ , t is also incident with two cells of Δ . \square

Lemma 2.11. *Let Δ be a connected triangular configuration embedded into \mathbb{R}^3 . Let t be a triangle of Δ such that t is contained in $\text{int}(C)$ where C is a strong boundary of Δ . Then t belongs to exactly two elementary strong boundaries C_1, C_2 of Δ and $C_1 \subseteq \overline{\text{int}(C)}$ and $C_2 \subseteq \overline{\text{int}(C)}$.*

Proof. By lemma 2.10, triangle t is incident with two cells X_1 and X_2 of Δ . Let C_1 and C_2 be the sets of triangles incident with X_1 and X_2 , respectively. By lemma 2.8, the sets C_1 and C_2 are elementary strong boundaries of Δ .

Since $t \in \text{int}(C)$, cells X_1 and X_2 are subsets of $\text{int}(C)$. Thus, $C_1 \subseteq \overline{\text{int}(C)}$ and $C_2 \subseteq \overline{\text{int}(C)}$.

For a contradiction suppose that there is a third elementary strong boundary C_3 of Δ that contains t . Since t is incident with two cells, we have $\text{int}(C_3) \cap \text{int}(C_1) \neq \emptyset$ or $\text{int}(C_3) \cap \text{int}(C_2) \neq \emptyset$. Without loss of generality we can suppose $\text{int}(C_3) \cap \text{int}(C_1) \neq \emptyset$. Since $C_3 \neq C_1$, we have $\text{ext}(C_1) \cap \text{int}(C_3) \neq \emptyset$ or $\text{ext}(C_3) \cap \text{int}(C_1) \neq \emptyset$. This is a contradiction with the definition of elementary strong boundary. Thus, t is contained in exactly two elementary strong boundaries of Δ . \square

Proposition 2.12. *Let Δ be a connected triangular configuration embedded into \mathbb{R}^3 and let C be a strong boundary of Δ and let $ESB(C)$ be the set of elementary strong boundaries of Δ contained in $\overline{\text{int}(C)}$. Then $\chi(C)$ equals the sum of the characteristic vectors of the elements of $ESB(C)$ over $GF(2)$. Thus, $\chi(C) = \sum_{S \in ESB(C)} \chi(S)$.*

Proof. Each element of $ESB(C)$ is contained in $\overline{\text{int}(C)}$. Therefore,

$$\Delta_{S \in ESB(C)} T(S) \subseteq \overline{\text{int}(C)},$$

where $T(S)$ denotes the set of triangles of S . Let t be a triangle of Δ such that $t \subseteq \text{int}(C)$. By Lemma 2.11, t is incident with two elementary boundaries C_1 and C_2 such that $C_1, C_2 \in ESB(C)$. Therefore,

$$\Delta_{S \in ESB(C)} T(S) \subseteq T(C).$$

Let t be a triangle of C . By Lemma 2.9, t belongs to exactly one elementary strong boundary from $ESB(C)$. Therefore,

$$\Delta_{S \in ESB(C)} T(S) \supseteq T(C).$$

Hence,

$$\Delta_{S \in ESB(C)} T(S) = T(C)$$

and

$$\sum_{S \in ESB(C)} \chi(S) = \chi(C)$$

over $GF(2)$. \square

2.1.2 Non-empty even subsets divide \mathbb{R}^3

Proposition 2.13. *Let Δ be a non-empty triangular configuration embedded into \mathbb{R}^3 with all edges of an even degree. Then Δ has at least two cells.*

Proof. This proof is a variation of a proof of Jordan curve theorem for polygonal paths that can be found in Courant et al. [1]. First, we introduce some notation. Let t be a triangle. We denote by \mathring{t} the interior of t , i.e., $\mathring{t} := t \setminus (e_1 \cup e_2 \cup e_3)$ where e_1, e_2, e_3 are the edges of t . Let e be an edge. We denote by \mathring{e} the interior of e , i.e., $\mathring{e} := e \setminus (v_1 \cup v_2)$ where v_1, v_2 are the vertices of e .

Let r be a vector in \mathbb{R}^3 that is neither parallel with a triangle nor an edge of Δ . Let x be a point of $\mathbb{R}^3 \setminus \Delta$. Let $R(x)$ be the ray from x in direction r . Suppose that $R(x)$ does not intersect any vertex of Δ . We define the following quantities: Let $I_T(R(x), \Delta)$ denote the number of intersection of $R(x)$ with interiors of triangles of Δ . Let e be an edge of Δ that is intersected by $R(x)$. Let H be the plane defined by the edge e and the ray $R(x)$. Let n be the number of triangles incident with e on one side of H and m number of triangles on the other side of H . Then we define $I_e(R(x), \Delta)$ as the minimum of n and m . Let $I_E(R(x), \Delta)$ be the sum of $I_e(R(x), \Delta)$ over all edges of Δ that are intersected by $R(x)$ on interiors.

We define the sum $I(R(x), \Delta) := I_T(R(x), \Delta) + I_E(R(x), \Delta)$ and the parity of x as $P(R(x), \Delta) := I(R(x), \Delta) \bmod 2$.

Let P be a polygonal path in $\mathbb{R}^3 \setminus \Delta$. We show that all points of P have the same parity. First, we prove the following lemma.

Lemma 2.14. *Let x and x' be points in \mathbb{R}^3 such that*

1. *the segment xx' does not intersect Δ ,*
2. *$R(x')$ intersect at least one edge,*
3. *$R(x')$ does not intersect a vertex,*
4. *$R(y)$ does not intersect an edge for $y \in xx' \setminus x'$.*

Then $P(R(x), \Delta) = P(R(y), \Delta)$ for all $y \in xx'$.

Proof. All points of xx' except x' have the same parity, since the parity can only change when the ray hits or leave an edge. A nontrivial case is to show that x and x' have the same parity. Let $E(R(x'))$ be the set of edges of Δ that are intersected by $R(x')$. Let $H(R, e)$ be the hyperplane defined by R and e . Let n_e be the number of triangles incident with e on the same side of H_e as x and let m_e denote the number of triangles incident with e on the other side of H_e .

By definition,

$$I(R(x), \Delta) = I_T(R(x), \Delta) + I_E(R(x), \Delta),$$

and

$$I(R(x'), \Delta) = I_T(R(x'), \Delta) - \sum_{e \in E(R(x'))} n_e + I_E(R(x'), \Delta) + \sum_{e \in E(R(x'))} \min\{n_e, m_e\} \quad (1)$$

Since every edge e of Δ has an even degree, $n_e + m_e$ is even. Hence, $n_e \equiv m_e \bmod 2$. Therefore $I(R(x), \Delta) \equiv I(R(x'), \Delta) \bmod 2$ and $P(R(x), \Delta) = P(R(x'), \Delta)$. \square

By repeatedly using the above lemma, we get the following corollary.

Corollary 2.15. *Let P be a polygonal path such that $P \cap \Delta = \emptyset$ and no ray from any point of P hits a vertex of Δ . Then all points of P have the same parity.* \square

Corollary 2.16. *Let x be a point from \mathbb{R}^3 such that $\Delta \cap x = \emptyset$ and $R(x)$ hits a vertex of Δ . Then there is a neighborhood $U(x)$ of x such that all points from $U(x) \setminus x$ have the same parity.*

Proof. Let $U(x)$ be a neighborhood of x such that $R(y)$ does not hit a vertex of Δ for $y \in U(x) \setminus x$. We can connect any two points of $U(x) \setminus x$ by a polygonal path and use the previous corollary. \square

Let x be a point of \mathbb{R}^3 such that $R(x)$ intersect a vertex of Δ . We define the parity of x to be the same as a parity of a sufficiently small neighborhood of x .

Corollary 2.17. *Let P be a polygonal path such that $P \cap \Delta = \emptyset$. Then all points of P have the same parity.* \square

Finish of the proof of Proposition 2.13. Any two points of a connected region of triangular configuration can be connected by a polygonal path. Hence any two points of a connected region have the same parity.

Let a and b be two different points of \mathbb{R}^3 such that a and b lie close to a triangle t of Δ and the segment from a to b intersects Δ only on the interior of t . Then a and b have different parities. Hence, Δ has at least two cells. \square

2.1.3 Proof of Theorem 1.2

Proposition 2.18. *Let Δ be a triangular configuration embedded into \mathbb{R}^3 . Then the set \mathcal{S} of characteristics vectors of elementary strong boundaries of Δ is linear independent.*

Proof. We prove the proposition by the induction along the size of the set \mathcal{S} . If $|\mathcal{S}| \leq 1$, the proposition is clear. Let $|\mathcal{S}| > 1$ and let $\chi(C)$ be an element of \mathcal{S} and let C be the corresponding elementary strong boundary such that C is incident with the unbounded cell of Δ . Let t be a triangle of C that is incident with the unbounded cell. Now we show that the triangle t belongs only to one elementary strong boundary C . For a contradiction suppose that t belongs to an elementary strong boundary C' of Δ different from C . Let X_1 and X_2 be the cell of Δ incident with t . One of the cells is unbounded, suppose that X_2 is unbounded. Then $X_2 \subseteq \text{int}(C)$ and $X_2 \subseteq \text{int}(C')$. Thus, $\text{int}(C) \cap \text{int}(C') \neq \emptyset$. Since $C \neq C'$, $\text{int}(C') \cap \text{ext}(C) \neq \emptyset$. Hence, C' is not elementary strong boundary. The contradiction. Thus, t belongs to only one elementary strong boundary C .

Hence, $\chi(C)$ is not linear combination of the other elements $\mathcal{S} \setminus \{\chi(C)\}$. By the induction assumption, the set $\mathcal{S} \setminus \{\chi(C)\}$ is linear independent. Hence, the set \mathcal{S} is linear independent. \square

Theorem 2.19. *Let Δ be a connected triangular configuration embedded into \mathbb{R}^3 . Let \mathcal{S} be the set of characteristics vectors of elementary strong boundaries of Δ . Then the set \mathcal{S} is a 2-basis of the cycle space $\ker \Delta$ of Δ .*

Proof. Let $\chi(C_0)$ be an element of $\ker \Delta$ and let E_0 be the subset of triangles of Δ such that $C_0 = \mathcal{K}(E_0)$. The set E_0 is an even subset of Δ .

By Proposition 2.13, the triangular configuration $\mathcal{K}(E_0)$ has at least two cells. Therefore, $\mathcal{K}(E_0)$ contains a strong boundary C_1 . Let E_1 be the subset of triangles of Δ such that $C_1 = \mathcal{K}(E_1)$. By Proposition 2.7, the set E_1 is an even subset. The symmetric difference $E_0 \triangle E_1$ is also even subset. For $i = 2, \dots, k$ we define the sets E_i in the following way: Until $E_0 \triangle$

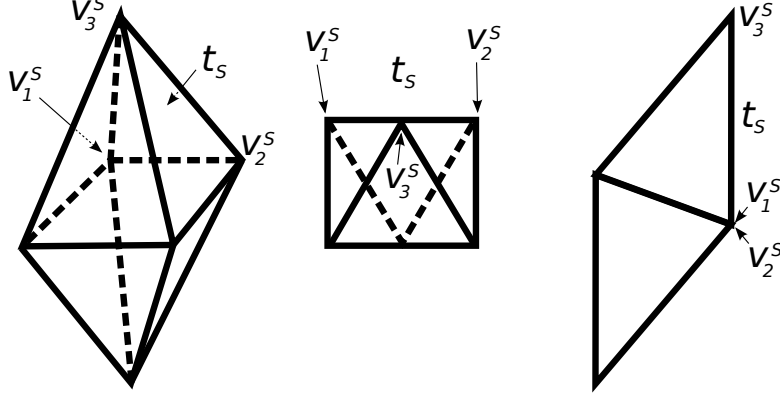


Figure 10: Eight triangles forming triangular sphere S . The picture on the left is a perspective view, the middle picture is a view from top, the picture on the right is a view from the right side.

$\cdots \triangle E_{i-1} \neq \emptyset$ we set E_i to be the set of triangles of a strong boundary contained in $\mathcal{K}(E_0 \triangle \cdots \triangle E_{i-1})$. The triangular configuration $\mathcal{K}(E_0 \triangle \cdots \triangle E_{i-1})$ contains a strong boundary, because $E_0 \triangle \cdots \triangle E_{i-1}$ is even subset and by Proposition 2.13, triangular configuration $\mathcal{K}(E_0 \triangle \cdots \triangle E_{i-1})$ has at least two cells. Since Δ is finite, this sequence of even subsets is finite.

Thus, the set E_0 is the symmetric difference of the even subsets E_1, \dots, E_k and $\chi(C_0) = \chi(C_1) + \cdots + \chi(C_k)$ over $GF(2)$. By proposition 2.12, characteristics vector of each strong boundary $\chi(C_i)$, $i = 1, \dots, k$; is a linear combination of characteristics vectors of elementary strong boundaries over $GF(2)$. Therefore, $\chi(C)$ is a linear combination of characteristics vectors of elementary strong boundaries \mathcal{S} . By Proposition 2.18, the set \mathcal{S} is linear independent. Thus, the set \mathcal{S} is a basis.

Every strong boundary has exactly two cells. By definition of elementary strong boundary, the inner cell of any elementary strong boundary contains no triangle of other strong boundary. Hence, every triangle of Δ is contained in at most two elementary strong boundaries and at most two characteristics vectors of elementary strong boundaries are non-zero on the same coordinate. Thus, the set \mathcal{S} is a 2-basis. \square

Theorem 2.20. *Let Δ be a triangular configuration embedded into \mathbb{R}^3 . Then the cycle space of Δ has a 2-basis.*

Proof. Let $\Delta_1, \dots, \Delta_m$ be connected components of the triangular configuration Δ . Let B_1, \dots, B_m be bases of $\Delta_1, \dots, \Delta_m$, respectively, provided by Theorem 2.19. Since characteristics vectors that corresponds to strong boundaries from different connected components have no common non-zero coordinate, the set $B := B_1 \cup \cdots \cup B_m$ is a 2-basis of the cycle space of Δ . \square

2.2 Proof of Theorem 1.3 (Representations in \mathbb{R}^3)

It remains to prove sufficiency of the condition of Theorem 1.3 for geometric representations in \mathbb{R}^3 . We show that the construction from Rytíř [6, 7] for binary linear codes with 2-basis can be embedded into \mathbb{R}^3 .

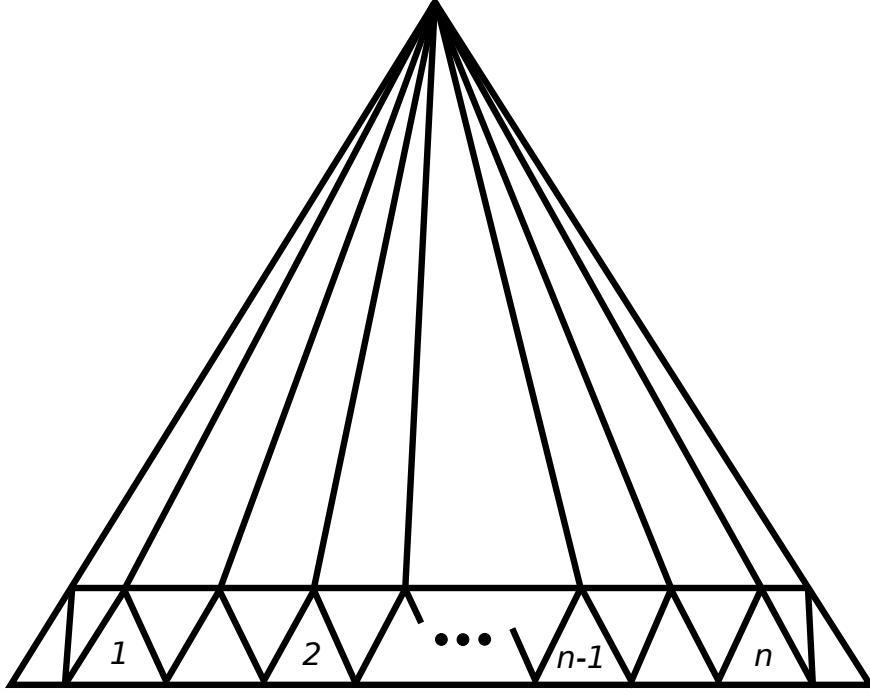


Figure 11: Subdivision of a triangle, triangles $1, \dots, n$ are equilateral.

2.2.1 Basic building blocks

We start with definition of basic building blocks.

2.2.2 Triangular configuration S^n

First, we define triangular configuration S as a triangulation of a two dimensional sphere by 8 triangles. It is depicted in Figure 10. The triangle t_S has vertices v_1^S, v_2^S, v_3^S . All triangles of S have the same size. Therefore, the size of S and position of S in a space is determined by the coordinates of the points v_1^S, v_2^S, v_3^S . We denote the triangular configuration S with prescribed vertices $v_1^S = x, v_2^S = y, v_3^S = z$ by $S(x, y, z)$.

Proposition 2.21. *Triangular configuration S can be embedded into \mathbb{R}^3 .* □

Let n be a positive integer. We subdivide the triangle t_S of S in the way depicted in figure 11. Note that, the resulting object is a triangular configuration. We denote the resulting triangular configuration by S^n . Clearly, S^n can be embedded into \mathbb{R}^3 . We denote the triangle i of S^n by $S^n(i)$, for $i = 1, \dots, n$.

2.2.3 Triangular tunnel

Let t_1 and t_2 be two empty triangles. Let x_1, x_2, x_3 be vertices of t_1 and y_1, y_2, y_3 be vertices of t_2 . The triangular tunnel between t_1 and t_2 denoted by $T(t_1, t_2)$ is the six triangles that form a tunnel as is depicted in Figure 12. The vertices of the empty triangle abc lies on the points x_1, x_2, x_3 and the vertices of the empty triangle 123 lies on the points y_1, y_2, y_3 .

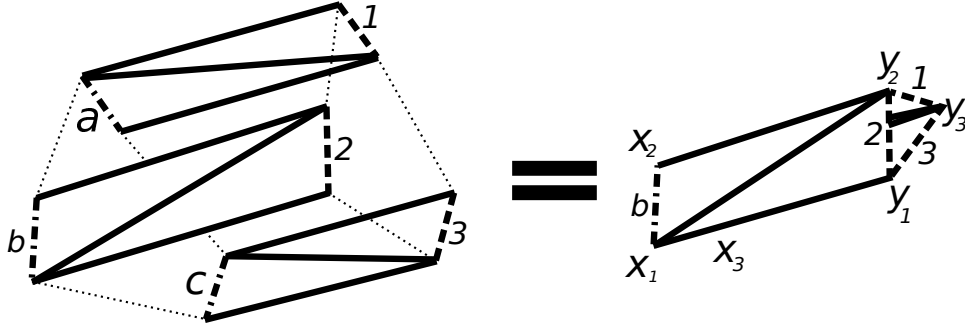


Figure 12: Triangular tunnel $T(t_1, t_2)$

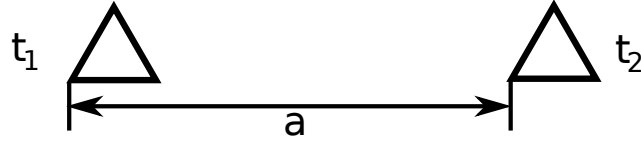


Figure 13: Empty triangles of bridge

2.2.4 Triangular tunnel bridge

Let t_1 and t_2 be empty triangles embedded into \mathbb{R}^3 such that t_1 and t_2 belong to the hyperplane given by equation $x_3 = 0$ and one edge of both t_1 and t_2 belongs to x_1 axis of \mathbb{R}^3 and t_2 is a shifted copy of t_1 in the direction of x_1 axis of \mathbb{R}^3 , $t_2 = t_1 + a(1, 0, 0)$, $a \in \mathbb{R}$. Let l be the size of edge of t_1 . We suppose that a is greater than l . See Figure 13.

Let $b > a$ and $c > a$. Let $alt(t_1)$ and $alt(t_2)$ denote the altitude of t_1 and t_2 , respectively. Let t'_1 and t'_2 be copies of triangle t_1 and t_2 shifted by $(0, b, 0)$ with top vertex shifted by $(0, -l/2, 0)$, respectively. Let t''_1 be a copy of t'_1 shifted by $(0, 0, c)$ with the left vertex shifted by $(0, 0, alt(t_1))$ and let t''_2 be a copy of t'_2 shifted by $(0, 0, c)$ with the right vertex shifted by $(0, 0, alt(t_2))$. Then the triangular tunnel bridge is

$$TB(t_1, t_2, b, c) := T(t_1, t'_1) \cup T(t'_1, t''_1) \cup T(t''_1, t'_2) \cup T(t'_2, t_2).$$

The triangular tunnel bridge is depicted in Figure 14.

Proposition 2.22. *Let t_1, t_2, t_3, t_4 be disjoint triangles embedded into \mathbb{R}^3 such that the triangles belong to the hyperplane given by equation $x_3 = 0$ and one edge of each t_1, t_2, t_3, t_4 belongs*

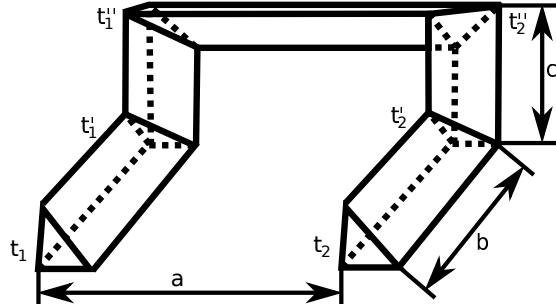


Figure 14: Triangular tunnel bridge

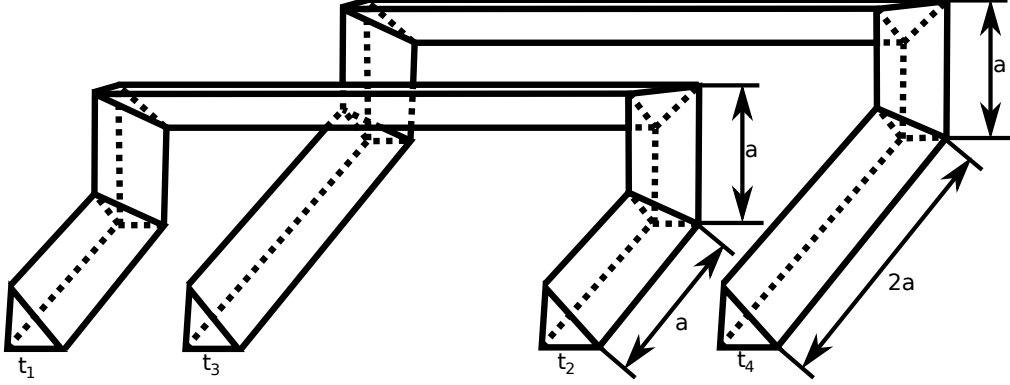


Figure 15: The proof of Proposition 2.22.

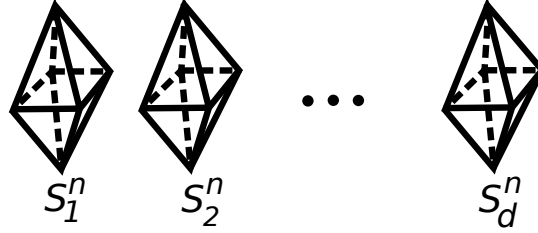


Figure 16: Spheres

to x_1 axis of \mathbb{R}^3 and t_2, t_3, t_4 are shifted copies of t_1 in the direction of the first coordinate of \mathbb{R}^3 . Let l be the size of the longest edge of t_1 . Let $a > l$ and $b > 2a$. Then the triangular tunnel bridges $TB(t_1, t_2, a, a)$ and $TB(t_3, t_4, b, a)$ are disjoint.

Proof. The proposition follows from Figure 15. □

2.2.5 Construction

Let \mathcal{C} be a binary code with a 2-basis $B = \{b_1, \dots, b_d\}$. We construct the following triangular configuration $\Delta_B^{\mathcal{C}}$ and embed it into \mathbb{R}^3 .

In the first step, we put d identical copies of S^n , denoted by S_1^n, \dots, S_d^n ; into \mathbb{R}^3 as is depicted in Figure 16. Formally: Let v_1^1 equals $(0, 0, 0)$ and v_2^1 equals $(2, 0, 0)$ and v_3^1 equals $(1, 0, 1)$. The points v_1^1, v_2^1, v_3^1 are vertices of the first copy of S^n . Thus S_1^n equals $S^n(v_1^1, v_2^1, v_3^1)$. Therefore, the size of every edge of every triangle of S_1^n is less or equal 2. The triangular configuration S_i^n is shifted by offset $5i$ from the origin. Let v_1^i equals $(0 + 5i, 0, 0)$ and v_2^i equals $(2 + 5i, 0, 0)$ and v_3^i equals $(1 + 5i, 0, 1)$. Then S_i^n equals $S^n(v_1^i, v_2^i, v_3^i)$, for $i = 1, \dots, d$. Then

$$\Delta_B^{\mathcal{C}} := S_1^n \cup \dots \cup S_d^n.$$

In the second step, we add to $\Delta_B^{\mathcal{C}}$ the tunnels. We also construct set of triangles $\{B_1^n, \dots, B_n^n\}$ and triangular configurations $\Delta_{b_i}, i = 1, \dots, d$. Initially we set $\Delta_{b_i} := S_i^n$ for $i = 1, \dots, d$. We interconnect the triangular configurations S_i^n , for $i = 1, \dots, d$, by tunnels in the following way:

We proceed from the first coordinate 1 to the last coordinate n .

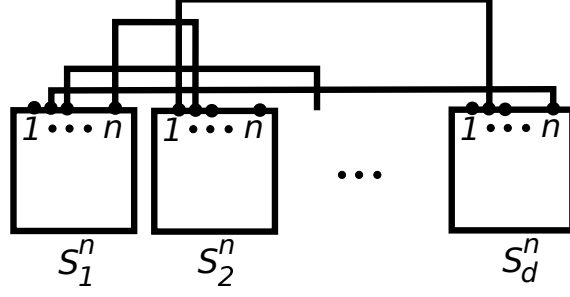


Figure 17: Top view on an example of the construction, the triangular tunnel bridges are depicted by lines connected to dots denoted by $1, \dots, n$.

- If the coordinate i is zero in all basis vectors, we add an isolated triangle to Δ_B^C and denote it by B_i^n .
- If the coordinate i is non-zero only in one basis vector b_k , we denote the triangle $S_k^n(i)$ by B_i^n and we do nothing otherwise.
- If the coordinate i is non-zero in two basis vectors b_k and b_l , $k < l$, we add triangular tunnel bridge $TB(S_k^n(i), S_l^n(i), 5i, 5)$ to Δ_B^C . We also add this tunnel bridge to the set Δ_{b_l} . We remove the triangle $S_l^n(i)$ from Δ_B^C and Δ_{b_l} and we denote the triangle $S_k^n(i)$ by B_i^n .

We denote the set of triangles $\{B_1^n, \dots, B_n^n\}$ by B^n .

Proposition 2.23. *The triangular tunnel bridges added in the last step are mutually disjoint.*

Proof. Let $TB(S_{k_1}^n(i_1), S_{l_1}^n(i_1), 5i_1, 5)$ and $TB(S_{k_2}^n(i_2), S_{l_2}^n(i_2), 5i_2, 5)$ be two triangular tunnel bridges from the last step. If there is none or only one, the proposition follows. Since $i_1 \neq i_2$ and $k_1 \neq l_1$ and $k_2 \neq l_2$, the triangles $S_{k_1}^n(i_1), S_{l_1}^n(i_1), S_{k_2}^n(i_2), S_{l_2}^n(i_2)$ are disjoint. The size of each edge of the triangles is at most 2. Since $i_1 \geq 1, i_2 \geq 1$, it holds $5i_1 > 2$ and $5i_2 > 2$. We can suppose that $i_1 < i_2$. Therefore $2(5i_1) \leq 5i_2$. Now, we can use Proposition 2.22 and the proposition follows. \square

Corollary 2.24. *Triangular configuration Δ_B^C can be embedded into \mathbb{R}^3 .* \square

An example of construction is depicted in Figure 17. To finish proof of Theorem 1.3, it remains to show that Δ_B^C is geometric representation of \mathcal{C} . We prove that Δ_B^C is indeed geometric representation of \mathcal{C} in Subsection 2.2.6.

2.2.6 Proof of representability

We follow strategy described in Rytř [6] with the building blocks constructed in previous section. Before we state the proofs we introduce some definitions. In this section all operations are over the field $GF(2)$.

Let \mathcal{C} be a binary linear code and let $B = \{b_1, \dots, b_d\}$ be a basis of \mathcal{C} . Let Δ_B^C be the geometric representation of \mathcal{C} with respect to the basis B from Section 2.2 or Section 2.3. We suppose that Δ_B^C exists. Let c be a codeword from \mathcal{C} . Then $c = \sum_{i \in I} b_i$. The *degree* of c with respect to the basis B is defined to be the cardinality $|I|$ of the index set. The

degree is denoted by $\deg(c)$. Let $\Delta_{b_i}^{\mathcal{C}}$, $i = 1, \dots, d$ be triangular configurations defined also in Section 2.2. We define a linear mapping $f: \mathcal{C} \mapsto \ker \Delta_B^{\mathcal{C}}$ in the following way: Let c be a codeword of \mathcal{C} and let $c = \sum_{i \in I} b_i$ be the unique expression of c , where $b_i \in B$. We define $f(c) := \sum_{i \in I} \chi(\Delta_{b_i}^{\mathcal{C}})$. The entries of $f(c)$ are indexed by the triangles of $\Delta_B^{\mathcal{C}}$. We have $f(c)^{B_j^n} = 1$ if and only if $\Delta_{i \in I} T(\Delta_{b_i}^{\mathcal{C}})$ contains the triangle B_j^n .

Proposition 2.25. *Let m be the number of triangles of $\Delta_B^{\mathcal{C}}$. Let $c = (c^1, \dots, c^n)$ and*

$$f(c) = (f(c)^{B_1^n}, \dots, f(c)^{B_n^n}, f(c)^{n+1}, \dots, f(c)^m).$$

Then $f(c)^{B_j^n} = c^j$ for all $j = 1, \dots, n$ and all $c \in \mathcal{C}$.

Proof. We show the proposition by the induction on the degree $\deg(c)$ of c . The codeword c is equal to $\sum_{i \in I} b_i$. If $\deg(c) = 0$, then $c = 0$ and $f(c) = 0$. Thus, $f(c)$ is the characteristics vector of the empty triangular configuration. The proposition holds for vectors of degree 0. Suppose that $\deg(c)$ is greater than 0, then $|I| \geq 1$. We choose some k from I . The codeword $c + b_k$ has a degree less than c . By the induction assumption, the proposition holds for $c + b_k$. Let $b_k = (b_k^1, \dots, b_k^n)$. From the definition of $\Delta_{b_k}^{\mathcal{C}}$, the equality $b_k^j = \chi(\Delta_{b_k}^{\mathcal{C}})^{B_j^n}$ holds for all $j = 1, \dots, n$. Therefore,

$$c^j = (c^j + b_k^j) + b_k^j = \chi(\Delta_{i \in I \setminus \{k\}} \Delta_{b_i}^{\mathcal{C}})^{B_j^n} + \chi(\Delta_{b_k}^{\mathcal{C}})^{B_j^n} = f(c)^{B_j^n}$$

for all $j = 1, \dots, n$. □

Corollary 2.26. *The mapping f is injective.* □

Lemma 2.27. *Let E be a non-empty even subset of $\Delta_B^{\mathcal{C}}$. Then $\mathcal{K}(E)$ contains $\Delta_{b_i}^{\mathcal{C}} \setminus T(B^n)$ ($\Delta_{b_i}^{\mathcal{C}}$ with triangles of B^n removed) as a subconfiguration for some $i \in \{1, \dots, d\}$.*

Proof. Triangular configuration $\mathcal{K}(E)$ contains either all triangles or no triangle of $\Delta_{b_i}^{\mathcal{C}} \setminus T(B^n)$, since all edges of $\Delta_{b_i}^{\mathcal{C}}$ incident with no triangle of B^n have degree equals 2, for $i = 1, \dots, d$. The triangular configuration B^n have no non-empty cycle, since the triangles of B^n are disjoint. Hence, $\mathcal{K}(E)$ contains a triangle of $\Delta_{b_i}^{\mathcal{C}} \setminus T(B^n)$ for some $i \in \{1, \dots, d\}$. Thus, $\mathcal{K}(E)$ contains $\Delta_{b_i}^{\mathcal{C}} \setminus T(B^n)$ for some $i \in \{1, \dots, d\}$. □

Theorem 2.28. *The mapping f defined above is a bijection between the binary linear code \mathcal{C} and $\ker \Delta_B^{\mathcal{C}}$.*

Proof. By Corollary 2.26, the mapping f is injective. It remains to be proven that $\dim \mathcal{C} = \dim \ker \Delta_B^{\mathcal{C}}$. Suppose on the contrary that some codeword of $\ker \Delta_B^{\mathcal{C}}$ is not in the span of $\{f(b_1), \dots, f(b_d)\}$. Let c be such a codeword with the minimal possible weight $w(c)$. The weight $w(c)$ means the number of non-zero coordinates of c . Let E be an even subset of $\Delta_B^{\mathcal{C}}$ such that $\chi(\mathcal{K}(E)) = c$. By Lemma 2.27, $\mathcal{K}(E)$ contains $\Delta_{b_i}^{\mathcal{C}} \setminus T(B^n)$ for some $i \in \{1, \dots, d\}$. By definition of $\Delta_{b_i}^{\mathcal{C}}$, it holds $|T(\Delta_{b_i}^{\mathcal{C}} \setminus T(B^n))| > |T(B^n)|$. Therefore, the inequality $|E \triangle T(\Delta_{b_i}^{\mathcal{C}})| < |E|$ holds. Thus, $w(c) > w(\chi(\mathcal{K}(E \triangle T(\Delta_{b_i}^{\mathcal{C}}))))$. This is a contradiction. □

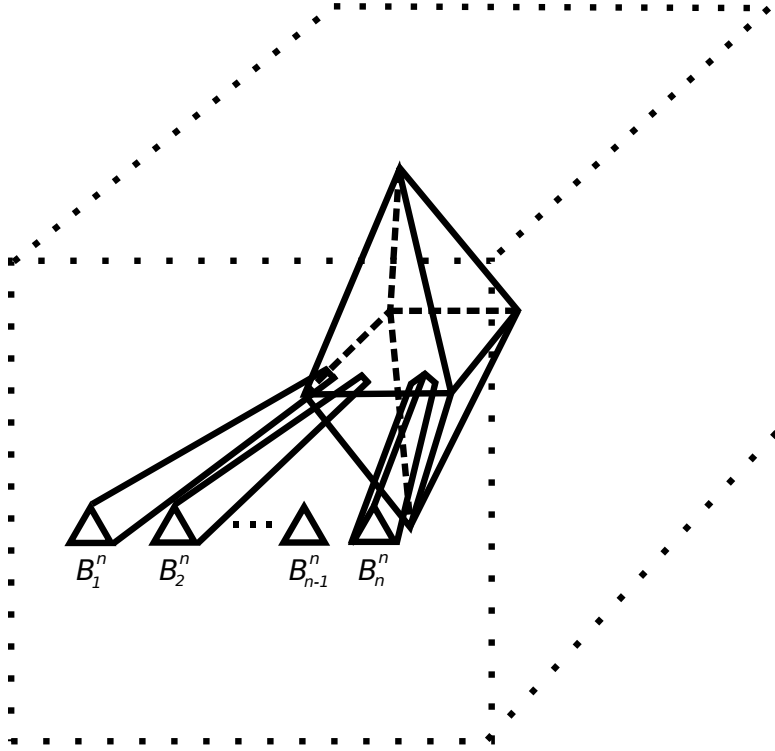


Figure 18: An example of Δ_{b_i} put into cube Q for $b_i = (1, 1, \dots, 0, 1)$.

The entries of the vectors of $\ker \Delta_B^{\mathcal{C}}$ are indexed by triangles and the entries of vectors of \mathcal{C} are indexed by integers, we make a convention that a coordinate of $\ker \Delta_B^{\mathcal{C}}$ indexed by triangle B_i^n corresponds to coordinate of \mathcal{C} indexed by i . Now, we can state the following corollary.

Corollary 2.29. $\mathcal{C} = \ker \Delta_B^{\mathcal{C}} / (T(\Delta_B^{\mathcal{C}} \setminus T(B^n)))$ and $\dim \ker \Delta_B^{\mathcal{C}} = \dim \mathcal{C}$. \square

Thus, the triangular configuration $\Delta_B^{\mathcal{C}}$ is a geometric representation of \mathcal{C} .

2.3 Proof of Theorem 1.5 (Every binary code has a representation in \mathbb{R}^4)

In this section for every binary linear code we construct its geometric representation that can be embedded into \mathbb{R}^4 .

Let \mathcal{C} be a binary linear code of length n and let $B = \{b_1, \dots, b_d\}$ be a basis of \mathcal{C} . For every basis vector b_i we construct triangular configuration Δ_{b_i} in this way: Let Q be a three dimensional cube of size $1 \times 1 \times 1$. We put in the middle of this cube the triangular configuration S^n defined in Section 2.2.2. We make an appropriate scaling of S^n such that S^n fits into the cube Q and put S^n into Q in the way depicted in Figure 18. The triangles $S^n(k)$, $k = 1, \dots, n$ of S^n are in front. Let F be the front facet of Q (front in the Figure 18). We put triangles $\{B_1^n, \dots, B_n^n\}$ to F as is depicted in Figure 18. Let b_i equals (b_i^1, \dots, b_i^n) . We initially set $\Delta_{b_i} := S^n$. For every non-zero coordinate b_i^k we add tunnel (See Section 2.2.3) $T(S^n(k), B_k^n)$ between triangles $S^n(k)$ and B_k^n to Δ_{b_i} . Then we remove triangle $S^n(k)$ from Δ_{b_i} . An example of Δ_{b_i} for $b_i = (1, 1, \dots, 0, 1)$ is depicted in Figure 18. The cube Q is not

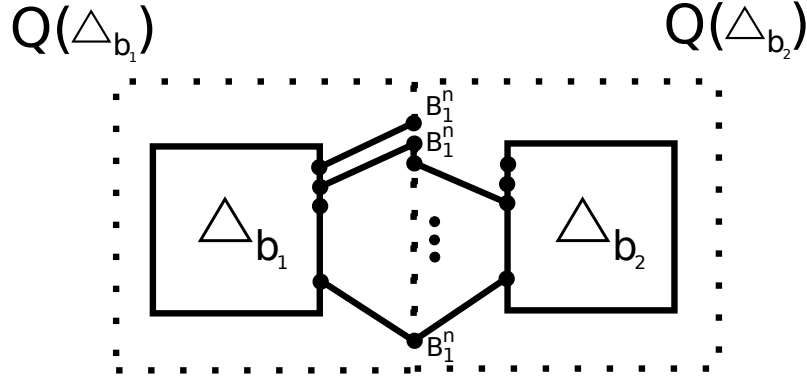


Figure 19: Top view on an example of the representation of a two dimensional code in \mathbb{R}^4

a part of Δ_{b_i} , it is important that Δ_{b_i} is embedded into Q . We denote this cube by $Q(\Delta_{b_i})$ and the facet F by $F(\Delta_{b_i})$.

Proposition 2.30. *Let Q_1, \dots, Q_d be three dimensional cubes of the same size. Then the cubes can be embedded into \mathbb{R}^4 such that all cubes intersect at one facet and otherwise are disjoint.*

Proof. Fix a size l of the edges of the cubes. Let F be a square of size $l \times l$ embedded into \mathbb{R}^4 . Let v_1, \dots, v_d be vectors of \mathbb{R}^4 of length l orthogonal to the square F such that every two vectors of v_1, \dots, v_d are linear independent. Such vectors exist in \mathbb{R}^4 . Let Q_i be the cube defined as $\{f + \alpha v_i | f \in F, \alpha \in [0, 1]\}$. The cubes intersect at facet F : for a contradiction suppose that there are two cubes Q_i and Q_j such that $Q_i \cap Q_j \not\subseteq F$. Let x be a point of $(Q_i \cap Q_j) \setminus F$. Then $x = f_i + \alpha_i v_i = f_j + \alpha_j v_j$, where $f_i, f_j \in F$ and $\alpha_i, \alpha_j \in (0, 1]$. Since v_i is not a linear combination of v_j , the points f_i, f_j are different. The point $f_i + \alpha_i v_i - \alpha_j v_j$ belongs to F . Thus, the vector $\alpha_i v_i - \alpha_j v_j$ is parallel to F . Since f_i, f_j are different, we have $\alpha_i v_i - \alpha_j v_j \neq 0$. Since the vector $\alpha_i v_i - \alpha_j v_j$ is a linear combination of two vectors v_i, v_j orthogonal to F , the vector $\alpha_i v_i - \alpha_j v_j$ is also orthogonal to F . Thus, the vector $\alpha_i v_i - \alpha_j v_j$ is non-zero and orthogonal to itself. This is impossible in \mathbb{R}^4 , a contradiction. The proposition follows. \square

By Proposition 2.30, we can embed the cubes $Q(\Delta_{b_1}), \dots, Q(\Delta_{b_d})$ with $\Delta_{b_1}, \dots, \Delta_{b_d}$ into \mathbb{R}^4 such that all cubes $Q(\Delta_{b_1}), \dots, Q(\Delta_{b_d})$ intersect on the facets $F(\Delta_{b_1}), \dots, F(\Delta_{b_d})$ and otherwise are disjoint and the triangular configurations $\Delta_{b_1}, \dots, \Delta_{b_d}$ intersects on the triangles B^n and otherwise are disjoint. The resulting triangular configuration is the geometric representation Δ_B^C of C embedded into \mathbb{R}^4 . An example of the representation of a binary linear code that is generated by two basis vectors b_1, b_2 is depicted in Figure 19.

The proof that Δ_B^C is indeed geometric representation of C is the same as the proof in Subsection 2.2.6. This completes the proof of Theorem 1.5.

2.4 Proof of Theorem 1.4

Proposition 2.31. *Let C be a binary linear code. Then C has a 2-basis if and only if there is a graph G such that C is equal to the cut space of G .*

Proof. First, we prove that every binary linear code with a 2-basis is a cut space of a graph possibly with loops and parallel edges. Let \mathcal{C} be a binary linear code of length n with a 2-basis $B = \{b_1, \dots, b_d\}$. We define a graph $G = (V, E)$ possibly with parallel edges and loops as follows: We define the set of vertices V as:

$$V := B \cup \{u\}.$$

For $i = 1, \dots, n$; we define edge e_i as follows: If all basis codewords of B have the entry indexed by coordinate i equals to zero, we set e_i to be a loop (u, u) . If there is exactly one basis codeword $b_l \in B$ that has non-zero entry indexed by i , we set e_i to be (b_l, u) . If there are exactly two basis codewords $b_l, b_k \in B$ that have non-zero entry indexed by i , we set e_i to be (b_l, b_k) . Then the set of edges E of G is $\{e_i | i = 1, \dots, n\}$.

Let $E(v)$ be the set of edges incident with a vertex v . Let E' be a subset of E . We define the incidence vector of E' is $\chi(E') := (\chi(E')_1, \dots, \chi(E')_n)$, where $\chi(E')_i = 1$ if $e_i \in E'$ and $\chi(E')_i = 0$ otherwise. By definition, the set $B' := \{\chi(E(v)) | v \in (V \setminus \{u\})\}$ equals B . It is known fact that the set B' generates the cut space of G , for a proof see for example Diestel [2].

Now, we prove the reverse implication. Let G be a graph and let u be a vertex of G . Then the set $B' := \{\chi(E(v)) | v \in (V \setminus \{u\})\}$ is a basis of the cut space of G . Since every edge of G is incident at most with two vertices, the set B' is a 2-basis of the cut space of G . \square

Now, we finish the proof of Theorem 1.4.

Proof of Theorem 1.4. By proposition 2.31, a binary linear code \mathcal{C} has 2-basis if and only if \mathcal{C} is a cut space of a graph. By Theorem 1.3, code \mathcal{C} has representation in \mathbb{R}^3 if and only if it has a 2-basis. If code \mathcal{C} has no 2-basis. Then from Theorem 1.5 follows that \mathcal{C} has representation in \mathbb{R}^4 . \square

Proof of Corollary 1.6. It is a known fact that there is polynomial algorithm that decide if a given binary linear code is a cut space of a graph (See Seymour [8]). \square

Proposition 2.32. *Let G be a non-planar graph. Then the cycle space of G has no 2-basis.*

Proof. Follows from the Mac Lane's planarity criterion. See Mac Lane [3] or O'Neil [5]. \square

Acknowledgment

I would like to thank Martin Loebl for helpful discussions and continual support.

References

- [1] R. Courant, H. Robbins, and I. Stewart. *What is mathematics?* Oxford University Press, USA, 2 edition (5 Sep 1996).
- [2] R. Diestel. *Graph Theory*. Springer-Verlag New York, 2000.
- [3] S. Mac Lane. A combinatorial condition for planar graphs. *Fundamenta Mathematicae*, 28:22–32, 1937.
- [4] J. Matoušek, M. Tancer, and U. Wagner. Hardness of embedding simplicial complexes in \mathbb{R}^d . In *Proc. of SODA 2009*, pages 855–864.

- [5] P. V. O’Neil. A short proof of Mac Lane’s planarity theorem. *Proceedings of the American Mathematical Society*, 37:617–618, 1937.
- [6] P. Rytíř. Geometric representations of binary codes and computation of weight enumerators. *Adv. in Appl. Math.*, 45:290–301, 2010.
- [7] P. Rytíř. Geometric representations of linear codes. *submitted*, 2011.
- [8] P. Seymour. Recognizing graphic matroids. *Combinatorica*, 1:75–78, 1981.