

# On the puzzling feature of the silence of precursory electromagnetic emissions.

K. Eftaxias<sup>a</sup>, S. M. Potirakis<sup>b</sup>, and T. Chelidze<sup>c</sup>

*a. Department of Physics, Section of Solid State Physics, University of Athens, Panepistimiopolis, GR-15784, Zografos, Athens, Greece, [ceftax@phys.uoa.gr](mailto:ceftax@phys.uoa.gr).*

*b. Department of Electronics, Technological Education Institute (TEI) of Piraeus, 250 Thivon & P. Ralli, GR-12244, Aigaleo, Athens, Greece, [spoti@teipir.gr](mailto:spoti@teipir.gr).*

*c. M. Nodia Institute of Geophysics at the I. Javakhishvili Tbilisi State University, 1, Alexidze str. Tbilisi, 0171, Georgia, [tamaz.chelidze@gmail.com](mailto:tamaz.chelidze@gmail.com)*

## Abstract

It has been suggested that fracture induced MHz-kHz electromagnetic (EM) emissions, which emerge from a few days up to a few hours before the main seismic shock occurrence, in accordance with the laboratory experiments, permit a real time monitoring of damage process of last stages of earthquake preparation process, as it happens at the laboratory scale. Despite fairly abundant evidence, EM precursors have not been adequately accepted as credible physical quantities. These negative views are enhanced by the fact that certain “puzzling features” are consistently observed in candidate pre-seismic EM emissions. More precisely, EM silence in all frequency bands appears before the main seismic shock occurrence, as well as during the aftershock period. Actually, the view that “acceptance of “precursive” EM signals without convincing co-seismic signals should not be expected” seems to be reasonable. In this work we focus on this point. We examine whether the aforementioned features of EM silence are really puzzling ones or, instead, reflect well-documented characteristic features of fracture process, in terms of: recent laboratory experiments, numerical and theoretical studies of fracture dynamics, critical phenomena, percolation theory, and micromechanics of granular materials.

**Keywords:** *Preseismic electromagnetic emissions; Laboratory fracture experiments; Enigmatic preseismic electromagnetic silence; Percolation theory; Micromechanics of granular media; Memory effects.*

## 1. Introduction

In recent years, the wind prevailing in the scientific community does not appear to be favorable for earthquake (EQ) prediction research, in particular for the research of short term prediction (Uyeda et al., 2009a). Sometimes the arguments were extended to the extreme claim that any precursory activity is impossible (Geller et al., 1997). Considering the difficulties associated with such factors as the highly complex nature, rarity of large EQs and subtleties of possible pre-seismic signatures, the present negative views are not groundless. It is difficult to prove associations between any two events (possible precursor and EQ) separated in time. However, the EQs are nothing but physical phenomena, and science should have some predictive power on their future behavior, as for any physical system. Moreover, nobody denies existence of post-earthquake strain relaxation processes expressed in aftershocks, deformations, water level change. From solid state physics we know that in materials manifesting stress relaxation there is also as a rule stress buildup process with duration of the order of relaxation time. Thus if the system demonstrates strain relaxation, it should

also show strain buildup process, i.e. failure precursors (foreshocks, precursory deformations and groundwater movements)

An EQ is a sudden mechanical failure in the Earth's crust, which has heterogeneous structures. The use of basic principles of fracture mechanics is a challenging field for understanding the EQ preparation process. A vital problem in material science is the identification of precursors of macroscopic defects. Fracture induced physical fields allow a real-time monitoring of damage evolution in materials during mechanical loading. Crack merging and propagation is the basic mechanism of material failure. It has been found that micro- and macro-cracking processes are often accompanied by electromagnetic emissions (EME) and acoustic emissions (AE). More specifically, EME – AE emissions in a wide frequency spectrum ranging from the kHz to the MHz bands are produced by opening cracks, which can be considered as the so-called precursors of general fracture. Recently, improvements in the *MHz-kHz electromagnetic (EM) emission* technique have permitted a real-time monitoring of fracture process (Fukui et al., 2005; Kumar and Misra, 2007; Chauhan and Misra, 2008; Baddari et al., 1999; Baddari and Frolov, 2010; Baddari et al., 2011; Lacidogna et al., 2010; Schiavi et al., 2011; Carpinteri et al., 2012). However, MHz–kHz EM precursors are detectable not only at the laboratory but also at the geological scale; a stressed rock behaves like a *stress-EM transducer* (Sadovski, 1982; Hayakawa and Fujinawa, 1994; Gokhberg, et al., 1995; Hayakawa, 1999; Hayakawa and Molchanov, 2002; Eftaxias et al., 2007; 2011, 2012). The idea that fracture induced MHz-kHz EM fields should also permit the monitoring of the gradual damage of stressed materials in the Earth's crust, as it happens at the laboratory experiments, in real-time and step-by-step, is justified: the aspect of self-affine nature of faulting and fracture is well documented. An interesting experimental research would be the parallel monitoring of the corresponding observable manifestations of both laboratory and geophysical scale fracture phenomena. Based on this idea we have installed a field experimental network using the same instrumentation as in laboratory experiments for the recording of geophysical scale EME. An exemplary telemetric station, as part of this network has been established in Zante Island (Greece) since 1994, mainly aiming to the detection of kHz-MHz EM precursors (see Sec. 2).

“Are there credible EM earthquake precursors?” This is a question debated in the science community (Eftaxias, 2011). Despite fairly abundant evidence, EM precursors have not been adequately accepted as real physical quantities (Morgounov and Shakhraman'yan, 1996; Morgunov, 1999; Uyeda, 2009a). There may be legitimate reasons for the critical views. The degree to which we can predict a phenomenon is often measured by how well we understand it. However, many questions about fracture processes remain standing. Especially, many aspects of EQ generation still escape our full understanding. Kossobokov (2006) emphasizes that “*No scientific prediction is possible without exact definition of the anticipated phenomenon and the rules, which define clearly in advance of it whether the prediction is confirmed or not*”. We bear in mind that whether EM precursors to EQ exist is an important subject not only for EQ prediction but also for understanding the physical processes of EQ generation. The thorough understanding of EM precursors in terms of physics is a path to achieve deeper knowledge of the last stages of the EQ preparation process, and thus a path to more credible short-term EQ prediction. A *seismic* shift in thinking towards basic science will lead to a renaissance of strict definitions and systematic experiments in the field of EQ prediction.

As it was mentioned, there may be legitimate reasons for the critical views concerning the reliability of EM precursors. These negative views are enhanced by the fact that specific “puzzling features” are systematically observed in candidate pre-seismic EM emissions. More precisely:

- (i) EM silence in all frequency bands appears before the main seismic shock occurrence.
- (ii) EM silence is also observed during the aftershock period.

Really, the view that “acceptance of “precursive” EM signals without convincing co-seismic signals should not be expected” seems to be reasonable. In this work we focus on this point. We examine whether the aforementioned features of EM silence are really puzzling ones or, instead, reflect well-documented characteristic features of fracture process.

The main concept is to investigate whether laboratory experiments reproduce these “puzzling features”. The effortlessly arising question is whether this effort is justified. Under normal conditions it is practically impossible to monitor (much less to control) the states of stress and strain in the lithosphere and their time variation. Furthermore, it is not possible to repeat field experiments under controlled conditions. Thus, the main requirements for a physical experiment are not present. *One approach to this problem is to model seismicity in the laboratory by means of AE and EME in artificial and natural materials* (Mogi., 1962a, b; Mogi, 1985; Ohnaka, 1983; Ohnaka and Mogi, 1982; Scholz, 1968; Scholz et al., 1973; Scholz, 1990; Sobolev et al., 1995; Ponomarev et al., 1997; Ohnaka, M., and Shen, 1999; Sobolev and Ponomarev, 2003; Muto et al., 2007; Kuksenko et al., 1996, 2005, 2007, 2009; Lei and Satoh, 2007). It has been early suggested that “*the mechanism of EQs is apparently some sort of laboratory fracture process*” (Mogi, 1962a, b; Scholz, 1968). Recently, the aspect of self-affine nature of faulting and fracture is widely documented from analyses of data from both field observations and laboratory experiments (Zavyalov et al., 1988; Gabriellov et al., 1999; Kuksenko et al., 2007; Davidsen and Schuster, 2002; Lockner et al., 1992; Diodati et al., 1991; Kaporis et al., 2004). A number of studies indicate a similarity of the statistical properties of the laboratory seismicity in terms of AE and EME on one hand, and seismicity on geological scale on the other hand, in the spatial, temporal, and energy domains. Characteristically, it has been found that the distribution of AE / EME pulses over energy obeys a power law, namely, corresponds to the Gutenberg-Richter frequency-magnitude relation. Other studies found that AE has a spatial fractal structure typical of seismicity as well. Focal mechanism solutions of AE are similar in type to those of EQ foci. Studies of time sequences of AE / EME pulses reveal effects typical of EQ sequences. The statistical self-similarity of seismicity, as well as the positive results achieved in laboratory modeling of EQ sources and their preparation, lends credence to laboratory modeling of EQs. *Therefore, we really have the opportunity to ask the following important question: “Can we identify accordance between the lab and field by means of the two above mentioned puzzling features?”*

Of course, it is a risky practice to extend findings rooted in laboratory experiments to the geophysical scale. However, one cannot ignore the comparison between failure precursors at laboratory and geophysical scales, especially taking into account the

ubiquitous power law in fracture process, i.e., self-similarity between fracture patterns on various scales.

The remaining of this contribution is organized as follows. Sec. 2 provides information about the experimental infrastructure of the exemplary field experimental station of Zante. Sec. 3 presents briefly the two-stage model for the earthquake generation process upon which the presented analysis is based. The observed feature of MHz EME silence before the EQ occurrence is investigated in Sec. 4, while a justification of the kHz EME silence is attempted in Sec. 5. The EME silence at all frequency bands observed during the aftershock period is examined in Sec. 6. Sec. 7 presents an approach to the observed EME silence feature from the percolation theory of fracture point of view, while Sec. 8 discusses the silence feature observed in other precursory signals. Finally, the conclusions are summarized in Sec. 9.

## **2. The Zante field experimental station**

Since 1994, a telemetric remote station has been installed at Zante Island in the Ionian Sea (western Greece, see Fig. 1). The main aim of this station is the detection of kHz-MHz EM precursors. Zante Island is located at a region of high tectonic activity, right on the Hellenic Arc. The telemetric station has been installed on a carefully selected mountainous site at the south-west of the island ( $37.76^{\circ}$  N– $20.76^{\circ}$  E) providing at the same time very low background EM noise and high earth conductivity. The magnetotelluric and magnetic prospection, showed that the deep geoelectrical structure beneath the station is of 1D symmetry and very conductive ( $\rho \approx 10\Omega\text{m}$ ), while the upper is of 2D symmetry with characteristic principal axis strike direction  $N35^{\circ} \pm 5^{\circ}W$  (Eftaxias et al., 2001; Antonopoulos, 1996; Makris et al., 1999). The station has been operated during two periods: (i) a trial / calibration period from December 1994 to December 1995, and (ii) the regular acquisition period from September 1998 to date.

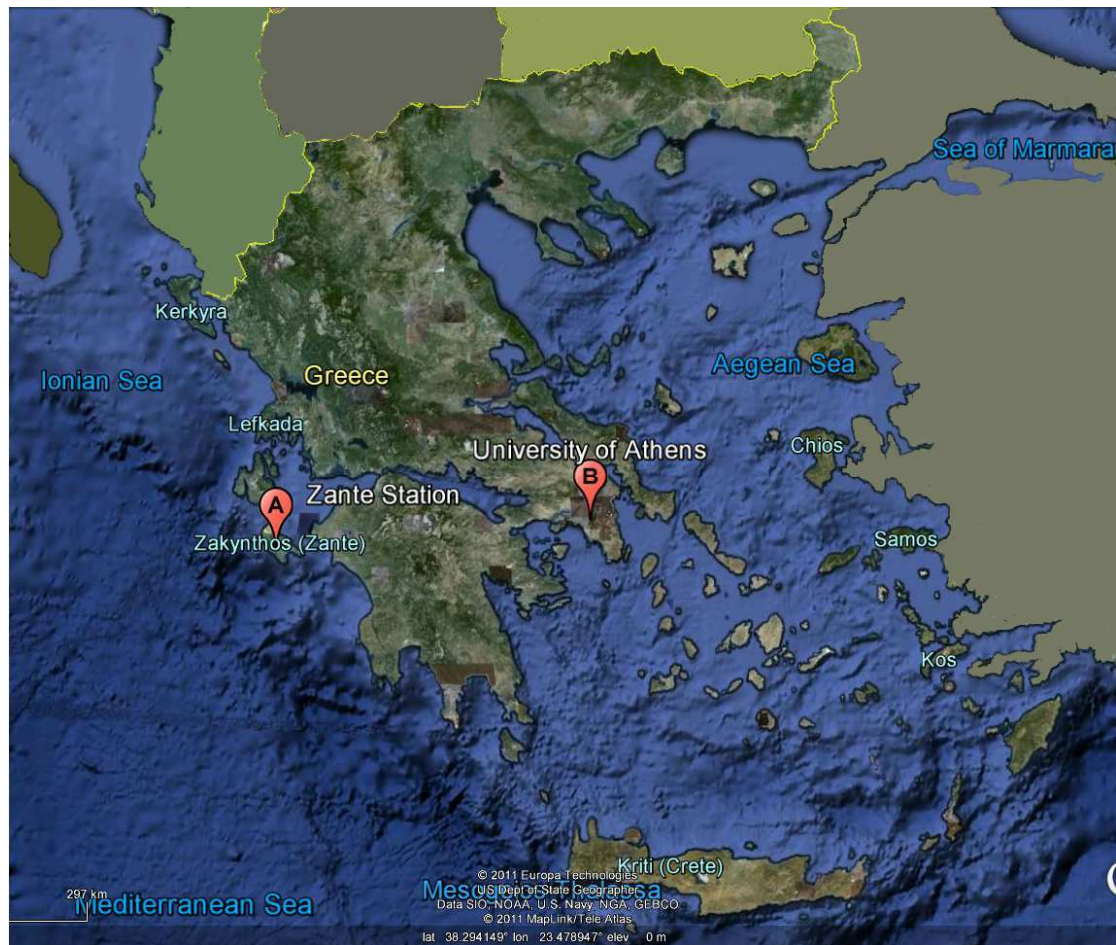


Fig. 1. The positions of the remote telemetric station of Zante and the central station of the University of Athens are shown on the map by the red indicators A and B, respectively.

The central station where the telemetric station is sending the acquired data is located at the Physics Department of the University of Athens ( $37.97^{\circ}$  N– $23.78^{\circ}$  E), approximately 267km away to the east (see Fig. 1). A powerful server has been installed there, in order to collect the data from the field station. The communication between the field station and the central station has been established via dial-up modems. ADSL was not utilized because such communication option is not yet available at the location of the field station, while the available GPRS Technology could raise the background EM noise level.

The data logging technique has been adopted for the recording of the electromagnetic signals. The measurements data collected at the field station through the data-logger system are first stored in ASCII format, in files of one-hour duration. Then the files are packed as zip files and moved into a directory, ready to be sent to the central station. The data transfer circle comprises of connection establishment, authentication, clock synchronization, data transfer, correct receipt acknowledgement, connection termination. It is repeated every hour, during which the field station clock is synchronized to the central station server's clock (which is constantly synchronized over the internet). If a transfer fails for any reason the full procedure is reattempted for several times, every few minutes. It should be noted that the maximum storage

capability of the data-logger is more than two days' measurements, providing enough time for possible fault detection and correction without loss of data. The exact hour and minute of each successful file transfer to the central station is used as an indicator of the quality of communication.

The complete measurement system comprises of (i) six loop antennas detecting the three components (East-West (EW), North-South (NS), and vertical) of the variations of the magnetic field at 3 kHz and 10 kHz respectively; (ii) three vertical  $\lambda/2$  electric dipole antennas detecting the electric field variations at 41, 54 and 135 MHz respectively, and (iii) two Short Thin Wire Antennas (STWA) of 100 m length each, lying on the Earth's surface, detecting ultra low frequency (ULF) ( $<1$  Hz) anomalies, rooted in a preseismic lithosphere-atmosphere-ionosphere (LAI) coupling, in the EW and NS directions respectively. The recorded frequencies (3 kHz, 10 kHz, 41 MHz, 54 MHz and 135 MHz) were selected in order to minimize the effects of the man-made noise, based on the spectrum allocation legislation as well as on in-situ measurements at the specific mountainous area of Zante. The block diagram of the measurement configuration is shown in Fig. 2. All the EM time-series are sampled once per second, i.e., with a sampling frequency of 1 Hz.

*Such an experimental setup helps to specify not only whether or not a single EM anomaly is preseismic in itself, but also whether a sequence of EM disturbances at different frequencies, which are emerged one after the other in a short time period, could be characterized as preseismic.* Such clear EM precursors have been detected over periods ranging from approximately a week to a few hours prior to catastrophic EQs that occurred in Greece or Italy (e.g., Eftaxias et al., 2000, 2001, 2002, 2007, 2009; 2010; Kaporis et al., 2004; Contoyiannis et al., 2005, Karamanos et al., 2006; Papadimitriou et al., 2008; Eftaxias, 2009, 2011; Potirakis et al., 2011, 2012a, 2012b, 2012c; Minadakis et al., 2012a, 2012b). We emphasize that the detected precursors were associated with EQs that: (i) occurred in land (or near coast-line), (ii) were strong, i.e., with magnitude 6 or larger, and (iii) were shallow.

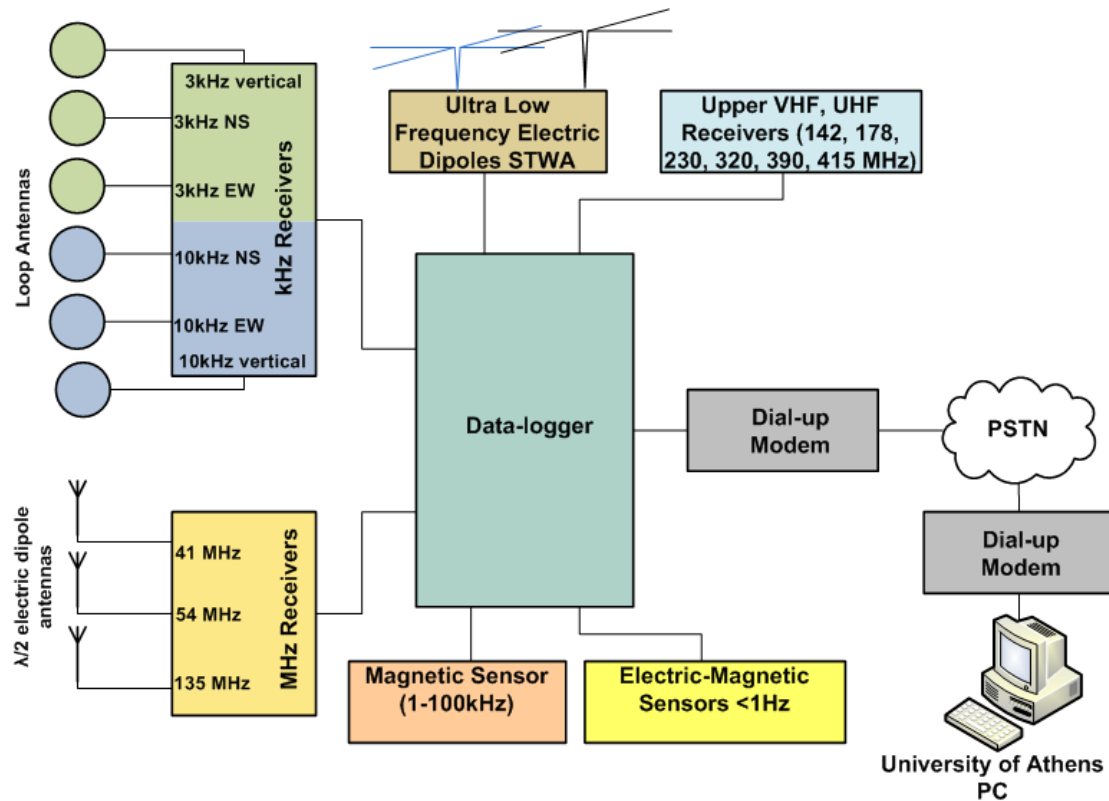


Fig. 2. The block diagram of the measurement configuration installed at the Zante remote telemetric station. EM emissions in the kHz and MHz bands are acquired and regularly forwarded to the central telemetric station of the University of Athens through PSTN.

### 3. Two stage model of earthquake dynamics by means of MHz-kHz EM emissions

Based on the above mentioned concepts, we have studied the possible seismogenic origin of the MHz-kHz anomalies recorded prior to significant surface EQs that occurred in land, trying to answer to three fundamental questions: (1) “How can we recognize an EM observation as a preseismic one?” (2) “How can we link an individual EM precursor with a distinctive stage of the EQ preparation process?” (3) “How can we identify precursory symptoms in EM observations that indicate that the occurrence of the EQ is unavoidable?” The second question is the basic one. The answers to the other two questions should be rooted in the answer of the second one. Seiya Uyeda emphasizes that “EM phenomena associated with EQs would be recognized as real EQ precursors only when the physical mechanism of their origin would be clarified” (Pulinets and Boyarchuk, 2005). Recently, Cicerone et al. (2009) have presented a systematic compilation of EQ precursors. Two major criteria were used by the authors to select the earthquake precursors. The first criterion used for the selection of the earthquake precursory observables was the reported existence of credible scientific evidence for anomalies in the observables prior to at least some earthquakes. The second criterion was the constitution of accepted physical models to explain the existence of the precursor. As it was mentioned, Kossobokov (2006) emphasizes that “No scientific prediction is possible without exact definition of the

*anticipated phenomenon and the rules, which define clearly in advance of it whether the prediction is confirmed or not”.*

The basic information that guided our thinking was the following well-established evidence. An important feature, observed both at laboratory and geophysical scale, is that the MHz radiation consistently precedes the kHz one, indicating that these two emissions correspond to different characteristic stages of the fracture / EQ preparation process (Kumar and Misra, 2007; Qian et al., 1994; Baddari and Frolov, 2010; Eftaxias et al., 2001 and references therein). Based on laboratory experiments by means of AE, Baddari and Frolov, (2010) suggest that *the observed quiescence during the transition from the MHz to kHz EM emission signalizes the transition from the lower to higher levels of cracking*. In consistency, laboratory experiments in the frame of mesomechanics, support the concept that the consecutively emerging MHz and kHz EM modes at large scale may signalize the transition of plastic flow localization from the meso-scale to the macro-scale, culminating in global fracture (Eftaxias et al., 2007). Our studies have verified that the MHz and kHz EM physical fields refer to completely different fracture mechanisms. We have introduced the following two-stage model (Kapiris et al., 2004; Contoyiannis et al., 2005; Contoyiannis and Eftaxias, 2008; Papadimitriou et al., 2008; Eftaxias et al., 2007, 2010; Eftaxias 2011 and references therein):

*(1) The initially emerging MHz EM field originates from the cracking in the highly heterogeneous material that surrounds the backbone of asperities, distributed along the stressed fault sustaining the system.*

*(2) The abrupt emergence of strong avalanche-like kHz EME is thought to be due to the fracture of the family of the asperities themselves.*

### **3.1 Focus on MHz EM field.**

In analogy to the study of critical phase transitions in statistical physics, it has been argued that the fracture of heterogeneous materials could be viewed as a critical phenomenon either at the laboratory scale or at the geophysical scale. The observed scaling laws associated with EQs have led a variety of researchers to the conclusion that EQs can be regarded as a type of generalized phase transition, similar to the nucleation and critical phenomena that are observed in thermal and magnetic systems (Chelidze, 1982; Allegre et al., 1982; Rundle, 1989; Sornette and Sornette, 1990; Herrmann and Roux, 1990; Sornette and Sammis, 1995; Bowman et al., 1998; Kossobokov et al., 1999; Sornette, 2000; Guarino et al., 2002; Rundle et al., 2003 and references therein) We have shown that the dynamics of the MHz EM emissions is characterized by antipersistency, namely, a negative feedback mechanism that “kicks” the crack-opening rate away from extremes, while, the heterogeneity leads to this behavior (Kapiris et al., 2004; Contoyiannis et al., 2005). This evidence guided us to examine whether the observed precursor EM field can be described in analogy with a thermal, continuous, second order transition in equilibrium. Importantly, previous studies led to such a study. Characteristically, Sornette and Andersen (1998) and Gluzman and Sornette (2001) argue that brittle rupture is analogous to a critical point phenomena rather than the metastability of a first-order phase change. Moreno et al. (2000), using the global fiber bundle as a tractable scheme of progressive fracture in heterogeneous materials, conclude that fracture in heterogeneous systems with long-range interaction can be described as a phase transition of the second-order type. We



note that other researchers have associated brittle rupture with a first-order phase transition (Buchel and Sethna, 1997; Kun and Herrmann, 1999; Rundle et al., 2003 and references therein). This is still an open problem. Recently, we have shown that the pre-seismic MHz EM emission can be described as analogous to a thermal continuous phase transition (Contoyiannis et al., 2005). Combining ideas of: Levy statistics, nonextensive Tsallis statistical mechanics, and criticality with features hidden in the precursory MHz time-series we showed that a truncated Levy walk type mechanism can organize the heterogeneous system to criticality (Contoyiannis and Eftaxias, 2009). We underline that, the MHz EM anomaly includes the crucial feature of “symmetry breaking” of critical phenomena. This feature permits the real-time, step-by-step monitoring of the damage evolution of the heterogeneous component in the focal area during mechanical loading. Indeed, our analysis reveals the following consecutive rupture process epochs as the EQ approaches (Contoyiannis et al., 2005; Eftaxias, 2011): (i) The critical epoch (critical window) during which the short-range correlations between the opening cracks evolve to long-range ones. (ii) The epoch of the “symmetry breaking” occurrence, namely, the transition from the phase of non-directional, almost symmetrical, cracking distribution to a directional localized cracking zone. (iii) The integration of the “symmetry breaking”. The rupture process has been obstructed at the boundary of the backbone of strong asperities. We note that, unlike the MHz EM anomalies, the kHz EM anomalies could not be described in analogy with a continuous thermal phase transition or by a truncated Levy mechanism. *We have proposed that the appearance of a MHz EM anomaly due to its nature is a necessary but not a sufficient requirement for the EQ occurrence.* We suggested that the integration of “symmetry breaking” simply means that the “siege” of asperities has already been started. The abrupt emergence of strong avalanche-like kHz EME activity reveals the fracture of asperities, if and when the local stress exceeds their fracture stress.

The aforementioned results not only clearly discriminate the recorded MHz anomalies from the background EM noise, but are consistent with the endorsement of the MHz EM anomaly as reflection of an underlying fracture process of a heterogeneous medium.

### 3.2 Focus on kHz EM field

The notably crucial character of the aforementioned suggestion, namely, the abrupt emergence of strong avalanche-like kHz EME activity reveals the fracture of asperities sustaining the system, implying that *the occurrence of the ensuing EQ is unavoidable as soon as kHz EME have been observed*) requires a strong support by well established fundamental arguments. Based on physically powerful arguments we have satisfied this requirement.

First, based on a multidisciplinary statistical analysis we have shown that the kHz EM time series is characterized by the following crucial symptoms of an extreme phenomenon (Eftaxias 2011 and references therein): (1) High organization or high information content. Tools of information theory, concepts of entropy rooted in the extensive and nonextensive Tsallis statistical mechanics, and measures of complexity have been used in order to identify the aforementioned features (Shannon n-block entropy, Shannon n-block entropy per letter, conditional entropy, entropy of the source, Kolmogorov-Sinai entropy, T-entropy, Approximate Entropy (ApEn), Fisher Information, Correlation Dimension, R/S analysis, Detrended Fluctuation Analysis,

Fractal Dimension, and finally fractal wavelet spectral analysis). (2) Strong persistency, indicating the presence of a positive feedback mechanism in the underlying fracto-EM mechanism that leads the systems out of equilibrium. (3) Absence of any footprint of a second order transition in equilibrium or truncated-Levy- walk type mechanism. (4) Existence of clear preferred direction of fracture activities (Potirakis et al., 2012c). According to description of laboratory experiments and seismicity observations, acoustic emission and seismicity hypocenters tend to concentrate close to the nodal plane of a future main rupture (Mogi, 1968; Scholz, 1968; Ponomarev et al, 1997).

The aforementioned results not only clearly discriminate the recorded kHz anomalies from the background EM noise, but are consistent with the endorsement of the kHz EM anomaly as reflection of an underlying extreme event.

Nevertheless, from our point of view even the aforementioned multidisciplinary analysis per se does not link the kHz EM phenomenon with the fracture of asperities. The aforementioned statistical results are likely to offer *necessary but not sufficient criteria* in order to recognize a kHz EM anomaly as indicator of the fracture of asperities. The crucial question was whether different approaches could provide additional information that would allow one to accept that the kHz EM anomalies signalize the fracture of asperities.

**Our proposal:** *The basic information that guided our thinking was the following well established evidence: Despite the complexity of fracture process, there are universally holding scaling relations. The aspect of self-affine nature of faulting and fracture is widely documented. From our point of view, universal structural patterns of fracture process should be included into a precursor associated with the fracture of asperities.*

We have shown that our suggestion is satisfied. We have proved that the activation of a single fault by means of the associated kHz EM radiation behaves as a reduced image of the regional seismicity covering many faults and a reduced image of laboratory seismicity in terms of acoustic or EM emission, correspondingly. The hitherto published relevant arguments are based on analyses in terms of (Eftaxias 2011 and references therein): (1) *Gutenberg-Richter law*, which describes the population of “electromagnetic earthquakes” included in an observed kHz EM anomaly with exponent similar to the obtained for real laboratory measurements, theoretical predictions or computer simulations even with EQs. (2) *Non-extensive model of EQ dynamics which leads to a non-extensive Gutenberg-Richter-type law*. This law describes the population of “EM-EQs” with non-extensive  $q$  – parameter similar to the obtained for EQs and laboratory seismicity by means of AE. (3) *The aspect of universal fractional Brownian motion spatial profile in natural rock surfaces*, since we have shown that the observed kHz EM time series really follows the persistent fBm model. (4) *The aspect of universal spatial roughness of fracture surfaces*, where the universal indicator of surface roughness has been proved to characterize the roughness of the profile of a seismogenic kHz EM time series. (5) *Fault modeling*, since the observed kHz EME have been proved, by means of energy, information content (Fisher information) and organization, to be consistent with the fault modeling of the occurred EQ as resulted by studies from different disciplines, (6) *Fractal-electrodynamics*, through the notion of fractal radiating geo-antenna. (vi) *Laboratory experiments in the frame of meso-mechanics*, proving that the consecutively emerging MHz and kHz EM modes at large scale may signalize the

transition of plastic flow localization from the meso-scale to the macro-scale, culminating in global fracture.

#### **4. Is the observed pre-seismic MHz EME silence a puzzling feature?**

The consistently observed pre-seismic silence of the MHz EME is fully understood in the frame of the above mentioned two-stage model of EQ generation: this emission stops when the fracture of the heterogeneous material has been completed and the stresses siege the family of strong and large asperities; the preparing EQ will occur if and when the local stress exceeds the fracture stresses of these strong entities. Accumulated experimental and theoretical evidence supports this proposal, as follows.

##### **4.1 Arguments by means of laboratory experiments**

Laboratory experiments strongly justify the appearance of MHz silence prior to global failure. Laboratory studies by means of AE and EME reveal that the MHz activities are rooted in earlier lower levels of fracture in comparison to that of kHz activity. Recent laboratory experiments also show a silence which corresponds to the transition from the lower (MHz EM emission) to the higher levels of cracking (kHz EM emission) and consequently to an avalanche-like crushing of barriers in the course of the expanding failure (Baddari and Frolov, 2010), while experimental studies by means of mesomechanics support the former consideration (Eftaxias et al., 2007).

##### **4.2 Arguments by means of foreshock activity**

We recall that the precursory MHz EM phenomenon can be described by means of a second order thermal phase transition in equilibrium. It is reasonable to accept that such a phenomenon should be associated with a stage of the EQ preparation process which precedes of the final stage of fracture where the extreme seismic event is formed. Consequently, it might be deduced that the observed pre-seismic MHz EM silence before the seismic shock occurrence reflects a well established precursory feature of fracture process. However, the foreshock activity and the precursory fracture induced MHz EM emission constitute two sides of the same coin. A question which logically arises is whether the foreshock activity during the last week before the main shock occurrence also behaves as a critical phenomenon. Recent modern analyses lead to a positive answer.

Well documented low frequency ( $\leq 1$  Hz) preseismic anomalous transient telluric current signals (SES), which are practically synonyms for geo-electric potential differences, have been observed in Greece and Japan (Varotsos, 2005; Varotsos et al., 2011; Orihara et al., 2012). These signals are typically detected from a few months up to several hours before the EQ event (Varotsos et al., 2003a, b, 2011). It has been suggested (Varotsos and Alexopoulos, 1986) that these signals are emitted before fracture when the stress reaches a critical value in the focal area (Varotsos et al., 2011 and references therein). A new analysis method, based on the concept of “natural time” introduced by Varotsos, applied on the foreshock activity which follows the appearance of anomalous transient telluric current signals provides quite accurate estimations concerning the time and place of occurrence for significant EQs. Varotsos and associates have repeatedly verified (Varotsos et al., 2001, 2005, 2006a and supplements; Uyeda et al., 2009b Varotsos et al., 2011 and references therein) that

when well documented conditions by means of the *natural time* concept are satisfied for the foreshock activity, after the appearance of SES activity, then a significant EQ follows. We note that a sequence of MHz-kHz EM anomalies have been observed in Greece before a significant EQ in the time window predicted by the analysis of the recorded SES anomaly (Eftaxias et al., 2000). We pay attention to the following finding: according to the *natural time* approach, the foreshock seismic activity that occurs in the region around the epicenter of the oncoming significant shock *a few days up to one week* before the main shock occurrence, behaves as a critical phenomenon, as it happens with the MHz EM phenomenon which emerges during the same period. *This experimental result strongly supports the hypothesis that the observed MHz EM silence before the global instability occurrence is an expected and non-puzzling feature in the frame of fracture process.*

In the following paragraph we attempt to explain the observed MHz EM silence based on the pioneering work of Chelidze, which first studied the EQ preparation process by means of the percolation theory (Stauffer, 1985).

### 4.3. Arguments by means of percolation theory

It has been shown that the problem of fracture of heterogeneous media corresponds mathematically to problems of the *percolation theory*, which describe quantitatively the connectivity of components in a non-homogeneous system (Chelidze, 1980a,b, 1982, 1987, 1993; Chelidze et al., 2006; Arbadi and Sahimi 1990). It appears that the elastic modulus,  $M$ , decreases from the initial value for an intact lattice over nearly five orders of magnitude according to the expression  $M \propto M_0 (x - x_{cr})^{3.6}$  where  $x$  is the current concentration of breakages,  $x_{cr}$  is the percolation threshold for given finite system, and  $x_{cr} = 0.494$ . Arbadi and Sahimi (1990) have studied models of mechanical breakdown in disordered solids by large-scale Monte-Carlo simulations. Their results show that the Young's modulus  $Y$  reduces to zero well before the total breaking of bonds, namely, when the fraction  $p$  of the unbroken bonds is approximately 0.2. Near the failure point  $p_c$ , the elastic modulus  $M$  obey the well-defined universal power law,  $M \propto (p - p_c)^\alpha$  where  $\alpha$  is a critical exponent (see Fig. 1 in (Arbadi and Sahimi, 1990)). A model of elastic wave emission and amplitude distribution during failure has been developed (Chelidze and Kolesnikov, 1984; Chelidze 1993) which assumes that the emergence of a new defect is associated with an emission event and that the (conventional) emission amplitude  $A_c$  generated by each elementary event depends directly on the increment of the size of the resulting defect cluster, induced by this single event,

$$A_c = A_0 \left( \left( \sum_{i=1}^{k+1} s_i \right)^2 - \sum_{i=1}^k s_i^2 \right)^{1/2} \quad (1)$$

where  $k$  is the number of clusters linked by the elementary defects,  $s_i$  is the number of sites in the  $i$ -th merging cluster, and  $A_0$  is a conventional amplitude generated by the nucleation act of a single isolated defect. Later this result was obtained also by Kanamori and Brodski (2004). According to (1) amplitude of emission should increase with approaching percolation threshold as merging of large clusters generates

larger dynamical event. Numerical experiments show that the amplitude spectrum of the quantity  $A_c$  possesses basic characteristics of the acoustic emission of fracture, namely the increase of mean amplitude, the growth of the amplitude dispersion as the percolation threshold is approached (Chelidze, 1986, 1993). On the other hand  $A_0$  takes into account the current elastic modulus  $M$ , of the system,  $A_0 = f(M)$ , where  $M \propto (p - p_c)^\alpha$  .i.e.  $M$  and correspondingly,  $A_0$  also change with increase of damage  $p$ , namely  $M$  decreases according to power law Chelidze (1993). Physical experiments involving artificial sequential damaging of the plastic lattice confirm the validity of the expression  $M \propto (p - p_c)^\alpha$  with  $\alpha = -3.6$  (Chelidze et al., 1990).

A theoretical expression for energy emission,  $\Delta E$ , at the addition of one damaged site, expressed by means of fundamental percolation functions, is given in (Chelidze 1986), where  $\Delta E$  is calculated as a derivative of the mean size of finite clusters,  $s$ :

$$\Delta E = \frac{d}{dp} \sum_s s^2 n_s(p) / \sum_s s n_s(p) = p \frac{ds(p)}{dp} + s(p) = \left( \sum_{i=1}^{k+1} s_i \right)^2 - \left( \sum_{i=1}^k s_i^2 \right) \quad (2)$$

where  $n_s$  is the number of clusters of size  $s$  and at differentiating we take into account that for  $p < p_c$  the sum  $\sum_s s n_s(p) = p$ .

For  $p \rightarrow p_c$  we get:

$$\Delta E \approx |p - p_c|^{-(\gamma+1)} = s(1 + L_R) \quad (3)$$

where  $L_R$  is the average number of cutting (“red”, single) bonds in an incipient Infinite Cluster (IC) (Chelidze and Kolesnikov 1984). The same approach has been used by Sammis and Sornette (2002) and they obtained similar expressions for  $\Delta E$ . In the above treatment the elastic modulus  $M$  of the system was considered as a constant, so it was actually ignored. This is true on the first stage of fracture process, when the cracks form relatively small finite clusters, which can be considered as isolated soft inclusions in the (globally) rigid medium. Very close to modulus depends on the concentration of defects  $p$ .

So the expression for emitted energy for  $p \rightarrow p_c$  taking into account that  $M$  is function of  $p$  can be written as:

$$\Delta E \approx \frac{dM}{dp} |p - p_c|^{-(\gamma+1)} \approx \alpha |p - p_c|^{\alpha-1} |p - p_c|^{-(\gamma+1)} \approx \alpha |p - p_c|^{\alpha-\gamma-2} \quad (4)$$

This clarifies that the drastic decrease of elastic modulus on the last stage of fracture of an heterogeneous medium can significantly change the emission pattern described by Eq. (1), because the “standard amplitude”  $A_0$ , which includes the elastic characteristics of media, should also diminish when approaching percolation threshold. Then, if the decrease of  $A_0$  dominates over the increase of the second (right-hand) factor of Eq. (1) during the final stage of fracture, the mean amplitude of emission can even decrease with defect proliferation. This can cause apparent silence

before mechanical collapse. Therefore, the appearance of silence in the MHz EM band is an expected feature by means of mechanical percolation theory.

In summary, accumulated laboratory experimental and theoretical evidence support the consideration that the observed pre-seismic MHz EME silence is a well expected phase of the EQ preparation process and not a puzzling feature.

## **5. Is the observed pre-seismic kHz EME silence a puzzling feature?**

The KHz EM emission is consistently launched in the tail of fracture process both at the laboratory and the geophysical scale. Therefore, its absence during the EQ occurrence constitutes the most puzzling feature in the study of EM precursors. Its puzzling character is enhanced by the following two arguments. First, in the frame of the two-stage model of EQ preparation process of Sec. 3, the kHz EM field is associated with the fracture of the asperities sustaining the system. Thus, the kHz EM emission could be expected to be radiated during the EQ occurrence. Second, laboratory studies reveal that the electromagnetic and acoustic emissions are two sides of the same coin. Therefore, since AE are observed up to the instant of the fracture occurrence (macroscopic failure), one could expect that EME should be observed during the global instability too.

In general, the onset time of EME is found to coincide with the start of the AE at the laboratory scale. This reveals that the EME are truly associated with micro-cracking in the material. However, recent laboratories studies divulge that AE are observed which are not accompanied by EME and vice versa (e.g. Yamada et al. 1989; Rabinovitch et al., 1995; Morgounov, 2001; Mori et al., 1994, 2004a, b, 2006, 2009; Mori and Obata, 2008; Lacidogna et al. 2010; Carpinteri, 2012). Large-amplitude AE are not necessarily associated with EM and the other way around (see Fig. 8 in Yamada et al., 1989, Fig. 6 in Morgounov, 2001; Baddari and Frolov, 2010). Characteristically, in order to understand the physical mechanism of the anomalous EME observed before earthquakes, Yamada et al. (1989) carried out laboratory experiments on EME and AE radiated from a rock. Only ten to twenty percent of the AE detected during the experiment were associated with EME. Simultaneous laboratory measurements of AE and EME have been conducted by Mori and co-workers (Mori et al., 1994, 2004a, b; Mori and Obata, 2008). They also found two categories of AE signals, namely, AE signals which are associated with EM signals and AE signals which are not associated with EM signals. Baddari et al. (2011) have presented a thorough study of the dynamics of EME and AE regimes during failure of complex macrosystems using rock blocks. Importantly, they emphasize that an inequality in the intensities of AE and EME was observed. The kHz acoustic and EM quiescence were recorded during different phase of block deformation. They found that the high decrease of EME is accompanied by the increase of the AE intensity; on the contrary, during the acoustic silence, a high EME is recorded.

*The aforementioned experimental results suggest that EME and AE represent different phases of the destruction process and the combination of both emissions is important for the study of failure kinetics. We focus on this strong laboratory evidence.*

Several atomic models have been put forth to explain the origin of EM emission. Consider in particular the “movement of charged crack surfaces” (see Section II in

Contoyiannis et al., 2005 and references therein). In this model, when a crack opens the rupture of interatomic bonds leads to intense charge separation. Direct evidence of a surface charge of opposite polarity on fresh fracture surfaces has been provided by experimental studies. Simultaneous measurements of the electron, ion, and photon emission fracto-emission accompanying fracture support the hypothesis that charge separation accompanies the formation of fracture surfaces. On the faces of a newly created crack, the electric charges constitute an electric dipole or a multi-pole of higher order and due to crack wall motion EM radiation is emitted. Crack motion in fracture dynamics has recently been shown to be governed by a dynamical instability, which causes oscillations in the crack velocity and structure on the fracture surface. Evidence indicates that the instability mechanism is local branching, i.e., a multi-crack state is formed by repetitive, frustrated micro-fracturing events. Laboratory experiments show intense EM fracto-emission during this unstable crack growth. If the above mentioned interpretation is correct, the production of new fresh surfaces / rupture of bonds, due to cracking in the material, constitutes a *necessary* condition for the generation of EME.

Mori and his colleagues emphasize that, the AE signal which is associated with EM signal is generated due to the creation of new fresh surfaces. On the contrary, AE signals which are not associated with EM signals are rooted in *frictional noises* due to the contact and/or the frictional slip/rolling between the pre-formed fracture surfaces (Mori et al., 1994, 2004a, b; Mori and Obata, 2008).

Cracks can appear in solids under stress mainly in two different geometrical modes, tensile and shear. In the tensile mode, the displacements during the opening of crack are perpendicular to the fracture propagation. On the contrary, in the shear mode the displacements are in the same direction as that of the crack propagation. Due to the fact that tensile fracture mode leads to larger distances between the surface charges, compared to the shear mode, it has been proposed that an opening tensile crack behaves as a more efficient EM emitter (Yamada et al., 1989; Mori and Obata, 2008; Baddari et al., 2011). Of course, the shear sourced EME should not be omitted; a certain separation between oppositely charged surfaces is guaranteed even in shear fracture (Lacidogna et al., 2009, 2010, 2011). However, the EME is more sensitive to generation of tensile cracks than of shear cracks.

*The aforementioned concepts justify the suggestion that EME and AE generally correspond to different phases of the destruction process.* Guided by this conclusion, we discriminate two different consecutive phases of the destruction process at the last stage of the earthquake preparation process, as follows: the first phase refers to the emerged strong impulsive EME, and the second to the appearance of EM silence.

**Focus on the first phase:** In Sec. 3 we have reported accumulated evidence supporting the proposal that the observed kHz EME is rooted in the fracture of multi-asperity system distributed along the activated fault. We do expect, on mechanical grounds, that the large EQs will nucleate on the strong rocks. Only strong asperities can store sufficient stress to produce a rupture that will not be easily stopped (Sornette, 1999). This scenario has been verified in block-spring models with heterogeneous friction along the fault (Sornette, 1999 and references therein). The above mentioned experimental results indicate that the fracture of the multi-asperity

system is occurring via a *tensile-mode process*, since this kind of fracture process emits intense EME. This notion is consistent with laboratory studies which clearly suggest that the *formation of the macroscopic fracture plane* is more likely to be the result of a tensile than a shear process (Hallbauer et al., 1973). The emission of intense EM during the fracture of asperities is consistent with the high index of brittleness and high strength that characterize the main asperities. Indeed, laboratory studies performed by Fukui et al. (2005), Carpinteri (1986; 1989; 1990; 1994) and Hudson et al. (1972) show that the higher of brittleness index is the stronger the emitted EME is, while *an increase of Young modulus and strength also enhances the EME amplitude* (Rabinovitch et al., 2002; Nitsan, 1977; Gol'd et al., 1975; Khatishvili, 1984; Frid et al., 1999, 2000; Fukui et al., 2005). Therefore, laboratory studies support the hypothesis that the first phase is characterized by the *tensile* fracture of high index of brittleness *and strength* asperities which produce a population of efficient kHz EM emitters. A population of efficient kHz EM radiations is formed that emits an avalanche-like EME. Their radiation is observed in the field.

The avalanche-like feature of kHz activity is in consistency with the suggestion that the time scale of the final tertiary stage of creep is characterized by an *avalanche* in the strain rate (Morgounov, 2001). Moreover, this feature reminds of stick-slip friction events. From experimental studies on frictional movement between rock surfaces, it is known that when the static friction resistance is overcome the frictional surfaces suddenly slip, lock and then slip again in a repetitive manner (Matcharashvili et al., 2011). The unstable transition from the static friction to kinetic one is known as “stick-slip” state. The asperities on a fault are treated as individual elements with various strengths. If one element fails, the stress is transferred to the adjacent element on which an induced failure could occur. Earthquakes have long been recognized as resulting from a stick-slip frictional instability (Scholz, 1998). The recent works of McGarr and Fletcher (2003) and McGarr et al. (2010) suggest that stick-slip friction events observed in the laboratory and earthquakes in continental settings, even with large magnitudes, have similar rupture mechanisms. McGarr and Fletcher (2003) have shown that the maximum slips inferred for major earthquakes are consistent with those measured in the laboratory during large scale, biaxial stick-slip friction experiments (Lockner and Okubo, 1983) if differences in the state of stress and loading stiffness are taken into account. Therefore, experimental studies support the proposal that the avalanche like character of the observed kHz EME is originated during the unstable stick-slip process of fracture of asperities.

To investigate the relation between the rock friction and the fractal EM radiation before the main shock, Muto et al. (2007) conducted a friction experiment simulating the motion of an asperity on a fault plane, and observed photon emission due to electric discharge by dielectric breakdown of ambient gases from friction contact between rock minerals. From concepts on the fractal size-distribution and temporal evolution of fracture of fault asperities, the authors conclude that the frictional discharge occurring at asperities on the fault plane can be one of origins of fractal EM radiation observed prior to EQs.

**On the second phase (EM silence):** Various mechanisms, which have been proposed to explain laboratory results, justify the absence of kHz EM radiation during the EQ occurrence. More than one mechanism may be active and some mechanisms cannot



operate independently but must act in conjunction with another in order that EM silence can develop. The key point is the fact that *EME and AE represent different phases of the destruction process*. On the other hand, within the frame of materials science, for a material to become ductile and undergo continuous deformation *without fracturing*, different deformation mechanisms have to be taken into account: diffusion creep (various types), dislocation creep, dynamic recrystallization, grain boundary sliding.

The completion of the fracture of the family of brittle asperities, which is signaled by the abrupt end of the observed kHz EM field, should be *accompanied by sharp drop in stress*. Indeed, laboratory studies results suggest that the amplitude of the emitted EM fields is proportional to the stress rate. Despite their different mechanical behavior (generally the specimens are composed by brittle or quasi-brittle materials, like rocks or concrete) reveal that *EM signals are generated only during sharp drops in stress* (Carpinteri et al., 2012; Lacidogna et al., 2011; Carpinteri et al., 2011; Fukui, 2005). These sharp drops are attributed to a rapid decay of the mechanical properties, generated by formation of new micro-cracks during loading process (Carpinteri et al., 2012). Wu and Thomsen (1975) based on the study of microfracturing and deformation of Westerly granite under creep conditions conclude that the very large events occurring late in the process substantially (and irreversibly) weaken the rock. Moreover, as we already have discussed, accumulated experimental and theoretical evidence indicates that the elastic modulus significantly decreases as damage increases approaching to zero as the global fracture is approaching.

It should be noted that the lateral movement along slip surface is always preceded by small vertical displacements, necessary to overcome asperities (Fig. 3); its value depends on the roughness of the surface and the normal stress. It seems that the percolation theory, namely, the model of percolation for the tangential shift of contacting fractal surfaces may explain the transition of friction coefficient from the static to kinetic value at attaining some critical value of contact points of shearing fractal surfaces. This suggestion is confirmed by experimental evidence of small vertical displacement preceding slip event (Fig. 3), which means that the number of contact points,  $n$ , decreases to some threshold value,  $n_c$ , making possible the macroscopic tangential displacement. The mathematical formalism, similar to that of percolation model of fracture, (Chelidze, 1982) could be developed for the slip process.

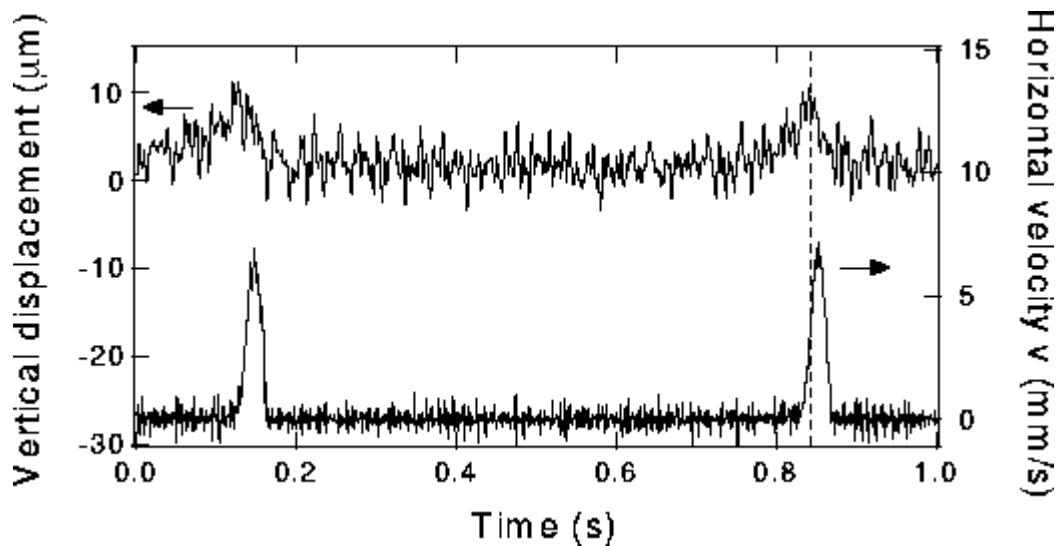


Fig.3. Vertical displacement  $D_v$  and tangential velocity  $V_t$  of the top plate versus time; maximum of  $D_v$  precedes maximum of  $V_t$ . [Fig. 14 in Nasuno et al. (1998)]

*The hypothesis that a number of undamaged material remains along the fault after the break of asperities preventing the final relative motion cannot be excluded. The occurred softening leads to a lowering of the ambient stress in the source volume after the fracture of asperities. Hence, material which was near rupture stress, and which would have ruptured in the next unit of time, has a lower probability of rupture after the volume has passed through peak stress and the fracture of asperities. The relative motion of the two fault surfaces is locked temporarily. A further small compression can lead to the final relative motion of two fault surfaces via local frictional-noise-type rearrangements due to the contact and/or the frictional slip between the pre-formed fracture structures or undamaged material. Such frictional-noise-type processes, which are not accompanied by the creation of new charged surfaces, can be accompanied only by acoustic (earthquake) events and not by EM events (Mori et al., 1994, 2004a, b; Mori and Obata, 2008). We note that Baddari et al. (2011) found that “the high decrease of EME is accompanied by the increase of the intensity AE; on the contrary, during the acoustic silence, a high EME is recorded. Frictional-noise-type local rearrangements justify the period of the observed increase / silence of AE / EME”. In the frame of the above mentioned approach, the appearance of foreshocks during the final kHz EM silence cannot be excluded.*

Other laboratory studies further support the aforementioned two-phase proposal. Characteristically:

(1) Laboratory experiments reveal that AE of maximal intensity are recorded directly before and during the fragmentation of the specimen, while strong avalanche-like EME precedes this phase (see Fig. 6) in (Morgunov, 2001). The author concludes that that the laboratory results correspond to *in situ* data where EME is observed immediately before the EQ and there is no burst on the onset of EQ.

(2) Zhang et al. (2009) have recently presented a physical theory for brittle failure that aims to explain both the phenomenological and micro-structural observations. Based on experimental results, the authors conclude that “the localized failure process of

rock experience two stages: the *brittle* breakage stage (*bond rupture*) and the sliding stage (*frictional resistance of failure plane mobilization*)". We recall that laboratory studies show that the higher of brittleness index is the stronger the emitted EME is (Fukui et al. 2005; Carpinteri 1986, 1989, 1990, 1994; Hudson et al. 1972). This result further enhances the herein proposed two phase model.

(3) According to Benioff (1951), creep may be purely compressional, purely shearing, or a combination of two. In the last case, the compressional phase occurs first. We remind that shear crack behaves as a less efficient EM emitter, thus, the presence of EM silence during the final shearing phase is predicted by the proposal of Benioff. Importantly, the author proposes that the shearing phase follows an interval of 0.01 to 2.4 days. This time-window is in agreement with the observed duration of the kHz EM gap.

(4) Yamada et al. (1989) conclude that "the final main shock is considered to be a result of shear faulting, which may occur by connecting numerous cracks produced previously." We recall that the efficiency of generating EME is thought to be smaller in shear cracks than in tensile cracks. Therefore, the authors suggest that it is reasonable to expect that the anomalous EME will be observed only before an earthquake but not during the main shock. Recent laboratory studies support the aforementioned proposal. Based on their laboratory studies, Stanchits et al. (2006) conclude that "with increasing differential stress, AE activity increased with a significant contribution of tensile events. Close to failure the relative contribution of tensile events decreased. A concomitant increase of double-couple event including shear, suggests shear cracks connect previously formed tensile cracks."

(5) We concentrate again in the above mentioned experiments performed by Baddari et al. (2011) by means of EME and AE. The authors report that "the most important emission activity was recorded in the influence zone of the stress concentrators where the cracking was localized at the end of the experiment." At the end of the experiment the following situation is observed: (i) First, a strong EME is recorded which is accompanied by AE silence. (ii) After that, in the tail of the process included the global instability, an intense AE is observed which is accompanied by EM silence. This stage coincides with the expansion of *shear* cracks; few of them begin a *sliding* process leading to a progressive fracture of rock samples. The authors clarify that the EME is more sensitive to the generation of tensile cracks than shear cracks. The above mentioned experimental results result strongly suggests that the observed in the field EM quiescence is a fracture feature of EQ generation and not a puzzling one.

As it was said, the occurred sharp drop in stress means that the strain resistance dramatically decreases. Accumulated experimental and theoretical evidence verifies this hypothesis. Indeed, elastic moduli, characteristics of the solid being considered, are the key parameters for defining relationships between stress and strain and evaluating strain resistance. Laboratory and theoretical studies show that the break of an element is associated by decrease of elastic modulus of damaged material; *the elastic modulus significantly decreases as damage increases approaching to zero as the global fracture is approaching*. (Lockner and Maddenn 1991; Guéguen, et al., 1997; Lin et al., 2004; Shen and Li, 2004; Amitrano and Helmstetter, 2006; Chen, 2012; Chelidze et al., 1988, 1990).

Elastic moduli also constitute crucial parameters for the detection of AE or EME from material experiencing “damage”. As it was mentioned, it was found that *an increase of Young modulus and strength enhances the EME amplitude* (Rabinovitch et al., 2002; Nitsan, 1977; Gol’d et al. 1975; Khatishvili, 1984; Frid et al. 1999, 2000; Fukui et al. , 2005). This experimental result further supports the proposal that the observed kHz EM gap just before the EQ occurrence might be associated with the *softening mode* which is restored after the fracture of asperities. Characteristically, a very important class of models of material failure is the fiber bundle models (FBM’s), which have been extensively studied during the past years. FBM’s capture the most important aspects of material damage and they provide a deep insight into the fracture process. In the frame of the discrete fiber-bundle model, the stored elastic energy,  $e_f$ , in a single fiber at the time of failure is given by the formula

$$e_f = V_f E_0 \varepsilon_f^2(t) / 2 \quad (5)$$

where  $V_f$  is the volume of the fiber,  $E_0$  is the Young modulus of the fiber, and  $\varepsilon_f$  the strain in the fiber (Turcotte et al., 2003). Consequently, the elastic energy release should be greatly reduced during the softening mode. Laboratory studies show that EM energy release rate has a direct correlation with the elastic strain release rate (Kumar and Misra, 2007; Chauhan and Misra, 2008). Therefore, it is reasonable to assume that when an element fails during the softening period the emitted EM radiation is also greatly reduced. In summary, the sudden drop of stress just before the shock occurrence of its own accord signalizes a corresponding abrupt decrease in the amount of the elastic / fracto-EM energy that can be released, and finally a possible explanation of the observed kHz EME gap.

**From microscopic to macroscopic mechanics.** The resolution of the enigmatic feature of the preseismic kHz EME silence may be hidden into the resolution of another paradox of the earthquake dynamics which has attracted much research effort during the last years, focusing on the linking between the microscopic and macroscopic fracture dynamics.

One of the unresolved controversies in this field is a phenomenon that geophysicists call the heat-flow paradox (Anoosherhpoor and Brune, 1994; Alonso-Marroquin et al., 2006 and references therein). According to common sense, when two blocks grind against one another, there should be friction, and that should produce heat. However, measurements of heat flow during earthquakes are unable to detect the amount of heat predicted by simple frictional models. Calculations using the value of rock friction measured in the laboratory, i.e., a typical friction coefficient between 0.6 and 0.9, lead to overestimation of the heat flux. As an example, one refers in this context to the heat flow observations made around the San Andreas fault, which show that the effective friction coefficient must be around 0.2 or even less (Alonso-Marroquin et al., 2006 and references therein). Various relevant mechanisms have been proposed, however, the correct assessment of frictional heat production during shear is a central issue.

There are different natural systems which fail through a localized failure in narrow shear zones. These so-called shear bands appear, for example, in granular packings (Astrom et al., 2000). Tectonic faults are another example of shear failure in narrow zones; many naturally occurring faults and shear zones contain regions of granular

material. The presence of gouge particles, i.e., fragmented rock inside the fault zone, plays a fundamental role in influencing the macroscopic behavior of these systems (Latmam et al., 2006; Welker and S. McNamara, 2011). In order to gain a greater understanding of EQ nucleation processes in fault gouge zones, it is important to characterize the relationships between the microscopic and macroscopic mechanics. Computational simulation has played an important role in the analysis of complex granular materials, allowing researchers to vary micro-mechanical parameters and observe the resulting influence on the macro-mechanics of the computational model. Many authors have addressed this issue by resorting to the micro-mechanics of dry granular media representing the gouge, i.e., the shear band consisting of fragmented rock inside the fault zone. The micro-mechanics of heat production by friction in granular material has become an important issue in the earthquake dynamics. The formation of rolling bearings inside the gouge has been introduced as a possible explanation for a substantial reduction of the effective friction coefficient. Simplified picture assumes that the gouge is filled with more or less round grains which, as the plates move, can roll on each other thus reducing the amount of frictional dissipation. Granular dynamics simulations (Astrom, et al., 2000; Baram and Herrmann, 2004; Herrmann, et al., 2004) have demonstrated the *spontaneous* formation of such bearings.

Laboratory experiments also verify the formation of such bearings. Veje et al. (1999) studied both the mean and statistical kinetic properties of slow shear flow in a two-dimensional (2D) Couette cell filled with photoelastic polymer disks. Using particle tracking techniques, they measured the spin, defined below, transport velocities, and the associated density variations during steady-state shearing. We emphasize that the Couette experiments have also demonstrated the *spontaneous* formation of such bearings. Variations from perfect rate invariance appear to be related to small long-time rearrangements of the disks.

We paid attention to the evidence that both numerical and laboratory studies show a *spontaneous* formation of bearings. This result is consistent with the abrupt end of the observed kHz EM emission. When the backbone of asperities has been completed the shearing is started.

A question naturally arises whether the laboratory results are extended up to geophysical scale. Wilson et al. (2005) have shown that gouge from the San Andreas fault, California, with ~160km slip, and the rupture zone of a recent earthquake in a South African mine with only ~0.4m slip, display similar characteristics, in that ultrafine grains approach the nanometer scale, gouge surface areas approach  $80\text{m}^2\text{g}^{-1}$ , and grain size distribution is non-fractal. *These observations challenge the common perception that gouge texture is fractal and that gouge surface energy is a negligible contributor to the earthquake energy budget.* They propose that the observed fine-grain gouge is not related to quasi-static cumulative slip, but is instead formed by dynamic rock pulverization during the propagation of a single earthquake. The aforementioned results imply that the question has a positive answer.

Different approaches support the proposal that the observed silence constitutes the final precursory signal indicating that the occurrence of the significant seismic shock is inevitable and not an enigmatic feature. Park and Song (2013) have presented a new numerical method for the determination of contact areas of a rock joint under normal

and shear loads. The report that, “at the peak stage, the normal dilation was initiated, which led to a sharp drop in the contact area. Approximately 53% of the surface area remained in contact, supporting the normal and shear loads. The active zone was partially detached, and the inactive zone was partially in contact. After the peak stage, the contact area ratio decreased rapidly with increasing shear displacement, and few inactive elements came into contact until the residual stage. At the residual stage, only small fractions, 0.3%, were involved in contact.” Melosh (1996) have proposed that when a fault slips seismically, some of the energy released may excite strong, short-wavelength vibrations near the fault core. Such vibrations can temporarily reduce the normal stress on the fault, allowing it to slip at lower shear stresses than predicted by laboratory coefficients of friction. This phenomenon of “acoustic fluidization” provides an alternative to theories that invoke pressurized fluids as an explanation for why some faults appear to be so weak.

The aforementioned concepts, which state that different natural systems fail through a localized failure in narrow shear zones as it happens in granular packings materials, shed light in features that appear in the tail of fracture process, namely, the silence of kHz EM emission, the existence of AE during the EQ occurrence, the catastrophic diminish of bulk modulus just before the global instability during the EQ occurrence.

In conclusion, accumulated laboratory and theoretical studies imply that the systematically observed EM silence after the cessation of well documented pre-seismic kHz EM activity and just before the EQ occurrence might be considered as the last precursor of an imminent significant EQ and not a puzzling feature in terms of laboratory experiments. On the other hand, they suggest that an interesting experiment at the geophysical scale would be the parallel measurements of both AE and EME. The appearance of strong AE (near the fault region) after the cessation of a well authenticated pre-seismic kHz EM activity would strengthen the hypothesis that the EQ preparation process has been entrained in the stage of frictional-noise-type slip, namely, the EQ is imminent.

## **6. Study of the observed silence during the aftershock period**

In this section we attempt to establish the hypothesis that the consistently observed EM silence in all frequencies bands is also fully explicable in terms of memory effects that accompany the phenomenon of fracture of rocks.

### **6.1. Memory effects in rocks**

“Memory effects” take place in rocks subjected to cyclic loading with the peak stress (strain) value increasing from cycle to cycle. By “memory effects”, we mean certain characteristic changes in rock properties and physical fields that are observed when the stress (strain) reaches the largest previously reached, and “memorized”, stress (strain) level (Lavrov, 2005). The underlying physical background is as follows. Under the action of load, as microcracks within rock nucleate, propagate, interact and coalesce, damage is caused during deformation of the rock. Because the damage is irreversible, the damaged state is memorized. If the stress level of repeated loading is lower than the previous stress level, deformation and displacement of rock specimen will appear in loading process macroscopically, however, the interior structure of rock is not damaged and fractured microscopically, namely, the damage area of microelement body does not increase. If the stress level of repeated loading is reached

or exceeded, new damage can be generated. As a result, the damage produced will definitely affect the reloading complete stress-strain curve before and after the pre-strain. In other words, the reloading stress-strain curve reflects the previous damage or strain, the corresponding relation between the stress state and strain state is not unique. That is to say, rock assuredly retains a memory of its past deformation history. As regards the memory indicators, memory effects have emerged in acoustic emission (Kaiser effect), electromagnetic emission, elastic wave velocity, electrical and polarization properties, permeability, remnant magnetization, ultrasonic vibrations (Yamshchikov et al., 1994; Lavrov, 2005).

## 6.2. Memory effect in terms of acoustic emission - Kaiser Effect

AE studies of cracking in rocks have demonstrated that, in general, new AE is generated only once the previous maximum stress has been exceeded during cyclic loading. This phenomenon was first reported in metals (Kaiser, 1953) and is now known as the Kaiser “stress-memory” effect (Filimonov et al., 2002; Lavrov, 2005 and references therein). We emphasize that the Kaiser effect often appears at a stress level not exactly equal, but lower than the largest stress of the previous loading (Li and Nordlund, 1993; Lavrov, 2005 and references therein). This characteristic phenomenon is known as the “*felicity effect*” (Li and Nordlund, 1993).

## 6.3. Memory effect in terms of fracto-EME

EME, as a phenomenon rooted in the damage process, should be an indicator of memory effects, as well. Indeed, *laboratory studies verify that the Kaiser effect is observed not only for the AE but also for the EME: during cyclic loading, the level of EME increases significantly when the stress exceeds the maximum previously reached stress level* (Chelidze, 1986 and references therein; Yamshchikov et al. 1994; Lavrov, 2005 and references therein; Hadjicontis et al., 2005; Mori and Obata, 2008; Mavromatou et al., 2008; Khatiashvili, 1984). Shkuratnic and Lavrov (1996) have reported a theoretical model of the EME effect of rock memory. Importantly, the EME does not follow the felicity effect: EME do not appear at a stress level lower than the largest stress of the previous loading. This evidence further supports the proposal that EME and AE represent different phases of the destruction process, while implies *a superiority of EME as an indicator of damage development in rocks*. Recently, simultaneous measurements of AE and EME during repeated loading test of rock sample have been conducted by Mori and Obata (2008). The results revealed that AE appeared at stress levels below the previous maximum stress, and thus the Kaiser effect could not be clearly recognized in the rock tested. In contrast, the EME appeared only when the loading stress was approaching and exceeding the previous maximum stress. The authors conclude that the EME measurement can estimate more accurately the damage process and current stress level to which the rocks have been subjected than that of AE activity.

The existence of clear Kaiser effect by means of EME in the geological scale can justify the systematically observed absence of EM emission during the aftershocks occurrence within the wide fractured region surrounding that main fault. The stress during the aftershocks period does not exceed the previously reached maximum stress level associated with the main shock occurrence. On the contrary, the generation of AE during the aftershocks period cannot be excluded either due to the felicity effect either due to *frictional noises* as a result of the contact and/or the frictional slip

between the pre-induced fracture surfaces (Mori et al., 1994, 2004a, b; Mori and Obata, 2008). The rocks in the focal area seem to have the capacity to retain EM “imprints” and not AE “footprints” from previous treatments and, under conditions, to reproduce information about those treatments.

**Comment:** A crucial question arises immediately after the occurrence of a significant EQ referring to whether the occurred EQ was the main shock or a foreshock of an ensuing larger EQ. If we accept that the EME Kaiser effect is extended to the geological scale, then, an observed continuous absence of a new sequence of MHz-kHz EME after the significant EQ occurrence implies that the launched significant EQ was the main shock. If a new MHz-kHz EME sequence is emerged during a time-period of a few tens of hours after the already occurred significant EQ, this means that a new significant EQ is prepared, however, in a new undamaged region of the earth’s crust out of the fractured region of the already occurred EQ.

In the following two sections we refer to the preseismic silence systematically observed in different precursors.

## 7. The considered puzzling features in terms of percolation theory of fracture

The EQ preparatory process has various facets which may be observed before the final catastrophe. Various precursors of different nature appear before the main shock occurrence. The science of EQ prediction should, from the start, be multidisciplinary! A characteristic feature of the various observed precursors is the observed difference in the time of their appearance. The discrimination of thresholds for transport and fracture in terms of percolation theory offers a quantitative explanation of this situation.

As it was mentioned, percolation model of fracture, considering fracture of heterogeneous media as a critical phenomenon, was suggested in 1978 by T. Chelidze (first publications 1979, 1980a, b, 1982), and has been developed in many following works (see, for example Herrmann and Roux (1990)). Percolation models of critical phenomena in the heterogeneous solids predict the existence of critical point or *percolation transitions* in various properties of the material, when its characteristics change dramatically (Eftaxias and Chelidze, 2005). Examples are the metal-dielectric, gel-sol, permeable-impermeable, consolidated-unconsolidated, etc., transitions. These transitions are observed for all the so-called generalized conductivities or transport-related properties of materials, which critically depend on the connectivity of transport channels. In many cases, the percolation thresholds for various properties are the same, which means that these transport processes have the same geometrical support. *At the same time it is evident that, say, percolation transition for permeability, that is, the transition impermeable-permeable does not mean that the 3-dimensional systems becomes mechanically unconsolidated.* Transition consolidated-unconsolidated demands much larger concentration of voids that allows the division of the 3D material into two parts, at least. Consequently, the percolation model of fracture is associated with two different thresholds of concentration of defects,  $x$ , namely:

- (i) the “hydraulic threshold”,  $x_c$ , and



(ii) the “*mechanical or damage threshold*”,  $x_m$ , where the Infinite Cluster (IC) is formed, namely, solid disintegrates (Chelidze, 1986).

As a rule, the relation  $x_m > x_c$  holds.

The earthquake is considered as a shear displacement along the fault plane. However, a layer of thickness  $h$  of the material should contain the infinite cluster. Chelidze (1986) has proposed that the associated problem of shear displacement along the fault that arises in terms of mechanical percolation can be formulated as following: “*find the concentration  $x_{mf}$ , at which the Flat Infinite Cluster (FIC) of voids (cracks) spanning the layer of thickness  $h$  would be formed in a three-dimensional body*”. The problem of such a “flat infinite cluster” has been solved in percolation theory (Shklovsky, 1984; Chelidze, 1987). The required critical concentration for formation of “flat infinite cluster”,  $x_{mf}$ , is (Chelidze 1986):

$$x_{mf} = x_m \left[ 1 + d(r_s / h)^{1/\nu_3} \right] > x_m \quad (6)$$

where  $r_s$  is the mean distance between defects,  $d$  is a constant close to unity,  $\nu_3 = 0.9$  for 3D. The FIC mechanical percolation model is very similar to the well known physical models of seismic process evolution, namely, dilatancy-diffusion and avalanche fracturing models (Mjachkin et al., 1975; Scholz et al, 1973). Since both  $x_{mf}$  and  $x_m$  are larger than  $x_c$ , the mechanical percolation is preceded by the formation of the bulk infinite cluster of cracks, which changes radically the transport properties of the medium and explains many pre-fracture effects.

The percolation model of fracture explains the observed difference in times of appearance and duration of silence of various precursory phenomena relating different precursory phenomena with different characteristic thresholds of concentration of defects, namely, different stages of the EQ preparation process. Based on the above mentioned, it might be concluded, by means of percolation theory, that many transport properties such as conductivity and permittivity are activated before the collapse of the sample. Laboratory studies support this consideration (Paterson, 1978; Chelidze, 1986). We note that the hydraulic percolation thresholds correspond to the critical crack density about 0.1, while experimental data show that the mechanical threshold is of the order of 1 (Zhang et al., 1994b). Therefore, it is reasonable to accept that precursory phenomena associated with transport properties appear a few months to a week before the collapse and stop well before the occurrence of the total instability. Characteristically, several publications have suggested that electrokinetic phenomena can provide the basis for the generation of ULF electrical and magnetic precursors (Surkov et al., 2002 and references therein). Electrokinetic electric and magnetic fields result from fluid flow through the crust in the presence of an electric double layer that is formed at the solid-liquid interface. This electric double layer is made up of a layer of ions (the Helmholtz layer) anchored to the surface of the solid (e.g., the rock) and as diffuse mobile layer of ions of opposite sign (the Gouy-Chapman zone) which extends into the liquid phase. Fluid flow in this system transports the ions in the fluid in the direction of flow, and thus electric currents result. In this way, when a fluid flows through a porous medium, a potential will be developed across the (length of)

sample, because of the relative motion between the solid and the liquid. Thus a fracture induced precursory ULF streaming potential is appeared. The electro-kinetic phenomenon, as a mechanism of generation of the ULF pre-seismic signals, should be associated with the “hydraulic threshold” within the frame of percolation model, because it is not observed in partially saturated disperse systems. A recent work (Surkov et al., 2002) strongly relates the above mentioned concepts. Electrokinetic effects possibly associated with the EQ preparation process have been theoretically investigated, under the assumption that structure of pore space around hypocentral zone has fractal properties. This study verifies well established experimental results, namely, the predicted dependence of the electrical anomalies amplitude  $E$  on the EQ magnitude, the weak values of magnetic variations at far distances, and the presence of highly conductive channel(s) between the source and observation in order for the precursory electrical anomalies to be detectable. We note that, as the electrokinetic processes are relatively slow, their contribution to higher frequency bands is negligible; the electrokinetic phenomena decay at high frequencies. On the other hand, direct EM emissions at high frequencies are not detectable at this stage of fracture, as the concentration of cracks at hydraulic threshold is very small, while their orientation is random and emitted EM fields cancel each other. It might be considered that the precursory MHz EM emission, which is emitted during the last week before the shock occurrence, is associated with the mechanical threshold,  $x_m$ , namely, formation of flat cluster of thickness  $h$ . Fracture or grinding of weak heterogeneous asperities distributed around the main fault emits the antipersistent MHz radiation. Its behavior as second order phase transition as well as the observed *symmetry breaking* during the temporal evolution of this radiation strongly supports the aforementioned hypothesis, especially its association with the formation of flat cluster. Finally, the observed persistent kHz EM activity from a few decades of hours up to a few minutes before the EQ occurrence might be emerged around the mechanical  $x_{mf}$  threshold, i.e., during the fracture of high strength and brittle asperities sustaining the system. Accumulated theoretical and experimental evidence enhances this hypothesis (see Secs 4 and 5). The observed EM silence just before the EQ occurrence can be attributed to the drastic decrease of elastic moduli of rocks in the focal area according to mechanical percolation theory or in other mechanisms reported in Sec. 5.

## **8. The silence feature in IR anomalies, seismo-ionospheric EM precursors, and EM anomalies rooted in preseismic LAI-coupling**

As it was mentioned, the EQ preparatory process has various facets which may be observed before the final catastrophe. In this section we focus on the precursory silence associated with the specific precursors mentioned in the title of the present section. The proposed two stage model seems to give a possible explanation of the observed silences.

**On short-lived infrared precursors.** Satellite thermal imaging data indicate short-lived thermal anomalies prior to major earthquakes (Ouzounov and Freund, 2004 and references therein). As a characteristic example, we refer to the thermal imaging data associated with the 26 January 2001 Bhuj EQ, Gujarat in Western India. The magnitude of this event was 7.7. Ouzounov and Freund (2004) analyzing the data recorded by the Moderate Resolution Imaging Spectroradiometer (MODIS) found that on 20 January a strong increase of infrared (IR) emission appeared close to the

epicenter of the aforementioned major EQ. We focus on the following features of this IR anomaly, as they have reported by Ouzounov and Freund (2004). The anomaly: (i) appeared 5-6 days before the EQ occurrence; (ii) disappeared shortly before the EQ occurrence; (iii) observed close to the main tectonic fault but it did not spread beyond 200 km from the epicenter location.

**On short-lived seismo-ionospheric EM precursors.** Short-term seismo-ionospheric EM variations that appear as precursory effects have been extensively discussed (Liu et al., 2000 and references therein). As a typical example, we refer to the seismo-ionospheric signatures in the form of the greatest plasma frequency  $f_0F_2$ . Characteristically, we refer to the observed  $f_0F_2$  anomalies prior to  $M > 6$  Taiwan EQs. These EQs include the major Chi-Chi EQ with  $M = 7.3$  occurred on 21 September 1999, in central Taiwan. It was found that this kind of precursor: (i) appeared 1-6 days prior to these EQs (Liu et al., 2000); (ii) disappeared shortly before the EQ occurrence (see Fig. 4 in (Liu et al., 2000)).

**EM anomalies rooted in preseismic LAI-coupling.** A class of precursors is rooted in anomalous propagation of EM signals over epicentral regions due to a pre-seismic Lithosphere-Atmosphere-Ionosphere (LAI) coupling (Uyeda et al., 2009a). During quiet periods, the daily EM data presents a main bay-like behavior. The records refer to the Earth ionosphere waveguide propagation of natural EM emissions. Any change in the lower ionosphere due to an induced pre-seismic LAI-coupling may result in significant changes in the signal propagation-received at a station. Therefore, the emergence of an ionospheric EM anomaly is recognized by a strong perturbation of the characteristic bay-like morphology in the chain of daily data. Pulnits et al. (2003, 2005) have reported that ionospheric precursors within 5 days before the seismic shock are registered in 100% of the cases for EQs with magnitude 6. Such anomalies have been recorded in Greece (Eftaxias et al., 2000, 2003, 2010; Karamanos et al., 2006): (i) before EQs with magnitude 6 or larger; (i) within the above mentioned time window; (iii) they disappeared shortly before the EQ occurrence.

## 9. Conclusions

In this work we studied an important paradox associated with a series of different seismic precursors, namely, the observed silence of precursors before the main seismic shock occurrence and their absence during the aftershocks period. We conclude that the considered puzzling features in the study of precursory phenomena are well justified features and not paradox ones if we employ for their resolution well established concepts of rupture process, in terms of: recent laboratory experiments, numerical and theoretical studies of fracture dynamics, critical phenomena, percolation theory, and micromechanics of granular materials. Finally, various mechanisms consume energy during the opening/merging of cracks: seismic radiation, heat production, plastic deformation, generation of new surfaces, acoustic emission, electromagnetic emission, infrared radiation, acceleration. A question effortlessly arises is how the consumed energy is distributed in these various mechanisms. Mishnaevsky and Schmauder (1997), based on the damage localization phenomenon, concludes that about of 80% of the energy of material fragmentation is consumed just for formation of the zone. McGarr et al. (1979) have described a highly fractured inhomogeneous fault zone and found that “most of the released energy is consumed in creating the fault zone, with less than 1% being radiated seismically”. Boler (1990)

tested the tensile fracturing of glass plates and found that the energy of radiating elastic is smaller than 0.001 of the energy associated with new areas. Johnson et al. (1994) claimed that the complex rupture zone of Landers EQ is surface expression of subsurface deformation patterns and structure in consistency with the above mentioned results. Fractals are highly convoluted, irregular shapes. Borodich (1999) have given estimates based on experimental results which show positive correlation between the fractal dimension of the fracture surface and the fracture energy consumed for its formation. The path length between two points is increased by requiring that the small line elements are no longer collinear. This suggests that the number of breaking bonds in a fracture network is dramatically higher in fractal fracture process in comparison to those of Euclidean fracture process. The associated high fractal dimension value,  $D$ , (1.6 or less) during the fracture of heterogeneous materials indicates that the fracture network is characterized by high ramification. Notice, the crack surface is only one realization of infinitely many. Hence its fractal dimension does not coincide with the fractal dimension of the micro-crack cloud; the fractal dimension of the cloud-type network is higher. Consequently, the fractal character of fracture process justifies why a high amount of energy is consumed in risk-free fractures during the damage evolution before the earthquake occurrence. The former proposal is strongly supported by experimental results that lead to the conclusion that the new surface areas generated during an EQ is  $S = 10^3 - 10^6 \text{ m}^2$  for each  $\text{m}^2$  of fault area. (Reches, 1999). Moreover, the new fault area is manifested in crushing grains of gouge zones. The aforementioned concepts and results may explain why precursory observations are detectable during the preparation process of the seismic shock.

## References

- Allegre, C., Le Mouell, J., and Provost, A.: Scaling rules in rock fracture and possible implications for earthquake prediction, *Nature*, 297, 47-49, 1982.
- Alonso-Marroquin, F., Vardoulakis, I., Herrmann, H., Weatherley, D., and Mora, P.: Effect of rolling on dissipation in fault gouges, *Phys. Rev. E*, 74, 031306(1-10), 2006.
- Amitrano, D., and Helmstetter, A.: Brittle creep, damage, and time to failure in rocks, *J. Geophys. Res.*, 111, B11201, doi:10.1029/2005JB004252, 2006.
- Anoosherhpour, A., and Brune, J.: Frictional heat generation and seismic radiation in a foam rubber model of earthquakes, *Pure and App. Geophys.*, 142, 735-747, 1994.
- Antonopoulos, G.: Modeling the geoelectric structure of Zante island from MT measurements, Ph. D. thesis, Phys. Dept., University of Athens, Greece, 1996.
- Arbadi, S., and Sahimi, M.: Test of universality for three-dimensional models of mechanical breakdown in disordered solids, *Phys. Rev. B*, 41, 772-775, 1990.
- Astrom, J., Herrmann, H., and Timonen, J.: Granular packing and fault zone, *Phys. Rev. Lett.*, 84, 638-641, 2000.
- Baddari, K., Sobolev, G. A., Frolov, A. D., and Ponomarev, A. V.: An integrated study of physical precursors of failure in relation to earthquake prediction, using large scale rock blocks, *Ann. Geophys.* 42(5), 771-787, doi: 10.4401/ag-3758, 1999.
- Baddari, K., and Frolov, A.: Regularities in discrete hierarchy seismo-acoustic mode in a geophysical field, *Annals of Geophys.* 53, 31-42, 2010.

- Baddari, K., Frolov, A., Tourtchine, V., and Rahmoune, F.: An integrated study of the dynamics of electromagnetic and acoustic regimes during failure of complex macrosystems using rock blocks, *Rock Mech. Rock Eng.* 44, 269-280, 2011.
- Baram, R., and Herrmann, H.: Space-filling bearing in three dimensions, *Phys. Rev. Lett.*, 92, 044301, 2004.
- Benioff, H.: Earthquakes and rock creep, *I. Bull. Seis. Soc. Amer.*, 41, 31-62, 1951.
- Boler, F.: Measurements of radiated elastic wave energy from dynamic tensile cracks, *J. Geophys. Res.*, 95, 2593-2607, 1990.
- Borodich, F.: Fractals and fractal scaling in fracture mechanics, *Int. J. Fracture*, 95, 239-259, 1999.
- Bowman, D., Ouillon, G., Sammis, C., Sornette, A., and Sornette, D.: An observational test of the critical earthquake concept, *J. Geophys. Res.*, 103(B10), 24359-24372, doi:10.1029/98JB00792, 1998.
- Buchel, A., and Sethna, J.P.: Statistical mechanics of cracks: Fluctuations, breakdown, and asymptotics of elastic theory, *Phys. Rev. E*, 55(6), 7669-7690, 1997.
- Carpinteri, A.: Mechanical damage and crack growth in concrete: Plastic collapse to brittle fracture, Martinus Nijhoff Publishers, Dordrecht, 1986.
- Carpinteri, A.: Cusp catastrophe interpretation of fracture instability, *J. Mech. Phys. Solids*, 37, 567-582, 1989.
- Carpinteri, A.: A catastrophe theory approach to fracture mechanics, *Int. J. Fract.*, 44, 57-69, 1990.
- Carpinteri, A.: Scaling laws and renormalization groups for strength and toughness of disordered Materials, *Int. J. Solids Struct.*, 31, 291-302, 1994.
- Carpinteri, A., Cornetti, P., and Sapore, A.: Brittle failures at rounded V-notches: a finite fracture mechanics approach, *Int. J. Fracture*, 172(1), 1-8, 2011.
- Carpinteri, A., Lacidogna, G., Manuello, A., Niccolini, G., Schiavi, A., and Agosto, A.: Mechanical and Electromagnetic Emissions Related to Stress-Induced Cracks, *SEM Exp. Techniq.*, 36, 53-64, 2012.
- Chauhan, V., and Misra, A.: Effects of strain rate and elevated temperature of electromagnetic radiation emission during plastic deformation and crack propagation in ASTM B 265 grade 2 Titanium sheets, *J. Mat. Sci.*, 43, 5634-5643, 2008.
- Chen, Y.Z.: A novel solution for effective elastic moduli of 2D cracked medium, *Eng. Fracture Mechanics*, 84, 123-131, 2012.
- Chelidze, T.: Percolation model of fracture of solids and earthquake prediction, *Reports of Ac. Sci. USSR*, 246, 51-54, in Russian, 1979.
- Chelidze, T.: The model of fracture process of solids. *Solid State Physics (Moscow)*, 22, 2865-2866, 1980a.
- Chelidze, T.: Theory of percolation and fracture of rocks, In *Proc. of VI All Union Conf. on Mech. Of Rocks*, Frunze, 1978, 107-117, (in Russian), 1980b.
- Chelidze, T.: Percolation and fracture, *Phys. Earth Planet. Inter.*, 28, 93-101, 1982.
- Chelidze T.: Percolation theory as a tool for imitation of fracture process in rocks, *Pure and App. Geophys.*, 124, 731-748, 1986.
- Chelidze. T.: Percolation theory in mechanics of geomaterials, *Nauka, Moscow*, 273 p.(in Russian), 1987.
- Chelidze T., Fractal damage mechanics of geomaterials. *Terra Nova*, 5, 421-437, 1993.
- Chelidze T., and Kolesnikov, Yu: On physical interpretation of transitional amplitude in percolation theory, *J. Phys. A.*, 17, L791-L793, 1984.
- Chelidze, T., Reusche, T., Darot, M., Gueguen, Y.: On the elastic properties of depleted refilled solids near percolation, *J. Physics C: Solid State Phys.*, 21(30), L1007-L 1010, 1988.

- Chelidze T., Spetzler, H., Getting, L., Avaliani, Z. Experimental investigation of the elastic modulus of a fractal system – a model of fractured rock. *Pure and App. Geophys.*, 134, 31-43, 1990.
- Chelidze T., Kolesnikov, Yu., and Matcharaahvili, T.: Seismological criticality concept and percolation model of fracture, *Geophys. J. Int.*, 164, 125-136, 2006.
- Cicerone, R. D., Ebel, J. E., and Britton, J.: A systematic compilation of earthquake precursors, *Tectonophysics*, 476, 371-396, 2009.
- Contoyiannis, Y., Kapiris, P., and Eftaxias, K.: A monitoring of a pre-seismic phase from its electromagnetic precursors, *Phys. Rev. E*, 71, 061123(1-14), 2005.
- Contoyiannis, Y., and Eftaxias, K.: Tsallis and Levy statistics in the preparation of an earthquake, *Nonlin. Proc. in Geophys.*, 15, 379-388, 2008.
- Davidson, J., and Schuster, H.G.: Simple model for  $1/f^\alpha$  noise, *Phys. Rev. E*, 65, 026120(1-4), 2002.
- Diodati, P., Marchesony, F., and Piazza, S.: Acoustic emission from volcanic rocks: an example of self-organized criticality, *Phys. Rev. Lett.*, 67, 2239-2249, 1991.
- Eftaxias, K.: Footprints of nonextensive Tsallis statistics, self-affinity and universality in the preparation of the L'Aquila earthquake hidden in a pre-seismic EM emission, *Physica A*, 389, 133-140, 2009.
- Eftaxias, K.: Are There Pre-Seismic Electromagnetic Precursors? A Multidisciplinary Approach, In *Earthquake Research and Analysis - Statistical Studies, Observations and Planning* 460 pages, InTech, March, doi: 10.5772/28069, 2012.
- Eftaxias, K., Kopanas, J., Bogris, N., Kapiris, P., Antonopoulos, G., and Varotsos, P.: Detection of electromagnetic earthquake precursory signals in Greece, *Proc. of the Japan Acad.* 76 (B) 45-50, 2000.
- Eftaxias, K., Kapiris, P., Polygiannakis, J., Bogris, N., Kopanas, J., Antonopoulos, G., Peratzakis, A., and Hadjicontis, V.: Signature of pending earthquake from electromagnetic anomalies, *Geophys. Res. Lett.*, 28, 3321-3324, 2001.
- Eftaxias, K., Kapiris, P., Dologlou, E., Kopanas, J., Bogris, N., Antonopoulos, G., Peratzakis, A., and Hadjicontis, V.: EM anomalies before the Kozani earthquake: A study of their behavior through laboratory experiments, *Geophys. Res. Lett.*, 29(8), 1228(1-4), doi:10.1029/2001GL013786, 2002.
- Eftaxias, K., Kapiris, P., Polygiannakis, J., Peratzakis, A., Kopanas, J., Antonopoulos, G., & Rigas, D.: Experience of short term earthquake precursors with VLF-VHF electromagnetic emissions, *Nat. Hazards and Earth Syst. Sci.*, 3(3/4), 217-228, 2003.
- Eftaxias, K., and Chelidze, T.: Thresholds for transport and fracture: implications for earthquakes precursors, *Geophys. Res. Abstr.*, 7, 01712, 2005.
- Eftaxias, K., Sgrigna, V., and Chelidze, T., (Eds): *Mechanical and Electromagnetic Phenomena Accompanying Preseismic Deformation: from Laboratory to Geophysical Scale*, *Tectonophysics*, 431, 1-301, 2007.
- Eftaxias, K., Athanasopoulou, L., Balasis, G., Kalimeri, M., Nikolopoulos, S., Contoyiannis, Y., Kopanas, J., Antonopoulos, G., and Nomicos, C.: Unfolding the procedure of characterizing recorded ultra low frequency, kHz and MHz electromagnetic anomalies prior to the L'Aquila earthquake as pre-seismic ones - Part 1, *Nat. Hazards Earth Syst. Sci.*, 9, 1953-1971, 2009.
- Eftaxias, K., Balasis, G., Contoyiannis, Y., Papadimitriou, C., Kalimeri, M., Athanasopoulou, L., Nikolopoulos, S., Kopanas, J., Antonopoulos, G., and Nomicos, C.: Unfolding the procedure of characterizing recorded ultra low frequency, kHz and MHz electromagnetic anomalies prior to the L'Aquila earthquake as pre-seismic ones - Part 2, *Nat. Hazards Earth Syst. Sci.*, 10, 275-294, 2010.
- Eftaxias, K., Maggipinto, T., Meister, C-V., and Katz, O (Eds): *Progress in the research on earthquakes precursors*, *Nat. Hazards Earth Syst. Sci. (Special Issue)*, 2011.
- Filimonov Y., Lavrov A., Shafarenko Y., Shkuratnik V.: Observation of post-failure Kaiser effect in a plastic rock, *Pure and App. Geophys.*, 159(6), 1321-1331, 2002.

- Frid, V., Rabinovitch, A., and Bahat, D.: Electromagnetic radiation associated with induced triaxial fracture in granite. *Philos. Mag. Lett.*, 79, 79-86, 1999.
- Frid, V., Bahat, D., Goldbaum, J., and Rabinovitch, A.: Experimental and theoretical investigation of electromagnetic radiation induced by rock fracture. *Israel J. Earth Sci.*, 49, 9-19, 2000.
- Fukui, K., Ocubo, S., and Terashima, T.: Electromagnetic Radiation from rock during uniaxial compression testing: the effects of rock characteristics and test conditions, *Rock Mech. Rock Eng.*, 38(5), 411-423, 2005.
- Gabrielov, A., Newman, W.I., and Turcotte, D.L.: An exactly soluble hierarchical clustering model: inverse cascades, self-similarity, and scaling, *Phys. Rev. E*, 60, 5293-5300, 1999.
- Geller, R., Jackson, D., Kagan, Y., and Mulargia, F.: Earthquakes cannot be predicted, *Science*, 275, 1616-1617, 1997.
- Gluzman, S. and Sornette, D.: Self-consistent theory of rupture by progressive diffuse damage, *Phys. Rev. E*, 63, 066129(1-11), 2001.
- Gokhberg, M., Morgunov, V., and Pokhotelov, Q.: Earthquake prediction. Seismo-electromagnetic phenomena, Gordon and Breach Science Publishers, Amsterdam, 1995.
- Gol'd, R. M., Markov, G. P., and Mogila, P. G.: Pulsed electromagnetic radiation of minerals and rock subjected to mechanical loading, *Phys. Solid Earth*, 7, 109-111, 1975.
- Guarino, A., Ciliberto, S., Garcimartin, A., Zei, M., and Scorretti, R.: Failure time and critical behaviour of fracture precursors in heterogeneous materials, *Eur. Phys. J. B*, 26, 141-151, 2002.
- Guéguen, Y., Chelidze, T., and Le Ravalec, M.: Microstructures, percolation thresholds, and rock physical properties, *Tectonophysics*, 279(1-4), 23-35, 1997.
- Hadjicontis, V., Tombras, G. S., Ninos, D., and Mavromatou, C.: Memory effects in EM emission during uniaxial deformation of dielectric crystalline materials, *IEEE Geosci. Remote Sens. Lett.*, 2(2), 118-120, 2005.
- Hallbauer, D.K., Wagner, H., and Cook, N.G.W.: Some observations concerning the microscopic and mechanical behaviour of quartzite specimens in stiff, triaxial compression tests, *Int. J. Rock Mech. Min Sci. Geomech. Abstr.*, 10, 713-726, 1973.
- Hayakawa, M. and Fujinawa, Y.: *Electromagnetic Phenomena Related to Earthquake Prediction*, Terrapub, Tokyo, 1994.
- Hayakawa, M.: *Atmospheric and Ionospheric Electromagnetic Phenomena Associated with Earthquakes*, Terrapub, Tokyo, 1999.
- Hayakawa, M. and Molchanov, O.: *Seismo Electromagnetics*, Terrapub, Tokyo, 2002.
- Herrmann, H. and Roux, S.: *Statistical models for fracture of disordered media*, Amsterdam, Elsevier, 1990.
- Herrmann, H., Astrom, J., and Baram, R.: Rotations in shear bands and polydisperse packing, *Physica A*, 344, 516-522, 2004.
- Hudson, J. A., Crouch, S. L., and Fairhurst, C.: Soft, stiff and servo-controlled testing machines: A review with reference to rock failure, *Eng. Geol.*, 6, 155-189, 1972.
- Johnson, A. M., Fleming, R. W., and Cruikshank, K. M.: Shear zones formed along long, straight traces of fault zones during the 28 June 1992 Landers, California, earthquake, *Bull. Seism. Soc. Amer.*, 84(3), 499-510, 1994.
- Kaiser, J.: *Erkenntnisse und Folgerungen aus der Messung von Geräuschen bei Zugbeanspruchung von metallischen Werkstoffen*. Verlag Stahleisen, 1953.
- Kanamori, H., and Brodsky, E.: The physics of earthquakes, *Rep. Prog. Phys.*, 67, 1429-1496, 2004.
- Kapiris, P., Eftaxias, K., and Chelidze, T.: Electromagnetic signature of prefraction criticality in heterogeneous media. *Phys. Rev. Lett.*, 92(6), 065702(1-4), 2004.
- Karamanos, K., Dakopoulos, D., Aloupis, K., Peratzakis, A., Athanasopoulou, L., Nikolopoulos, S., Kapiris, P., and Eftaxias K.: Study of pre-seismic electromagnetic signals in terms of complexity, *Phys. Rev. E*, 74, 016104, 2006.

- Khatiashvili, N.: The electromagnetic effect accompanying the fracturing of alkaline-halide crystals and rocks, *Phys. Solid Earth*, 20, 656-661, 1984.
- Kossobokov, V., Maeda, K., and Uyeda, S.: Precursory of seismicity in advance of the Kobe, 1995,  $M = 7.2$  Earthquake, *Pure and App. Geoph.*, 155, 409-423, 1999.
- Kossobokov, V.: Testing earthquake prediction methods: “the West Pacific short-term forecast of earthquakes with magnitude  $M_{wHRV} \geq 5.8$ ”, *Tectonophysics*, 413, 25-31, 2006.
- Kuksenko, V., Tomilin, N., Damaskinskaya, E., and Lockner, D.: A two stage model of fracture of rocks. *Pure and App. Geophys.*, 146, 253-263, 1996.
- Kuksenko, V., Tomilin, N., and Chmel, A.: The role of driving rate in scaling characteristics of rock fracture. *J. Stat. Mech.: Theory Exp.*, 2005(06), P06012, doi:10.1088/1742-5468/2005/06/P06012, 2005.
- Kuksenko, V., Tomilin, N., and Chmel, A.: The rock fracture experiment with a drive control: A spatial aspect, *Tectonophysics*, 431(1-4), 123-129, 2007.
- Kuksenko, V. S., Makhmudov, Kh. F., Mansurov, V. A., Sultanov, U., and Rustamova, M. Z.: Changes in structure of natural heterogeneous materials under deformation, *J. Min Sci.*, 45 (4), 355-358, 2009.
- Kumar, R., and Misra, A.: Some basic aspects of electromagnetic radiation emission during plastic deformation and crack propagation in Cu-Zn alloys, *Materials Sci. Eng. A*, 454-455, 203-210, 2007.
- Kun, F., and Herrmann, H. J.: Transition from damage to fragmentation in collision of solids, *Phys. Rev. E*, 59, 2623-2632, 1999.
- Lacidogna, G., Manuello, A., Durin, G., Niccolini, G., Agosto, A., and Carpinteri, A.: Acoustic and magnetic emissions as precursor phenomena in failure processes, in *Proc. of SEM Annual Conf. & Exposition on Experimental and Applied Mechanics*, Albuquerque, NM, 1-4 June 2009. Paper No. 540, 2009.
- Lacidogna, G., Manuello, A., Carpinteri, A., Niccolini, G., Agosto, A., and Durin, G.: Acoustic and electromagnetic emissions in rocks under compression, in: *Proceeding of the SEM Annual Conference*, Indianapolis, Indiana USA, 2010, Society for experimental Mechanics Inc, 2010.
- Lacidogna, G., Carpinteri, A., Manuello, A., Durin, G., Schiavi, A., Niccolini, G., and Agosto, A.: Acoustic and electromagnetic emissions as precursors phenomena in failure processes, *Strain*, 47 (Suppl. 2), 144-152, 2011.
- Latham, S., Abe, S., and Mora, P.: Parallel 3-D Simulation of a fault gouge using the lattice solid model, *Pure and Appl. Geophys.*, 163, 1949-1964, 2006.
- Lavrov, A.: Fracture-induced physical phenomena and memory effects in rocks: A review, *Strain*, 41, 135-149, 2005.
- Lei, X. L., and Satoh, T.: Indicators of critical point behavior prior to rock failure inferred from pre-failure damage, *Tectonophysics*, 431, 97-111, 2007.
- Li, C., and Nordlund, E.: Deformation of brittle rocks under compression with particular reference to microcracks. *Mech. of Materials* 15, 223-239, 1993.
- Lin, Q. X., Tham, L. G., Yeung, M. R., and Lee, P. K. K.: Failure of granite under constant loading, *Int. J. Rock Mech. Min. Sci.*, 41, 362, 2004.
- Liu, J., Chen, Y., Pulinets, S., Tsai, Y., and Chuo, Y.: Seismo-ionospheric signatures prior to  $M > 6$  Taiwan earthquakes, *Geophys. Res. Letters*, 27, 3113-3116, 2000.
- Lockner, D. A., and Okubo P. G.: Measurements of frictional heating in granite, *J. Geophys. Res.*, 88(B5), 4313-4320, doi:10.1029/JB088iB05p04313, 1983.
- Lockner, D., and Madden, T.: A Multiple-Crack Model of Brittle Fracture 1. Non-Time-Dependent Simulations, *J. Geophys. Res.*, 96, 613-642, 1991.
- Lockner, D. A., Byerlee, J. D., Kuksenko, V., Ponomarev, A., and Sidorin, A.: Observations of quasi-static fault growth In: Evans, B., Wong, T.-F. (Eds.), *Fault Mechanics and Transport Properties of Rocks*. Academic Press, San Diego, CA, pp. 3-31, 1992.



- Makris, J., Bogris, N., and Eftaxias, K.: A new approach in the determination of characteristic directions of the geoelectric structure using Mohr circles, *Earth Planets Space*, 51, 1059-1065, 1999.
- Matcharashvili T., Chelidze, T., Zhukova, N., and Mepharidze, E.: Investigation of acoustic emission accompanying stick-slip movement of rock samples at different stiffnesses of spring-block system, *Tribology International*, 44, 811-819, 2011.
- Mavromatou, C., Tombras' G. S., Ninos, D., and Hadjicontis, V.: Electromagnetic emission memory phenomena related to LiF ionic crystal deformation, *J. Appl. Phys.*, 103, 083518(1-4), doi:10.1063/1.2906346, 2008.
- McGarr, S., Spottiswoode, S., Gay, N., and Orllepp, W.: Observations relevant to seismic driving stress, stress drop, and efficiency, *J. Geophys. Res.*, B84, 2251-2261, 1979.
- McGarr, A., and Fletcher, J. B.: Maximum slip in earthquake fault zones, apparent stress, and stick-slip friction, *Bull. Seismol. Soc. Am.*, 93, 2355-2362, 2003.
- McGarr, A., Fletcher, J.B., Boettcher, M., Beeler, N., and Boatwright, J.: Laboratory-based maximum slip rates in earthquake rupture zones and radiated energy, *Bull. Seism. Soc. Am.*, Vol. 100, 3250-3260, doi: 10.1785/0120100043, 2010.
- Melosh, H., Dynamical weakening of faults by acoustic fluidization, 379, 601-606, 1996
- Minadakis, G., Potirakis, S. M., Nomicos, C., and Eftaxias, K.: Linking electromagnetic precursors with earthquake dynamics: an approach based on nonextensive fragment and self-affine asperity models, *Physica A*, 391, 2232-2244, 2012a.
- Minadakis, G., Potirakis, S. M., Stonham, J., Nomicos, C., and Eftaxias, K.: The role of propagating stress waves in geophysical scale: Evidence in terms of nonextensivity, *Physica A*, 391(22), 5648-5657, doi:10.1016/j.physa.2012.04.030, 2012b.
- Mishnaevsky, L., and Schmauder, Jr.: Damage evolution and localization in heterogeneous materials under dynamical loading: stochastic modeling, *Comp. Mechanics*, 20, 89-94, 1997.
- Mjachkin, V. I., Kostrov, B. V., Sobolev, G. A., and Shamina, O. G.: Fundamentals of the physics of the earthquake epicenter and the earthquake precursors, Moscow, Nauka, 1975. (In Russian).
- Mogi, K.: Study of the elastic shocks caused by the fracture of heterogeneous materials and its relations to earthquake phenomena, *Bull. Earthquake Res. Inst.*, 40, 125-173, 1962a.
- Mogi, K.: Magnitude frequency relation elastic accompanying fractures of various materials and some related problems in earthquakes, *Bull. Earthquake Res. Inst.*, 40, 831-853, 1962b.
- Mogi, K.: Source Locations of Elastic Shocks in the Fracturing Process in Rocks, *Bull. Earthquake Res. Inst. Tokyo*, 46, 1103-1125, 1968.
- Mogi, K.: Earthquake prediction, Academic Press, Tokyo, 1985.
- Moreno Y., Gómez, J. B., and Pacheco, A. F.: Fracture and second-order phase transitions, *Phys. Rev. Lett.*, 85, 2865-2868, 2000.
- Morgounov, V., and Shakhraman'yan, M.: Problems of operative earthquake prediction, *Geophysics*, 349A, 1053-1056, 1996.
- Morgounov, V.: Relaxation creep model of impending earthquake, *Anali Di Geophysica*, 44, 369-381, 2001.
- Mori, Y., Saruhashi, K., and Mogi, K.: Acoustic emission from rock specimen under cyclic loading, In *Progress on Acoustic Emission VII*, 173-178, 1994.
- Mori, Y., Obata, Y., Pavelka, J., Sikula, J., and Lolajicek, T.: AE Kaiser effect and electromagnetic emission in the deformation of rock sample, *DGZ-Proceedings BB 90-CD, EWGAE, Lecture 14*, 157-165, 2004a.
- Mori, Y., Obata, Y., Pavelka, J., Sikula, J., and Lolajicek, T.: AE Kaiser effect and electromagnetic emission in the deformation of rock sample, *J. Acoustic Emission*, 22, 91-101, 2004b.
- Mori, Y., Sedlak, P., and Sikula, J.: Estimation of rock in-situ stress by acoustic and electromagnetic emission, in *Advanced Materials Research*, 13-14, 357-362, 2006.

- Mori, Y., and Obata, Y.: Electromagnetic emission and AE Kaiser Effect for estimating rock in-situ stress, Report of the research Institute of Industrial Technology, Nihon University, No. 93, 2008.
- Mori, Y., Obata, Y., and Sikula, J.: Acoustic and electromagnetic emission from crack created in rock sample under deformation, *J. Acoustic Emission*, 27, 157-166, 2009.
- Muto, J., Nagahama, H., Miura, T., and Arakawa, I.: Frictional discharge at fault asperities: origin of fractal seismo-electromagnetic radiation, *Tectonophysics*, 431, 113-122, 2007.
- Nasuno, S., Kudrolli, A., Bak, A., and Gollub, J. P.: Time-resolved studies of stick-slip friction in sheared granular layers, *Phys. Rev. E*, 58, 2161-2171, 1998.
- Nitsan V.: Electromagnetic emission accompanying fracture of quartz-bearing rocks, *Geophys. Res. Lett.*, 4(8), 333-336, 1977.
- Ohnaka, M.: Acoustic emission during creep of brittle rock, *Int. J. Mech. Min. Sci. and Geomech. Abstr.*, 20, 121-134, 1983.
- Ohnaka, M., and Mogi, K.: Frequency characteristics of acoustic emission in rocks under uniaxial compression and its relation to the fracturing process to failure, *J. Geophys. Res.*, 87(B5), 3873-3884, doi:10.1029/JB087iB05p03873, 1982.
- Ohnaka, M., and Shen, I.: Scaling of the shears rupture process from nucleation to dynamic propagation: Implications of geomagnetic irregularity of rupturing surfaces, *J. Geophys. Res.*, 104, 817-844, 1999.
- Orihara, Y., Kamogawa, M., Nagao, T., and Uyeda, S.: Preseismic anomalous telluric current signals observed in Kozu-shima Island, Japan, *PNAS*, online-before-print, doi: 10.1073/pnas.1215669109, 2012.
- Ouzounov, O., and Freund, F: Mid-infrared emission prior to strong earthquakes analyzed by remote sensing data, *Adv. in Space Res.*, 33, 268-273, 2004.
- Papadimitriou, C., Kalimeri, M., and Eftaxias, K.: Nonextensivity and universality in the EQ preparation process, *Phys. Rev. E*, 77, 036101, 2008.
- Park J.-W., and Song, J.-J.: Numerical method for determination of contact areas of a rock joint under normal and shear loads, *Int. J. Rock Mech. Min. Sci.*, 58, 8-22, 2013.
- Paterson, M.: Experimental rock deformation, Springer, Berkin-New York, 1978.
- Ponomarev, A. Zavyalov, A., Smirnov, V., and Lockner, D.: Physical modelling of the formation and evolution of seismically active fault zones, *Tectonophysics*, 277, 57-81, 1997.
- Potirakis, S. M., Minadakis, G., Nomicos, C., and Eftaxias, K.: A multidisciplinary analysis for traces of the last state of earthquake generation in preseismic electromagnetic emissions, *Nat. Hazards and Earth Syst. Sci.*, 11, 2859-2879, doi:10.5194/nhess-11-2859-2011, 2011.
- Potirakis, S. M., Minadakis, G., and Eftaxias, K.: Analysis of electromagnetic pre-seismic emissions using Fisher information and Tsallis entropy, *Physica A*, 391, 300-306, doi:10.1016/j.physa.2011.08.003, 2012a.
- Potirakis, S. M., Minadakis, G., and Eftaxias, K.: Relation between seismicity and pre-earthquake electromagnetic emissions in terms of energy, information and entropy content, *Nat. Hazards Earth Syst. Sci.*, 12, 1179-1183, doi:10.5194/nhess-12-1179-2012, 2012b.
- Potirakis, S. M., Minadakis, G., and Eftaxias, K.: Sudden drop of fractal dimension of electromagnetic emissions recorded prior to significant earthquake, *Nat. Hazards*, 64(1), 641-650, doi: 10.1007/s11069-012-0262-x, 2012c.
- Pulinets, S., LegenŠka, A., Gaivoronskaya, T., and Depuev, V.: Main phenomenological of ionospheric precursors of strong earthquakes, *J. Atmos. Sol.-Terr. Phy.*, 65, 1337-1347, 2003.
- Pulinets, S., and Boyarchuk, K.: *Ionospheric Precursors of Earthquakes*, Springer, Berlin, 2005
- Qian, S., Yian, J., Cao, H., Shi, S., Lu, Z., Li, J., and Ren, K.: Results of the observations on seismo-electromagnetic waves at two earthquake areas in China, in *Electromagnetic Phenomena related to Earthquake prediction*, edited by M. Hayakawa, and Y. Fujinawa, Terrapub, Tokyo, 205-211, 1994.

- Rabinovitch, A., Bahat, D., and Frid, V.: Comparison of electromagnetic radiation and acoustic emission in granite fracturing, *Int. J. Fracture*, 71(2), R33-R41, 1995.
- Rabinovitch, A., Bahat, D., and Frid, V.: Similarity and dissimilarity of electromagnetic radiation from carbonate rocks under compression, drilling and blasting, *Int. J. Rock Mech. & Min. Sci.*, 39, 125-129, 2002.
- Reches, Z.: Mechanisms of slip nucleation during earthquakes, *Earth and Planetary Sci. Lett.*, 170, 475-486, 1999.
- Rundle, J. B., Turcotte, D. L., Shcherbakov, R., Klein, W., and Sammis, C.: Statistical physics approach to understanding the multiscale dynamics of earthquake fault systems, *Rev. Geoph.*, 41(4), 1019-1049, doi:10.1029/2003RG000135, 2003.
- Sadovskii, M. (ed.): *Electromagnetic precursors of earthquakes*, Nauka Moscow, 1982.
- Sammis, C. G., and Sornette, D.: Positive feedback, memory, and the predictability of earthquakes, *PNAS*, 99, 2501-2508, doi: 10.1073/pnas.012580999, 2002.
- Schiavi, A., Niccolini, G., Terrizzo, P., Carpinteri, A., Lacidogna, G., and Manuella, A.: Acoustic emissions at high and low frequencies during compression tests in brittle materials, *Strain*, 47, 105-110, 2011.
- Scholz, C.: The frequency magnitude relation of microfracturing in rock and its relation to earthquakes, *BSSA*, 58, 399-415, 1968.
- Scholz, C.: *The mechanics of earthquakes and faulting*, Cambridge University Press, Cambridge, 1990.
- Scholz, C. H.: Earthquakes and friction laws, *Nature*, 391, 37-42, doi:10.1038/34097, 1998.
- Scholz, C., Sykes, L., and Aggarwal, Y.: Earthquake prediction: A physical basis, *Science*, 181, 803-809, 1973.
- Shen, L., and Li, J.: A numerical simulation for effective elastic moduli of plates with various distributions and sizes of cracks, *Int. J. of Solids and Structures*, 41, 7471-7492, 2004.
- Shklovsky, B.: *Electronic properties of doped semiconductors*, Berlin, Springer, 1984.
- Shkuratnik, V. L., and Lavrov, A. V.: Kaiser effect in rocks undergone polyaxial loading, *J. Mining Sci.*, 38, 48-56, 2002.
- Sobolev, G.A.: *Fundamental of earthquake prediction*, ERC, Moscow, 1995.
- Sobolev, G.A., and Ponomarev, A.V.: *Earthquake physics and precursors*, Nauka, Moscow, 270 pp., 2003.
- Sornette, D.: Earthquakes: from chemical alteration to mechanical rupture, *Physics Reports*, 313, 237-291, 1999.
- Sornette, D.: *Critical Phenomena in Natural Sciences*, Springer, 2000.
- Sornette, A., and Sornette, D.: Earthquake rupture as a critical point: Consequences for telluric precursors, *Tectonophysics*, 179, 327-334, 1990.
- Sornette, D., and Sammis, C.: Complex critical exponents from renormalization group theory of Earthquakes: Implications for Earthquake predictions, *J. Phys. I.*, 5, 607-619, 1995.
- Sornette, D., and Andersen, J. V.: Scaling with respect to disorder in time-to-failure, *Eur. Phys. J. B*, 1, 353-357, 1998.
- Stanchits, S., Vinciguerra, S., and Dresen, G.: Ultrasonic velocities, acoustic emission characteristics and crack damage of basalt and granite, *Pure and Appl. Geophys.*, 163(5-6), 975-994. doi:10.1007/s00024-006-0059-5, 2006.
- Stauffer, D.: *Introduction to percolation theory*, Taylor, London, 1985.
- Surkov, V., Uyeda, S., Tanaka, H., and Kayakawa, M.: Dractal properties of medium and seismoelectric phenomena, *J. Geodynamics*, 33, 477-487, 2002.
- Turcotte, D. L., Newman, W. I., and Shcherbakov, R.: Micro and macroscopic models of rock fracture, *Geophys. J. Int.*, 152, 718-728, 2003.

- Uyeda, S., Nagao, T., and Kamogawa, M.: Short-term earthquake prediction: Current status of seismo-electromagnetics, *Tectonophysics*, 470(3-4), 205-213, 2009a.
- Uyeda, S., Kamogawa, M., and Tanaka, H.: Analysis of electrical activity and seismicity in the natural time domain for the volcanic-seismic swarm activity in 2000 in the Izu Island region, Japan. *J Geophys. Res.*, 114, B02310, doi:10.1029/2007JB005332, 2009b.
- Varotsos, P. and Alexopoulos, K.: *Thermodynamics of Point Defects and their Relation with the Bulk Properties*, North Holland, Amsterdam, 1986.
- Varotsos, P. A., Sarlis, N. V., and Skordas, E. S.: Spatio-temporal complexity aspects on the interrelation between seismic electric signals and seismicity. *Pract. Athens Acad.*, 76, 294-321, 2001.
- Varotsos, P., Sarlis, N., and Skordas, E. S.: Long-range correlations in the electric signals that precede rupture: Further investigations. *Phys. Rev. E*, 67, 021109(1-13), 2003a.
- Varotsos, P. A., Sarlis, N. V., and Skordas, E. S.: Electric fields that “Arrive” before the time derivative of the magnetic field prior to major earthquakes, *Phys. Rev. Lett.*, 91(14), 148501(1-4), 2003b.
- Varotsos, P. A., Sarlis, N. V., Tanaka, H. K., and Skordas, E. S.: Similarity of fluctuations in correlated systems: The case of seismicity. *Phys. Rev. E*, 72, 041103(1-8), 2005.
- Varotsos, P. A., Sarlis, N. V., Skordas, E. S., Tanaka, H. K., and Lazaridou, M. S.: Entropy of seismic electric signals: Analysis in the natural time under time reversal. *Phys. Rev. E*, 73, 031114, 2006.
- Varotsos, P., Sarlis, N., and Skordas, E. S.: *Natural Time Analysis: The New View of Time*, Springer, Berlin, 2011.
- Veje, C. T., Howell, D. W., and Behringer, R. P.: Kinematics of a two-dimensional granular Couette experiment at the transition to shearing, *Phys. Rev. E*, 59, 739-745, 1999.
- Welker, P., and McNamara, A.: Precursors of failure and weakening in a biaxial test, *Granular Matter*, 13, 93-105, 2011.
- Wilson, B., Dewers, T., Reches, Z., and Brune, J.: Particle size and energetics of gouge from earthquake rupture zones, *Nature*, 434, 749-752, 2005.
- Wu, F. and Thomsen, L.: Microfracturing and deformation of Westerley granite under creep conditions, *Int. J. Rock Mech. Min. Sci. and Geomech. Abstr.*, 12, 167-173, 1975.
- Yamshchikov, V. S., Shkuratnik, V. L., and Lavrov, A. V., Memory effects in rocks (review), *J. Mining Sci.*, 30(5), 463-473, 1994.
- Yamada, I., Masuda, K., and Mizutani, H.: Electromagnetic and acoustic emission associated with rock fracture, *Phys. Earth Planet. Int.*, 57, 157-68, 1989.
- Zavyalov, A.D., and Sobolev, G.A.: Analogy in precursors of dynamic events at different scales, *Tectonophysics*, 152, 277-282, 1988.
- Zhang, J., Soutis, C., and Fan, J.: Strain energy release rate associated with local delamination in cracked composite laminates, *Composites*, 25, 851-862, 1994a.
- Zhang, S., Cox, S.F., and Paterson, M.S.: The influence of room temperature deformation on porosity and permeability in calcite aggregates, *J. Geophys. Res.*, 99, 15761-15775, 1994b.
- Zhang, P., Li, N., Li, X-b., Nordlund, E.: Compressive failure model for brittle rocks by shear faulting and its evolution of strength components, *International journal of Rock Mechanics and Mining Sciences*, 46, 830-841, 2009.