

The Feasibility Conditions for Interference Alignment in MIMO Networks

Liangzhong Ruan, *Student Member, IEEE*, Vincent K.N. Lau, *Fellow, IEEE*,
and Moe Z. Win, *Fellow, IEEE*

Abstract—Interference alignment (IA) has attracted great attention in the last few years for its breakthrough performance in interference networks. However, despite the numerous works dedicated to IA, the feasibility conditions of IA remains unclear for most network topologies. The IA feasibility analysis is challenging as the IA constraints are sets of high-degree polynomials, for which no systematic tool to analyze the solvability conditions exists. In this work, by developing a new mathematical framework that maps the solvability of sets of polynomial equations to the linear independence of their first-order terms, we propose a sufficient condition that applies to MIMO interference networks with general configurations. We have further proved that this sufficient condition matches with the necessary conditions under a wide range of configurations. These results further consolidate the theoretical basis of IA.

I. INTRODUCTION

Interference has been a fundamental performance bottleneck in wireless communication. Conventional schemes either treat interference as noise or use channel orthogonalization to avoid interference. However, these schemes are non-capacity achieving in general. Interference alignment (IA), first proposed in [1], significantly improves the performance of interference networks by aligning the aggregated interference from multiple sources into a lower dimensional subspace. For instance, in a system with K transmitter-receiver (Tx-Rx) pairs and N antennas at each node, the IA achieves a total throughput which scales as $\mathcal{O}(\frac{KN}{2} \log(\text{SNR}))$ [2]. This scaling law is optimal and well dominates that of conventional orthogonalization schemes, i.e. $\mathcal{O}(N \log(\text{SNR}))$. The IA solution in [2] is also applied to other topologies such as the MIMO-X channels [3] and MIMO relay channels [4] and achieves the optimal throughput scaling law. As such, there is a surge in the research interests of IA.

To achieve the optimal scaling law of throughput, the IA solution in [2] requires $\mathcal{O}((KN)^{2K^2N^2})$ dimensions of signal space, which is realized by time or frequency domain symbol extension. Such symbol extension approach is difficult to implement in practice due to the huge dimensions of the signal space involved. To overcome this problem, IA designs with signal space dimension limited by the number of antennas,

are proposed in [5]–[9] for practical MIMO systems. In the IA designs proposed in [5]–[7], closed-form solutions are obtained for few specific and simple configurations. For instance, in [5], all Rx have 2 antennas. In [6], all nodes have $(K + 1)$ antennas. And in [7], there are only 2 Rxs in the network. Moreover, in all the works mentioned above, each Tx only has one independent data stream. Iterative IA solutions based on alternating optimization are proposed for MIMO interference networks with general configurations in [8], [9]. However, these approaches may not converge to the global optimal solution.

When the signal space dimension is limited, the IA is not always feasible. Therefore, the characterization of the feasibility conditions under limited signal space dimension is the primary issue to address. In general, the feasibility of the IA problem is associated with the solvability of a set of polynomial equations, which is the focus of *algebraic geometry* [10], [11]. There are very few works that studied the feasibility condition of IA problems using *algebraic geometry* [12]–[15]. In [12], the authors studied the feasibility condition of IA problem in single stream MIMO interference networks using *Bernstein's Theorem* in algebraic geometry [11, Thm. 5.4, Ch. 7]. This work has been extended to the multiple stream case by two parallel works [13], and [14,15], respectively. The first approach in [13] established some necessary conditions for the IA feasibility condition for general network topology by analyzing the dimension of the *algebraic varieties* [10]. The authors further showed that these conditions are also sufficient when the number of antennas and data streams at every node are identical. The second approach in [14], [15] established a similar necessary conditions for the IA feasibility problem based on *algebraic independence* between the IA constraints. The authors further proved that these conditions are also sufficient when the number of data stream at every node is the same and the number of antennas at every node is divisible by the number of data streams. In summary, the aforementioned works have proposed some necessary conditions for MIMO interference networks with general configuration, but the proposed sufficient conditions are limited to specific configurations.

In this paper, we develop new tools in algebraic geometry which allows us to address the IA feasibility issue in the general configuration. The newly developed tool maps the solvability of a set of general polynomial equations to the *linear independence* of their first order terms. Based on this new tool, we can extend our understanding on the IA feasibility conditions in the following aspects:

This work is funded by Hong Kong Research Grants Council RGC 614910.

L. Ruan is with the Electronic and Computer Engineering Department, Hong Kong University of Science and Technology. The author is also a visiting student at Massachusetts Institute of Technology (e-mail: lruan@mit.edu).

V. K. N. Lau is with the Electronic and Computer Engineering Department, Hong Kong University of Science and Technology (e-mail: eeknlau@ust.hk).

M. Z. Win is with the Laboratory for Information and Decision Systems (LIDS), Massachusetts Institute of Technology (e-mail: moewin@mit.edu).

- A. Further tighten the IA feasibility conditions from the *necessary* side;
- B. Propose and prove a *sufficient* condition of IA feasibility which applies to MIMO interference networks with *general* configurations;
- C. Prove that scaling the number of antennas and data streams of a network simultaneously preserves IA feasibility;
- D. Determine the necessary and sufficient conditions of IA feasibility in a wider range of network configurations comparing with the results given in [13]–[15].

Organization: Section II presents the system model and define the IA feasibility problem. Section III-A pairs the analytical results of this paper to their contributions. Section III-B provides the proofs of the results based on a new mathematical framework. Section IV gives the conclusion.

Notations: a , \mathbf{a} , \mathbf{A} , and \mathcal{A} represent scalar, vector, matrix, set/space, respectively. \mathbb{N} , \mathbb{Z} and \mathbb{C} denote the set of natural numbers, integers and complex numbers, respectively. The operators $(\cdot)^T$, $(\cdot)^H$, $\det(\cdot)$, $\text{rank}(\cdot)$, and $\mathcal{N}(\cdot)$ denote transpose, Hermitian transpose, determinate, rank, and null space of a matrix. And the operators $\langle \cdot \rangle$, $\mathcal{V}(\cdot)$ denote the ideal, and the vanishing set [16] of a set of polynomials. For a field \mathcal{K} , $\mathcal{K}[x_1, \dots, x_j]$ represents the field of rational functions in variables x_1, \dots, x_j with coefficients drawn from \mathcal{K} . $\text{size}(\cdot)$ represents the size of a vector and $|\cdot|$ represents the cardinality of a set. $\mathbf{I}(\cdot)$ is the indicator function. $\dim(\cdot)$ denotes the dimension of a space. $\text{span}(\mathbf{A})$ and $\text{span}(\{\mathbf{a}\})$ denote the linear space spanned by the column vectors of \mathbf{A} and the vectors in set $\{\mathbf{a}\}$, respectively. $\text{gcd}(n, m)$ denotes the greatest common divisor of n and m , $n|m$ denotes that n divides m , and $\text{mod}(n, m)$ denotes n modulo m , $n, m \in \mathbb{Z}$. $\text{diag}^n(\mathbf{A}, \dots, \mathbf{X})$ represents a block diagonal matrix with submatrixes $\mathbf{A}, \dots, \mathbf{X}$ on its n -th diagonal. For instance, $\text{diag}^{-1}([2, 1], [1, 2]) = \begin{bmatrix} 0 & 0 & 0 & 0 & 0 & 0 \\ 2 & 1 & 0 & 0 & 0 & 0 \\ 0 & 0 & 1 & 2 & 0 & 0 \end{bmatrix}$. $\text{diag}(\mathbf{A}, \dots, \mathbf{X}) = \text{diag}^0(\mathbf{A}, \dots, \mathbf{X})$, and $\text{diag}[n](\mathbf{A}) = \text{diag}(\underbrace{\mathbf{A}, \dots, \mathbf{A}}_{n \text{ times}})$. The symbol “ \cong ” denotes the isomorphism relation [17].

II. SYSTEM MODEL AND PROBLEM FORMULATION

Consider a MIMO interference network consisting of K Tx-Rx pairs, with Tx k sending d_k independent data streams to Rx k . Tx k is equipped with M_k antennas and Rx k has N_k antennas. The received signal $\mathbf{y}_k \in \mathbb{C}^{d_k}$ at Rx k is given by:

$$\mathbf{y}_k = \mathbf{U}_k^H \left(\mathbf{H}_{kk} \mathbf{V}_k \mathbf{x}_k + \sum_{j=1, j \neq k}^K \mathbf{H}_{kj} \mathbf{V}_j \mathbf{x}_j + \mathbf{z} \right) \quad (1)$$

where $\mathbf{H}_{kj} \in \mathbb{C}^{N_k \times M_j}$ is the channel state matrix from Tx j to Rx k , whose entries are independent random variables drawn from continuous distributions. $\mathbf{x}_k \in \mathbb{C}^{d_k}$ is the encoded information symbol for Rx k , $\mathbf{U}_k \in \mathbb{C}^{N_k \times d_k}$ is the decorrelator of Rx k , and $\mathbf{V}_j \in \mathbb{C}^{M_j \times d_j}$ is the transmit precoding matrix at Tx j . $\mathbf{z} \in \mathbb{C}^{N_k \times 1}$ is the white Gaussian noise with zero mean and unit variance.

Following the previous works on IA for K -pairs MIMO interference networks [12]–[15], [18], in this work, we focus on the feasibility issue of the following problem:

Problem 1 (IA on MIMO Interference Networks):

For a MIMO interference network with configuration $\chi = \{(M_1, N_1, d_1), (M_2, N_2, d_2), \dots, (M_K, N_K, d_K)\}$, design transceivers $\{\mathbf{U}_k \in \mathbb{C}^{N_k \times d_k}, \mathbf{V}_j \in \mathbb{C}^{M_j \times d_j}\}$, $k, j \in \{1, \dots, K\}$ that satisfy the following constraints:

$$\text{rank}(\mathbf{U}_k^H \mathbf{H}_{kk} \mathbf{V}_k) = d_k, \quad \forall k, \quad (2)$$

$$\mathbf{U}_k^H \mathbf{H}_{kj} \mathbf{V}_j = \mathbf{0}, \quad \forall k \neq j. \quad (3)$$

III. FEASIBILITY CONDITIONS

In this section, we will first list the main results and pair them with the contributions. Then we prove these results in the second subsection. Readers can refer to [19] for a summary of the main theoretical approaches prior to this work, and a brief introduction to the concept of algebraic independence.

A. Main Results

1) *Theorems Applicable to General Configurations:* The following two theorems summarize the main result on the necessary side and the sufficient side, respectively.

Theorem 3.1 (Necessary Conditions of IA Feasibility): If Problem 1 has solution, then the network configuration χ must satisfy the following inequalities:

$$\min\{M_j, N_j\} \geq d_j, \quad \forall j \in \{1, \dots, K\} \quad (4)$$

$$\max\left\{ \sum_{j: (\cdot, j) \in \mathcal{J}_{\text{sub}}} M_j, \sum_{k: (k, \cdot) \in \mathcal{J}_{\text{sub}}} N_k \right\} \geq \sum_{j: (\cdot, j) \text{ or } (j, \cdot) \in \mathcal{J}_{\text{sub}}} d_j, \quad (5)$$

$$\sum_{j: (\cdot, j) \in \mathcal{J}_{\text{sub}}} d_j (M_j - d_j) + \sum_{k: (k, \cdot) \in \mathcal{J}_{\text{sub}}} d_k (N_k - d_k) \geq \sum_{(k, j) \in \mathcal{J}_{\text{sub}}} d_j d_k, \quad (6)$$

$\forall \mathcal{J}_{\text{sub}} \subseteq \mathcal{J}$, where $\mathcal{J} = \{(k, j) : k, j \in \{1, \dots, K\}, k \neq j\}$, (\cdot, j) (or (k, \cdot)) $\in \mathcal{J}_{\text{sub}}$ denote that there exists k (or j) $\in \{1, \dots, K\}$ such that $(k, j) \in \mathcal{J}_{\text{sub}}$. \square

Remark 3.1 (Tighter Necessary Conditions): (5) is the newly proposed necessary condition. If the cardinality of set \mathcal{J}_{sub} is restricted to be 1, we have that (5) is reduced to

$$\max\{M_j, N_k\} \geq d_k + d_j, \quad \forall j \neq k, \quad (7)$$

which is one of the necessary inequalities given in the prior works [13]–[15]. Note that the necessary conditions given in Thm. 3.1 are strictly tighter than those given in [13]–[15]. \square

Theorem 3.2 (Sufficient Condition of IA Feasibility): If the matrix described in Fig. 1 (denote this matrix as \mathbf{H}_{all}) is full row rank, Problem 1 has solutions almost surely.

The submatrixes $\mathbf{H}_{kj}^U \in \mathbb{C}^{(d_k d_j) \times (d_k (M_k - d_k))}$, $\mathbf{H}_{kj}^V \in \mathbb{C}^{(d_k d_j) \times (d_j (N_j - d_j))}$ in Fig. 1 are defined by:

$$\mathbf{H}_{kj}^U = \text{diag}[d_k] \begin{pmatrix} h_{kj}(d_k+1, 1), & h_{kj}(d_k+2, 1), & \dots, & h_{kj}(N_k, 1) \\ h_{kj}(d_k+1, 2), & h_{kj}(d_k+2, 2), & \dots, & h_{kj}(N_k, 2) \\ \vdots & \vdots & \ddots & \vdots \\ h_{kj}(d_k+1, d_j), & h_{kj}(d_k+2, d_j), & \dots, & h_{kj}(N_k, d_j) \end{pmatrix} \quad (8)$$

$$\mathbf{H}_{kj}^V = \begin{pmatrix} \text{diag}[d_j] (h_{kj}(1, d_j+1), & h_{kj}(1, d_j+2), & \dots, & h_{kj}(1, M_j)) \\ \text{diag}[d_j] (h_{kj}(2, d_j+1), & h_{kj}(2, d_j+2), & \dots, & h_{kj}(2, M_j)) \\ \dots & \dots & \dots & \dots \\ \text{diag}[d_j] (h_{kj}(d_k, d_j+1), & h_{kj}(d_k, d_j+2), & \dots, & h_{kj}(d_k, M_j)) \end{pmatrix} \quad (9)$$

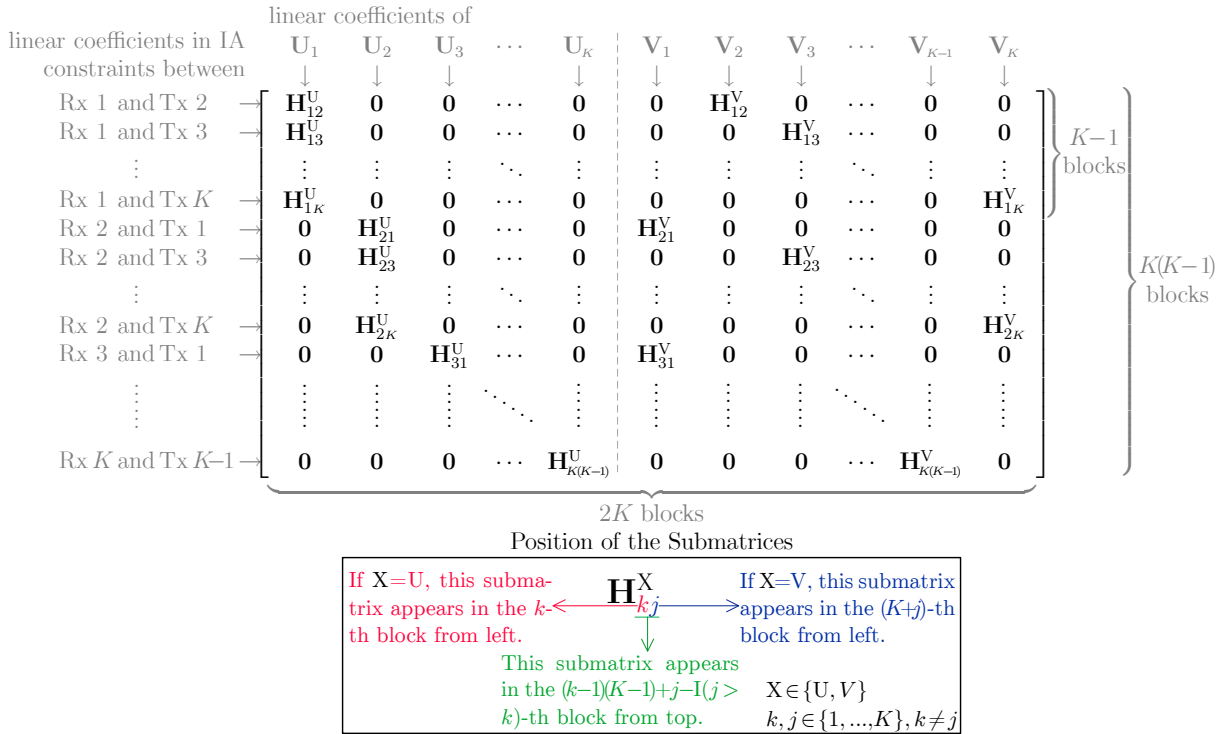


Fig. 1. The matrix scattered by the coefficient vectors of the linear terms in the polynomial form of IA constraints, i.e. (19).

where $h_{k,j}(p, q)$ denotes the element in the p -th row and q -th column of $\mathbf{H}_{k,j}$, $k \neq j, k, j \in \{1, \dots, K\}$. \square

Remark 3.2 (Interpretation of the Sufficient Condition):

The row vectors of \mathbf{H}_{all} are the coefficients of the linear terms of polynomials in the IA constraint (3). Please refer to (19), (20) for details. Hence, Thm. 3.2 claims that the linear independence of these coefficient vectors is sufficient for the IA problem to be feasible. This fact is a direct consequence of the mathematical tool we developed in algebraic geometry, i.e. Lem. 3.1–3.3. Please refer to Fig. 2 for an intuitive illustration of this mathematical tool. \square

Remark 3.3 (Contributions of Thm. 3.2): In literature, sufficient conditions of IA feasibility are limited to special network configurations. Thm. 3.2 proposes a sufficient condition which applies to MIMO interference networks with general configuration. \square

Following Thm. 3.2, we have two corollaries that depict the relation between network configuration χ and IA feasibility.

Corollary 3.1 (Configuration Dominates IA Feasibility):

Under a network configuration χ , \mathbf{H}_{all} is either always rank deficient or full row rank almost surely. Hence, if \mathbf{H}_{all} is full row rank under one realization of channel state $\{\mathbf{H}_{k,j}\}$, Problem 1 has solution almost surely in this network. \square

Following Cor. 3.1, we define the notation of “IA feasible network”, if Problem 1 has solution almost surely in this network.

Remark 3.4 (Numerical and Analytical Contributions):

Cor. 3.1 highlights the fact that the network configuration χ , rather than the specific channel state $\{\mathbf{H}_{k,j}\}$ dominates the IA feasibility. This phenomenon is useful in both numerical test and theoretical analysis: In practice, to test the IA feasibility

of a specific network, we only need to randomly generate *one* channel state and check if \mathbf{H}_{all} is full rank. Similarly, to prove that a certain category of network is IA feasible, we can try to construct some specific channel state that makes \mathbf{H}_{all} full row rank for all the networks in this category. In fact, we will exploit this property in the proof of Cor. 3.3. \square

Corollary 3.2 (Scalability of IA Feasibility): If a network with configuration $\chi = \{(M_1, N_1, d_1), \dots, (M_K, N_K, d_K)\}$ is IA feasible, then scaling it by a factor, i.e. $\chi^c = \{(cM_1, cN_1, cd_1), \dots, (cM_K, cN_K, cd_K)\}$, $c \in \mathbb{N}$ preserves its IA feasibility. \square

2) *Corollaries Applicable to Special Configurations:* In the following analysis, we show that the necessary conditions in Thm. 3.1 and the sufficient condition in Thm. 3.2 match in some network configurations. The conditions align in wider range of configurations than the existing results in [12]–[15].

Corollary 3.3 (Symmetric Case): When the network configuration χ is symmetric, i.e. $d_k = d$, $M_k = M$, $N_k = N$, $\forall k \in \{1, \dots, K\}$, and $\min\{M, N\} \geq 2d$, Problem 1 has solution almost surely if and only if inequality (10) is true, where

$$M + N - (K + 1)d \geq 0. \quad (10)$$

Remark 3.5 (Backward Compatible to [13]): If we further assume that $M = N$ and $K \geq 3$, the feasibility conditions in Cor. 3.3 is reduced to $2N - (K + 1)d \geq 0$, which is consistent with the IA feasibility conditions given in [13].

Corollary 3.4 (“Divisible” Case): When the network configuration χ satisfies 1) $d_k = d$, $\forall k$, and 2) $d|N_k$, $\forall k$ or $d|M_k$, $\forall k$, Problem 1 has solution almost surely if and only if inequality (11) is satisfied, where

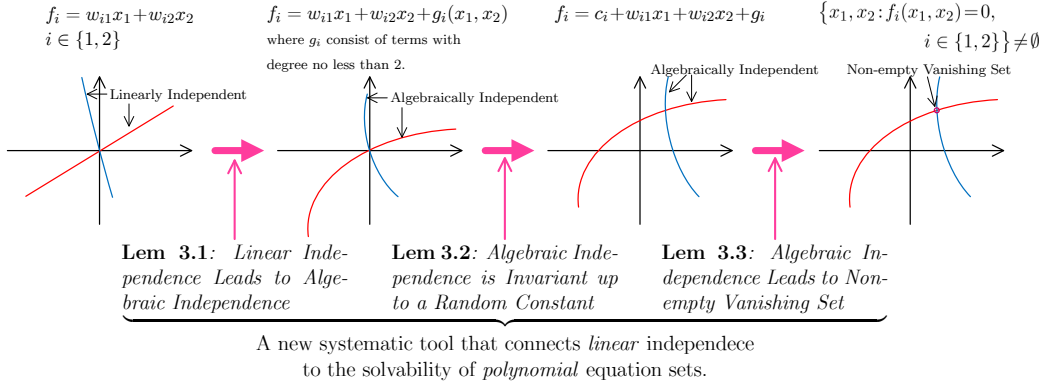


Fig. 2. Illustration of the new systematic tool that links linear independence to the solvability of polynomial equation sets.

$$\sum_{j: (\cdot, j) \in \mathcal{J}_{\text{sub}}} (M_j - d) + \sum_{k: (k, \cdot) \in \mathcal{J}_{\text{sub}}} (N_k - d) \geq d|\mathcal{J}_{\text{sub}}|, \forall \mathcal{J}_{\text{sub}} \subseteq \mathcal{J}. \quad (11)$$

□

Remark 3.6 (Backward Compatible to [12], [14], and [15]):

If we further assume that $d = 1$, then $d|M_k$, $d|N_k$ for all $k \in \{1, \dots, K\}$. In this case, Cor. 3.4 corresponds to that in [12]. Similarly, if we require both N_k and M_k are divisible by d , Cor. 3.4 is reduced to the feasibility conditions given by [14], [15]. □

B. Proof of the Feasibility Conditions

1) *Proof of Theorem 3.1:* Note that the necessity of (4) and (6) is proved in [13]–[15]. We need to prove the necessity of (5).

Suppose Problem 1 is feasible. Without loss of generality, assume for a certain set $\mathcal{J}_{\text{sub}}^\dagger \subseteq \mathcal{J}$,

$$\sum_{k: (k, \cdot) \in \mathcal{J}_{\text{sub}}^\dagger} N_k = \max \left\{ \sum_{j: (\cdot, j) \in \mathcal{J}_{\text{sub}}^\dagger} M_j, \sum_{k: (k, \cdot) \in \mathcal{J}_{\text{sub}}^\dagger} N_k \right\}. \quad (12)$$

Then for $\mathcal{J}_{\text{sub}}^\dagger$, (5) can be rewritten as:

$$\sum_{k: (k, \cdot) \in \mathcal{J}_{\text{sub}}^\dagger} N_k \geq \sum_{j: (\cdot, j) \text{ or } (j, \cdot) \in \mathcal{J}_{\text{sub}}^\dagger} d_j \quad (13)$$

We will prove that if Problem 1 has a solution, (13) must be true. Denote \mathcal{T} as the set of the indices which appears in $\mathcal{J}_{\text{sub}}^\dagger$ as Tx index but not Rx index, i.e. $\mathcal{T} \triangleq \{j_1, \dots, j_m\} = \{j: \exists k \text{ s.t. } (k, j) \in \mathcal{J}_{\text{sub}}^\dagger \text{ and } (j, k) \notin \mathcal{J}_{\text{sub}}^\dagger\}$, and denote \mathcal{R} as the set of indices which appears in $\mathcal{J}_{\text{sub}}^\dagger$ as Rx index, i.e. $\mathcal{R} \triangleq \{k_1, \dots, k_n\} = \{k: \exists j \text{ s.t. } (k, j) \in \mathcal{J}_{\text{sub}}^\dagger\}$. Denote $\{\mathbf{U}_k^*, \mathbf{V}_k^*\}$ as one of the solution. Construct three matrices:

$$\mathbf{V}_{\mathcal{T}}^* = \begin{bmatrix} \mathbf{V}_{j_1}^* & \mathbf{0} & \cdots & \mathbf{0} \\ \mathbf{0} & \mathbf{V}_{j_2}^* & \cdots & \mathbf{0} \\ \vdots & \vdots & \ddots & \vdots \\ \mathbf{0} & \mathbf{0} & \cdots & \mathbf{V}_{j_n}^* \end{bmatrix}, \mathbf{U}_{\mathcal{R}}^* = \begin{bmatrix} \mathbf{U}_{k_1}^* & \mathbf{0} & \cdots & \mathbf{0} \\ \mathbf{0} & \mathbf{U}_{k_2}^* & \cdots & \mathbf{0} \\ \vdots & \vdots & \ddots & \vdots \\ \mathbf{0} & \mathbf{0} & \cdots & \mathbf{U}_{k_m}^* \end{bmatrix},$$

$$\mathbf{H}_{\mathcal{J}_{\text{sub}}^\dagger} = \begin{bmatrix} \mathbf{H}_{k_1 j_1} & \mathbf{H}_{k_1 j_2} & \cdots & \mathbf{H}_{k_1 j_n} \\ \mathbf{H}_{k_2 j_1} & \mathbf{H}_{k_2 j_2} & \cdots & \mathbf{H}_{k_2 j_n} \\ \vdots & \vdots & \ddots & \vdots \\ \mathbf{H}_{k_m j_1} & \mathbf{H}_{k_m j_2} & \cdots & \mathbf{H}_{k_m j_n} \end{bmatrix}.$$

Then from (2) and (3), we have that:

$$\dim(\text{span}(\mathbf{V}_{\mathcal{T}}^*)) = \sum_{j \in \mathcal{T}} d_j, \quad \dim(\text{span}(\mathbf{U}_{\mathcal{R}}^*)) = \sum_{k \in \mathcal{R}} d_k, \quad (14)$$

$$\mathbf{U}_{\mathcal{R}}^{*H} \mathbf{H}_{\mathcal{J}_{\text{sub}}^\dagger} \mathbf{V}_{\mathcal{T}}^* = \mathbf{0}. \quad (15)$$

From (12), $\sum_{j \in \mathcal{T}} M_j \leq \sum_{j: (\cdot, j) \in \mathcal{J}_{\text{sub}}^\dagger} M_j \leq \sum_{k \in \mathcal{R}} N_k$, which means in $\mathcal{J}_{\text{sub}}^\dagger$, the number of rows is no more than the number of columns. Further note that the elements of $\mathbf{H}_{\mathcal{J}_{\text{sub}}^\dagger}$ are independent random variables, we have that $\mathcal{N}(\mathbf{H}_{\mathcal{J}_{\text{sub}}^\dagger}) = \{\mathbf{0}\}$ almost surely. Therefore

$$\dim(\text{span}(\mathbf{H}_{\mathcal{J}_{\text{sub}}^\dagger} \mathbf{V}_{\mathcal{T}}^*)) = \dim(\text{span}(\mathbf{V}_{\mathcal{T}}^*)) = \sum_{j \in \mathcal{T}} d_j \quad (16)$$

almost surely. From (15), $\text{span}(\mathbf{H}_{\mathcal{J}_{\text{sub}}^\dagger} \mathbf{V}_{\mathcal{T}}^*) \perp \text{span}(\mathbf{U}_{\mathcal{R}}^*)$, hence we have:

$$\begin{aligned} \sum_{k \in \mathcal{R}} N_k &\geq \dim(\text{span}(\mathbf{H}_{\mathcal{J}_{\text{sub}}^\dagger} \mathbf{V}_{\mathcal{T}}^*) + \text{span}(\mathbf{U}_{\mathcal{R}}^*)) \\ &= \dim(\text{span}(\mathbf{H}_{\mathcal{J}_{\text{sub}}^\dagger} \mathbf{V}_{\mathcal{T}}^*)) + \dim(\text{span}(\mathbf{U}_{\mathcal{R}}^*)) \\ &= \sum_{j \in \mathcal{T}} d_j + \sum_{k \in \mathcal{R}} d_k = \sum_{j: (\cdot, j) \text{ or } (j, \cdot) \in \mathcal{J}_{\text{sub}}^\dagger} d_j \end{aligned} \quad (17)$$

From (17), (13) is true. This completes the proof.

2) *Proof of Theorem 3.2:* The IA feasibility issue is challenging as there is no systematic tool to address the solvability issue of high-degree polynomial equation sets. In the following analysis, we first elaborate three lemmas. As illustrated in Fig. 2, these lemmas construct a new systematic tool that links linear independence to the solvability of polynomial equation sets. The newly developed tool is not only the key steps to handle the IA feasibility issue in this work, but also a good candidate of handling the solvability issue of sets of polynomial equations in general.

Lemma 3.1: (Linear Independence Leads to Algebraic Independence) Suppose \mathcal{K} is an algebraically closed field. Consider L polynomials $f_i \in \mathcal{K}[x_1, x_2, \dots, x_S]$, $i \in \{1, \dots, L\}$ which are given by: $f_i = \sum_{j=1}^S h_{ij} x_j + g_i$, where g_i are polynomials consisting of terms with degree no less than 2. If the coefficient vectors $\mathbf{h}_i = [h_{i1}, h_{i2}, \dots, h_{iS}]$ are linearly independent, then polynomials $\{f_i\}$ are algebraically independent.

Proof: Please refer to Appendix A for the proof. □

Lemma 3.2: (Algebraic Independence is Invariant up to a Random Constant) Suppose \mathcal{K} is an algebraically closed field. Polynomials $f_i \in \mathcal{K}[x_1, x_2, \dots, x_S]$, $i \in \{1, \dots, L\}$ are algebraically independent, and c_i are independent random variables drawn from continuous distribution in \mathcal{K} . Then $g_i = c_i + f_i$ are algebraically independent almost surely.

Proof: Please refer to Appendix B for the proof. \square

Lemma 3.3: (Algebraic Independence Leads to Non-empty Vanishing Set) Suppose \mathcal{K} is an algebraically closed field. If polynomials $f_i \in \mathcal{K}[x_1, \dots, x_S]$, $i \in \{1, \dots, L\}$ are algebraically independent, then the vanishing set of these polynomials, i.e. $\mathcal{V}(f_1, \dots, f_L) = \{(x_1, \dots, x_S) : f_i = 0, i \in \{1, \dots, L\}\}$ is non-empty.

Proof: Please refer to Appendix C for the proof. \square

In the following analysis, we prove Thm. 3.2 by applying the new tool developed above. First we transfer the IA problem (Problem 1) into another equivalent form.

Lemma 3.4 (Problem Transformation): Problem 1 is equivalent to Problem 2 (defined below) almost surely.

Problem 2 (Transformed IA Processing): Find $\{\mathbf{U}_k, \mathbf{V}_k\}$ such that $\text{rank}(\mathbf{U}_k) = \text{rank}(\mathbf{V}_k) = d_k$, $\forall k$ and satisfy (3).

Proof: Please refer to Appendix D for the proof. \square

In Problem 2, to ensure that $\text{rank}(\mathbf{U}_k) = \text{rank}(\mathbf{V}_k) = d_k$, it is sufficient to assume that the first $d_k \times d_k$ submatrix of $\mathbf{U}_k, \mathbf{V}_k$, denoted by $\mathbf{U}_k^{(1)}, \mathbf{V}_k^{(1)}$, are invertible. Then we can define $\tilde{\mathbf{U}}_k \in \mathbb{C}^{(N_k - d_k) \times d_k}$, $\tilde{\mathbf{V}}_j \in \mathbb{C}^{(M_j - d_j) \times d_j}$ as follows:

$$\begin{bmatrix} \mathbf{I}_{d_k \times d_k} \\ \tilde{\mathbf{U}}_k \end{bmatrix} = \mathbf{U}_k \left(\mathbf{U}_k^{(1)} \right)^{-1}, \quad \begin{bmatrix} \mathbf{I}_{d_j \times d_j} \\ \tilde{\mathbf{V}}_j \end{bmatrix} = \mathbf{V}_j \left(\mathbf{V}_j^{(1)} \right)^{-1}. \quad (18)$$

Then (3) is transformed into the following form:¹

$$\begin{aligned} f_{kj} &\triangleq h_{kj}(p, q) + \sum_{n=1}^{N_k - d_k} h_{kj}(d_k + n, q) \tilde{u}_k^H(n, p) \\ &+ \sum_{m=1}^{M_j - d_j} h_{kj}(p, d_j + m) \tilde{v}_j(m, q) \\ &+ \sum_{n=1}^{N_k - d_k} \sum_{m=1}^{M_j - d_j} h_{kj}(d_k + n, d_j + m) \tilde{u}_k^H(n, p) \tilde{v}_j(m, q) \\ &= \mathbf{h}_{kj} \mathbf{v} + \sum_{n=1}^{N_k - d_k} \sum_{m=1}^{M_j - d_j} h_{kj}(d_k + n, d_j + m) \tilde{u}_k^H(n, p) \tilde{v}_j(m, q) \\ &= 0 \end{aligned} \quad (19)$$

where $h_{kj}(p, q)$, $\tilde{u}_k(p, q)$, and $\tilde{v}_j(p, q)$ are the elements in the p -th row and q -th column of \mathbf{H}_{kj} , $\tilde{\mathbf{U}}_k$ and $\tilde{\mathbf{V}}_j$, respectively,

$$\begin{aligned} \mathbf{v} &= [\tilde{u}_1^H(1, 1), \tilde{u}_1^H(2, 1), \dots, \tilde{u}_1^H(N_1 - d_1, 1), \tilde{u}_1^H(1, 2), \dots, \\ &\tilde{u}_1^H(N_1 - d_1, d_1), \tilde{u}_2^H(1, 1), \dots, \tilde{u}_K^H(N_K - d_K, d_K), \\ &\tilde{v}_1(1, 1), \tilde{v}_1(2, 1), \dots, \tilde{v}_1(M_1 - d_1, 1), \tilde{v}_1(1, 2), \dots, \\ &\tilde{v}_1(M_1 - d_1, d_1), \tilde{v}_2(1, 1), \dots, \tilde{v}_K(M_K - d_K, d_K)]^T \end{aligned} \quad (20)$$

¹Here k, j, p , and q represent the index of Rx, Tx, data stream at Rx side, and data stream at Tx side, respectively. We intensively use this subscript sequence in this paper, e.g. \mathbf{h}_{kjpq} , c_{kjpq}^t , and c_{kjpq}^r .

and $\{\mathbf{h}_{kjpq}\}$ is the r -th row of \mathbf{H}_{all} defined in Fig. 1, where $r(k, j, p, q)$ is given by:

$$r(k, j, p, q) = \sum_{\substack{k^\dagger=1 \\ \neq k^\dagger}}^{k-1} \sum_{\substack{j^\dagger=1 \\ \neq k^\dagger}}^K d_{k^\dagger} d_{j^\dagger} + \sum_{\substack{j^\dagger=1 \\ \neq k}}^{j-1} d_k d_{j^\dagger} + (p-1)d_j + q. \quad (21)$$

Substituting (19) to Lem. 3.1–3.3, we can prove that Problem 1 has solution almost surely if \mathbf{H}_{all} defined in Fig. 1 is full row rank.

3) *Proof of Corollary 3.1:* Note that $\mathbf{H}_{\text{all}} \in \mathbb{C}^{C \times V}$, where $C = \sum_{k=1}^K \sum_{\substack{j=1 \\ \neq k}}^K d_k d_j$, $V = \sum_{k=1}^K d_k (M_k + N_k - 2d_k)$. \mathbf{H}_{all} is full row rank if and only if at least one of its $C \times C$ submatrices has non-zero determinant. Therefore, the statement is proved if the following proposition holds:

Proposition 3.1: Under a network configuration χ , the determinant of a $C \times C$ sub-matrix of \mathbf{H}_{all} is either always zero or non-zero almost surely.

To prove Prop. 3.1, we first have the following lemma:

Lemma 3.5: Suppose $x_1, \dots, x_S \in \mathbb{C}$ are independent random variables drawn from continuous distribution, f is a non-constant polynomial $\in \mathbb{C}[x_1, \dots, x_S]$. Then $f(x_1, \dots, x_S) \neq 0$ almost surely, i.e. the polynomial evaluated at (x_1, \dots, x_S) is non zero with probability 1.

Proof: When $k = 1$, from the Fundamental Theorem of Algebra [17], $f(x_1) = 0$ only has finite number of solutions. On the other hand, x_1 is drawn from continuous distribution. Hence $f(x_1) \neq 0$ almost surely.

For $k \geq 2$, the lemma can be proved by using mathematical induction w.r.t. k . We omit the details for conciseness. \square

From the Leibniz formula [20, 6.1.1], the determinant of a $C \times C$ sub-matrix of \mathbf{H}_{all} can be written as a polynomial $f \in \mathbb{C}(h_{kj}(p, q))$ with no constant term, where $k \neq j \in \{1, \dots, K\}$, $p \in \{1, \dots, N_k\}$, $q \in \{1, \dots, M_j\}$. Further note that the coefficients of f is determined by the configuration of the network χ . Hence, under a certain χ , f is either a zero polynomial or a non-constant polynomial. In the latter case, by applying Lem. 3.5, we have that $f \neq 0$ almost surely. This completes the proof.

4) *Proof of Corollary 3.2:* As illustrated in Fig. 3, from (8) and (9), after the scaling, each \mathbf{H}_{kj}^U (or \mathbf{H}_{kj}^V) is composed of repeating a submatrix with independent elements cd_k (or cd_j) times. Denote the s -th time of appearance of this matrix as $\mathbf{H}_{kj}^U(s)$ (or $\mathbf{H}_{kj}^V(s)$). Moreover, we can evenly partition every $\mathbf{H}_{kj}^U(s)$, $\mathbf{H}_{kj}^V(s)$ into c^2 independent blocks. Denote the l -th diagonal block in $\mathbf{H}_{kj}^U(s)$ (or $\mathbf{H}_{kj}^V(s)$) as $\mathbf{H}_{kj}^U(s, l)$ (or $\mathbf{H}_{kj}^V(s, l)$), $l \in \{1, \dots, c\}$. Rewritten \mathbf{H}_{all} as a sum of two matrices, one consists of the diagonal blocks $\{\mathbf{H}_{kj}^U(s, l)\}$, $\{\mathbf{H}_{kj}^V(s, l)\}$ and the other contains the rest of the blocks. Denote the two matrices as $\mathbf{H}_{\text{all}}^D, \mathbf{H}_{\text{all}}^{\bar{D}}$, respectively.

Since $\mathbf{H}_{\text{all}}^D, \mathbf{H}_{\text{all}}^{\bar{D}}$ are independent, it is sufficient to show that $\mathbf{H}_{\text{all}}^D$ is full row rank. As illustrated in Fig. 3, by combining $\{\mathbf{H}_{kj}^U(s, l) : s \in \{(l-1)d_k + 1, (l-1)d_k + 2, \dots, l'd_k\}\}$ with $\{\mathbf{H}_{kj}^V(s', l') : s' \in \{(l-1)d_j + 1, (l-1)d_j + 2, \dots, l'd_k\}\}$, $l, l' \in \{1, \dots, c\}$, we obtain c^2 combinations. By collecting the blocks with the same combination index (l, l') in different \mathbf{H}_{kj}^U and \mathbf{H}_{kj}^V , we obtain c^2 submatrices identical to the \mathbf{H}_{all} before scaling. Since these submatrices are full rank almost surely

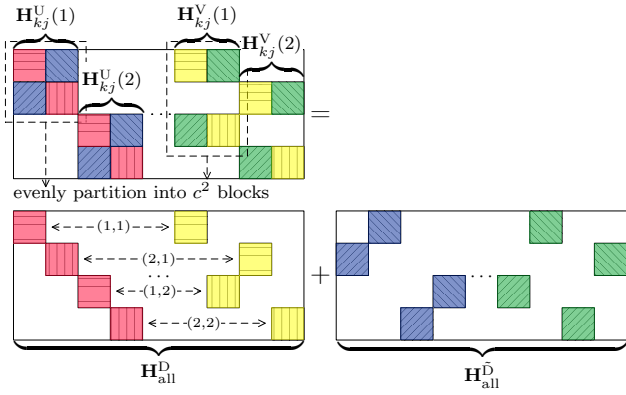


Fig. 3. Partition of \mathbf{H}_{all} . In this figure, $d_k = d_j = 1$, $c = 2$.

and are on different rows and columns of $\mathbf{H}_{\text{all}}^{\text{D}}$, $\mathbf{H}_{\text{all}}^{\text{D}}$ is full rank almost surely. This completes the proof.

5) *Proof of Corollary 3.3:* For notational convenience, we will use notation $(M \times N, d)^K$ to represent the configuration of a symmetric MIMO interference network, where the meaning of the letters are the as same those in Cor. 3.3.

The “only if” side can be easily derived from (6). We adopt the following procedures to prove the “if” side:

- Construct one special category of channel state $\{\mathbf{H}_{kj}\}$.
- Show that \mathbf{H}_{all} is full rank almost surely under the special category of channel state.
- From Cor. 3.1, if Procedure B is completed, \mathbf{H}_{all} is full rank almost surely and hence we prove the corollary.

Now we start the detailed proof following the outline illustrated above. We first have two lemmas.

Lemma 3.6 (Sufficient Condition for Full Rankness):

Denote $\mathcal{H}_k^{\text{V}} = \text{span}(\{\mathbf{h}_{kjpq} : j \in \{1, \dots, K\}, j \neq k, p, q \in \{1, \dots, d\}\} \cap \mathcal{V})$, where $\mathcal{V} = \text{span}\left(\begin{bmatrix} \mathbf{0}_{D^{\text{U}} \times D^{\text{V}}} \\ \mathbf{I}_{D^{\text{V}} \times D^{\text{V}}} \end{bmatrix}\right)$, $D^{\text{U}} = K(N-d)d$, $D^{\text{V}} = K(M-d)d$. When $N \geq 2d$, \mathbf{H}_{all} is full rank almost surely if the basis vectors of all \mathcal{H}_k^{V} , $k \in \{1, \dots, K\}$ are linearly independent.

Proof: Please refer to Appendix E for the proof. \square

Lemma 3.7 (Full Rankness of Special Matrices): A matrix \mathbf{H}_{sub} with the following structure is full rank almost surely.

- \mathbf{H}_{sub} is composed of $d \times d$ blocks, each block is composed of $K \times K$ sub-blocks, and each sub-block is aggregated by $M-d$ number of $1 \times M-d$ vectors. Matrix ① in Fig. 4 illustrates an example with $d = 2$, $K = 2$, $M = 4$.
- Denote the sub-blocks as $\mathbf{B}_{ss'kk'}$, $s, s' \in \{1, \dots, d\}$, $k, k' \in \{1, \dots, K\}$, where s, s' denote the vertical and horizontal position of the block, and k, k' denote the vertical and horizontal position of the sub-block within the block (e.g. \mathbf{B}_{1211} in Fig. 4). All diagonal blocks are block-diagonal, i.e. $\mathbf{B}_{sskk'} = \mathbf{0}$, if $k \neq k'$. Denote the k -th diagonal sub-block in block s as $\mathbf{B}_{sk}^{\text{D}}$ (e.g. $\mathbf{B}_{12}^{\text{D}}$ in Fig. 4).
- The elements in every $\mathbf{B}_{sk}^{\text{D}}$ are independent random variables drawn from continuous distribution.
- $\mathbf{B}_{sk}^{\text{D}}$ is independent of all the diagonal sub-blocks with different sub-block index, i.e. $\{\mathbf{B}_{s'k'}^{\text{D}} : k' \neq k\}$ and all the sub-blocks in the same columns and rows, i.e.

$\{\mathbf{B}_{ss'kk'}, \mathbf{B}_{s'sk'k} : s' \neq s \text{ or } k' \neq k\}$. The vectors in the off-diagonal blocks are either $\mathbf{0}$, or independent of all diagonal sub-blocks, or repetition of a certain vector in the diagonal sub-blocks (positioned in different columns).

- Define diagonal sub-blocks $\mathbf{B}_{sk}^{\text{D}}$ and $\mathbf{B}_{s'k'}^{\text{D}}$ are associated, if a certain vectors in sub-blocks $\mathbf{B}_{ss'kk'}$ or $\mathbf{B}_{s'sk'k}$, $s \neq s', k \neq k'$ is a repetition of a certain vector in the diagonal sub-blocks. Each diagonal sub-block $\mathbf{B}_{sk}^{\text{D}}$ is associated with at most one diagonal sub-block in the neighboring blocks with different sub-block index, i.e. $\mathbf{B}_{(s-1)k'}^{\text{D}}$ and $\mathbf{B}_{(s+1)k''}^{\text{D}}$, for some $k', k'' \neq k$. Note that when $s = 1$ or d , each diagonal sub-block is associated with at most one sub-block.

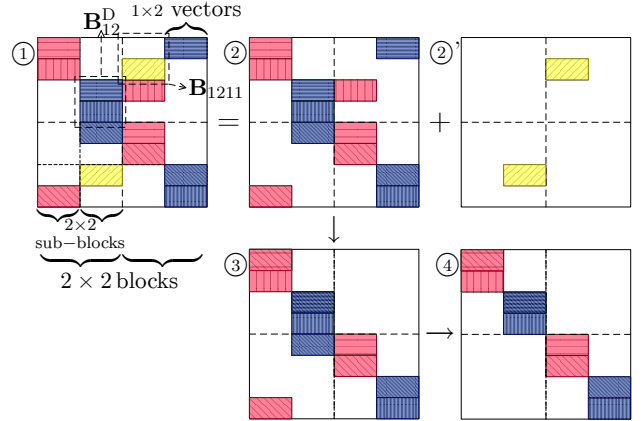


Fig. 4. Outline of the proof of Lem. 3.7.

Proof: Please refer to Appendix F for the proof. \square

Now we start the main procedures of the proof. We first narrow down the scope:

- When $K = 2$, the proof is straightforward.
- If the corollary is true in the boundary cases, i.e. $M + N = (K + 1)d$, it is true in general.
- With Cor. 3.2, it is sufficient to consider the case in which $\text{gcd}(d, N, M) = 1$. In the boundary cases, since $d | (M + N)$, $\text{gcd}(d, N, M) = 1 \Rightarrow \text{gcd}(d, M) = 1$.
- If $d = 1$, the corollary is reduced to a special case of Cor. 3.4.

Hence, we focus on cases in which $K \geq 3$, $M + N = (K + 1)d$, $\text{gcd}(d, M) = 1$, and $d \geq 2$. To improve readability of the proof, we adopt a $(7 \times 8, 3)^4$ network as an example. From Fig. 1, matrix \mathbf{H}_{all} of the example network is given by the first matrix² in Fig. 5.

- Specify $\{\mathbf{H}_{kj}^{\text{U}}\}$ as in Fig. 6, in which

$$P(k, j) = \text{mod}(d(\text{mod}(j-k, K) - 1), N-d) \quad (22)$$

$$R(k, j) = \begin{cases} d & \text{if } \text{mod}(j-k, K) \leq \lfloor \frac{N}{d} \rfloor, \\ \text{mod}(N-1, d) & \text{if } \text{mod}(j-k, K) = \lfloor \frac{N}{d} \rfloor + 1, \\ 0 & \text{otherwise.} \end{cases} \quad (23)$$

Matrix ① in Fig. 5 serves as an example of this specification. Both (22), (23) are cyclic symmetrical w.r.t.

²Note that here the value of the submatrices $\mathbf{H}_{kj}^{\text{U}}$ are specified. We will explain how we construct this specification later.

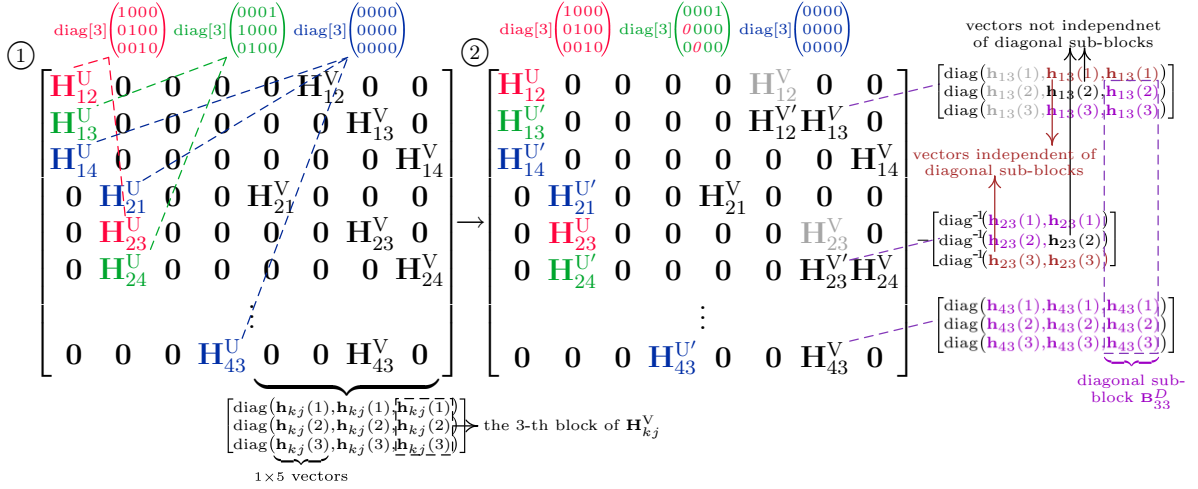


Fig. 5. Illustration of proving that \mathbf{H}_{all} is full rank in a $(7 \times 8, 3)^4$ network.

$$\mathbf{H}_{kj}^U = \text{diag}[d] \begin{pmatrix} 0 & \dots & 0 & 1 & 0 & \dots & 0 \\ 0 & \dots & 0 & 0 & 1 & \dots & 0 \\ \vdots & & & & & & \vdots \\ 0 & \dots & 0 & 0 & 0 & \dots & 1 \\ 1 & \dots & 0 & 0 & 0 & \dots & 0 \\ 0 & \dots & 0 & 0 & 0 & \dots & 0 \\ \vdots & & & & & & \vdots \\ 0 & \dots & 0 & 0 & 0 & \dots & 0 \end{pmatrix}$$

$P(k, j)$ number of 0 "1" stay on a diagonal of the matrix
 $N(k, j)$ number of nonzero rows

Fig. 6. Specify $\{\mathbf{H}_{kj}^U\}$.

user indices k, j , i.e. index pairs (k, j) and $(\text{mod}(k + \delta), \text{mod}(j + \delta))$ lead to the same $P(k, j)$ and $R(k, j)$, $\forall \delta \in \mathbb{Z}$. This property will help us to exploit the symmetry of the network configuration in the proof.

- B. From (9), each \mathbf{H}_{kj}^V consists of d independent $1 \times (M-d)$ vectors repeating for d times. For notational convenience, denote these vectors as $\mathbf{h}_{kj}(1) \sim \mathbf{h}_{kj}(d)$ and denote their s -th time of appearance as the s -th block of \mathbf{H}_{kj}^V . The small matrix below matrix ① in Fig. 5 has given such an example. As illustrated by matrix ② in Fig. 5, under the specification in Fig. 6, we can adopt row operations to remove the "1"s that reappear in the same columns. From Lem. 3.6, it is sufficient to prove that the row vectors which are occupied by the s -th block of \mathbf{H}_{kj}^V are linearly independent, where s, k , and j satisfy:

$$s \in \begin{cases} \emptyset & \text{if } \text{mod}(j-k, K) \leq \lfloor \frac{N}{d} \rfloor - 1, \\ \{\text{mod}(N, d) + 1, \dots, d\} & \text{if } \text{mod}(j-k, K) = \lfloor \frac{N}{d} \rfloor, \\ \{1, \dots, d\} & \text{otherwise.} \end{cases} \quad (24)$$

Also note that after the row operation, the $1 \sim (d-1)$ -th block of \mathbf{H}_{kj}^V , $k = \text{mod}(j-2, K) + 1$ is replicated, taken a minus sign and moved to other rows. Denote these new submatrices as $\{\mathbf{H}_{kj}^{V'}\}$, $k = \text{mod}(j-2, K) + 1$, $j \in \{1, \dots, K\}$. Now we can adopt Lem. 3.7 to prove the linear independence of the row vectors specified by (24). Specifically, for every $j \in \{1, \dots, K\}$, select the following

vectors:

- When $k = \text{mod}(j-2, K) + 1$: $\mathbf{h}_{kj}(1) \sim \mathbf{h}_{kj}(d-s)$ in the s -th block of $\mathbf{H}_{kj}^{V'}$, where $s \in \{1, \dots, d-1\}$.
- When $k = \text{mod}(j - \lfloor \frac{N}{d} \rfloor - 1, K) + 1$: $\mathbf{h}_{kj}(d^\dagger) \sim \mathbf{h}_{kj}(d)$ in the s -th block of $\mathbf{H}_{kj}^{V'}$, where $d^\dagger = d + \text{mod}(N, d) + 1 - s$, $s \in \{\text{mod}(N, d) + 1, \dots, d\}$.
- When $k = \text{mod}(j - \lfloor \frac{N}{d} \rfloor - 2, K) + 1$: $\mathbf{h}_{kj}(d^\dagger) \sim \mathbf{h}_{kj}(d)$ in the s -th block of $\mathbf{H}_{kj}^{V'}$, where $d^\dagger = \max(1, \text{mod}(N, d) + 1 - s)$, $s \in \{1, \dots, d\}$.
- When $k = \text{mod}(j-l, K) + 1$: $l \in \{\lfloor \frac{N}{d} \rfloor + 3, \dots, K\}$: all vectors in \mathbf{H}_{kj}^V .

Then as illustrated by the small matrices on the right side of Fig. 5, by adopting this selection mechanism, we have chosen $Kd(M-d)$ vectors, which form Kd number of $(M-d) \times (M-d)$ submatrices positioned on different rows and columns. Denote these submatrices as \mathbf{B}_{sj} , where $s \in \{1, \dots, d\}$ and $j \in \{1, \dots, K\}$ represent the block and user index, respectively. Map \mathbf{B}_{sj} to $\mathbf{B}_{s'j}^D$ in Lem. 3.7, where s and s' satisfy: $s = \text{mod}(d + (d-s') \text{mod}(M, d) - 1, d) + 1$. As $\text{gcd}(M, d) = 1$, this is a one to one mapping. Since the submatrices are positioned on different rows and columns, we can move them to the principle diagonal and verify that the structures required in Lem. 3.7 are satisfied. This completes the proof.

6) *Proof of Corollary 3.4*: We first prove some key lemmas and then turn to the main flow of the proof.

Lemma 3.8 (Sufficient Conditions for IA Feasibility): If there exists a set of binary variables $\{c_{kjpq}^t, c_{kjpq}^r \in \{0, 1\}\}$, $k, j \in \{1, \dots, K\}$, $k \neq j$, $p \in \{1, \dots, d_k\}$, $q \in \{1, \dots, d_j\}$ that satisfy the following constraints, Problem 1 has solution almost surely.

$$c_{kjpq}^t + c_{kjpq}^r = 1, \quad (25)$$

$$\sum_{j=1, j \neq k}^K \sum_{q=1}^{d_j} c_{kjpq}^r \leq N_k - d_k, \quad \forall k, \quad (26)$$

$$\sum_{k=1, k \neq j}^K \sum_{p=1}^{d_k} c_{kjpq}^t \leq M_j - d_j, \quad \forall j, \quad (27)$$

$$\begin{aligned} c_{kj1q}^t &= \dots = c_{kj d_k q}^t, \forall k, j, q, \text{ OR} \\ c_{kjp1}^t &= \dots = c_{kjp d_j}^t, \forall k, j, p. \end{aligned} \quad (28)$$

Proof: Please refer to Appendix G for the proof. \square

Remark 3.7 (Interpretation of c_{kjpq}^t, c_{kjpq}^r): The binary variables c_{kjpq}^t, c_{kjpq}^r represent a *constraint allocation* policy. An IA constraint $f_{kjpq} = 0$ (defined in (19)) can be assigned to transceivers with non-zero coefficients in f_{kjpq} , i.e. $\tilde{\mathbf{u}}_{kp} \in \mathbb{C}^{1 \times (N_k - d_k)}$ or $\tilde{\mathbf{v}}_{jq} \in \mathbb{C}^{1 \times (N_j - d_j)}$. Here $\tilde{\mathbf{u}}_{kp}$ ($\tilde{\mathbf{v}}_{jq}$) denotes the p (q)-th column of $\tilde{\mathbf{U}}_k$ ($\tilde{\mathbf{V}}_j$). $c_{kjpq}^r = 1$ ($c_{kjpq}^t = 1$) means that the IA constraint $f_{kjpq} = 0$ is assigned to the decorrelator (precoder) for the p (q)-th stream at Rx k (Tx j). \square

Remark 3.8 (Meaning of Constraints in Lem. 3.8):

- (25): Each IA constraint $f_{kjpq} = 0$ is assigned once and only once.
- (26): The total number of constraints assigned to the decorrelator of any stream, i.e. $\tilde{\mathbf{u}}_{kp}$ is no more than the length of this decorrelator, i.e. $\text{size}(\tilde{\mathbf{u}}_{kp}) = N_k - d_k$.
- (27): The dual version of (26).
- (28): The constraint assignment policy $\{c_{kjpq}^r, c_{kjpq}^t\}$ is symmetric w.r.t. Rx side stream index p or Tx side stream index q . \square

The following lemma illustrate the relation between the *sufficient* conditions proposed in Lem. 3.8 and the *necessary* conditions proposed in Thm. 3.1.

Lemma 3.9 (Necessary Conditions of IA Feasibility): A network configuration χ satisfies the necessary feasibility condition (6), if and only if there exists a set of binary variables $\{c_{kjpq}^t, c_{kjpq}^r \in \{0, 1\}\}$, $k, j \in \{1, \dots, K\}$, $k \neq j$, $p \in \{1, \dots, d_k\}$, $q \in \{1, \dots, d_j\}$ that satisfy (25)–(27).

Proof: Please refer to Appendix H for the proof. \square

Remark 3.9 (Insight of Lem. 3.8, 3.9): Prior works studying the IA feasibility problem on MIMO interference networks have shown that the *properness*³ condition, i.e. (6), is the major factor that characterizes the IA feasibility conditions. However, (6) contains $\mathcal{O}(2^{K^2})$ number of correlated inequalities. Such a complicated condition is hard to trace in both analysis and practice.

Lem. 3.9 enables us to significantly simplify (6). By exploiting the idea of *constraint allocation*, Lem. 3.9 converts (6) to (25)–(27), which consist of only $\mathcal{O}(K)$ number of constraints. Lem. 3.8 shows that with an additional requirement (28) on the constraint allocation policy $\{c_{kjpq}^t, c_{kjpq}^r\}$, the IA feasibility is guaranteed. \square

Now we turn to the main flow of the proof for Cor. 3.4. The “only if” side is directly derived from (6). The “if” side is completed by adopting Lem. 3.8. Please refer to Appendix I for the details of constructing $\{c_{kjpq}^{t*}, c_{kjpq}^{r*}\}$ which satisfy (25)–(28).

IV. SUMMARY AND FUTURE WORK

This work further consolidates the theoretical basis of IA. We have proved a sufficient condition of IA feasibility

³This terminology is first defined in [12], which means the number of the free variables in transceiver design must be no less than the number of the IA constraints.

which applies to MIMO interference networks with general configurations and discovered that IA feasibility is preserved when scaling the network. Further analysis show that the sufficient condition and the necessary conditions coincide in a wide range of network configurations and provide some simple analytical conditions. These results unify and extend the pertaining theoretical works in the literature [12]–[15] and facilitate future analysis on MIMO interference networks.

Despite the progress made in the prior works and this work, the issue of IA feasibility is yet not fully solved. In particular, there may be gaps between the necessary conditions in Thm. 3.1 and the sufficient condition in Thm. 3.2 and therefore the exact feasibility conditions of IA are still not determined in general. Merging the gap between the necessary and the sufficient side shall be the direction for future works.

APPENDICES

A. Proof of Lemma 3.1

When vectors $\{\mathbf{h}_i\}$ are linearly independent, we have that $L \leq S$. Note that if the lemma holds when $L = S$, it must hold in general. We will use contradiction to prove the statement. Suppose $f_i, i \in \{1, 2, \dots, L\}$ are algebraically dependent. Then from the definition, there must exist a nonzero polynomial p , such that $p(f_1, f_2, \dots, f_S) = 0$. Without loss of generality, denote $p = p_0 + p_1 + \dots + p_D$, where p_d contains all the d -th degree terms in p , $D \in \mathbb{N}$. Then we have:

$$\begin{aligned} p(f_1, f_2, \dots, f_S) &= p_0 + p_1 \left(\sum_{j=1}^S h_{1j} x_j, \dots, \sum_{j=1}^S h_{Sj} x_j \right) + \\ &\left(p_1(g_1, \dots, g_S) + \sum_{d=2}^D p_d(f_1, f_2, \dots, f_S) \right) = 0 \end{aligned} \quad (29)$$

Note that all the terms in $(p_1(g_1, \dots, g_S) + \sum_{d=2}^D p_d(f_1, f_2, \dots, f_S))$ have degree no less than 2, from (29), $p_1(\sum_{j=1}^S h_{1j} x_j, \dots, \sum_{j=1}^S h_{Sj} x_j) = 0, \forall x_1, \dots, x_j \in \mathcal{K}$. Denote $y_i = \sum_{j=1}^S h_{ij} x_j$, we have that:

$$p_1(y_1, \dots, y_S) = 0. \quad (30)$$

Note that the coefficient vectors \mathbf{h}_i are linearly independent, $[x_1, \dots, x_S] \rightarrow [y_1, \dots, y_S]$ is a bijective linear map. Therefore, $\{y_1, \dots, y_S\} \cong \{x_1, \dots, x_S\} = \mathcal{K}^S$. Hence, from (30), we have that $\mathcal{V}(p_1) = \{y_1, \dots, y_S\} \cong \mathcal{K}^S$, which means p_1 must be a zero polynomial.

Similarly, when p_1 is a zero polynomial, by analyzing the coefficients of the second order terms, we have that $\mathcal{V}(p_2) \cong \mathcal{K}^S$ and therefore p_2 is also a zero polynomial. By using mathematical induction, we can show that p_1, p_2, \dots, p_D are zero polynomials and hence p a zero polynomial, which is a contradiction with the assumption that $f_i, i \in \{1, 2, \dots, L\}$ are algebraically dependent. This completes the proof.

B. Proof of Lemma 3.2

We first prove that g_1, f_2, \dots, f_L are algebraically independent. Then the Lemma can be proved by repeating the same trick L times. We will use contradiction to prove

the statement. Suppose g_1, f_2, \dots, f_L are algebraically dependent, i.e. there exists a non zero polynomial p such that $p(g_1, f_2, \dots, f_L) = 0$. Without loss of generality, denote $p(g_1, f_2, \dots, f_L) = \sum_{d=0}^D g_1^d p_d(f_2, \dots, f_L)$, $D \in \mathbb{N}$, where p_d is a polynomial function of $f_2 \sim f_L$. Then we can define polynomial $p^\dagger(f_1, f_2, \dots, f_L)$:

$$p^\dagger(f_1, f_2, \dots, f_L) \triangleq p(f_1 + c_1, f_2, \dots, f_L) = \sum_{d=0}^D f_1^d p_d + c_1 \sum_{d=0}^D \sum_{s=0}^{d-1} \binom{s}{d} c_1^{(d-1)} f_1^{(d-s)} p_d(f_2, \dots, f_L) \quad (31)$$

where $\binom{s}{d}$ denotes the number of s -combination of a set with d elements. Note that $\sum_{d=1}^D f_1^d p_d = p(f_1, \dots, f_L)$ is nonzero, and c_1 is independent of the coefficients in p_D , we have that p^\dagger is nonzero almost surely. However, $p^\dagger(f_1, f_2, \dots, f_L) = 0$, which contradicts with the assumption that f_1, \dots, f_L are algebraically independent. This completes the proof.

C. Proof of Lemma 3.3

Since $\{f_i\}$ are algebraically independent, from [21, Thm.0.4, Lecture 2], $\mathcal{K}[f_1, \dots, f_L] \cong \mathcal{K}[y_1, \dots, y_L]$, where y_1, \dots, y_L are variables in \mathcal{K} . Hence, $\langle f_1, \dots, f_L \rangle \cong \langle y_1, \dots, y_L \rangle$, where $\langle z_1, \dots, z_L \rangle$ denotes the ideal generated by z_1, \dots, z_L . Note that ideal $\langle z_1, \dots, z_L \rangle$ is *proper*, i.e. does not contain 1, so is ideal $\langle f_1, \dots, f_L \rangle$. From Hilbert's Nullstellensatz Theorem [22, Thm. 3.1, Chap. I], $\mathcal{V}(f_1, \dots, f_L)$ is non-empty.

D. Proof of Lemma 3.4

Firstly, it is easy to see that a solution of Problem 1 is a solution of Problem 2. Conversely, since the channel state of the direct links $\{\mathbf{H}_{kk}\}$ are full rank with probability 1 and are independent of that of cross links $\{\mathbf{H}_{kj}\}$, $k \neq j$, a solution of Problem 2 is also a solution of Problem 1 with probability 1.

E. Proof of Lemma 3.6

We first have two lemmas.

Lemma E.1: In \mathbf{H}_{all} , the row vectors that are related to a same Rx are linearly independent almost surely, i.e. for every $k \in \{1, \dots, K\}$, vectors \mathbf{h}_{kjpq} , $j \in \{1, \dots, K\}$, $j \neq k$, $p, q \in \{1, \dots, d\}$, are linearly independent almost surely.

Proof: From (8), and the fact $M - d \geq d$, we have that every submatrix \mathbf{H}_{kj}^V is full rank almost surely. Since for a given k , submatrices \mathbf{H}_{kj}^V , $j \in \{1, \dots, K\}$, $j \neq k$ position on different rows and columns in \mathbf{H}_{all} , the lemma is proved. \square

Lemma E.2: As illustrated in Fig. 5, denote \mathbf{h}_{kjpq}^U as the vector consists of the first $K(N-d)d$ elements of \mathbf{h}_{kjpq} . For all $k, j, k^\dagger, j^\dagger \in \{1, \dots, K\}$, $k \neq k^\dagger$, $p, p^\dagger \in \{1, \dots, d_k\}$, $q, q^\dagger \in \{1, \dots, d_j\}$: $\mathbf{h}_{kjpq}^U \perp \mathbf{h}_{k^\dagger j^\dagger p^\dagger q^\dagger}^U$.

Proof: Straight forward from the structure of \mathbf{H}_{all} . \square

We will prove the lemma by proving its converse-negative proposition. From Lem. E.1, if \mathbf{H}_{all} is not full row rank, there must exists a non-zero vector \mathbf{h} and set $\mathcal{A}, \mathcal{B} \subset \{1, \dots, K\}$, $\mathcal{A} \cap \mathcal{B} = \emptyset$ such that

$$\mathbf{h} \in \left(\bigcup_{k \in \mathcal{A}} \mathcal{H}_k \right) \cap \left(\bigcup_{k \in \mathcal{B}} \mathcal{H}_k \right), \quad (32)$$

where $\mathcal{H}_k = \text{span}(\{\mathbf{h}_{kjpq} : j \in \{1, \dots, K\}, j \neq k, p, q \in \{1, \dots, d\}\})$. Furthermore, from Lem. E.2 and the fact that $\mathcal{A} \cap \mathcal{B} = \emptyset$, we have that the first $K(N-d)d$ elements of \mathbf{h} must be 0. By combining this fact with (33), we have that:

$$\mathbf{h} \in \left(\bigcup_{k \in \mathcal{A}} \mathcal{H}_k^V \right) \cap \left(\bigcup_{k \in \mathcal{B}} \mathcal{H}_k^V \right), \quad (33)$$

which means the basis vectors of \mathcal{H}_k^V , $k \in \mathcal{A} \cup \mathcal{B}$ are linearly dependent. This completes the proof.

F. Proof of Lemma 3.7

As illustrated by matrix ② and ②' in Fig. 4, we can separate \mathbf{H}_{sub} into two matrices, one consists of the diagonal sub-blocks and sub-blocks that are not independent of the diagonal blocks and the other consists of the sub-blocks that are independent of the diagonal sub-blocks. It is sufficient to show that the first matrix is full rank almost surely. From S3, each diagonal block is full rank almost surely. Hence, as illustrated by matrix ③ in Fig. 4, we can sequentially use row operation to make sub-blocks $\{\mathbf{B}_{(d-1)dkk'}\}$, $\{\mathbf{B}_{(d-2)(d-1)kk'}\}$, ..., $\{\mathbf{B}_{12kk'}\}$ equal to $\mathbf{0}$ and make the matrix block upper-triangular. Noticing the association pattern S5, and the inter-block independence property S4, these operations preserves the block diagonal structure S2 and the full rankness of the diagonal sub-blocks. Then we can further adopt row operation to make the matrix block diagonal, e.g. matrix ④ in Fig. 4. Since each sub-block is full rank almost surely, the entire matrix is full rank almost surely.

G. Proof of Lemma 3.8

1) *Illustration of the Proof:* We first illustrate the outline of the proof via an example and give out the rigorous proof in the next subsection.

Consider a 3-pairs MIMO interference network with configuration $\chi = \{(2, 2, 1), (2, 2, 1), (4, 2, 2)\}$. The constraint allocation $\{c_{kjpq}^r, c_{kjpq}^t\}$ is given by (34).

$$\begin{cases} c_{1211}^r, c_{2111}^r, c_{3111}^r, c_{3221}^r = 1 \\ c_{1311}^r, c_{1312}^r, c_{2311}^r, c_{2312}^r, c_{3121}^r, c_{3211}^r = 0 \\ c_{1211}^t, c_{2111}^t, c_{3111}^t, c_{3221}^t = 0 \\ c_{1311}^t, c_{1312}^t, c_{2311}^t, c_{2312}^t, c_{3121}^t, c_{3211}^t = 1 \end{cases} \quad (34)$$

From Thm. 3.2, to prove the lemma, we only need to show that \mathbf{H}_{all} is full row rank almost surely.

As illustrated by Fig. 7, consider the matrix \mathbf{H}_{all} (we have rearranged the order of the rows for clearer illustration). In this network, we have 10 polynomials in (19) and 10 variables in $\tilde{\mathbf{U}}_k, \tilde{\mathbf{V}}_j$. Hence \mathbf{H}_{all} is a 10×10 matrix. We need to prove that \mathbf{H}_{all} is nonsingular, i.e. $\det(\mathbf{H}_{\text{all}}) \neq 0$ almost surely.

The major properties of \mathbf{H}_{all} that lead to its nonsingularity are labeled in Fig. 7. We first carefully arrange the order of vectors $\{\mathbf{h}_{kjpq}\}$. In particular, index sequences (k, j, p, q) that satisfy $c_{kjpq}^r = 1$ or $c_{kjpq}^t = 1$ are placed in the upper and lower part of \mathbf{H}_{all} , respectively. We partition \mathbf{H}_{all} by rows according to whether $c_{kjpq}^r = 1$ or $c_{kjpq}^t = 1$, and by columns according to whether the column is occupied by $\{\mathbf{H}_{kj}^U\}$ or $\{\mathbf{H}_{kj}^V\}$. Then as illustrated by Label A in Fig. 7, \mathbf{H}_{all} is partitioned into four submatrices. $\mathbf{H}_{\text{all}}^{11}$ and $\mathbf{H}_{\text{all}}^{22}$ are block-diagonal as we have reordered the rows in \mathbf{H}_{all} . As highlighted

$$\begin{aligned}
& \begin{bmatrix} \mathbf{h}_{1211} \\ \mathbf{h}_{2111} \\ \mathbf{h}_{3111} \\ \mathbf{h}_{3221} \\ \mathbf{h}_{3121} \\ \mathbf{h}_{3211} \\ \mathbf{h}_{1311} \\ \mathbf{h}_{2311} \\ \mathbf{h}_{1312} \\ \mathbf{h}_{2312} \end{bmatrix} = \begin{bmatrix} h_{12}(2,1) & 0 & 0 & 0 & 0 & h_{12}(1,2) & 0 & 0 & 0 & 0 \\ 0 & h_{21}(2,1) & 0 & 0 & h_{21}(1,2) & 0 & 0 & 0 & 0 & 0 \\ 0 & 0 & h_{31}(3,1) & 0 & h_{31}(1,2) & 0 & 0 & 0 & 0 & 0 \\ 0 & 0 & 0 & h_{32}(3,1) & 0 & h_{32}(2,2) & 0 & 0 & 0 & 0 \\ 0 & 0 & 0 & h_{31}(3,1) & h_{31}(2,2) & 0 & 0 & 0 & 0 & 0 \\ 0 & 0 & h_{32}(3,1) & 0 & 0 & h_{32}(1,2) & 0 & 0 & 0 & 0 \\ h_{13}(2,1) & 0 & 0 & 0 & 0 & 0 & h_{13}(1,3)h_{13}(1,4) & 0 & 0 & 0 \\ 0 & h_{23}(2,1) & 0 & 0 & 0 & 0 & h_{23}(1,3)h_{23}(1,4) & 0 & 0 & 0 \\ h_{13}(2,2) & 0 & 0 & 0 & 0 & 0 & 0 & 0 & h_{13}(1,3)h_{13}(1,4) & 0 \\ 0 & h_{23}(2,2) & 0 & 0 & 0 & 0 & 0 & 0 & h_{23}(1,3)h_{23}(1,4) & 0 \end{bmatrix} \\
& = \begin{bmatrix} \mathbf{H}_{\text{all}}^{11} & \mathbf{H}_{\text{all}}^{12} \\ \mathbf{H}_{\text{all}}^{21} & \mathbf{H}_{\text{all}}^{22} \end{bmatrix}
\end{aligned}$$

- + A. Separate \mathbf{H}_{all} into four submatrices, $\mathbf{H}_{\text{all}}^{11}$, $\mathbf{H}_{\text{all}}^{12}$, $\mathbf{H}_{\text{all}}^{21}$, and $\mathbf{H}_{\text{all}}^{22}$.
 - B. Submatrices $\mathbf{H}_{\text{all}}^{11}$, $\mathbf{H}_{\text{all}}^{22}$ are block-diagonal;
 - C. The diagonal blocks in $\mathbf{H}_{\text{all}}^{11}$, $\mathbf{H}_{\text{all}}^{22}$ are full rank almost surely;
 - D. $\mathbf{H}_{\text{all}}^{22}$ is independent of the other three submatrices of \mathbf{H}_{all} .

Fig. 7. Illustration of the matrix aggregated by vectors $\{\mathbf{h}_{kjpq}\}$ and its properties. Here $h_{kj}(p, q)$, $\tilde{u}_k(p, q)$, and $\tilde{v}_j(p, q)$ denote the element in the p -th row and q -th column of \mathbf{H}_{kj} , $\tilde{\mathbf{U}}_k$ and $\tilde{\mathbf{V}}_j$, respectively.

by Label C, all the diagonal blocks of $\mathbf{H}_{\text{all}}^{11}$, $\mathbf{H}_{\text{all}}^{22}$ are full rank almost surely. Thus we have $\mathbf{H}_{\text{all}}^{11}$, $\mathbf{H}_{\text{all}}^{22}$ are nonsingular almost surely, i.e. $\det \mathbf{H}_{\text{all}}^{11} \neq 0$, $\det \mathbf{H}_{\text{all}}^{22} \neq 0$, almost surely.

From condition (28), if an element $h_{kj}(p, q)$ appears in $\mathbf{H}_{\text{all}}^{22}$, it will not appear in other sub-matrices of \mathbf{H}_{all} . Hence, as illustrated by Label D in Fig. 7, $\mathbf{H}_{\text{all}}^{22}$ is independent of the other three submatrices. Then from the Leibniz formula, we have that $\det(\mathbf{H}_{\text{all}}) \neq 0$ holds almost surely.

2) *Extending to General Configurations:* We will show that properties of \mathbf{H}_{all} illustrated by Labels A–D in Fig. 7 hold for generic configurations.

Denote $\{c_{kjpq}^{t*}, c_{kjpq}^{r*}\}$ as a set binary variables that satisfy (25)–(28). Without loss of generality, suppose condition (28) holds for $\{c_{kjpq}^{t*}\}$.

Reorder the rows of \mathbf{H}_{all} such that the row vectors which satisfy $\{\mathbf{h}_{kjpq} : c_{kjpq}^{r*} = 1\}$ appear in the upper part of the matrix. To show that \mathbf{H}_{all} is full row rank, we need to show there exists a sub-matrix $\mathbf{H}_{\text{all}}^\dagger \in \mathbb{C}^{(\sum_{k=1}^K \sum_{j=1, \neq k}^K d_k d_j) \times (\sum_{k=1}^K \sum_{j=1, \neq k}^K d_k d_j)}$ of \mathbf{H}_{all} , whose determinant is non-zero almost surely. Construct $\mathbf{H}_{\text{all}}^\dagger$ by removing the columns which contain the coefficients of $\tilde{u}_k(p, q)$, $\tilde{v}_j(p^\dagger, q^\dagger)$, where k, j, q, q^\dagger, p , and p^\dagger satisfy:

$$1 + c_{kp}^{r*} \leq p \leq N_k - d_k, \quad (35)$$

$$1 + c_{jp^\dagger}^{t*} \leq p^\dagger \leq M_j - d_j, \quad (36)$$

where $c_{kp}^{r*} = \sum_{j=1, \neq k}^K \sum_{q=1}^{d_j} c_{kjpq}^{r*}$, $c_{jp^\dagger}^{t*} = \sum_{k=1, \neq j}^K \sum_{p=1}^{d_k} c_{kjpq}^{t*}$.

In the following analysis, we will partition \mathbf{H}_{all} in the same way as that in the example above and show that the major properties labeled in Fig. 7 still hold.

- **$\mathbf{H}_{\text{all}}^{11}$ is full rank almost surely:** Consider the $1 \sim c_{11}^{r*}$ columns of $\mathbf{H}_{\text{all}}^\dagger$. From (35), these columns are also the first c_{11}^{r*} (note that from (26), $c_{11}^{r*} \leq N_1 - d_1$) columns of \mathbf{H}_{all} . Hence from the form of vectors $\{\mathbf{h}_{kjpq}\}$, we have that elements in these columns are non-vanishing if and only if index $k = 1, j = 1$. In $\mathbf{H}_{\text{all}}^{11}$, only the first c_{11}^{r*} rows are non-vanishing. Repeat the same

analysis for other columns and we can show that $\mathbf{H}_{\text{all}}^{11}$ is a $\sum_{k=1}^K \sum_{p=1}^{d_k} c_{kp}^{r*} \times \sum_{k=1}^K \sum_{p=1}^{d_k} c_{kp}^{r*}$ block diagonal matrix, with diagonal block sizes $c_{11}^{r*}, \dots, c_{1d_1}^{r*}, \dots, c_{Kd_K}^{r*}$, respectively. From Fig. 1, (8), and (9), we have that the elements in a same diagonal blocks are independent of each other, hence $\det \mathbf{H}_{\text{all}}^{11} \neq 0$ almost surely.

- **$\mathbf{H}_{\text{all}}^{22}$ is full rank almost surely:** Using the analysis similar to above, we can show that $\mathbf{H}_{\text{all}}^{22}$ is also block-diagonal and $\det \mathbf{H}_{\text{all}}^{22} \neq 0$ almost surely.
- **$\mathbf{H}_{\text{all}}^{22}$ is independent of $\mathbf{H}_{\text{all}}^{11}$, $\mathbf{H}_{\text{all}}^{12}$, and $\mathbf{H}_{\text{all}}^{21}$:** From Fig. 1, (8), and (9), an element $h_{kj}(p, d_j + s)$, $p \in \{1, \dots, d_k\}$, $s \in \{1, \dots, M_j - d_j\}$ only appears in vectors $\mathbf{h}_{kjp1}, \dots, \mathbf{h}_{kjpg_j}$. Hence condition (28) assure that if $h_{kj}(p, d_j + s)$ appears in $\mathbf{H}_{\text{all}}^{22}$, it appears in neither of the other three sub-matrices. This proves that $\mathbf{H}_{\text{all}}^{22}$ is independent of $\mathbf{H}_{\text{all}}^{11}$, $\mathbf{H}_{\text{all}}^{12}$, and $\mathbf{H}_{\text{all}}^{21}$.

The three facts above show that $\det(\mathbf{H}_{\text{all}}^\dagger) \neq 0$ almost surely. This completes the proof.

H. Proof of Lemma 3.9

We first prove the “only if” side. Denote $\{c_{kjpq}^{t*}, c_{kjpq}^{r*}\}$ as a set of binary variables that satisfy (25)–(27). Then we have:

$$\begin{aligned}
& \sum_{j:(\cdot, j) \in \mathcal{J}_{\text{sub}}} d_j (M_j - d_j) + \sum_{k:(k, \cdot) \in \mathcal{J}_{\text{sub}}} d_k (N_k - d_k) \\
& \geq \sum_{j:(\cdot, j) \in \mathcal{J}_{\text{sub}}} \sum_{k:(k, \cdot) \in \mathcal{J}_{\text{sub}}} \sum_{q=1}^{d_j} \sum_{p=1}^{d_k} (c_{kjpq}^{t*} + c_{kjpq}^{r*}) \quad (37) \\
& = \sum_{(k, j) \in \mathcal{J}_{\text{sub}}} d_k d_j \quad (38)
\end{aligned}$$

$\forall \mathcal{J}_{\text{sub}}$, where (37) is true due to (26), (27), and (38) is given by (25). This completes the “only if” side of the proof.

Then we turn to the “if” side. We adopt a constructive approach. In following algorithm⁴, we will propose a method to construct the binary variables $\{c_{kjpq}^{t*}, c_{kjpq}^{r*}\}$ and show that when conditions (6) is true, the binary variables $\{c_{kjpq}^{t*}, c_{kjpq}^{r*}\}$ constructed by Alg. 1 satisfy (25)–(27).

We first define two notions which will be used in the algorithm. To indicate how far the constraint assignment policy $\{c_{kjpq}^{t*}, c_{kjpq}^{r*}\}$ is from satisfying constraints (26), (27), we define:

Definition 1 (Constraint Pressure):

$$P_{jq}^t \triangleq M_j - d_j - \sum_{k=1}^K \sum_{p=1}^{d_k} c_{kjpq}^{t*}, \quad P_{kp}^r \triangleq N_k - d_k - \sum_{j=1}^K \sum_{q=1}^{d_j} c_{kjpq}^{r*}. \quad (39)$$

□

To update the constraint assignment policy, we introduce the following data structure.

Definition 2 (Pressure Transfer Tree (PTT)): As illustrated by Fig. 8A, define a weighted tree data structure with the following properties:

- The weight of the nodes in this tree is given by the constraint pressure, i.e. $\{P_{jq}^t, P_{kp}^r\}$.

⁴ Note that this algorithm may not be the only way to construct $\{c_{kjpq}^{t*}, c_{kjpq}^{r*}\}$.

- The constraint pressure of a parent node and its child nodes have different superscript, i.e. t or r .
- The link strength between two nodes, e.g. P_{jq}^t and P_{kp}^r is given by c_{kjpq}^t , if P_{jq}^t is the parent node, or c_{kjpq}^r , if P_{kp}^r is the parent node. \square

Algorithm 1 (Construct $\{c_{kjpq}^{t}, c_{kjpq}^{r*}\}$):*

- **Initialize the constraint allocation:** Randomly generate a *constraint allocation policy*, i.e. $\{c_{kjpq}^t, c_{kjpq}^r\}$ such that: $c_{kjpq}^t, c_{kjpq}^r \in \{0, 1\}$, $c_{kjpq}^t + c_{kjpq}^r = 1$, $k, j \in \{1, 2, \dots, K\}$, $p \in \{1, \dots, d_k\}$, $q \in \{1, \dots, d_j\}$. Calculate $\{P_{jq}^t, P_{kp}^r\}$ according to (39).

- **Update the constraint allocation policy:** While there exist “overloaded streams”, i.e. $P_{jq}^t < 0$ or $P_{kp}^r < 0$, do the following to update $\{c_{kjpq}^t, c_{kjpq}^r\}$:

- **A. Initialization:** Select a negative pressure, e.g. $P_{jq}^t < 0$. Set P_{jq}^t to be the root node of a PTT.

- **B. Add Leaf nodes to the pressure transfer tree:** For every leaf nodes (i.e. nodes without child nodes) e.g. P_{jq}^t , with depths equal to the height of the tree (i.e. the nodes at the bottom in Fig. 8):

For every $k \in \{1, 2, \dots, K\}$, $p \in \{1, \dots, d_k\}$: If $c_{kjpq}^r = 1$, add P_{kp}^r as a child node of P_{jq}^t .

- **C. Transfer pressure from root to leaf nodes:** For every leaf node just added to the tree in Step B with positive pressure, i.e. P_{jq}^t (or P_{kp}^r) > 0 , transfer pressure from root to these leafs by updating $\{c_{kjpq}^t, c_{kjpq}^r\}$. For instance, as illustrated in Fig. 8B,

$P_{j_1q_1}^t \xrightarrow{c_{k_1j_1p_1q_1}^t=1} P_{k_1p_1}^r \xrightarrow{c_{k_1j_2p_1q_2}^r=1} P_{j_2q_2}^t$ is a root-to-leaf branch of the tree (red lines). Transfer pressure from $P_{j_1q_1}^t$ to $P_{j_2q_2}^t$ by setting: $c_{k_1j_1p_1q_1}^t = 0$, $c_{k_1p_1j_1q_1}^r = 1$, $c_{k_1j_2p_1q_2}^r = 0$, $c_{k_1j_2p_1q_2}^t = 1$. Hence we have $P_{j_1q_1}^t$ is increased by 1 and $P_{j_2q_2}^t$ is reduced by 1. This operation can also be done for the green line in Fig. 8B.

- **D. Remove the “depleted” links and “neutralized” roots:**

* If the strength of a link, i.e. c_{kjpq}^r or c_{kjpq}^t becomes 0 after Step C: Separate the subtree rooted from the child node of this link from the original tree.

* If the root of a pressure transfer tree (including the subtrees just separated from the original tree) is nonnegative, remove the root and hence the subtrees rooted from each child node of the root become new trees. Repeat this process until all roots are negative. For each newly generated pressure transfer tree, repeat Steps B–D (Please refer to Fig. 8C for an example).

- **E. Exit Conditions:** Repeat Steps A–D until one of the following cases appears.

Case 1: All trees become empty.

Case 2: No new leaf node can added for any of the non-empty trees in Step B.

Set $\{c_{kjpq}^{t*}, c_{kjpq}^{r*}\}$ to be the current value of $\{c_{kjpq}^t, c_{kjpq}^r\}$. Exit the algorithm. \square

Note that if Alg. 1 exits with Case 1, we have that $M_j - d_j -$

$\sum_{\substack{k=1 \\ \neq j}}^K \sum_{p=1}^{d_k} c_{kjpq}^t \geq 0$, and $N_k - d_k - \sum_{\substack{j=1 \\ \neq k}}^K \sum_{q=1}^{d_j} c_{kjpq}^r \geq 0$, $\forall k, j, p, q$, which lead to (6). Hence to prove the “if” side, we only need to prove the following proposition:

Proposition H.1 (Exit State of Alg. 1): When (6) is true, Alg. 1 always exits with Case 1.

We prove Prop H.1 by contradiction. (6) is equivalent to the following inequalities:

$$\sum_{\substack{(j,q):(\cdot,j,\cdot,q) \\ \in \mathcal{L}_{\text{sub}}}} (M_j - d_j) + \sum_{\substack{(k,p):(k,\cdot,p,\cdot) \\ \in \mathcal{L}_{\text{sub}}}} (N_k - d_k) \geq |\mathcal{L}_{\text{sub}}|, \forall \mathcal{L}_{\text{sub}} \subseteq \mathcal{L} \quad (40)$$

where $\mathcal{L} = \{(k, j, p, q) : k, j \in \{1, \dots, K\}, k \neq j, p \in \{1, \dots, d_k\}, q \in \{1, \dots, d_j\}\}$, (\cdot, j, \cdot, q) (or (k, \cdot, p, \cdot)) in \mathcal{L}_{sub} denotes that there exists k, p (or j, q) such that $(k, j, p, q) \in \mathcal{L}_{\text{sub}}$. If Alg. 1 exits with Case 2, from the exit condition, there must exist a non-empty pressure transfer tree such that:

- Root node has negative pressure.
- All other nodes are non-positive. This is because positive nodes are either “neutralized” by the root in Step C or separated from the tree in Step D.
- No other nodes can be added to the tree, which implies $c_{kjpq}^r = 0$ and $c_{k^{\dagger}j^{\dagger}p^{\dagger}q^{\dagger}}^t = 0$ for any P_{jq}^t, P_{kp}^r in the tree and $P_{kp}^r, P_{j^{\dagger}q^{\dagger}}^t$ not in the tree.

Hence, set \mathcal{L}_{sub} in (40) to be $\{(k, j, p, q) : \text{both } P_{kp}^r \text{ and } P_{jq}^t \text{ are in the tree}\}$ that are in the remaining pressure transfer tree, we have:

$$\begin{aligned} & \sum_{\substack{(j,q):(\cdot,j,\cdot,q) \\ \in \mathcal{L}_{\text{sub}}}} (M_j - d_j) + \sum_{\substack{(k,p):(k,\cdot,p,\cdot) \\ \in \mathcal{L}_{\text{sub}}}} (N_k - d_k) - |\mathcal{L}_{\text{sub}}| \\ &= \sum_{\substack{(j,q):(\cdot,j,\cdot,q) \\ \in \mathcal{L}_{\text{sub}}}} (M_j - d_j - \sum_{\substack{(k,p):(k,\cdot,p,\cdot) \\ \in \mathcal{L}_{\text{sub}}}} c_{kjpq}^t) + \sum_{\substack{(k,p):(k,\cdot,p,\cdot) \\ \in \mathcal{L}_{\text{sub}}}} (N_k - d_k - \sum_{\substack{(j,q):(\cdot,j,\cdot,q) \\ \in \mathcal{L}_{\text{sub}}}} c_{kjpq}^r) \\ &= \sum_{\substack{(j,q):(k,j,p,q) \\ \in \mathcal{L}_{\text{sub}}}} (M_j - d_j - \sum_{k=1}^K \sum_{p=1}^{d_k} c_{kjpq}^t) + \sum_{\substack{(k,p):(k,\cdot,p,\cdot) \\ \in \mathcal{L}_{\text{sub}}}} (N_k - d_k - \sum_{j=1}^K \sum_{q=1}^{d_j} c_{kjpq}^r) \\ &= \sum_{\substack{(j,q):(\cdot,j,\cdot,q) \\ \in \mathcal{L}_{\text{sub}}}} P_{jq}^t + \sum_{\substack{(k,p):(k,\cdot,p,\cdot) \\ \in \mathcal{L}_{\text{sub}}}} P_{kp}^r < 0 \end{aligned} \quad (41)$$

which contradicts with (40).

I. Construct $\{c_{kjpq}^{t*}, c_{kjpq}^{r*}\}$ to Prove Corollary 3.4

Without loss of generality, assume $d|N_k, \forall k$. Modify Alg. 1 in Appendix H to construct $\{c_{kjpq}^{t*}, c_{kjpq}^{r*}\}$.

Algorithm 2 (Variation of Algorithm 1): Adopt Alg. 1 with the following modifications:

- In the Initialization Step: set $c_{kjp_1}^t = \dots = c_{k_jpd_j}^t$, $c_{k_jp_1}^r = \dots = c_{k_jpd_j}^r$.
- In Step C: All pressure transfer operations must be symmetric w.r.t to index q , i.e. the operations on $c_{k_j1q}^t$ ($c_{k_j1q}^r, \dots, c_{k_jd_kq}^t$ ($c_{k_jd_kq}^r$)) must be the same. \square

Suppose Prop H.1 still holds for Alg. 2. Then the output of Alg. 2 $\{c_{kjpq}^{t*}, c_{kjpq}^{r*}\}$ satisfies (25)–(28). Therefore, we focus on proving Prop. H.1.

From (39), after initialization, we have that

$$P_{j_1}^t = \dots = P_{j_d_j}^t, d|P_{jq}^t, \forall n, q. \quad (42)$$

Since all $c_{kjpq}^t, c_{kjpq}^r, P_{jq}^t$, and P_{kp}^r are symmetric w.r.t to index q , after we perform Steps A, B of the constraint updating

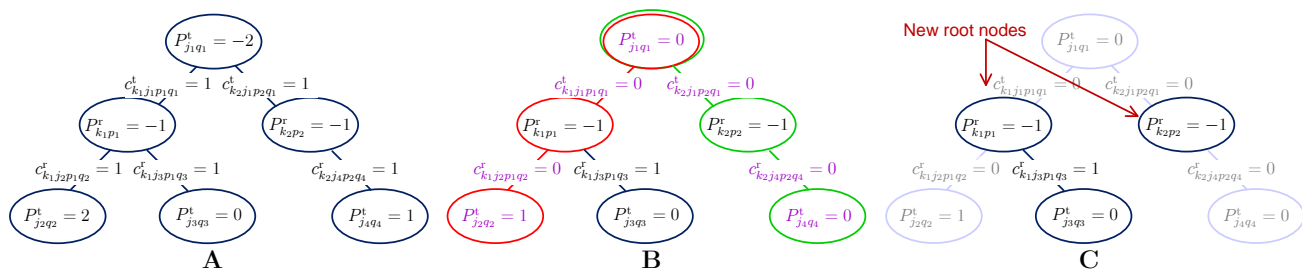



Fig. 8. Illustrative example of the “pressure transfer tree” and the corresponding operations in Alg. 1. A) A tree generated in Step A and B; B) Pressure transfer in Step C; C) Removal of depleted links and neutralized roots in Step D.

process, the pressure transfer trees are also symmetric w.r.t. to index q . Further note that $d|P_{jq}^t$ in Step C, the symmetric operation is always feasible. As a result, we can follow the analysis used in Appendix H, and prove Prop H.1.

REFERENCES

- [1] M. A. Maddah-Ali, A. S. Motahari, and A. K. Khandani, “Communication over MIMO X channels: Interference alignment, decomposition, and performance analysis,” *IEEE Trans. Inf. Theory*, vol. 54, pp. 3457–3470, Aug. 2008.
- [2] V. R. Cadambe, S. A. Jafar, and S. Shamai, “Interference alignment and degrees of freedom of the K -user interference channel,” *IEEE Trans. Inf. Theory*, vol. 54, pp. 3425–3441, Aug. 2008.
- [3] V. R. Cadambe and S. A. Jafar, “Degrees of freedom region of the MIMO X channel,” *IEEE Trans. Inf. Theory*, vol. 54, pp. 151–170, Jan. 2008.
- [4] —, “Degrees of freedom of wireless networks with relays, feedback, cooperation, and full duplex operation,” *IEEE Trans. Inf. Theory*, vol. 55, pp. 2334–2344, May 2009.
- [5] N. Lee, D. Park, and Y. Kim, “Degrees of freedom on the K -user MIMO interference channel with constant channel coefficients for downlink communications,” in *Proc. IEEE GLOBECOM’09*, Dec. 2009, pp. 1–6.
- [6] R. Tresch, M. Guillaud, and E. Riegler, “On the achievability of interference alignment in the K -user constant mimo interference channel,” in *IEEE/SP 15th Workshop on Statistical Signal Processing*, Aug. 2009, pp. 277–280.
- [7] M. Yamada and T. Ohtsuki, “Interference alignment in the $2 \times (1+N)$ MIMO model,” in *Proc. IEEE GLOBECOM’10*, Dec. 2010, pp. 1963–1967.
- [8] K. Gomadam, V. R. Cadambe, and S. A. Jafar, “Approaching the capacity of wireless networks through distributed interference alignment,” in *Proc. IEEE GLOBECOM’08*, Nov. 2008, pp. 1–6.
- [9] S. Peters and R. Heath, “Interference alignment via alternating minimization,” in *Proc. IEEE ICASSP’09*, Apr. 2009, pp. 2445–2448.
- [10] J. Harris, *Algebraic Geometry: A First Course*, 1st ed. Springer, 1992.
- [11] D. Cox, J. Little, and D. O’Shea, *Using Algebraic Geometry*, 2nd ed. Springer, 2005.
- [12] C. M. Yetis, T. Gou, S. A. Jafar, and A. H. Kayran, “On feasibility of interference alignment in MIMO interference networks,” *IEEE Trans. Signal Process.*, vol. 58, pp. 4771–4782, Sep. 2010.
- [13] G. Bresler, D. Cartwright, and D. Tse, “Settling the feasibility of interference alignment for the MIMO interference channel: the symmetric square case.” [Online]. Available: <http://arxiv.org/abs/1104.0888>
- [14] M. Razaviyayn, L. Gennady, and Z. Luo, “On the degrees of freedom achievable through interference alignment in a MIMO interference channel,” in *Proc. IEEE SPAWC’11*, Jun. 2011, pp. 511–515.
- [15] —, “On the degrees of freedom achievable through interference alignment in a MIMO interference channel,” *IEEE Trans. Signal Process.*, vol. 60, pp. 812–821, Feb. 2012.
- [16] D. Cox, J. Little, and D. O’Shea, *Ideals Varieties and Algorithms: An Introduction to Computational Algebraic Geometry and Commutative Algebra*, 3rd ed. Springer, 2006.
- [17] *Springer Online Encyclopaedia of Mathematics*, edited by Michiel Hazewinkel. [Online]. Available: <http://eom.springer.de/>
- [18] C. M. Yetis, S. A. Jafar, and A. H. Kayran, “Feasibility conditions for interference alignment,” in *Proc. IEEE GLOBECOM’09*, Nov. 2009, pp. 1–6.
- [19] L. Ruan, “Summary of existing works on IA feasibility,” LIDS, MIT, Tech. Rep., Feb. 2012. [Online]. Available: <https://sites.google.com/site/stevenliangzhongruan/technical-report>
- [20] C. D. Meyer, *Matrix Analysis and Applied Linear Algebra*, 1st ed. SLAM, 2000.
- [21] J. A. Chen, “Lecture notes of advanced algebra ii.” [Online]. Available: <http://www.math.ntu.edu.tw/~jkchen/S04AA/S04AA.htm>
- [22] E. Kunz, *Introduction to Commutative Algebra and Algebraic Geometry*, 1st ed. Birkhauser, 1985.



Liangzhong Ruan (S’10) received B.Eng degree in ECE from Tsinghua University, Beijing in 2007. He is currently a Ph.D. student at the Department of ECE, Hong Kong University of Science and Technology (HKUST). Since Feb. 2012, he has been a visiting graduate student at the Laboratory for Information & Decision Systems (LIDS), Massachusetts Institute of Technology (MIT). His research interests include interference management and cross-layer optimization.



Vincent Lau (F’11) obtained B.Eng (Distinction 1st Hons) from the University of Hong Kong (1989–1992) and Ph.D. from Cambridge University (1995–1997). Dr. Lau joined the department of ECE, HKUST as Associate Professor in 2004 and was promoted to Professor in 2010. His research interests include the delay-sensitive cross-layer optimization for wireless systems, interference management, cooperative communications, as well as stochastic approximation and Markov Decision Process. He has been the technology advisor and consultant for a number of companies such as ZTE, Huawei, and ASTRI. He is the founder and director of Huawei-HKUST Innovation Lab.



Moe Win (F’04) received the B.S. degree from Texas A&M University, College Station, in 1987 and the M.S. degree from the University of Southern California (USC), Los Angeles, in 1989, both in Electrical Engineering. As a Presidential Fellow at USC, he received both an M.S. degree in Applied Mathematics and the Ph.D. degree in Electrical Engineering in 1998.

Dr. Win is a Professor at the LIDS, MIT. His main research interests are the application of mathematical and statistical theories to communication, detection, and estimation problems. He is a recipient of the IEEE Kiyo Tomiyasu Award and the IEEE Eric E. Sumner Award.