

PREPARED FOR SUBMISSION TO JHEP

# Thermal photon production in a strongly coupled anisotropic plasma

---

Leonardo Patiño<sup>a</sup> and Diego Trancanelli<sup>b,c</sup>

<sup>a</sup>*Departamento de Física, Facultad de Ciencias, Universidad Nacional Autónoma de México, A.P. 50-542, México D.F. 04510, México*

<sup>b</sup>*Instituto de Física, Universidade de São Paulo, 05314-970 São Paulo, Brazil*

<sup>c</sup>*Department of Physics, University of Wisconsin, Madison, WI 53706, USA*

*E-mail:* [leopj@ciencias.unam.mx](mailto:leopj@ciencias.unam.mx), [dtrancan@fma.if.usp.br](mailto:dtrancan@fma.if.usp.br)

**ABSTRACT:** Photons produced in heavy ion collisions escape virtually unperturbed from the surrounding medium, thus representing an excellent probe of the conditions at the emission point. Using the gauge/gravity duality, we calculate the rate of photon production in an anisotropic, strongly coupled  $\mathcal{N} = 4$  plasma with  $N_f \ll N_c$  quark flavors. We consider arbitrary orientations of the photon momentum with respect to the anisotropic direction, as well as arbitrary values of the anisotropy. We present results for the correlation functions of two electromagnetic currents and for the electric conductivity. These quantities can be larger or smaller than the isotropic ones, depending on the direction of propagation and polarization of the photons.

**KEYWORDS:** Gauge-gravity correspondence, Holography and quark-gluon plasmas

---

## Contents

<b>1</b>	<b>Introduction</b>	<b>1</b>
<b>2</b>	<b>Photon production in an anisotropic plasma</b>	<b>3</b>
<b>3</b>	<b>Gravity set-up</b>	<b>5</b>
3.1	Flavor branes	7
<b>4</b>	<b>Photon production from holography</b>	<b>10</b>
4.1	Isotropic limit	10
4.2	Spectral density for the polarization $\epsilon_{(1)}$	12
4.3	Spectral density for the polarization $\epsilon_{(2)}$	15
4.4	Total production rate	19
<b>5</b>	<b>Discussion</b>	<b>20</b>

---

## 1 Introduction

As the photons in the cosmic microwave background provide us with a detailed snapshot of the conditions of the Universe soon after the Big Bang, photons produced in heavy ion collisions represent excellent probes of the “Little Bang” tested at RHIC [1, 2] and LHC [3]. The reason is that, like the Universe after recombination, the quark-gluon plasma (QGP) created in those experiments is optically transparent, both because of its limited spatial extent and because of the smallness of the electromagnetic coupling  $\alpha_{\text{EM}}$ . Photons produced inside of this medium escape with essentially no rescattering, bringing with them valuable information about the conditions of the system at the location of their emission [4, 5].

While it is possible to compute the production rate of such photons in a plasma at small  $\alpha_s$  using ordinary perturbative techniques (see e.g. [6]), the QGP produced at RHIC and LHC seemingly behaves as a strongly coupled fluid [7, 8], thus rendering a perturbative approach problematic. This non-perturbative nature of the plasma provides a motivation for the application of the gauge/gravity correspondence [9–11]<sup>1</sup> to this system. Unfortunately, the holographic dual to QCD is not currently known, but the hope is that studying ‘reasonable’ (in the sense of [13]) proxies, such as finite temperature  $\mathcal{N} = 4$  super Yang-Mills (SYM), one might gain insight about the qualitative features of the strong coupling dynamics of the plasma. Moreover, some quantities, a notable example being the shear viscosity to entropy density ratio [14], turn out to be quite model independent and universal.

---

<sup>1</sup>See [12] for a review of applications to the QGP.

The study of photon emission in a strongly coupled  $\mathcal{N} = 4$  plasma using holography was initiated in [15], where photons coupled to massless quarks in the adjoint representation were studied, and later on continued in [16] and [17] where massless and massive quarks in the fundamental representation were the electrically charged particles. Photon production in a ‘soft wall’ AdS/QCD model was addressed in [18] and in a charged black hole background in [19].

The geometry used in those works was spatially isotropic in the gauge theory directions and therefore dual to a rotationally invariant plasma. It is now believed that an important feature of the real-world QGP is the fact that the pressures along the beam direction and along the transverse directions are unequal in the initial stages of the plasma evolution and that the system displays a sizable initial anisotropy [20, 21]. A first analysis of the electromagnetic signatures in a strongly coupled anisotropic plasma was carried on in [22], where the geometry of [23] was used as dual. An undesirable feature of that model was the presence of a naked singularity, that nonetheless allowed the imposition of infalling boundary conditions and the definition of retarded correlators.

In this paper we revisit the computation of photon production in a strongly coupled anisotropic plasma using as gravitational dual the type IIB supergravity solution that was discovered in [24, 25] building on inspiration from [26]. This solution is static and corresponds to a plasma in anisotropic thermal equilibrium, with the force responsible for maintaining the equilibrium being a position-dependent theta-angle, as we shall review below. Of course, a real-world plasma undergoes a non-trivial time evolution, but the assumption of staticity might be motivated by considering time scales much shorter than the characteristic evolution scale, which is as long as a few fm/c (see e.g. [27]).

The geometry of [24, 25] enjoys several nice features that make it an ideal toy model for addressing from first principles the effects of a spatial anisotropy on physical observables of interest. Such features include regularity of the fields on and outside the horizon, asymptotic AdS boundary conditions, and a UV completion with a solid embedding in type IIB string theory. We introduce  $N_f \ll N_c$  flavors of massless quarks in this background and compute the production rate of photons for arbitrary orientations of the photon wave vectors and for arbitrary values of the anisotropy. We also compute the electric DC (i.e. zero-frequency) conductivity and compare it with the one of an isotropic plasma which is kept either at the same temperature or at the same entropy density. We find that the conductivity can be larger or smaller than the isotropic conductivity depending on the orientation of the photon polarization with respect to the anisotropic direction.

Other physical properties of the anisotropic geometry considered here have already been studied in the literature. These include the shear viscosity to entropy density ratio [28, 29], the drag force experienced by a heavy quark [30, 31], the energy lost by a quark rotating in the transverse plane [32], the stopping distance of a light probe [33], the jet quenching parameter of the medium [31, 34, 35], and the potential between a quark and antiquark pair, both static [31, 34, 36] and in a plasma wind [36]. A non-interacting

version of the model of [24, 25] has also been considered in [37] and the corresponding phase diagram has been obtained.

The structure of the paper is as follows. In Sec. 2 we derive the field theoretical expression for the photon production rate in the presence of anisotropy. In Sec. 3 we review the gravitational dual to the anisotropic system we consider and describe the introduction of flavor branes in this background. In Sec. 4 we compute the photon production rate and conductivity from holography and present our results. We conclude with a discussion and an outlook in Sec. 5.

## 2 Photon production in an anisotropic plasma

The gauge theory we shall consider is obtained via an isotropy breaking deformation of four-dimensional  $\mathcal{N} = 4$  super Yang-Mills (SYM) with gauge group  $SU(N_c)$ , at large  $N_c$  and large 't Hooft coupling  $\lambda = g_{\text{YM}}^2 N_c$ . The deformation consists in including in the action a theta-term which depends linearly on one of the spatial directions, say  $z$ , [26]

$$S_{SU(N_c)} = S_{\mathcal{N}=4} + \frac{1}{8\pi^2} \int \theta(z) \text{Tr} F \wedge F, \quad \theta(z) \propto z, \quad (2.1)$$

where the proportionality constant in  $\theta(z)$  has dimensions of energy and will be related to the parameter  $a$  that we shall introduce in the next section. The rotational  $SO(3)$  symmetry in the space directions is broken by the new term down to  $SO(2)$  in the  $xy$ -plane. For this reason we shall call the  $z$ -direction the longitudinal (or anisotropic) direction, while  $x$  and  $y$  will be the transverse directions.

This theory has matter fields in the adjoint representation of the gauge group. We can also introduce  $N_f$  flavors of scalars  $\Phi^a$  and fermions  $\Psi^a$  in the fundamental representation, with the index  $a$  taking values between 1 and  $N_f$ . With an abuse of language, we will refer to these fundamental fields indistinctly as ‘quarks’.

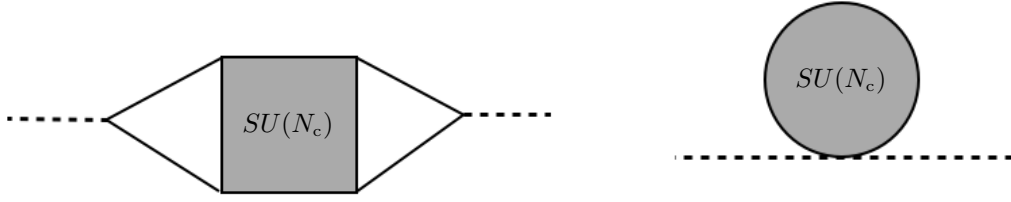
To study photon production we turn on a dynamical photon by including a  $U(1)$  kinetic term in the action (2.1) and a coupling to the fields that we want to be charged under this Abelian symmetry. In order to realize a situation as similar as possible to QCD, we require that only the fundamental fields be charged while the adjoint fields are to remain neutral. The action for the resulting  $SU(N_c) \times U(1)$  theory is then

$$S = S_{SU(N_c)} - \frac{1}{4} \int d^4x (F_{\mu\nu}^2 - 4e A^\mu J_\mu^{\text{EM}}), \quad (2.2)$$

where  $F_{\mu\nu} = \partial_\mu A_\nu - \partial_\nu A_\mu$  is the  $U(1)$  gauge field strength,  $e$  the electromagnetic coupling, and the electromagnetic current is given by

$$J_\mu^{\text{EM}} = \bar{\Psi} \gamma_\mu \Psi + \frac{i}{2} \Phi^* (\mathcal{D}_\mu \Phi) - \frac{i}{2} (\mathcal{D}_\mu \Phi)^* \Phi, \quad (2.3)$$

with an implicit sum over the flavor indices. The fundamental fields are differentiated using the full  $SU(N_c) \times U(1)$  connection,  $\mathcal{D}_\mu = D_\mu - ieA_\mu$ , while the  $SU(N_c)$ -covariant derivative  $D_\mu$  acts on the adjoint matter.



**Figure 1.** Diagrams contributing to the two-point function of electromagnetic currents to leading order in the electromagnetic coupling  $\alpha_{\text{EM}}$ . The external, dotted lines correspond to photons with momentum  $k$ , while the shaded blobs denote full resummations of the  $SU(N_c)$  diagrams, to all orders in  $\lambda$ .

We do not know the gravitational dual of the full  $SU(N_c) \times U(1)$  theory, but fortunately this will not be necessary for our purposes. It was in fact shown in [15] that to compute the two-point correlation function of the electromagnetic current (2.3) to leading order in the electromagnetic coupling  $\alpha_{\text{EM}}$ , it is enough to consider the  $SU(N_c)$  theory only, whose dual is known from [24, 25]. Our computation will then be to leading order in  $\alpha_{\text{EM}}$ , since the coupling of the photons to the surrounding medium is small, but fully non-perturbative in the 't Hooft coupling  $\lambda$  of the  $SU(N_c)$  theory. This is depicted diagrammatically in Fig. 1, where the shaded blobs stand for the all-order resummations of the  $SU(N_c)$  theory diagrams, while the external legs are the  $U(1)$  theory photons.

In general, photon production in differential form is given by the expression [15, 17, 38]

$$\frac{d\Gamma}{d\vec{k}} = \frac{e^2}{(2\pi)^3 2|\vec{k}|} \Phi(k) \sum_{s=1,2} \epsilon_{(s)}^\mu(\vec{k}) \epsilon_{(s)}^\nu(\vec{k}) \chi_{\mu\nu}(k) \Big|_{k^0=|\vec{k}|}, \quad (2.4)$$

with  $k^\mu = (k^0, \vec{k})$  the photon null momentum and  $\Phi(k)$  the distribution function, which for thermal equilibrium as in our case reduces to the Bose-Einstein distribution  $n_B(k^0) = 1/(e^{k^0/T} - 1)$ . The spectral density is  $\chi_{\mu\nu}(k) = -2 \text{Im } G_{\mu\nu}^{\text{R}}(k)$  with

$$G_{\mu\nu}^{\text{R}}(k) = -i \int d^4x e^{-ik \cdot x} \Theta(t) \langle [J_\mu^{\text{EM}}(x), J_\nu^{\text{EM}}(0)] \rangle \quad (2.5)$$

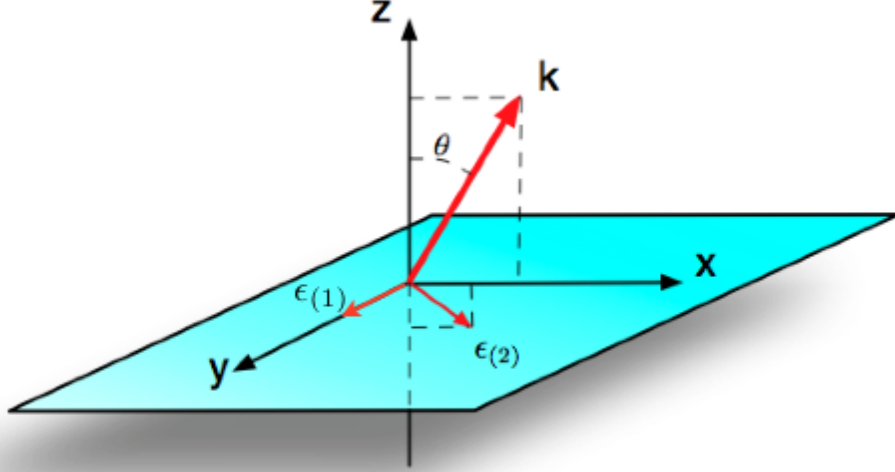
the retarded correlator of two electro-magnetic currents  $J_\mu^{\text{EM}}$ .

Each term of the sum in (2.4) stands for the number of photons emitted with polarization vector  $\vec{\epsilon}_{(s)}$ . The two polarization vectors are mutually orthogonal and orthogonal to  $\vec{k}$ . Given the  $SO(2)$  symmetry in the  $xy$ -plane, we can choose without loss of generality  $\vec{k}$  to lie in the  $xz$ -plane, forming an angle  $\theta$  with the  $z$ -direction – see Fig. 2. Specifically, we set

$$\vec{k} = k_0(\sin \theta, 0, \cos \theta). \quad (2.6)$$

This means that we can choose the polarization vectors as

$$\vec{\epsilon}_{(1)} = (0, 1, 0), \quad \vec{\epsilon}_{(2)} = (\cos \theta, 0, -\sin \theta). \quad (2.7)$$



**Figure 2.** Photon momentum and polarization vectors. Because of the rotational symmetry in the  $xy$ -plane, the momentum can be chosen to be contained in the  $xz$ -plane, forming an angle  $\theta$  with the  $z$ -direction.  $\vec{\epsilon}_{(1)}$  is oriented along the  $y$ -direction and  $\vec{\epsilon}_{(2)}$  is contained in the  $xz$ -plane, orthogonally to  $\vec{k}$ .

Production of photons with polarization  $\vec{\epsilon}_{(1)}$  is then proportional to  $\chi_{yy} \sim \text{Im} \langle J_y^{\text{EM}} J_y^{\text{EM}} \rangle$ , whereas for those with polarization  $\vec{\epsilon}_{(2)}$  it is proportional to<sup>2</sup>

$$\epsilon_{(2)}^\mu \epsilon_{(2)}^\nu \chi_{\mu\nu} = \cos^2 \theta \chi_{xx} + \sin^2 \theta \chi_{zz} - 2 \cos \theta \sin \theta \chi_{xz}. \quad (2.8)$$

From this expression we see that we need to compute the three correlators

$$G_{xx}^{\text{R}} \sim \langle J_x^{\text{EM}} J_x^{\text{EM}} \rangle, \quad G_{zz}^{\text{R}} \sim \langle J_z^{\text{EM}} J_z^{\text{EM}} \rangle, \quad G_{xz}^{\text{R}} \sim \langle J_x^{\text{EM}} J_z^{\text{EM}} \rangle \quad (2.9)$$

and then add them up according to (2.8). In the following section we will see how these correlators can be obtained from gravity.

### 3 Gravity set-up

The dual gravitational background for the theory (2.1) at finite temperature is the type IIB supergravity geometry found in [24, 25], whose string frame metric reads

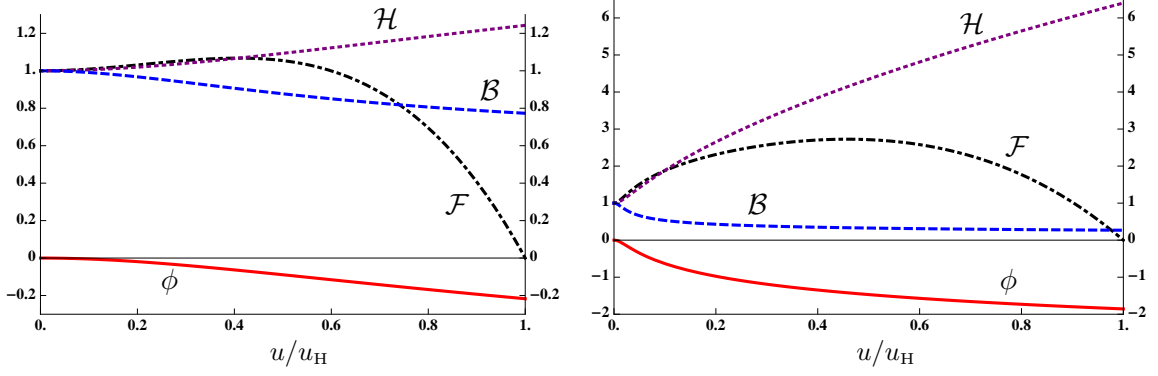
$$ds^2 = \frac{L^2}{u^2} \left( -\mathcal{B}\mathcal{F} dt^2 + dx^2 + dy^2 + \mathcal{H} dz^2 + \frac{du^2}{\mathcal{F}} \right) + L^2 e^{\frac{1}{2}\phi} d\Omega_5^2, \quad (3.1)$$

with  $\mathcal{H} = e^{-\phi}$  and  $\Omega_5$  the volume form of a round 5-sphere

$$d\Omega_5^2 = d\vartheta^2 + \cos^2 \vartheta d\varphi^2 + \sin^2 \vartheta d\Omega_3^2. \quad (3.2)$$

---

<sup>2</sup>Note that  $\chi_{xz} = \chi_{zx}$ , see e.g. [15].



**Figure 3.** Metric functions for  $a/T \simeq 4.4$  (left) and  $a/T \simeq 86$  (right).

The gauge theory coordinates are  $(t, x, y, z)$  while  $u$  is the AdS radial coordinate, with the black hole horizon lying at  $u = u_H$  (where  $\mathcal{F}$  vanishes) and the boundary at  $u = 0$ . As mentioned already, we refer to the  $z$ -direction as the longitudinal direction and to  $x$  and  $y$  as the transverse directions.  $L$  is the common radius of the first metric factor and of the sphere and is set to unity in the following. Besides the metric and the dilaton  $\phi$ , the forms

$$F_5 = 4(\Omega_5 + \star\Omega_5), \quad F_1 = a dz \quad (3.3)$$

are also turned on, with  $a$  being a parameter with units of energy that controls the degree of anisotropy of the system. The potential for the 1-form is a linear axion  $\chi = az$ . The functions  $\mathcal{B}$ ,  $\mathcal{F}$ , and  $\phi$  depend solely on  $u$  and are known analytically in limiting regimes of low and high temperature and numerically in intermediate regimes [25]. Representatives of these functions for two values of  $a/T$  are plotted in Fig. 3. For  $u \rightarrow 0$  (independently of the value of  $a$ ) they asymptote to the  $AdS_5 \times S^5$  metric,  $\mathcal{F} = \mathcal{B} = \mathcal{H} = 1$  and  $\phi = 0$ . For  $a = 0$  they reduce to the black D3-brane solution

$$\mathcal{B} = \mathcal{H} = 1, \quad \phi = \chi = 0, \quad \mathcal{F} = 1 - \frac{u^4}{u_H^4}, \quad (3.4)$$

which has temperature and entropy density given by [39]

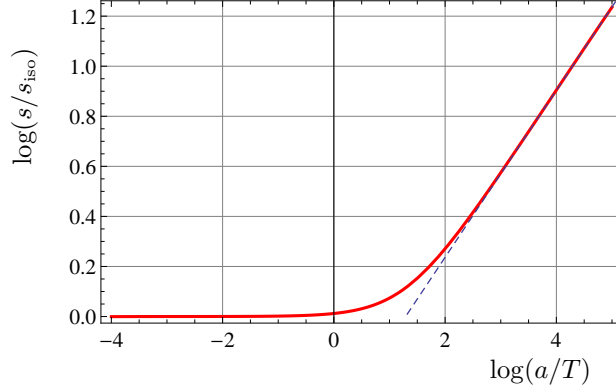
$$T_{\text{iso}} = \frac{1}{\pi u_H}, \quad s_{\text{iso}} = \frac{\pi^2}{2} N_c^2 T^3. \quad (3.5)$$

The temperature and entropy density of the anisotropic geometry are given by [25]

$$T = \frac{e^{-\frac{1}{2}\phi_H} \sqrt{\mathcal{B}_H} (16 + a^2 u_H^2 e^{\frac{7}{2}\phi_H})}{16\pi u_H}, \quad s = \frac{N_c^2}{2\pi u_H^3} e^{-\frac{5}{4}\phi_H}, \quad (3.6)$$

where  $\phi_H = \phi(u = u_H)$  and  $\mathcal{B}_H = \mathcal{B}(u = u_H)$ . As depicted in Fig. 4, the entropy density of the system interpolates smoothly between the isotropic scaling above for small  $a/T$  and the scaling [25, 26]

$$s \simeq 3.21 N_c^2 T^3 \left( \frac{a}{T} \right)^{\frac{1}{3}}, \quad (3.7)$$



**Figure 4.** Log-log plot of the entropy density as a function of  $a/T$ . The dashed blue line is a straight line with slope  $1/3$ .

for large  $a/T$ , the transition between the two behaviors taking place at approximately  $a/T \simeq 3.7$ .

A feature of the anisotropic geometry of [24, 25] is that some physical quantities (such as, for example, the energy density and pressures) depend not only on the dimensionless ratio  $a/T$  but also on  $a$  and  $T$  separately. The reason for this is a conformal anomaly that appears during the renormalization of the theory introducing a reference scale. Fortunately, as we shall see in the following, all the quantities computed in this paper are not affected by this anomaly and are only functions of the two independent dimensionless ratios that can be built out of  $a$ ,  $T$  and  $k_0$  (e.g.  $a/T$  and  $k_0/T$ ).

### 3.1 Flavor branes

The introduction of  $N_f$  flavors of massless quarks is achieved by placing  $N_f$  probe D7-branes in the background (3.1). Given that the quarks are massless, any temperature different from zero in the background will imply that these quarks are in a deconfined phase (the ‘black-hole embedding’ [40]) and also that the induced metric over the D7’s will be the metric (3.1) with a three-sphere instead of a five-sphere. The complete system can then be thought of as a D3/D7 system with two different kinds of D7-branes, one kind sourcing the anisotropy [25, 26]<sup>3</sup> and the other kind sourcing flavor [41, 42]:

		$t$	$x$	$y$	$z$	$u$	$\vartheta$	$\varphi$	$\Omega_3$	
$N_c$	D3	×	×	×	×					
$N_{D7}$	D7	×	×	×			×	×	×	
$N_f$	D7	×	×	×	×	×			×	

(3.8)

<sup>3</sup>These branes are smeared homogeneously along the  $z$ -direction and can be thought of as giving rise to a density  $n_{D7} = N_{D7}/L_z$  of extended charges. This charge density is related to the anisotropy parameter  $a$  through  $a = g_{YM}^2 n_{D7}/4\pi$  [25].



Throughout our calculations, the value of  $N_{\text{D7}}$  (and consequently of  $a$ , see footnote 3) can be arbitrary, but we will assume that flavor is quenched,  $N_f \ll N_c$ . As explained in [25], the full backreaction of the ‘anisotropic’ D7-branes is already included in the geometry (3.1), through the presence of the axion field  $\chi$ . In the following, when talking about D7-branes we will refer exclusively to the flavor D7-branes, which are probes in the fixed background (3.1).

As argued in [15], to study photon emission to leading order in  $e$  it suffices to evaluate the correlators needed for (2.4) in the  $SU(N_c)$  gauge theory with no dynamical photons. At strong ’t Hooft coupling and large  $N_c$ , these correlators can be calculated holographically. Indeed, global symmetries of the gauge theory are in one-to-one correspondence with gauge symmetries on the gravity side, and each conserved current of the gauge theory is dual to a gauge field on the gravity side.

Let  $A_m$  ( $m = 0, \dots, 7$ ) be the gauge field associated to the overall  $U(1) \subset U(N_f)$  gauge symmetry on the D7-branes. Upon dimensional reduction on the 3-sphere wrapped by the D7-branes,  $A_m$  gives rise to a massless gauge field  $(A_\mu, A_u)$ , three massless scalars, and a tower of massive Kaluza-Klein (KK) modes. All these fields propagate on the five non-compact dimensions of the D7-branes. We will work in the gauge  $A_u = 0$ ,<sup>4</sup> and we will consistently set to zero the scalars and the higher KK modes, which are not of interest here. The gauge field  $A_\mu$  is the desired dual to the conserved electromagnetic current  $J_\mu^{\text{EM}}$  of the gauge theory. According to the prescription of [10, 11], correlation functions of  $J_\mu^{\text{EM}}$  can be calculated by varying the string partition function with respect to the value of  $A_\mu$  at the boundary of the spacetime (3.1).

We proceed now to writing down the action for the D7-branes. It is easy to realize that there is no Wess-Zumino coupling of the branes to the background  $F_5$ , because of the particular brane orientation that has been chosen. A priori there could be a coupling to the background axion

$$\int_{\text{D7}} \chi e^{2\pi\ell_s^2 F}, \quad (3.9)$$

but this would be quartic in the  $U(1)$  field strength  $F = dA$  and therefore irrelevant for the present computation, since only 2-point functions are needed.

This means that the Dirac-Born-Infeld (DBI) action is all we need to consider:

$$S = -N_f T_{\text{D7}} \int_{\text{D7}} d^8\sigma e^{-\phi} \sqrt{-\det(g + 2\pi\ell_s^2 F)}, \quad (3.10)$$

where  $g$  is the induced metric on the D7-branes and  $T_{\text{D7}} = 1/(2\pi\ell_s)^7 g_s \ell_s$  is the D7-brane tension. To obtain the equations of motion for  $A_\mu$  it suffices to expand the action above and use the quadratic part only

$$S = -N_f T_{\text{D7}} \int_{\text{D7}} d^8\sigma e^{-\phi} \sqrt{-\det g} \frac{(2\pi\ell_s^2)^2}{4} F^2, \quad (3.11)$$

---

<sup>4</sup>This gauge choice will be immaterial in the following, since we shall switch to gauge invariant quantities, but it has the advantage of simplifying our formulas.

where  $F^2 = F_{mn}F^{mn}$ . The embedding of the branes inside the  $S^5$  of the geometry can be parametrized by an angle  $\cos \vartheta \equiv \psi(u)$  and the induced metric on the branes is given by

$$ds_{\text{D7}}^2 = \frac{1}{u^2} (-\mathcal{F}\mathcal{B} dt^2 + dx^2 + dy^2 + \mathcal{H} dz^2) + \frac{1 - \psi^2 + u^2 \mathcal{F} e^{\frac{1}{2}\phi} \psi'^2}{u^2 \mathcal{F} (1 - \psi^2)} du^2 + e^{\frac{1}{2}\phi} (1 - \psi^2) d\Omega_3^2. \quad (3.12)$$

The case of massless quarks corresponds to the equatorial embedding of the D7-branes, namely to  $\psi = 0$ . After the dimensional reduction on the three-sphere, the action reduces to

$$S = -K_{\text{D7}} \int dt d\vec{x} du \frac{e^{-\frac{3}{4}\phi} \sqrt{\mathcal{B}}}{u^5} F^2, \quad (3.13)$$

where

$$K_{\text{D7}} = 2\pi^4 N_f T_{\text{D7}} \ell_s^4 = \frac{1}{16\pi^2} N_c N_f, \quad (3.14)$$

and  $F_m$  is restricted to the components  $m = (\mu, u)$ .

As argued in [17, 40], in order to calculate the photon emission rate, we may consistently proceed by assuming the equatorial embedding of the D7-branes to be fixed in the absence of the gauge field, and then solving for the gauge field on that embedding. No modes of the metric or of the background fields will be excited. As mentioned above, we set to zero the components of the gauge field on the three-sphere wrapped by the D7-branes and we Fourier decompose the remaining components as

$$A_\mu(t, \vec{x}, u) = \int \frac{dk^0 d\vec{k}}{(2\pi)^4} e^{-ik^0 t + i\vec{k} \cdot \vec{x}} A_\mu(k^0, \vec{k}, u), \quad \vec{k} = k_0(\sin \theta, 0, \cos \theta). \quad (3.15)$$

This is possible because the state we consider, albeit anisotropic, is translationally invariant along the gauge theory directions [25]. Doing so, the equations for the gauge field deriving from (3.13) split into a single, decoupled equation for  $A_y$ , which reads explicitly (primes denote derivatives with respect to  $u$ )

$$(M g^{uu} g^{yy} A'_y)' - M g^{yy} (g^{tt} k_0^2 + g^{xx} k_x^2 + g^{zz} k_z^2) A_y = 0, \quad (3.16)$$

plus a coupled system of three equations for the remaining components  $A_{t,x,z}$ :

$$(M g^{uu} g^{tt} A'_t)' - M g^{tt} [g^{xx} k_x (k_x A_t - k_0 A_x) + g^{zz} k_z (k_z A_t - k_0 A_z)] = 0, \quad (3.17)$$

$$(M g^{uu} g^{xx} A'_x)' - M g^{xx} [g^{tt} k_0 (k_0 A_x - k_x A_t) + g^{zz} k_z (k_z A_x - k_x A_z)] = 0, \quad (3.18)$$

$$(M g^{uu} g^{zz} A'_z)' - M g^{zz} [g^{tt} k_0 (k_0 A_z - k_z A_t) + g^{xx} k_x (k_x A_z - k_z A_x)] = 0. \quad (3.19)$$

The inverse metric can be read off directly from (3.1) and  $M$  is the factor appearing in the action (3.13):

$$M \equiv \frac{e^{-\frac{3}{4}\phi} \sqrt{\mathcal{B}}}{u^5}. \quad (3.20)$$

These are the set of equations that need to be solved (with the appropriate boundary conditions), in order to obtain the correlation functions of the electromagnetic currents  $J_\mu^{\text{EM}}$ . We do this in the following section.

## 4 Photon production from holography

The Lorentzian AdS/CFT prescription to compute the correlation functions of the electromagnetic current is given in [43] (see also e.g. [44–46]). We need to isolate the terms with two radial derivatives in the action (3.13), write the latter as a boundary term by integration by parts and compute it on-shell. Varying with respect to the values of  $A_\mu$  at  $u = 0$  (which correspond to the boundary theory currents) gives the desired correlation functions.

We start by writing the boundary action as

$$S_\epsilon = -2K_{D7} \int dt d\vec{x} \left[ \frac{e^{-\frac{3}{4}\phi} \sqrt{\mathcal{BF}}}{u} \left( -\frac{1}{\mathcal{BF}} A_t A'_t + A_x A'_x + A_y A'_y + e^\phi A_z A'_z \right) \right]_{u=\epsilon}, \quad (4.1)$$

where the limit  $\epsilon \rightarrow 0$  is intended.

From this boundary action and the equations of motion (3.16)–(3.19) we see that we can carry on the calculation for the spectral density  $\chi_{yy}$  independently of all the others and the calculation is very similar to the one in [17]. The remaining spectral densities in (2.8) are more involved and will require a strategy that was originally developed in [47] to deal with operator mixing.

### 4.1 Isotropic limit

We shall see in the following that in order to properly compare our results with the photon production rate in an isotropic plasma we will need expressions for the isotropic correlators both as a function of the temperature of the plasma and as a function of the entropy density of the plasma.

We start then by considering the isotropic limit, which is obtained by plugging (3.4) in the equations above. We may also set  $\theta = \pi/2$ , since in the isotropic system we have an  $SO(3)$  symmetry that permits to align the photon momentum along a particular direction, say the  $x$ -direction in our choice. The equation to solve is obtained from (3.16) and reads<sup>5</sup>

$$0 = u \left( 1 - \frac{u^4}{u_H^4} \right)^2 A''_{\text{iso}} - \left( 1 - \frac{u^4}{u_H^4} \right) \left( 1 + 3 \frac{u^4}{u_H^4} \right) A'_{\text{iso}} + k_0^2 \frac{u^5}{u_H^4} A_{\text{iso}}. \quad (4.2)$$

The solution of this equation that is infalling at the horizon reads

$$A_{\text{iso}} = \left( 1 - \frac{u^2}{u_H^2} \right)^{-i\frac{\mathfrak{w}}{2}} \left( 1 + \frac{u^2}{u_H^2} \right)^{-\frac{\mathfrak{w}}{2}} {}_2F_1 \left( 1 - \frac{1+i}{2}\mathfrak{w}, -\frac{1+i}{2}\mathfrak{w}, 1 - i\mathfrak{w}; \frac{u_H^2 - u^2}{2u_H^2} \right), \quad (4.3)$$

where the dimensionless frequency

$$\mathfrak{w} = \frac{k_0}{2\pi T} = \frac{k_0 u_H}{2} \quad (4.4)$$

---

<sup>5</sup>This equation can be seen to be precisely equal to eq. (4.18) of [17] by doing the change of coordinates  $u_{\text{here}} = u_H \sqrt{2u_{\text{there}}}$ .

has been introduced, as customarily in the quasi-normal mode literature.

Rotational invariance implies that the sum over polarizations in (2.4) be equal to the following expression

$$\chi_{\text{iso}} = -2 \text{Im} (G_{yy}^{\text{R}} + G_{zz}^{\text{R}})_{\text{iso}} = -4 \text{Im} G_{\text{iso}}^{\text{R}}, \quad (4.5)$$

which can be computed from the prescription in [43] using

$$G_{\text{iso}}^{\text{R}} = -\frac{4K_{\text{D7}}}{|A_{\text{iso}}(\mathbf{w}, 0)|^2} \lim_{u \rightarrow 0} \left(1 - \frac{u^4}{u_{\text{H}}^4}\right) \frac{1}{u} A_{\text{iso}}^*(\mathbf{w}, u) A'_{\text{iso}}(\mathbf{w}, u). \quad (4.6)$$

The imaginary part of this expression turns out to be independent of  $u$  and it is actually easier to evaluate the limit at the horizon rather than at the boundary. The result of the limit is

$$\lim_{u \rightarrow u_{\text{H}}} \left(1 - \frac{u^4}{u_{\text{H}}^4}\right) \frac{1}{u} A_{\text{iso}}^*(\mathbf{w}, u) A'_{\text{iso}}(\mathbf{w}, u) = i \frac{2\mathbf{w}}{2\mathbf{w} u_{\text{H}}^2}. \quad (4.7)$$

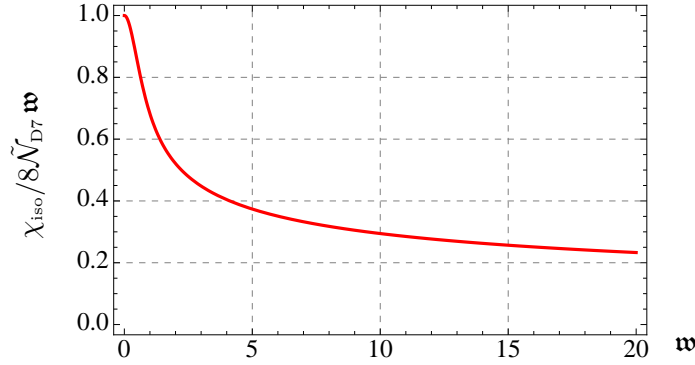
Putting everything together, one finally obtains that the spectral density is given by [17]

$$\chi_{\text{iso}} = \frac{8\tilde{\mathcal{N}}_{\text{D7}} \mathbf{w}}{2\mathbf{w} \left| {}_2F_1 \left(1 - \frac{1+i}{2}\mathbf{w}, -\frac{1+i}{2}\mathbf{w}, 1 - i\mathbf{w}; \frac{1}{2}\right) \right|^2}, \quad (4.8)$$

where

$$\tilde{\mathcal{N}}_{\text{D7}} = 4 \frac{K_{\text{D7}}}{u_{\text{H}}^2} = \frac{1}{4} N_c N_f T^2. \quad (4.9)$$

The dimensionless combination  $\chi_{\text{iso}}/8\tilde{\mathcal{N}}_{\text{D7}}\mathbf{w}$  is plotted in Fig. 5. We can now express  $\tilde{\mathcal{N}}_{\text{D7}}$



**Figure 5.** The isotropic correlator  $\chi_{\text{iso}}$ .

and  $\mathbf{w}$  in the formula above either in terms of the temperature or in terms of the entropy density of the isotropic plasma, using (3.5). We obtain

$$\chi_{\text{iso}}(T) = \frac{N_c N_f T k_0}{2^{\frac{k_0}{2\pi T}} \pi \left| {}_2F_1 \left(1 - \frac{1+i}{4\pi T} k_0, -\frac{1+i}{4\pi T} k_0, 1 - i \frac{k_0}{2\pi T}; \frac{1}{2}\right) \right|^2}, \quad (4.10)$$

and

$$\chi_{\text{iso}}(s) = \frac{N_c^{\frac{1}{3}} N_f s^{\frac{1}{3}} k_0}{2^{\mathfrak{w}_s - \frac{1}{3}} \pi^{\frac{5}{3}} \left| {}_2F_1 \left( 1 - \frac{1+i}{2} \mathfrak{w}_s, -\frac{1+i}{2} \mathfrak{w}_s, 1 - i \mathfrak{w}_s; \frac{1}{2} \right) \right|^2}, \quad \mathfrak{w}_s = \frac{N_c^{\frac{2}{3}} k_0}{2^{\frac{4}{3}} \pi^{\frac{1}{3}} s^{\frac{1}{3}}}. \quad (4.11)$$

In the following sections we shall use these expressions to normalize the anisotropic results. The two different normalizations will allow us to compare the anisotropic photon production either with an isotropic plasma at the same temperature but different entropy density or with an isotropic plasma at the same entropy density but different temperature.

## 4.2 Spectral density for the polarization $\epsilon_{(1)}$

After the isotropic case warm-up, we proceed to compute  $\chi_{yy}$ . This can be obtained independently of all the other spectral densities, given that (3.16) is not coupled to the remaining equations of motion and that there is no mixing term in the action between  $A_y$  and the other gauge fields. The corresponding correlation function is

$$G_{yy}^{\text{R}} = -\frac{4K_{\text{D7}}}{|A_y(k_0, 0)|^2} \lim_{u \rightarrow 0} Q(u) A_y^*(k_0, u) A'_y(k_0, u), \quad (4.12)$$

where

$$Q(u) \equiv \frac{e^{-\frac{3}{4}\phi} \sqrt{\mathcal{BF}}}{u}. \quad (4.13)$$

The spectral density reads

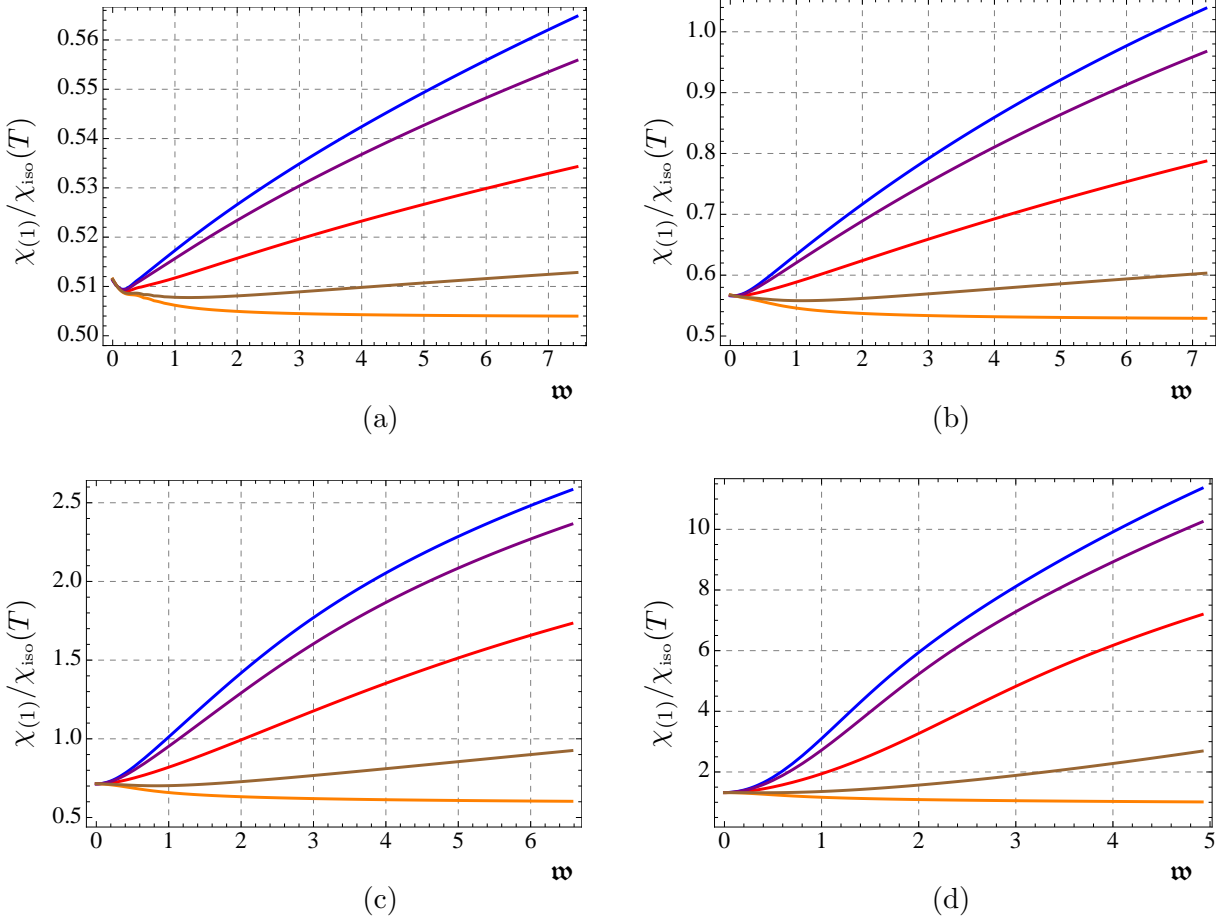
$$\chi_{(1)} \equiv \chi_{yy} = \frac{N_c N_f}{2\pi^2 |A_y(k_0, 0)|^2} \text{Im} \lim_{u \rightarrow 0} Q(u) A_y^*(k_0, u) A'_y(k_0, u). \quad (4.14)$$

In the anisotropic case the metric components appearing in the equations of motion are only known numerically for generic values of  $a/T$ . This means that we have to resort to numerics in order to integrate (3.16) and obtain the solution for  $A_y$ . To impose the appropriate boundary conditions at the horizon we use the near-horizon expansion of the metric given in [25] and expand (3.16). We see that close to the horizon  $A_y$  behaves like  $(u - u_{\text{H}})^\nu a_y(u)$ , where  $a_y(u)$  is some function regular at  $u_{\text{H}}$ . The exponent  $\nu$  turns out to be given by the usual result

$$\nu = \pm i \frac{\mathfrak{w}}{2}, \quad \mathfrak{w} = \frac{k_0}{2\pi T}, \quad (4.15)$$

where the temperature appearing in this formula is now the anisotropic one, given by (3.6). To impose the infalling wave condition at the horizon and therefore get the retarded correlator, we choose the negative sign for  $\nu$ . Once the infalling solution has been selected, the expansion is unique up to an overall multiplicative factor.

Now we carry out the numerical integration of (3.16) for a number of values of the anisotropy and of the angle  $\theta$  formed by the momentum  $\vec{k}$  and the  $z$ -axis. The spectral

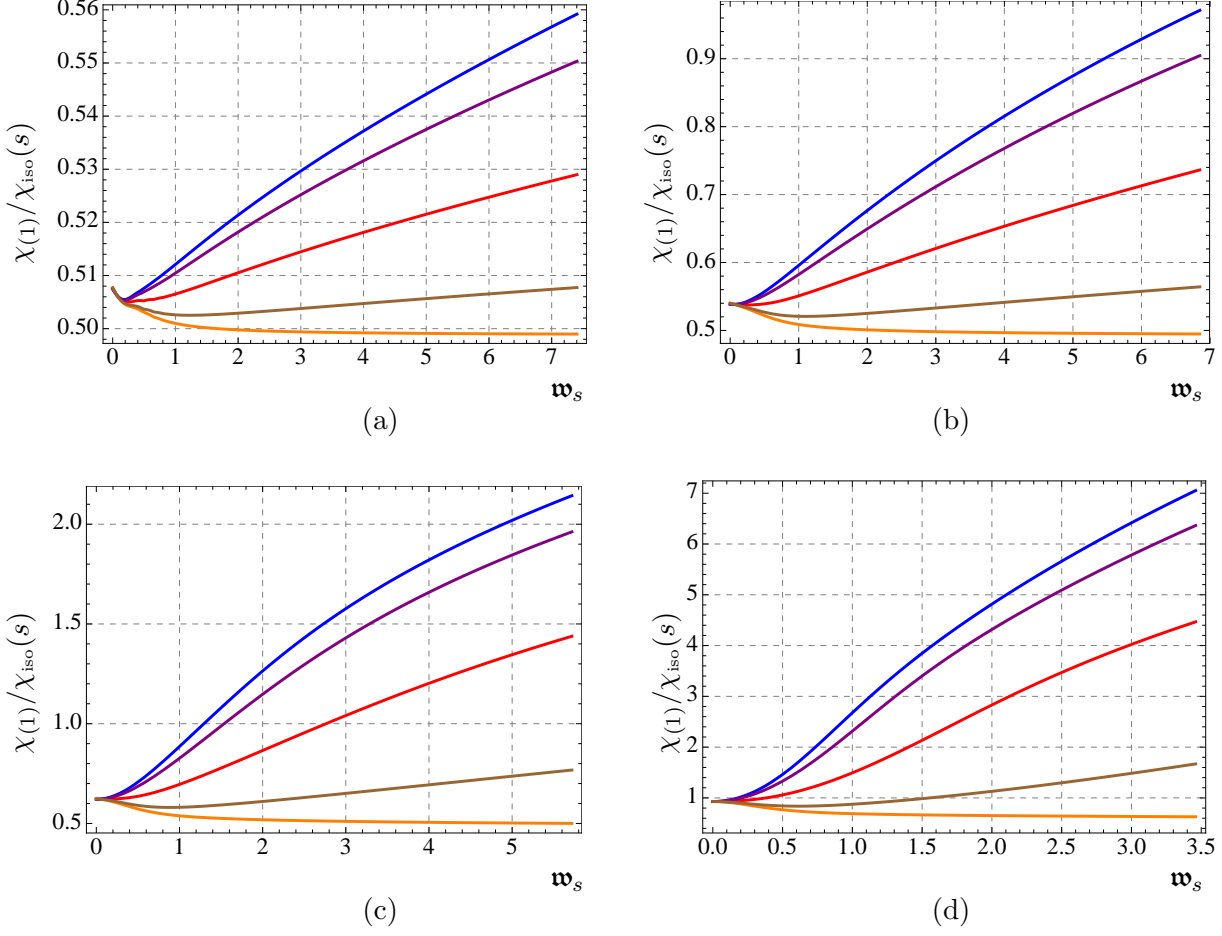


**Figure 6.** Plots of the spectral density  $\chi_{(1)}$  corresponding to the polarization  $\epsilon_{(1)}$  normalized with respect to the isotropic result at fixed temperature  $\chi_{\text{iso}}(T)$ . The curves correspond from top to bottom to the angles  $\theta = 0, \pi/8, \pi/4, 3\pi/8, \pi/2$ . The four plots correspond to the cases  $a/T = 1.38$  (a), 4.41 (b), 12.2 (c), 86 (d).

density  $\chi_{yy}$  is plotted in Figs. 6 and 7, where it is compared with an isotropic plasma at the same temperature or at the same entropy density. Note that  $\chi_{yy}$  in the isotropic limit goes to half of  $\chi_{\text{iso}}$ , since the latter contains the (equal) contribution from  $\chi_{zz}$  as well, see (4.5).

Note also that at large  $k_0$  (more specifically, for  $k_0 \gg a$ ) the spectral density does not converge to the isotropic limit (the horizontal line at  $1/2$ ). This is perhaps surprising at first sight, but it is explained remembering that our results depend on two independent dimensionless ratios. Sending  $k_0 \rightarrow \infty$  while keeping  $a$  and  $T$  fixed is not the same as sending  $a \rightarrow 0$  with  $k_0$  and  $T$  fixed, since the ratio  $a/T$  remains finite in the first limit. As a consequence, the large- $k_0$  limit of our result will reproduce the isotropic limit only if we send  $a/T \rightarrow 0$  at the same time.<sup>6</sup>

<sup>6</sup>We thank David Mateos for comments on this point.

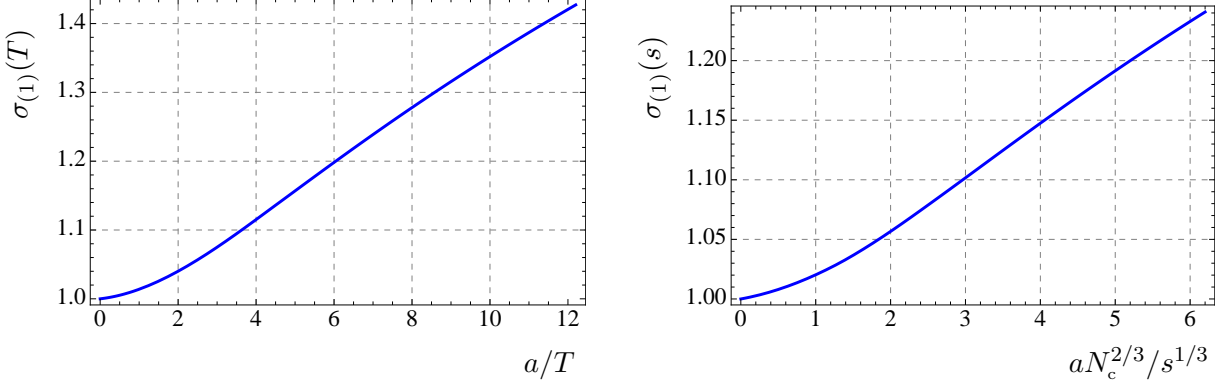


**Figure 7.** Plots of the spectral density  $\chi_{(1)}$  corresponding to the polarization  $\epsilon_{(1)}$  normalized with respect to the isotropic result at fixed entropy density  $\chi_{\text{iso}}(s)$ . The curves correspond from top to bottom to the angles  $\theta = 0, \pi/8, \pi/4, 3\pi/4, \pi/2$ . The four plots correspond to the cases  $aN_c^{2/3}/s^{1/3} = 0.80$  (a), 2.47 (b), 6.24 (c), 35.5 (d).

The zero-frequency limit of the spectral density gives the electric DC conductivity. For photons with polarization  $\epsilon_{(1)}$  this would be the conductivity along the transverse  $y$ -direction. The quantities

$$\begin{aligned}\sigma_{(1)}(T) &= \lim_{k_0 \rightarrow 0} \frac{\chi_{(1)}}{\chi_{(1),\text{iso}}(T)} = \lim_{k_0 \rightarrow 0} 2 \frac{\chi_{(1)}}{\chi_{\text{iso}}(T)}, \\ \sigma_{(1)}(s) &= \lim_{k_0 \rightarrow 0} \frac{\chi_{(1)}}{\chi_{(1),\text{iso}}(s)} = \lim_{k_0 \rightarrow 0} 2 \frac{\chi_{(1)}}{\chi_{\text{iso}}(s)}\end{aligned}\tag{4.16}$$

as functions of  $a/T$  and of  $aN_c^{2/3}/s^{1/3}$  are reported in Fig. 8. The plot on the left of that figure coincides with the perpendicular conductivity  $\sigma_{\perp}$  obtained in [28]. Note that the conductivity is to be normalized with respect to the isotropic result with the same polarization, i.e.  $\lim_{a \rightarrow 0} \chi_{(1)} \equiv \chi_{(1),\text{iso}}$  in the present case.



**Figure 8.** Plot of the conductivity  $\sigma_{(1)}$  corresponding to the polarization  $\epsilon_{(1)}$  as a function of  $a/T$  (left) and of  $aN_c^{2/3}/s^{1/3}$  (right).

### 4.3 Spectral density for the polarization $\epsilon_{(2)}$

Having found the correlator corresponding to the photon polarization  $\vec{\epsilon}_{(1)}$ , we proceed now with the correlators corresponding to  $\vec{\epsilon}_{(2)}$ .

The procedure to find them is clearer if done in terms of the gauge invariant fields  $E_i \equiv \partial_i A_0 - \partial_0 A_i$ . Equations (3.17)-(3.19) can be rewritten in terms of  $E_i$  with the aid of the constraint

$$-\frac{1}{\mathcal{BF}}A'_t + \sin\theta A'_x + \cos\theta e^\phi A'_z = 0, \quad (4.17)$$

resulting in the set of equations

$$E''_x + \left[ \left( \log \frac{e^{-\frac{3}{4}\phi} \sqrt{\mathcal{BF}}}{u} \right)' + \frac{k_x^2}{\bar{k}^2} (\log \mathcal{BF})' \right] E'_x + \frac{\bar{k}^2}{\mathcal{F}} E_x + \frac{e^\phi k_x k_z}{\bar{k}^2} (\log \mathcal{BF})' E'_z = 0, \quad (4.18)$$

$$E''_z + \left[ \left( \log \frac{e^{\frac{1}{4}\phi} \sqrt{\mathcal{BF}}}{u} \right)' + \frac{e^\phi k_z^2}{\bar{k}^2} (\log e^\phi \mathcal{BF})' \right] E'_z + \frac{\bar{k}^2}{\mathcal{F}} E_z + \frac{k_x k_z}{\bar{k}^2} (\log e^\phi \mathcal{BF})' E'_x = 0, \quad (4.19)$$

where  $\bar{k}^2 \equiv \frac{k_0^2}{\mathcal{FB}} - k_x^2 - e^\phi k_z^2$ . Notice that for  $\theta = 0$  (momentum along the  $z$ -direction) and  $\theta = \pi/2$  (momentum along the  $x$ -direction) the equations for  $E_x$  and  $E_z$  decouple.

The action (4.1) at  $u = \epsilon$  can be written in terms of these fields as

$$S_\epsilon = -2K_{D7} \int dt d\vec{x} \left[ \frac{e^{-\frac{3}{4}\phi} \sqrt{\mathcal{BF}}}{u k_0^2 \bar{k}^2} \left( \left( \frac{k_0^2}{\mathcal{BF}} - e^\phi k_z^2 \right) E_x E'_x + \bar{k}^2 E_y E'_y \right. \right. \\ \left. \left. + e^\phi k_x k_z (E_x E'_z)' + \left( \frac{k_0^2}{\mathcal{BF}} - k_x^2 \right) e^\phi E_z E'_z \right) \right]_{u=\epsilon}. \quad (4.20)$$



To perform the variations of the action, it is important to notice that differentiating with respect to  $A_{i=x,y,z}$  is just  $k_0$  times the result of differentiating with respect to  $E_i$ , and to differentiate with respect to  $A_0$  we have to sum  $\sum_i k_i \frac{\delta}{\delta E_i}$ .

Since we need to take the limit  $\epsilon \rightarrow 0$  let us compute the on-shell value of the integrand in (4.20) using the near-boundary expansion of the metric. This expansion can be found in [25] and is given by

$$\mathcal{F} = 1 + \frac{11}{24}a^2u^2 + \mathcal{F}_4u^4 + \frac{7}{12}a^4u^4 \log u + O(u^6), \quad (4.21)$$

$$\mathcal{B} = 1 - \frac{11}{24}a^2u^2 + \mathcal{B}_4u^4 - \frac{7}{12}a^4u^4 \log u + O(u^6), \quad (4.22)$$

$$\phi = -\frac{a^2}{4}u^2 + \left(\frac{1152\mathcal{B}_4 + 121a^4}{4032}\right)u^4 - \frac{a^4}{6}u^4 \log u + O(u^6), \quad (4.23)$$

where  $\mathcal{F}_4$  and  $\mathcal{B}_4$  are coefficients undetermined by the asymptotic equations of motion that can nonetheless be extracted from the numerical solution. They turn out to be irrelevant for our purposes.

Using (4.21)-(4.23) we can solve equations (4.18) and (4.19) perturbatively to find

$$E_x = E_x^{(0)} + E_x^{(2)} \cos \theta u^2 - \frac{1}{24} \left( \frac{3}{4} E_x^{(0)} k_0^2 \cos \theta + 5 E_x^{(2)} \right) \cos \theta a^2 u^4 + O(u^6), \quad (4.24)$$

$$E_z = E_z^{(0)} - E_x^{(2)} \sin \theta u^2 + E_z^{(4)} u^4 - \frac{\cos^2 \theta a^2 k_0^2}{16} \left( E_x^{(0)} \tan \theta + E_z^{(0)} \right) u^4 \log u + O(u^6), \quad (4.25)$$

where  $E_x^{(0)}$ ,  $E_z^{(0)}$ ,  $E_x^{(2)}$ , and  $E_z^{(4)}$  are undetermined coefficients of the expansion. They can be extracted from the numerical solution. Using the former expressions we can write the value of (4.20) close to the boundary as

$$S_\epsilon = -2K_{D7} \int dt d\vec{x} [\mathcal{L}_1 + \mathcal{L}_2 + \mathcal{L}_3 + \dots + O(u^2)]_{u=\epsilon}, \quad (4.26)$$

where

$$\begin{aligned} \mathcal{L}_1 &= -\frac{3}{4} \sin^2 \theta E_x^{(0)2} - \frac{1}{4} \cos^2 \theta E_z^{(0)2} - \cos \theta \sin \theta E_x^{(0)} E_z^{(0)}, \\ \mathcal{L}_2 &= \frac{1}{3k_0^2} \left[ \frac{1 + 5 \cos 2\theta}{\cos \theta} E_x^{(0)} E_x^{(2)} + \frac{48}{a^2} \tan \theta E_x^{(0)} E_z^{(4)} - 10 \sin \theta E_z^{(0)} E_x^{(2)} + \frac{48}{a^2} E_z^{(0)} E_z^{(4)} \right], \\ \mathcal{L}_3 &= - \left( E_x^{(0)} \sin \theta + E_z^{(0)} \cos \theta \right)^2 \log u, \end{aligned} \quad (4.27)$$

and the ellipsis stands for the terms in the  $y$ -components that have already been dealt with in the previous section.

We notice that  $\mathcal{L}_3$  diverges as we take the  $u \rightarrow 0$  limit, which implies that the boundary action is sensitive to the anomaly of the background found in [25]. In principle we would need to holographically renormalize this action, but the key observation here is that

according to (2.8) the contribution of this divergent term to the production of photons with polarization  $\vec{\epsilon}_{(2)}$  is proportional to

$$\cos^2 \theta \frac{\delta^2 \mathcal{L}_3}{\delta E_x^{(0)2}} + \sin^2 \theta \frac{\delta^2 \mathcal{L}_3}{\delta E_z^{(0)2}} - 2 \cos \theta \sin \theta \frac{\delta^2 \mathcal{L}_3}{\delta E_x^{(0)} \delta E_z^{(0)}} = 0, \quad (4.28)$$

and therefore vanishes identically. This means that we only need to consider the contributions to the correlators coming from  $\mathcal{L}_1$  and  $\mathcal{L}_2$ , which are finite and turn out to be given by

$$\frac{G_{xx}^R}{-4K_{D7}} = -\frac{3}{4}k_0^2 \sin^2 \theta + \frac{1 + 5 \cos 2\theta}{3 \cos \theta} \frac{\delta E_x^{(2)}}{\delta E_x^{(0)}} + \frac{16 \tan \theta}{a^2} \frac{\delta E_z^{(4)}}{\delta E_x^{(0)}}, \quad (4.29)$$

$$\frac{G_{zz}^R}{-4K_{D7}} = -\frac{1}{4}k_0^2 \cos^2 \theta - \frac{10 \sin \theta}{3} \frac{\delta E_x^{(2)}}{\delta E_z^{(0)}} + \frac{16}{a^2} \frac{\delta E_z^{(4)}}{\delta E_z^{(0)}}, \quad (4.30)$$

$$\begin{aligned} \frac{G_{xz}^R}{-2K_{D7}} = & -k_0^2 \cos \theta \sin \theta + \frac{1 + 5 \cos 2\theta}{3 \cos \theta} \frac{\delta E_x^{(2)}}{\delta E_z^{(0)}} \\ & + \frac{16 \tan \theta}{a^2} \frac{\delta E_z^{(4)}}{\delta E_z^{(0)}} - \frac{10 \sin \theta}{3} \frac{\delta E_x^{(2)}}{\delta E_x^{(0)}} + \frac{16}{a^2} \frac{\delta E_z^{(4)}}{\delta E_x^{(0)}}. \end{aligned} \quad (4.31)$$

Summing up these expressions according to (2.8) one finds the simple result

$$\chi_{(2)} \equiv \epsilon_{(2)}^\mu \epsilon_{(2)}^\nu \chi_{\mu\nu} = 16K_{D7} \operatorname{Im} \left( \cos \theta \frac{\delta E_x^{(2)}}{\delta E_x^{(0)}} - \sin \theta \frac{\delta E_z^{(2)}}{\delta E_z^{(0)}} \right). \quad (4.32)$$

To determine how the coefficients  $E_x^{(2)}$  and  $E_z^{(4)}$  vary with respect of  $E_x^{(0)}$  and  $E_z^{(0)}$  it is convenient to write the solutions  $E_x$  and  $E_z$  as a vector. When solving the equation of motion for

$$\mathbf{E} = \begin{pmatrix} E_x \\ E_z \end{pmatrix} \quad (4.33)$$

near the horizon by a power series expansion  $(u - u_H)^\nu$  we get that the exponent  $\nu$  for both components of this vector is the same as that for the  $A_y$  mode, namely  $\nu = \pm i\omega/2$ . After imposing the infalling wave condition, the rest of the power series is linearly determined by the value of  $\mathbf{E}$  at the horizon. Integrating from the horizon using any choice of such a vector would pick a particular solution to the equations of motion. These are linear and therefore their general solution can be written as a linear combination of any two linearly independent solutions  $\mathbf{E}_1 = (E_{x,1}, E_{z,1})^T$  and  $\mathbf{E}_2 = (E_{x,2}, E_{z,2})^T$ .

Since what we need to know is how the solution depends on  $E_x^{(0)}$  and  $E_z^{(0)}$ , the relevant base is the one formed by the two particular solutions that at the boundary reach the values

$$\mathbf{E}_1 \rightarrow \begin{pmatrix} 1 \\ 0 \end{pmatrix}, \quad \mathbf{E}_2 \rightarrow \begin{pmatrix} 0 \\ 1 \end{pmatrix}, \quad (4.34)$$

because in terms of this base the general solution can be written as

$$\mathbf{E} = E_x^{(0)} \mathbf{E}_1 + E_z^{(0)} \mathbf{E}_2. \quad (4.35)$$

Close to the boundary the general solution  $\mathbf{E}$  will be described by the expansions (4.24) and (4.25). From (4.35) we see that its corresponding coefficients will be given by

$$E_x^{(2)} = E_x^{(0)} E_{x,1}^{(2)} + E_z^{(0)} E_{x,2}^{(2)}, \quad E_z^{(4)} = E_x^{(0)} E_{z,1}^{(4)} + E_z^{(0)} E_{z,2}^{(4)}, \quad (4.36)$$

where  $E_{x,i}^{(2)}$  and  $E_{z,i}^{(4)}$  (with  $i = 1, 2$ ) are the coefficients for the expansions of  $\mathbf{E}_1$  and  $\mathbf{E}_2$  close to the boundary. From (4.36) it follows, for instance, that

$$\frac{\delta E_x^{(2)}}{\delta E_x^{(0)}} = E_{x,1}^{(2)} \quad \frac{\delta E_x^{(2)}}{\delta E_z^{(0)}} = E_{x,2}^{(2)}, \quad (4.37)$$

which can now be used in (4.32). In practice, since we can only solve the equations of motion numerically, we find any two linearly independent solutions, say  $\mathbf{E}_a = (E_{x,a}, E_{z,a})^T$  and  $\mathbf{E}_b = (E_{x,b}, E_{z,b})^T$ , to construct  $\mathbf{E}_1$  and  $\mathbf{E}_2$  as the linear combinations

$$\mathbf{E}_1 = \frac{E_{z,b}^{(0)} \mathbf{E}_a - E_{z,a}^{(0)} \mathbf{E}_b}{E_{x,a}^{(0)} E_{z,b}^{(0)} - E_{x,b}^{(0)} E_{z,a}^{(0)}}, \quad \mathbf{E}_2 = \frac{E_{x,a}^{(0)} \mathbf{E}_b - E_{x,b}^{(0)} \mathbf{E}_a}{E_{x,a}^{(0)} E_{z,b}^{(0)} - E_{x,b}^{(0)} E_{z,a}^{(0)}}, \quad (4.38)$$

whence we can see that

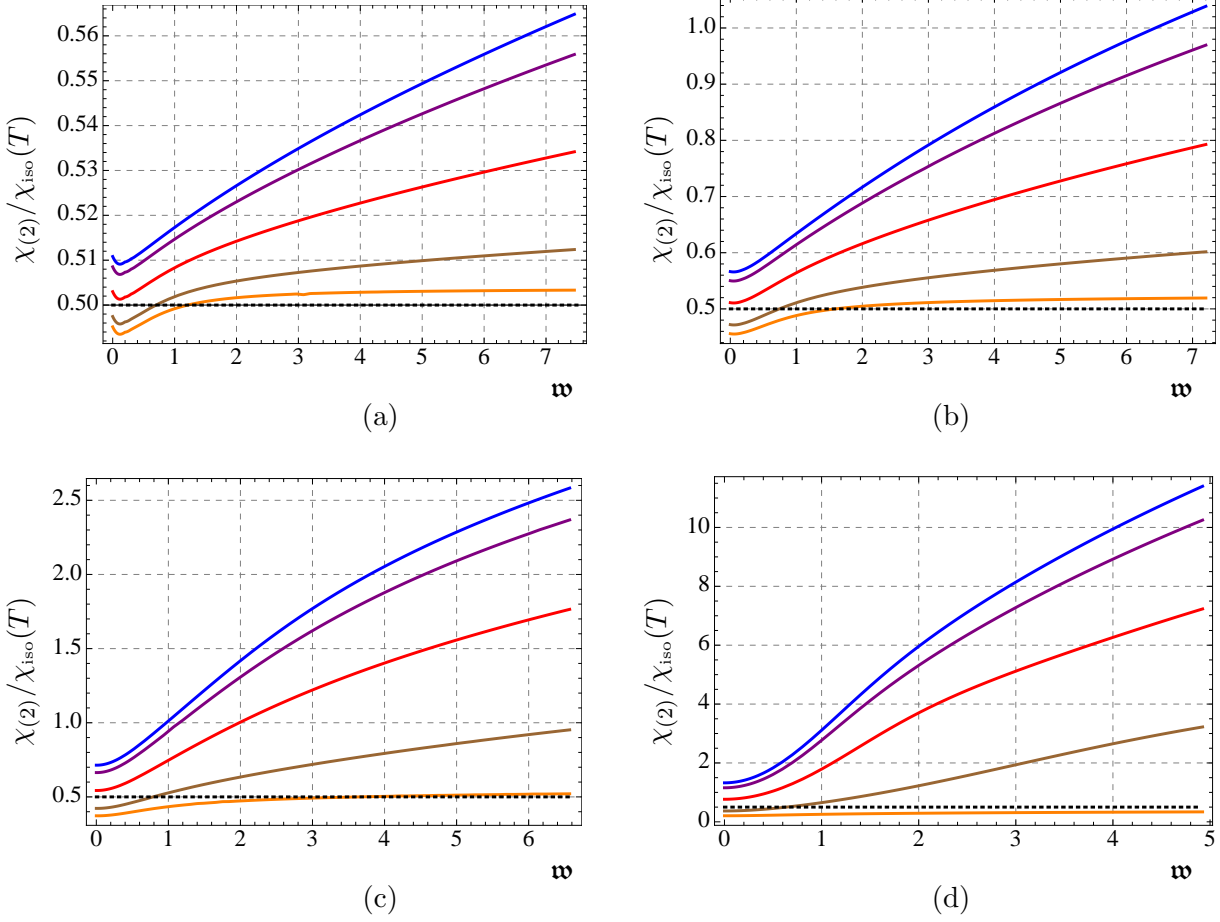
$$E_{x,1}^{(2)} = \frac{E_{z,b}^{(0)} E_{x,a}^{(2)} - E_{z,a}^{(0)} E_{x,b}^{(2)}}{E_{x,a}^{(0)} E_{z,b}^{(0)} - E_{x,b}^{(0)} E_{z,a}^{(0)}}, \quad E_{x,2}^{(2)} = \frac{E_{x,a}^{(0)} E_{x,b}^{(2)} - E_{x,b}^{(0)} E_{x,a}^{(2)}}{E_{x,a}^{(0)} E_{z,b}^{(0)} - E_{x,b}^{(0)} E_{z,a}^{(0)}}. \quad (4.39)$$

With this groundwork in place, we are now in the position of using these expressions to numerically obtain the coefficients we need to input in (4.32) to find  $\chi_{(2)}$ . The results are plotted in Figs. 9 and 10, where we compare, for different angles  $\theta$ , the photon production with polarization  $\epsilon_{(2)}$  with the one of an isotropic plasma at the same temperature or at the same entropy density. The  $\theta = 0$  curve for  $\chi_{(2)}$  in all the plots matches the  $\theta = 0$  curve for  $\chi_{(1)}$ . This is expected, since in this case equations (3.16) and (3.18) are identical, being  $g^{xx} = g^{yy}$ . On the other hand, one does not expect a similar match between the  $\theta = \pi/2$  curve for  $\chi_{(2)}$  and the  $\theta = \pi/2$  curve for  $\chi_{(1)}$ , since in this case equations (3.16) and (3.19) are different, being  $g^{yy} \neq g^{zz}$ , and indeed we get different curves. The comment we had for  $\chi_{(1)}$  about the fact that the large- $k_0$  spectral density will reproduce the isotropic limit only if  $a/T \rightarrow 0$  also applies here.

For photons with polarization along  $\epsilon_{(2)}$  the conductivities

$$\begin{aligned} \sigma_{(2)}(T) &= \lim_{k_0 \rightarrow 0} \frac{\chi_{(2)}}{\chi_{(2),\text{iso}}(T)} = \lim_{k_0 \rightarrow 0} 2 \frac{\chi_{(2)}}{\chi_{\text{iso}}(T)}, \\ \sigma_{(2)}(s) &= \lim_{k_0 \rightarrow 0} \frac{\chi_{(2)}}{\chi_{(2),\text{iso}}(s)} = \lim_{k_0 \rightarrow 0} 2 \frac{\chi_{(2)}}{\chi_{\text{iso}}(s)} \end{aligned} \quad (4.40)$$

depend not only on the anisotropy  $a$ , as was the case for the polarization along the  $y$ -direction, but also on the angle  $\theta$ . Plots of  $\sigma_{(2)}$  as a function of  $a/T$  and  $aN_c^{2/3}/s^{1/3}$  (for fixed  $\theta$ ) and as a function of  $\theta$  (for fixed  $a/T$ ) are reported in Figs. 11 and 12. For  $\theta = 0$  the conductivity is along the transverse  $x$ -direction (i.e. the direction of the polarization vector) and we recover the same results as (4.16) and  $\sigma_\perp$  of [28]. Similarly, for  $\theta = \pi/2$  the conductivity is along the longitudinal  $z$ -direction and we recover  $\sigma_z$  of [28].



**Figure 9.** Plots of the spectral density  $\chi_{(2)}$  corresponding to the polarization  $\epsilon_{(2)}$  normalized with respect to the isotropic result at fixed temperature  $\chi_{\text{iso}}(T)$ . The curves correspond from top to bottom to the angles  $\theta = 0, \pi/8, \pi/4, 3\pi/8, \pi/2$ . The four plots correspond to the cases  $a/T = 1.38$  (a), 4.41 (b), 12.2 (c), 86 (d).

#### 4.4 Total production rate

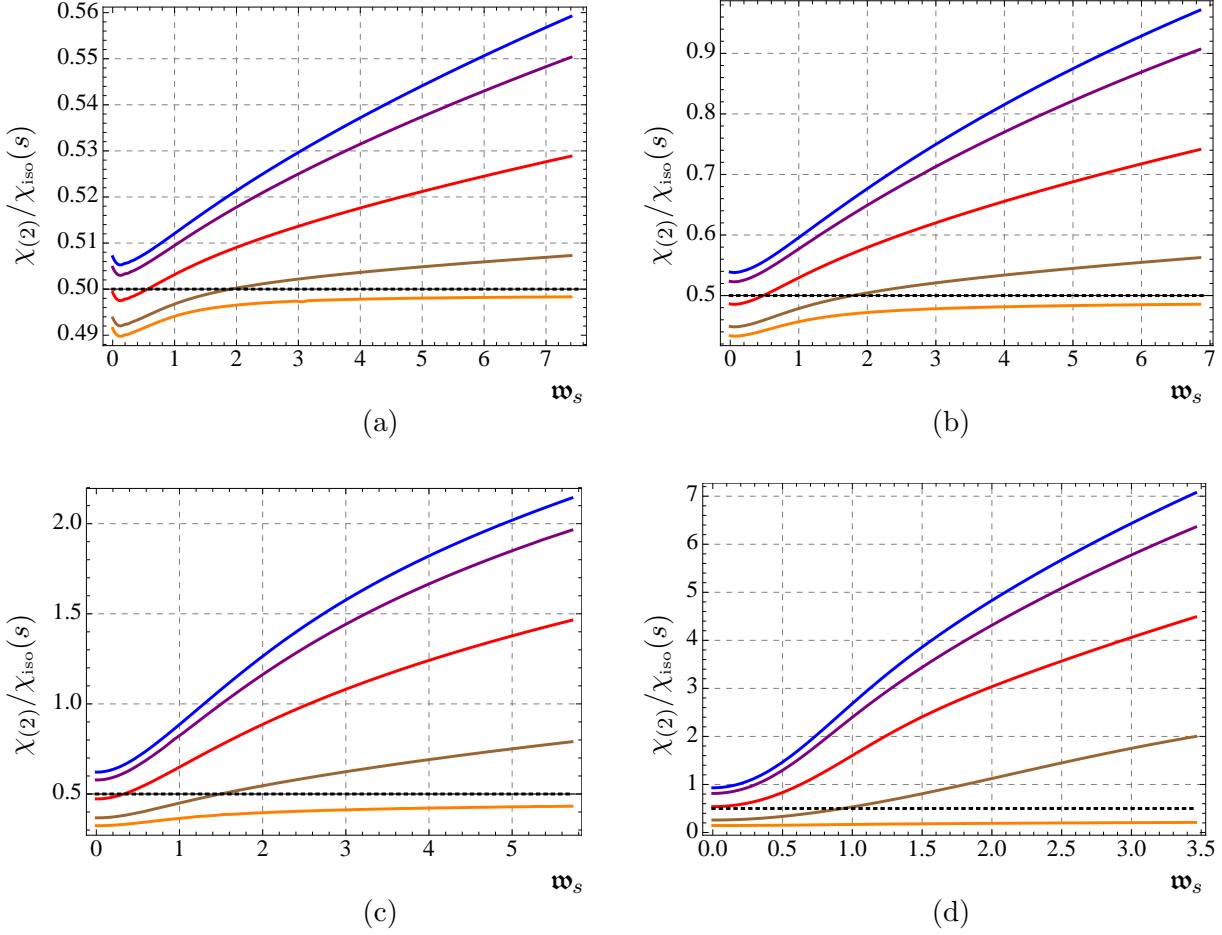
We have now all the ingredients to plot the total production rate (2.4). We convert this quantity to emission rate per unit photon energy in an infinitesimal angle around  $\theta$ . Using that the photon momentum is light-like we get

$$\frac{-1}{2\alpha_{\text{EM}}N_cN_fT^3} \frac{d\Gamma}{d(\cos\theta)dk^0} = \frac{\mathbf{w}}{2N_cN_fT^2} \frac{1}{e^{2\pi\mathbf{w}} - 1} (\chi_{(1)} + \chi_{(2)}) . \quad (4.41)$$

This quantity for different values of  $a/T$  and for different values of  $\theta$  is plotted in Fig. 13. The isotropic result at the same temperature is [17]

$$\frac{-1}{2\alpha_{\text{EM}}N_cN_fT^3} \frac{d\Gamma_{\text{iso}}}{d(\cos\theta)dk^0} = \frac{\mathbf{w}^2}{2\mathbf{w}(e^{2\pi\mathbf{w}} - 1) \left| {}_2F_1\left(1 - \frac{1+i}{2}\mathbf{w}_s, -\frac{1+i}{2}\mathbf{w}_s, 1 - i\mathbf{w}_s; \frac{1}{2}\right) \right|^2} , \quad (4.42)$$

and is plotted as a black dotted curve in the figures.

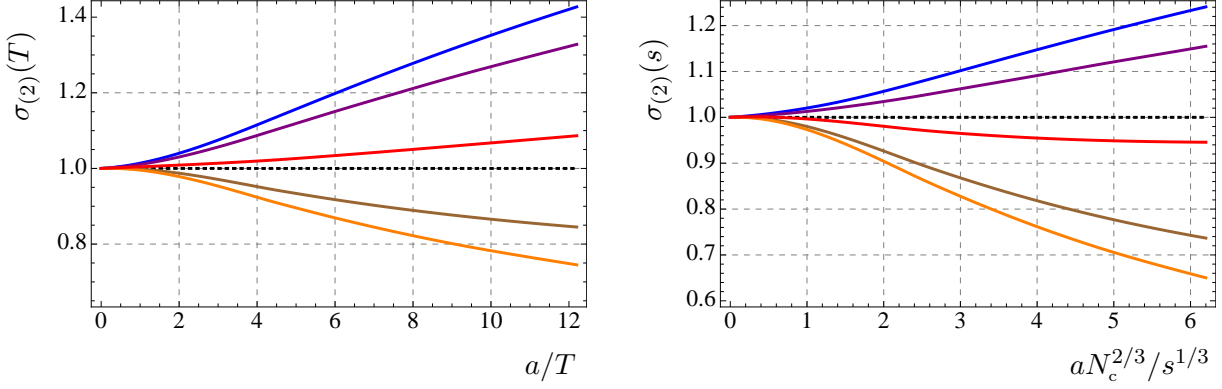


**Figure 10.** Plots of the spectral density  $\chi_{(2)}$  corresponding to the polarization  $\epsilon_{(2)}$  normalized with respect to the isotropic result at fixed entropy density  $\chi_{\text{iso}}(s)$ . The curves correspond from top to bottom to the angles  $\theta = 0, \pi/8, \pi/4, 3\pi/4, \pi/2$ . The four plots correspond to the cases  $aN_c^{2/3}/s^{1/3} = 0.80$  (a), 2.47 (b), 6.24 (c), 35.5 (d).

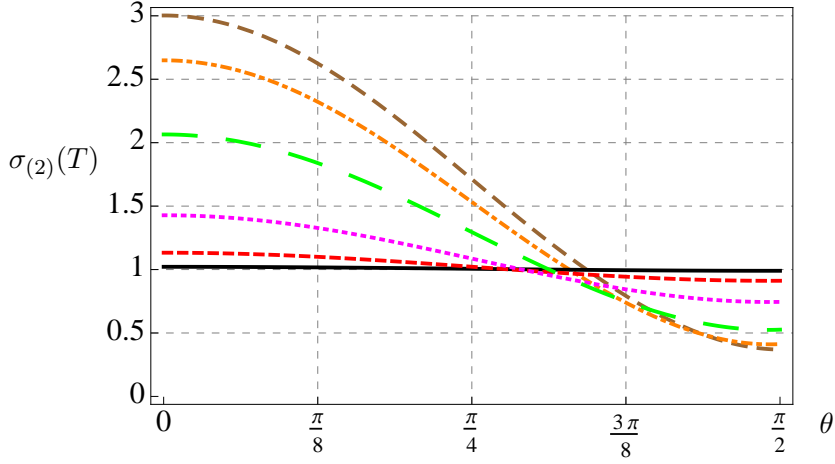
## 5 Discussion

In this paper we have computed the photon production rate and the electric conductivity of a  $\mathcal{N} = 4$  anisotropic plasma modeled holographically using the geometry of [24, 25]. The plasma is infinitely extended, in thermal equilibrium, strongly coupled, has a large number of colors  $N_c$  and a quenched number of flavors,  $N_f \ll N_c$ . It is rotationally invariant in the  $x$ - and  $y$ -directions, but not in the  $z$ -direction, which we have called the anisotropic direction. In a heavy ion collision experiment, the latter would correspond to the beam direction, whereas the  $xy$ -plane would correspond to the transverse plane. We have considered arbitrary orientations of the photon momentum with respect to the anisotropic direction, as well as arbitrary values of the anisotropy parameter.

The spectral densities are sensitive to the degree of anisotropy of the system and to the



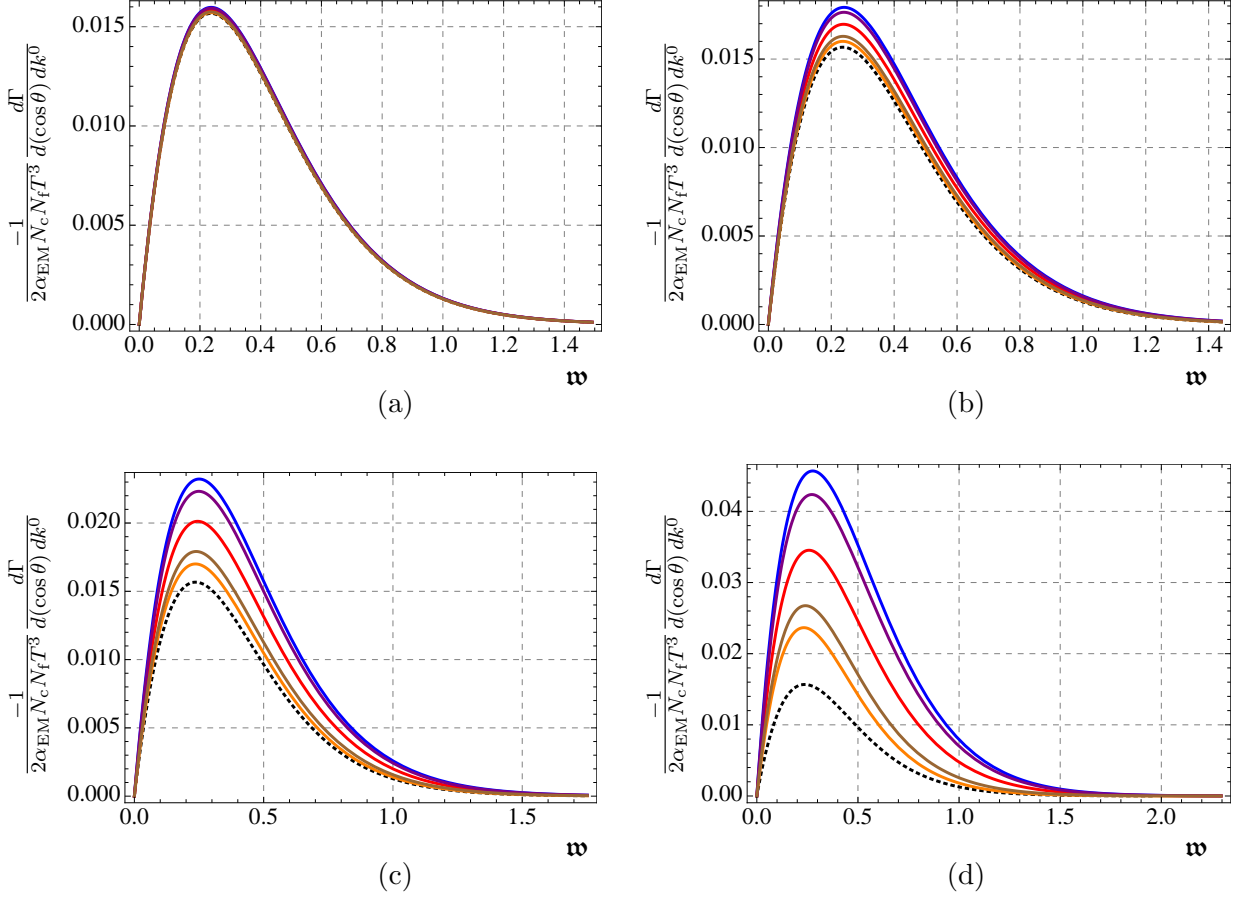
**Figure 11.** Plot of the conductivity  $\sigma_{(2)}$  corresponding to the polarization  $\epsilon_{(2)}$  as a function of  $a/T$  (left) and of  $aN_c^{2/3}/s^{1/3}$  (right). The curves correspond from top to bottom to  $\theta = 0, \pi/8, \pi/4, 3\pi/8, \pi/2$ .



**Figure 12.** Plot of the conductivity  $\sigma_{(2)}$  corresponding to the polarization  $\epsilon_{(2)}$  as a function of  $\theta$ . We plot the cases  $a/T = 1.38$  (black, solid curve),  $4.41$  (red, dashed curve),  $12.2$  (magenta, dotted curve),  $40$  (green, very coarsely dashed curve),  $86$  (orange, dot-dashed curve),  $120$  (brown, coarsely dashed curve).

angle between the anisotropic direction and the photon wave vector, with the sensitivity increasing with the photon energy. This increasing sensitivity has also been found in anisotropic plasmas at weak coupling, see e.g. [48]. The  $\mathbf{w} \rightarrow 0$  limit of the spectral densities (i.e. the DC conductivity) is independent of the angle  $\theta$  for photons with polarization  $\epsilon_{(1)}$  (along the transverse  $y$ -direction) and dependent on  $\theta$  for photons with polarization  $\epsilon_{(2)}$  (in the  $xz$ -plane), as expected on general grounds.

A generic feature emerging from our study is that the spectral densities (and consequently the total production rate) are higher for photons with longitudinal wave vectors,  $\theta = 0$ , than for the ones with transverse wave vectors,  $\theta = \pi/2$ . The enhancement along the longitudinal direction is perhaps not surprising, since that is the preferred direction in



**Figure 13.** Plots of the total production rate. The curves correspond from top to bottom to the angles  $\theta = 0, \pi/8, \pi/4, 3\pi/8, \pi/2$ . The four plots correspond to the cases  $a/T = 1.38$  (a), 4.41 (b), 12.2 (c), 86 (d). The temperatures in the four cases are, respectively,  $T = 0.32, 0.33, 0.36, 0.49$ . The isotropic result at the same temperature is the dotted black curve. In (a) the curves are virtually indistinguishable from the isotropic one.

the expansion of the plasma. This enhancement also takes place in the electric conductivity, which is larger (smaller) than the isotropic value along the perpendicular (transverse) direction, irrespectively of whether the comparison is made with an isotropic plasma at the same temperature or at the same entropy density. Note that the conductivity is in the direction of the electric field, which coincides with the direction of the polarization vector and not of the photon momentum.

The source of anisotropy in [24, 25] is a position-dependent theta-angle in the gauge theory, or, equivalently, a position-dependent axion in the gravity background. One might wonder how universal are the behaviors we have obtained, i.e. how they depend on the source of anisotropy used. We notice that the equations of motion for the gauge field on the branes' world-volume are solely determined by the metric and the dilaton. This implies that any other source of anisotropy that gives rise to a qualitatively similar metric and

dilaton and no  $B$ -field will produce qualitatively similar results for the photon production rate, irrespectively of the other background fields (in particular, irrespectively of whether or not there is a background axion turned on).

Photon production in the strongly coupled anisotropic plasma of [23] has been worked out in [22]. The geometry in those papers presents a naked singularity, which nonetheless allows for infalling boundary conditions and the definition of a retarded Green's function in the dual gauge theory. The small frequency behavior of the spectral densities found in [22] is totally different from the one found here, due perhaps to the absence of a *bona fide* horizon. In particular, they find that for any non-vanishing anisotropy, even if very small, the spectral densities go to zero faster than  $\omega$ , resulting in a vanishing DC conductivity. At large frequencies, on the other hand, their anisotropic results smoothly approach the isotropic limit when the anisotropic parameter is sent to zero, as in our case. They find that the photon production rate is enhanced (suppressed) with respect to the isotropic one in the forward direction and suppressed (enhanced) in the transverse direction if the anisotropy is prolate (oblate). This is to be contrasted with our results, where the rate is always enhanced with respect to the isotropic one, although it is generally larger in the forward direction than in the transverse one.

The geometry considered in the present paper is static and the corresponding plasma in thermal equilibrium. This fact renders a comparison with a real-world plasma problematic, at least for small  $\omega$ , which corresponds to large times. The plasma evolves in fact from an initial out-of-equilibrium state toward a final isotropic state and the static approximation necessarily breaks down. The inclusion of time evolution in the present context would require a time-dependent geometry and a distribution function more general than the Bose-Einstein one. Finding such solution might be somewhat simplified using the ideas of [49], but it is beyond the scope of the present paper.

It would be interesting to extend our analysis by including a non-vanishing mass for the quarks, thus bringing the model closer to QCD. A non-zero quark mass is achieved by considering embeddings of D7-branes that, unlike the case studied here, are not equatorial. The asymptotic distance between the D7-branes and the equatorial plane would determine the mass of the quarks in the dual gauge theory.<sup>7</sup> In the isotropic case the photon production rate showed a dependence on this mass [17], so it is clear that such a dependence should also be expected in the anisotropic case. In particular, as the mass becomes large compared with the temperature or anisotropy, it should be possible to identify the appearance of highly localized resonances in the spectral functions, indicating the reconstitution of the mesons that were melted in the plasma [17]. Understanding the role played by the anisotropy in this transition is certainly something worth exploring.

Finally, another possible extension would be the computation of the production rate

---

<sup>7</sup>In a strongly coupled plasma there are no quasi-particles and the mass mentioned here would in fact simply be a microscopic parameter on which the physics depends, but without the direct interpretation of mass of a quasi-particle.



of dileptons, which are also known to be a good probe of the properties of the emitting medium.

## Acknowledgements

It is a pleasure to thank David Mateos for collaboration at the initial stages of this project and helpful comments on the manuscript and Alejandro Ayala for discussions. We are supported by IN117012 (LP) and by CNPq and DE-FG02-95ER40896 (DT).

## References

- [1] J. Adams *et al.* [STAR Collaboration], “Experimental and theoretical challenges in the search for the quark gluon plasma: The STAR collaboration’s critical assessment of the evidence from RHIC collisions,” Nucl. Phys. A **757**, 102 (2005) [arXiv:nucl-ex/0501009].
- [2] K. Adcox *et al.* [PHENIX Collaboration], “Formation of dense partonic matter in relativistic nucleus nucleus collisions at RHIC: Experimental evaluation by the PHENIX collaboration,” Nucl. Phys. A **757**, 184 (2005) [arXiv:nucl-ex/0410003].
- [3] Proceedings of Quark Matter 2011: J. Phys. GG **38**, number 12 (December 2011).
- [4] F. Arleo, P. Aurenche, F. W. Bopp, I. Dadić, G. David, H. Delagrangé, D. G. d’Enterria and K. J. Eskola *et al.*, “Hard probes in heavy-ion collisions at the LHC: Photon physics in heavy ion collisions at the LHC,” hep-ph/0311131.
- [5] P. Stankus, “Direct photon production in relativistic heavy-ion collisions,” Ann. Rev. Nucl. Part. Sci. **55**, 517 (2005).
- [6] P. B. Arnold, G. D. Moore and L. G. Yaffe, “Photon emission from quark gluon plasma: Complete leading order results,” JHEP **0112**, 009 (2001) [hep-ph/0111107].
- [7] E. Shuryak, “Why does the quark gluon plasma at RHIC behave as a nearly ideal fluid?,” Prog. Part. Nucl. Phys. **53**, 273 (2004) [arXiv:hep-ph/0312227].
- [8] E. V. Shuryak, “What RHIC experiments and theory tell us about properties of quark-gluon plasma?,” Nucl. Phys. A **750**, 64 (2005) [arXiv:hep-ph/0405066].
- [9] J. M. Maldacena, “The Large N limit of superconformal field theories and supergravity,” Adv. Theor. Math. Phys. **2**, 231-252 (1998) [hep-th/9711200].
- [10] S. S. Gubser, I. R. Klebanov, A. M. Polyakov, “Gauge theory correlators from noncritical string theory,” Phys. Lett. **B428**, 105-114 (1998) [hep-th/9802109].
- [11] E. Witten, “Anti-de Sitter space and holography,” Adv. Theor. Math. Phys. **2**, 253-291 (1998) [hep-th/9802150].
- [12] J. Casalderrey-Solana, H. Liu, D. Mateos, K. Rajagopal, U. A. Wiedemann, “Gauge/String Duality, Hot QCD and Heavy Ion Collisions,” [arXiv:1101.0618 [hep-th]].
- [13] R. C. Myers and S. E. Vazquez, “Quark Soup al dente: Applied Superstring Theory,” Class. Quant. Grav. **25**, 114008 (2008) [arXiv:0804.2423 [hep-th]].
- [14] P. Kovtun, D. T. Son and A. O. Starinets, “Viscosity in strongly interacting quantum field theories from black hole physics,” Phys. Rev. Lett. **94**, 111601 (2005) [hep-th/0405231].

- [15] S. Caron-Huot, P. Kovtun, G. D. Moore, A. Starinets and L. G. Yaffe, “Photon and dilepton production in supersymmetric Yang-Mills plasma,” *JHEP* **0612**, 015 (2006) [hep-th/0607237].
- [16] A. Parnachev and D. A. Sahakyan, “Photoemission with Chemical Potential from QCD Gravity Dual,” *Nucl. Phys. B* **768**, 177 (2007) [hep-th/0610247].
- [17] D. Mateos and L. Patiño, “Bright branes for strongly coupled plasmas,” *JHEP* **0711**, 025 (2007) [arXiv:0709.2168 [hep-th]].
- [18] A. Nata Atmaja and K. Schalm, “Photon and Dilepton Production in Soft Wall AdS/QCD,” *JHEP* **1008**, 124 (2010) [arXiv:0802.1460 [hep-th]].
- [19] K. Jo and S. -J. Sin, “Photo-emission rate of sQGP at finite density,” *Phys. Rev. D* **83**, 026004 (2011) [arXiv:1005.0200 [hep-th]].
- [20] M. Martinez and M. Strickland, “Dissipative Dynamics of Highly Anisotropic Systems,” *Nucl. Phys. A* **848**, 183 (2010) [arXiv:1007.0889 [nucl-th]].
- [21] M. Martinez and M. Strickland, “Non-boost-invariant anisotropic dynamics,” *Nucl. Phys. A* **856**, 68 (2011) [arXiv:1011.3056 [nucl-th]].
- [22] A. Rebhan and D. Steineder, “Electromagnetic signatures of a strongly coupled anisotropic plasma,” *JHEP* **1108**, 153 (2011) [arXiv:1106.3539 [hep-th]].
- [23] R. A. Janik and P. Witaszczyk, “Towards the description of anisotropic plasma at strong coupling,” *JHEP* **0809**, 026 (2008) [arXiv:0806.2141 [hep-th]].
- [24] D. Mateos and D. Trancanelli, “The anisotropic  $N=4$  super Yang-Mills plasma and its instabilities,” *Phys. Rev. Lett.* **107**, 101601 (2011) [arXiv:1105.3472 [hep-th]].
- [25] D. Mateos and D. Trancanelli, “Thermodynamics and Instabilities of a Strongly Coupled Anisotropic Plasma,” *JHEP* **1107**, 054 (2011) [arXiv:1106.1637 [hep-th]].
- [26] T. Azeyanagi, W. Li and T. Takayanagi, “On String Theory Duals of Lifshitz-like Fixed Points,” *JHEP* **0906**, 084 (2009) [arXiv:0905.0688 [hep-th]].
- [27] M. Luzum and P. Romatschke, “Conformal Relativistic Viscous Hydrodynamics: Applications to RHIC results at  $s(NN)^{1/2} = 200$ -GeV,” *Phys. Rev. C* **78**, 034915 (2008) [Erratum-ibid. C **79**, 039903 (2009)] [arXiv:0804.4015 [nucl-th]].
- [28] A. Rebhan and D. Steineder, “Violation of the Holographic Viscosity Bound in a Strongly Coupled Anisotropic Plasma,” *Phys. Rev. Lett.* **108**, 021601 (2012) [arXiv:1110.6825 [hep-th]].
- [29] K. A. Mamo, “Holographic Wilsonian RG Flow of the Shear Viscosity to Entropy Ratio in Strongly Coupled Anisotropic Plasma,” *JHEP* **1210**, 070 (2012) [arXiv:1205.1797 [hep-th]].
- [30] M. Chernicoff, D. Fernandez, D. Mateos and D. Trancanelli, “Drag force in a strongly coupled anisotropic plasma,” *JHEP* **1208**, 100 (2012) [arXiv:1202.3696 [hep-th]].
- [31] D. Giataganas, “Probing strongly coupled anisotropic plasma,” *JHEP* **1207**, 031 (2012) [arXiv:1202.4436 [hep-th]].
- [32] K. B. Fadafan and H. Soltanpanahi, “Energy loss in a strongly coupled anisotropic plasma,” *JHEP* **1210**, 085 (2012) [arXiv:1206.2271 [hep-th]].
- [33] B. Muller and D. -L. Yan, “Light Probes in a Strongly Coupled Anisotropic Plasma,” arXiv:1210.2095 [hep-th].

- [34] A. Rebhan and D. Steineder, “Probing Two Holographic Models of Strongly Coupled Anisotropic Plasma,” *JHEP* **1208**, 020 (2012) [arXiv:1205.4684 [hep-th]].
- [35] M. Chernicoff, D. Fernandez, D. Mateos and D. Trancanelli, “Jet quenching in a strongly coupled anisotropic plasma,” *JHEP* **1208**, 041 (2012) [arXiv:1203.0561 [hep-th]].
- [36] M. Chernicoff, D. Fernandez, D. Mateos and D. Trancanelli, “Quarkonium dissociation by anisotropy,” arXiv:1208.2672 [hep-th].
- [37] A. Gynther, A. Rebhan and D. Steineder, “Thermodynamics and phase diagram of anisotropic Chern-Simons deformed gauge theories,” *JHEP* **1210**, 012 (2012) [arXiv:1207.6283 [hep-th]].
- [38] M. Le Bellac, “Thermal Field Theory,” Cambridge University Press (1996).
- [39] S. S. Gubser, I. R. Klebanov and A. W. Peet, “Entropy and temperature of black 3-branes,” *Phys. Rev. D* **54**, 3915 (1996) [hep-th/9602135].
- [40] D. Mateos, R. C. Myers and R. M. Thomson, “Thermodynamics of the brane,” *JHEP* **0705**, 067 (2007) [hep-th/0701132].
- [41] A. Karch and L. Randall, “Open and closed string interpretation of SUSY CFT’s on branes with boundaries,” *JHEP* **0106**, 063 (2001) [hep-th/0105132].
- [42] A. Karch and E. Katz, “Adding flavor to AdS / CFT,” *JHEP* **0206**, 043 (2002) [hep-th/0205236].
- [43] D. T. Son and A. O. Starinets, “Minkowski space correlators in AdS/CFT correspondence: Recipe and applications,” *JHEP* **0209**, 042 (2002) [hep-th/0205051].
- [44] G. Policastro, D. T. Son and A. O. Starinets, “From AdS/CFT correspondence to hydrodynamics,” *JHEP* **0209**, 043 (2002) [arXiv:hep-th/0205052].
- [45] G. Policastro, D. T. Son and A. O. Starinets, “From AdS/CFT correspondence to hydrodynamics. 2. Sound waves,” *JHEP* **0212**, 054 (2002) [hep-th/0210220].
- [46] P. K. Kovtun and A. O. Starinets, “Quasinormal modes and holography,” *Phys. Rev. D* **72**, 086009 (2005) [hep-th/0506184].
- [47] M. Kaminski, K. Landsteiner, J. Mas, J. P. Shock and J. Tarrio, “Holographic Operator Mixing and Quasinormal Modes on the Brane,” *JHEP* **1002**, 021 (2010) [arXiv:0911.3610 [hep-th]].
- [48] B. Schenke and M. Strickland, “Photon production from an anisotropic quark-gluon plasma,” *Phys. Rev. D* **76**, 025023 (2007) [hep-ph/0611332].
- [49] M. P. Heller, D. Mateos, W. van der Schee and D. Trancanelli, “Strong Coupling Isotropization of Non-Abelian Plasmas Simplified,” *Phys. Rev. Lett.* **108**, 191601 (2012) [arXiv:1202.0981 [hep-th]].