

Pionic Freeze-out Hypersurfaces in Relativistic Nucleus-Nucleus Collisions

D. Anchishkin¹, V. Vovchenko², L.P. Csernai³

¹*Bogolyubov Institute for Theoretical Physics, 03680 Kiev, Ukraine*

²*Taras Shevchenko Kiev National University, 03022 Kiev, Ukraine*

³*Institute for Physics and Technology, University of Bergen, 5007 Bergen, Norway*

February 12, 2018

Abstract

The space-time structure of the multipion system created in central relativistic heavy-ion collisions is investigated. Using the microscopic transport model UrQMD we determine the freeze-out hypersurface from equation on pion density $n(t, \mathbf{r}) = n_c$. It turns out that for proper value of the critical energy density ϵ_c equation $\epsilon(t, \mathbf{r}) = \epsilon_c$ gives the same freeze-out hypersurface. It is shown that for big enough collision energies $E_{\text{kin}} \geq 40A \text{ GeV}/c$ ($\sqrt{s} \geq 8A \text{ GeV}/c$) the multipion system at a time moment τ ceases to be one connected unit but splits up into two separate spatial parts (drops), which move in opposite directions from one another with velocities which approach the speed of light with increase of collision energy. This time τ is approximately invariant of the collision energy, and the corresponding $\tau=\text{const.}$ hypersurface can serve as a benchmark for the freeze-out time or the transition time from the hydrostage in hybrid models. The properties of this hypersurface are discussed.

1 Introduction

High energy heavy ion collisions at AGS, SPS, RHIC and LHC energies are well described by fluid dynamical models, and a substantial part of the initial beam energy is converted into collective flow. This collective flow is one of the most important observable phenomena arising from the strongly interacting, high energy density quark-gluon plasma (QGP).

On the other hand the initial state, before local thermal and chemical equilibrium is reached must be described by other means. In the subsequent fluid dynamical (FD) stage in local equilibrium we can take advantage of an equation of state (EoS). At the final stage when the system becomes dilute and local thermal and chemical equilibrium cannot be maintained we have to use another freeze out (FO) model. Most frequently the transition from the FD to the FO stage is assumed to happen at a 3-dimensional space-time hypersurface where one generates the final out of equilibrium state by using the Cooper-Frye formalism [1]. When applying this formalism one should also take care for energy, momentum and baryon charge conservation, as summarized recently in ref. [2]. This is also necessary if instead of immediately applying a post FO distribution we supplement the FD description with a non-equilibrium model, in a multimodule or hybrid model approach, e.g. [3]. Due to the explosive dynamics of the system

the FO hyper-surface has parts both with space-like and with time-like normal vectors, which requires a careful handling of the FO process.

In the present work we analyze the FO hyper-surface using the ultrarelativistic quantum molecular dynamics (UrQMD) model [3, 4], in the energy range of AGS, SPS, and RHIC for central heavy ion collisions and the structure of these hypersurfaces under different FO conditions. We assume in this work that the FO takes place in the hadronic phase and every hadronic species has its own FO hypersurface. Because pions represent the majority of the secondary particles we study first of all the FO hypersurface for the final pion gas.

2 Calculation algorithm

The invariant scalar π^- density is defined as [5]

$$n(x) = N^\mu(x) u_\mu(x). \quad (1)$$

Here N^μ is the particle four-flow

$$N^\mu(x) = \int \frac{d^3p}{p^0} p^\mu f(x, p) = (n_{\text{lab}}, n_{\text{lab}} \mathbf{v}_E), \quad (2)$$

where $p^0 = \sqrt{m_\pi^2 + \mathbf{p}^2}$, n_{lab} is the density of negative pions in the laboratory frame at point x and \mathbf{v}_E is their average three-velocity. The quantity $u^\mu(x)$ is the collective four-velocity of negative pions. It can be written as $u^\mu = (\gamma, \gamma \mathbf{v})$, where $\gamma(x) = 1/\sqrt{1 - \mathbf{v}^2}$. The velocity \mathbf{v} is tied to Local Rest frame definition. In Local Rest frame u^μ has only temporal component: $u_{LR}^\mu = (1, \mathbf{0})$. According to Eckart definition u^μ is tied to the particle (pion) flow

$$u^\mu(x) = \frac{N^\mu}{(N^\nu N_\nu)^{\frac{1}{2}}} = (\gamma_E, \gamma_E \mathbf{v}_E). \quad (3)$$

Using eq. (1) we can write the invariant π^- density according to Eckart definition as

$$n_E(x) = \frac{n_{\text{lab}}(x)}{\gamma_E(x)}. \quad (4)$$

The invariant energy density $\epsilon(x)$ is defined as

$$\epsilon(x) = u_\mu(x) T^{\mu\nu}(x) u_\nu(x), \quad (5)$$

where $T^{\mu\nu}$ is energy-momentum tensor

$$T^{\mu\nu}(x) = \int \frac{d^3p}{p^0} p^\mu p^\nu f(x, p). \quad (6)$$

To calculate quantities $n(x)$ and $\epsilon(x)$ we use the transport model UrQMD v2.3 [3, 4]. In order to perform calculations we take a four-volume box with sides $L_i = 20$ fm, $i = t, x, y, z$, and divide it into cells with the side length of 1 fm. For each cell the π^- density, $n_{\text{lab}}(x)$, and the average velocity, $\mathbf{v}_E(x)$ of pions in that cell are calculated as a result of averaging over 1000 collision events. Then the particle four-flow $N^\mu(x)$ for this cell is calculated by using relation (2), which allows us to determine the Eckart four-velocity $u^\mu(x)$, see eq. (3). Relation (1) then allows to determine the π^- invariant density for each cell.

In order to determine the invariant energy density in a cell, the energy-momentum tensor, $T^{\mu\nu}(x)$, is calculated in UrQMD by averaging data over 1000 events according to eq. (6) for each cell. The invariant pion energy density is then determined by eq. (5).

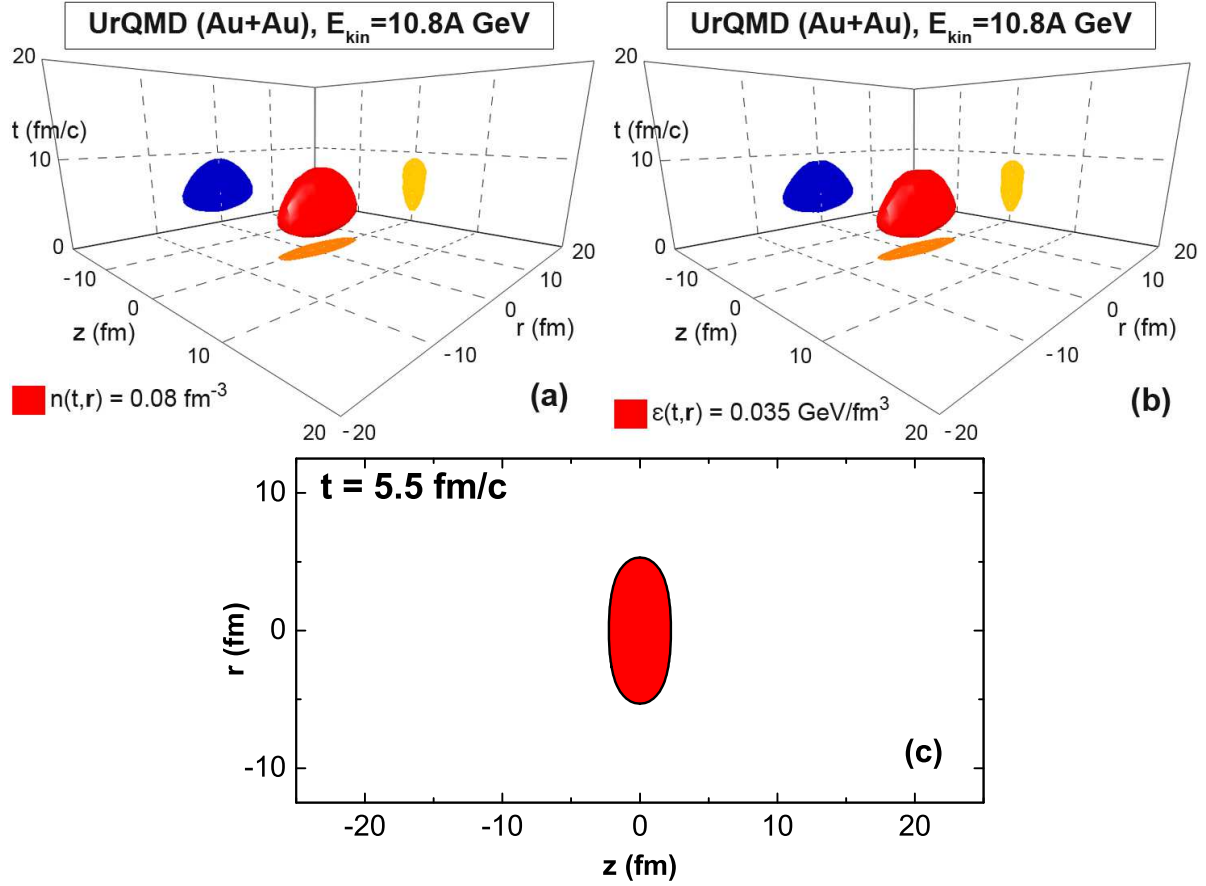


Figure 1: (Color online) (a) Three-dimensional hypersurface of constant invariant particle density of negative pions for AGS conditions ($E_{\text{kin}} = 10.8A$ GeV). (b) The hypersurface at constant invariant energy density. (c) The same hypersurface in z - r coordinates at 5.5 fm/c.

3 Results and discussion

In order to determine the space-time characteristics of the fireball and FO process it is useful to analyze the hypersurfaces of constant invariant π^- particle and energy densities. Because of the symmetry of central collisions the particle and energy densities do not depend on azimuthal angle φ in the x - y plane when transforming to cylindrical coordinates, that is $n(t, x, y, z) = n(t, r, z)$ and $\epsilon(t, x, y, z) = \epsilon(t, r, z)$. In this case it is possible to visualize the constant density hypersurfaces in coordinates (t, r, z) , where $r = \pm\sqrt{x^2 + y^2}$.

Calculation results for $n(x) = n_c = 0.08 \text{ /fm}^3$ and $\epsilon(x) = \epsilon_c = 0.035 \text{ GeV/fm}^3$ are depicted in Figs. 1-5 for central collisions with energies ranging from AGS to RHIC. It might be mentioned that the UrQMDv2.3 model is not known to yield accurate results at RHIC energies where extremely hot and dense nuclear matter is created in the early stage of collision. However, it is still useful to analyze the FO hypersurface within this model and to obtain at least qualitative space-time features of the FO process and to compare them with corresponding features at lower energies.

It can be seen that the hypersurfaces, corresponding to constant particle and energy density virtually coincide. In fact, the value of $\epsilon_c = 0.035 \text{ GeV/fm}^3$ was specially chosen to show (to prove) that both FO hypersurfaces coincide with one another when they are determined by means of equations $n(x) = n_c$ and $\epsilon(x) = \epsilon_c$ provided by specific correspondence of n_c to ϵ_c (see

Figs. 1-5). In case of a higher RHIC energy ($\sqrt{s_{AA}} = 130A$ GeV) the corresponding value of ϵ_c is higher and is equal to 0.043 GeV/fm^3 (see Fig. 6).

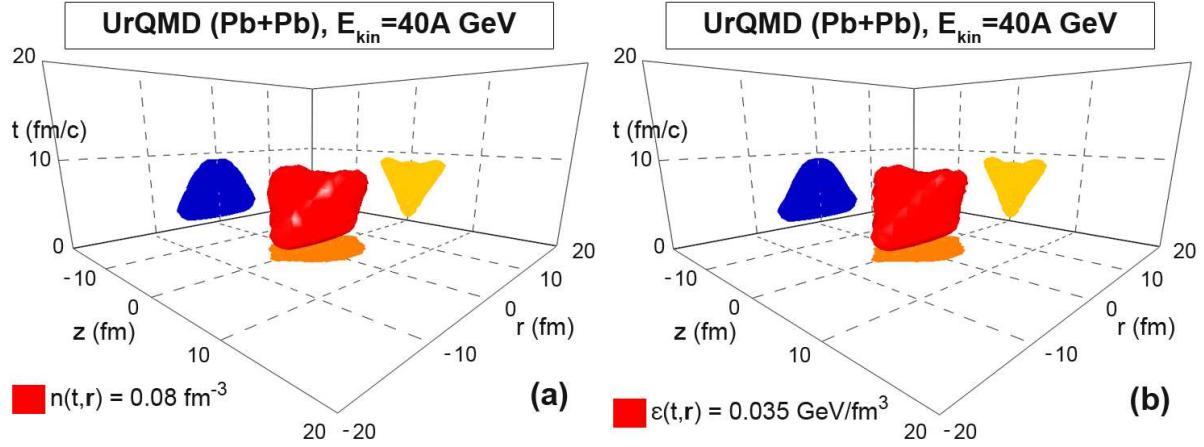


Figure 2: (Color online) Same as Fig. 1 but for SPS conditions ($E_{\text{kin}} = 40A$ GeV).

Regarding these hypersurfaces as sharp FO hypersurfaces we can determine temperature T_f at FO by using relation

$$\frac{\epsilon_c}{n_c} = 3T_f + m_\pi \frac{K_1(m_\pi/T_f)}{K_2(m_\pi/T_f)}, \quad (7)$$

assuming that at the FO hypersurface we are still having an ideal, dilute pion gas described with the Boltzmann single-particle distribution, $f_B(\mathbf{p}) \propto \exp(-\sqrt{m_\pi^2 + \mathbf{p}^2}/T_f)$, in the rest frame of the element of FO hypersurface. Here K_1 and K_2 are the modified Bessel functions of the second kind.

Solving the above equation yields $T_f = 128$ MeV for AGS, SPS and lower RHIC energies. For higher RHIC energy of $\sqrt{s_{AA}} = 130A$ GeV the temperature rises to 164 MeV. As in our calculation we assume the validity of the UrQMD dynamics both before and after FO, we have only one FO temperature T_f . If we would replace the pre-FO stage by fluid dynamics then the pre-FO temperature may be different, while the conserved currents across the front must be conserved.

It is worth mentioning that the same value of temperature, calculated by the above formula, also appears in other space-time regions. That is, there are several hypersurfaces corresponding to the same value of temperature so it is only possible to define temperature at FO, but it is not possible to define a single, unique, connected FO hypersurface of constant temperature. Especially at higher energies, the constant temperature hypersurface fragments to unconnected pieces.

We can define the lifetime τ of the pion system (pion fireball) confined by the FO hypersurface as a maximum time moment of the projection of FO hypersurface on $t - z$ plane. It is seen that at AGS energies (see Fig. 1 and Table 1) the fireball has a lifetime of about $\tau = 9$ fm/c, and maximum transverse and longitudinal radii of 6 and 2 fm respectively. The exact values of these parameters would change for different choice of n_c but it can be seen that for this energies the longitudinal expansion of pion fireball is rather small. One qualitative feature of pion fireball at AGS energies is that it always stays spatially as a single freezing out object during the whole time evolution.

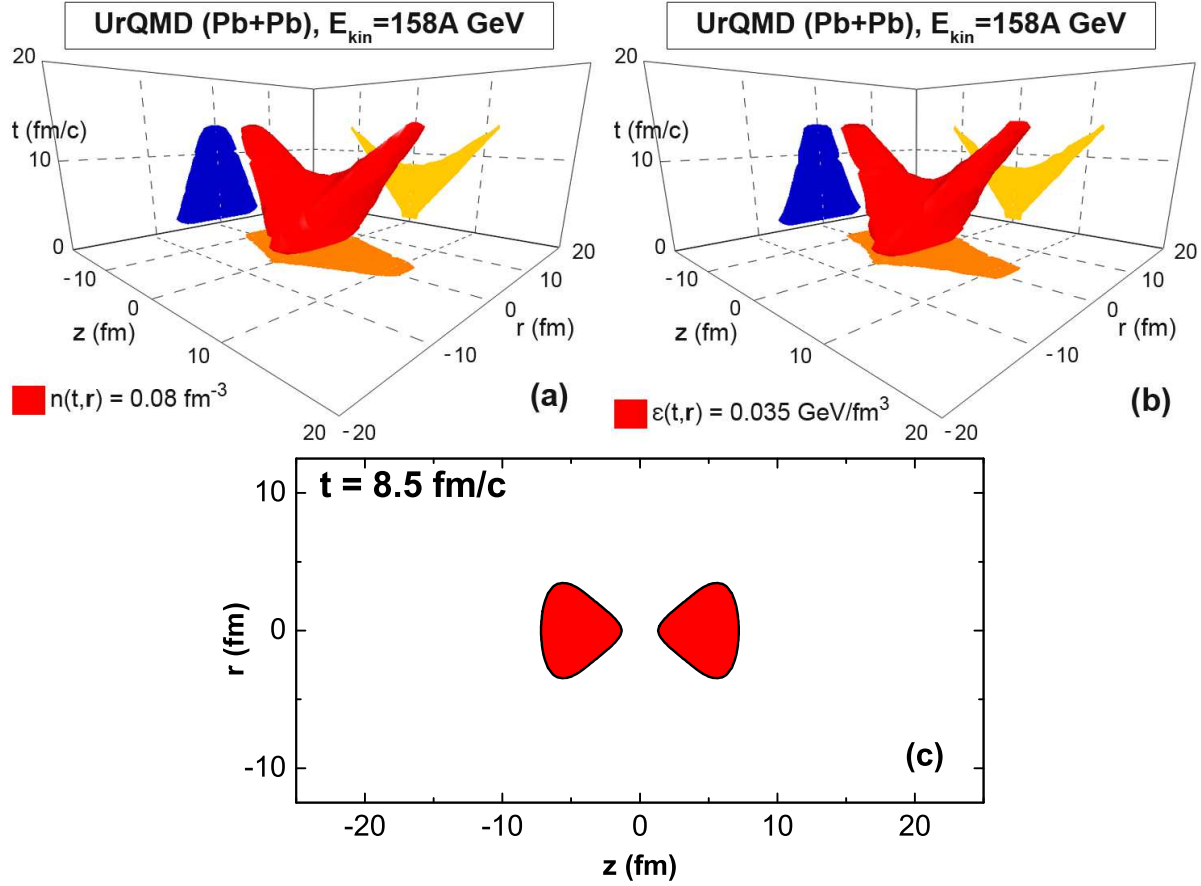


Figure 3: (Color online) Same as Fig. 1 but for SPS conditions ($E_{\text{kin}} = 158A$ GeV).

The situation changes at SPS energies (see Figs. 2 and Table 1). It is seen that after some time $t_d \approx 9 \text{ fm/c}$ the pion fireball spatially breaks up into two parts (see the projection of FO hypersurface onto $t - z$ plane). That is, t_d is actually a fireball division time.

Hence, at the time $t = t_d$ the fireball is separating into two pieces (drops), which lifetimes are counting starting from this moment. By considering the fireball just as a whole, connected body in the 4-dimensional space-time (i.e. a single piece of nuclear matter) we can generalize the definition of the fireball lifetime τ . So, we define the lifetime of the fireball as that time span when fireball exists just as one single piece of excited nuclear matter, i.e. $\tau \equiv t_d$. After division of the fireball there are two drops of matter which move in opposite directions from one another with velocities approaching the speed of light with increase of collision energy (see Figs. 2–6, especially upper and lower panels of Fig. 3).

With the increase of energy the longitudinal radius increases while the fireball division time t_d stays about the same. Since the velocity of pions cannot exceed the speed of light and the fireball formation time is very small compared to the fireball lifetime, the longitudinal radius is bounded from above by τ . It reaches its maximum value at SPS energies of about 7 fm, which is consistent with HBT interferometry measurements [6].

At higher energies available at RHIC (Figs. 4 and Table 1) the picture is similar to SPS energies: the fireball expands as a whole until about $t_d \simeq 8.25 - 10 \text{ fm/c}$ and then breaks up into two parts. The values of R_{\parallel} are consistent with HBT radii [7, 8].

What indicates that the fireball division times, t_d , and thus the fireball lifetimes, τ , change very weakly with collision energy (see Table 1), they vary in the range $\tau \simeq 8.25 - 10.0 \text{ fm/c}$.

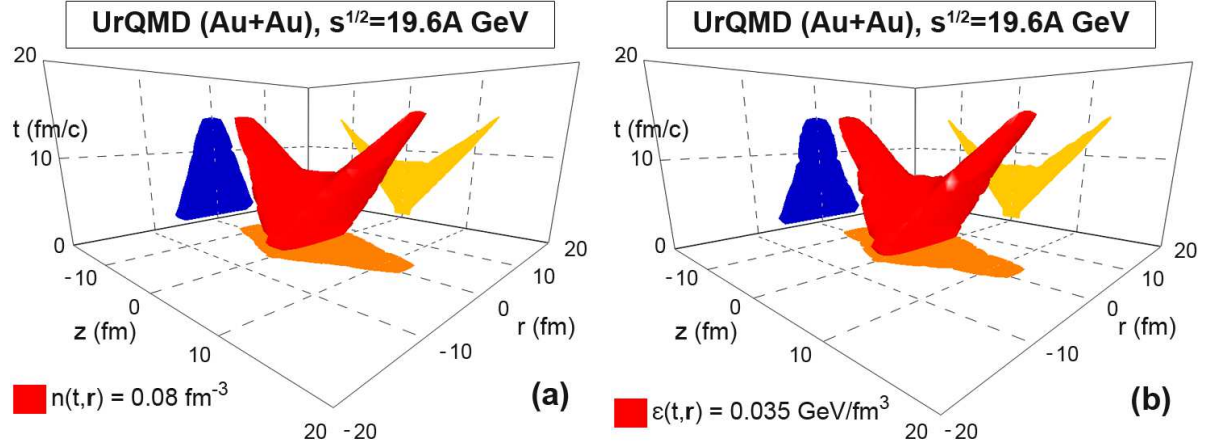


Figure 4: (Color online) Same as Fig. 1 but for RHIC conditions ($\sqrt{s_{AA}} = 19.6A$ GeV).

Table 1: **Space-time evolution parameters.**

E_{kin} (A GeV)	$\sqrt{s_{AA}}$ (A GeV)	$A + A$	τ (fm/c)	R_{\perp} (fm)	R_{\parallel} (fm)
10.8	4.88	$Au + Au$	9	6	2
20.0	6.41	$Pb + Pb$	9	6	3
40.0	8.86		8.75	6.5	5
80.0	12.39		8.75	6.5	7
158.0	17.32		8.5	6.5	7.5
202.9	19.6	$Au + Au$	8.25	6.5	7.5
2047.0	62.0		8.75	6.5	8.75
9007.0	130.0		10	6.5	10

Table 2: **Fireball lifetime for different values of n_c**

E_{kin} (A GeV)	$\sqrt{s_{AA}}$ (A GeV)	$A + A$	Fireball lifetime (fm/c)		
			$n_c = 0.04 \text{ fm}^{-3}$	$n_c = 0.08 \text{ fm}^{-3}$	$n_c = 0.12 \text{ fm}^{-3}$
10.8	4.88	$Au + Au$	12	9	7
20.0	6.41	$Pb + Pb$	12	9	7
40.0	8.86		12	8.75	7
80.0	12.39		12.75	8.75	6.5
158.0	17.32		13.5	8.5	6.25
202.9	19.6	$Au + Au$	13	8.25	6.25
2047.0	62.0		13	8.75	6.75
9007.0	130.0		14	10	7.5

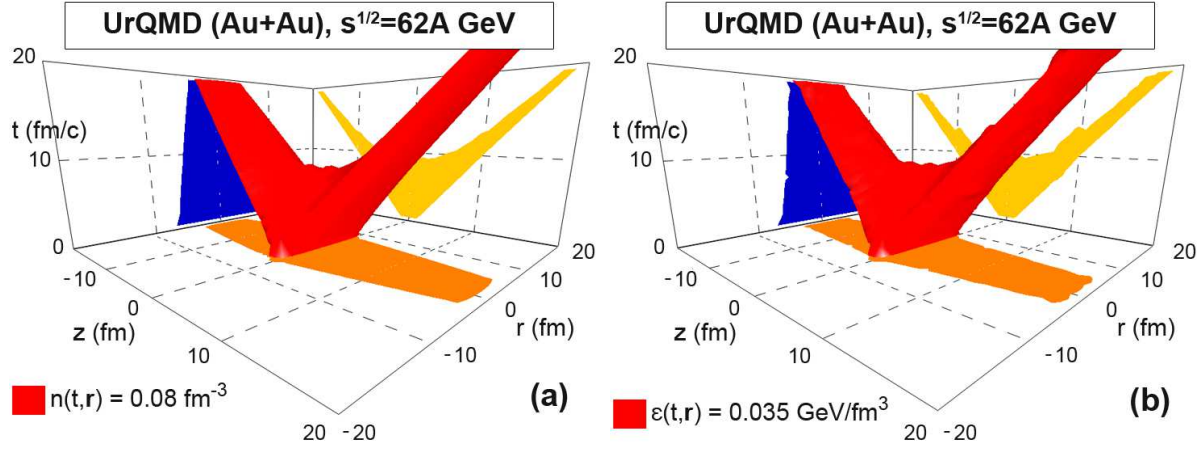


Figure 5: (Color online) Same as Fig. 4 but for $\sqrt{s_{AA}} = 62A$ GeV.

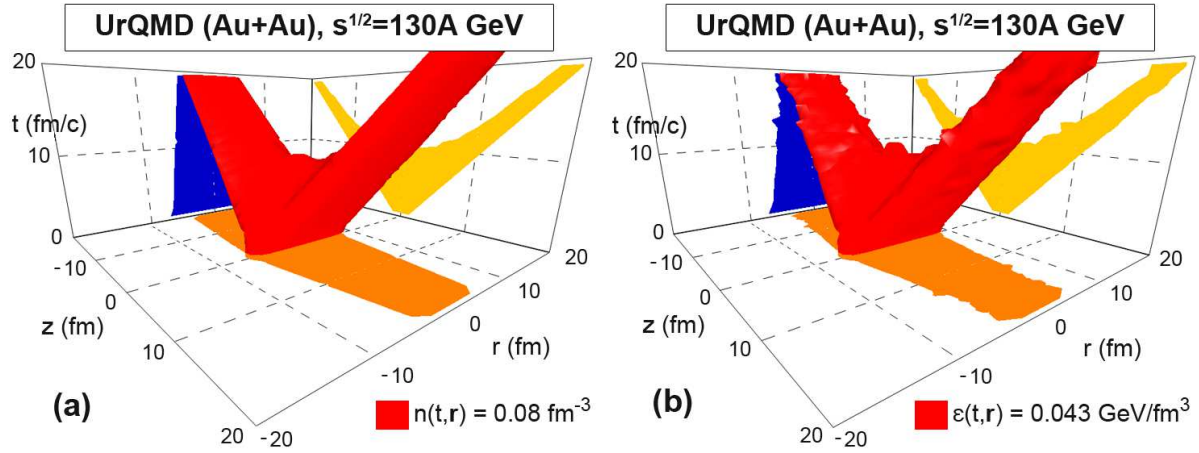


Figure 6: (Color online) Same as Fig. 4 but for $\sqrt{s_{AA}} = 130A$ GeV.

The fireball space-time structure depends on the chosen value of n_c (and/or, respectively on the value of ϵ_c). The value of $n_c = 0.08 \text{ fm}^{-3}$ was chosen so that maximum fireball size at SPS and RHIC energies corresponds to known interferometry data $R \sim 6 - 8 \text{ fm}$. It can be argued what is the exact value of n_c that corresponds to the sharp kinetic (or chemical) FO hypersurface; so, it is useful to investigate the structure of the fireball at different values of n_c .

One feature of the fireball structure for $n_c = 0.08 \text{ fm}^{-3}$ is that the fireball lifetime, τ depends weakly on collision energy (see Table 1). The values of τ for different values of n_c and for different collisions energies are presented in Table 2. It is seen that τ depends on the n_c value (with the increase of n_c the value of τ decreases), but for each n_c it depends very weakly on collision energy: for $n_c = 0.04 \text{ fm}^{-3}$ it is in the range $\tau \simeq 12 - 14 \text{ fm}/c$ and for $n_c = 0.12 \text{ fm}^{-3}$ lifetime is in the range $\tau \simeq 6.25 - 7.5 \text{ fm}/c$. Thus, it can be stated that *the fireball lifetime is approximately invariant of the collision energy*.

The hypersurfaces of constant π^- particle and energy density can be compared to hadron reaction zones. Reaction zone is defined as the space-time region where a certain fraction of reactions of certain type took place (see Ref. [9]). The reaction zone, which contains 99% of all inelastic hadronic reactions (see. Fig. 7) is related to π^- FO process (since inelastic reactions mostly involve pions) and includes the hypersurfaces of constant π^- particle and energy densities (which can be regarded as sharp FO hypersurfaces). This particular reaction zone is called hot fireball (see Ref. [9]). It is also seen that the reaction zone boundary (see

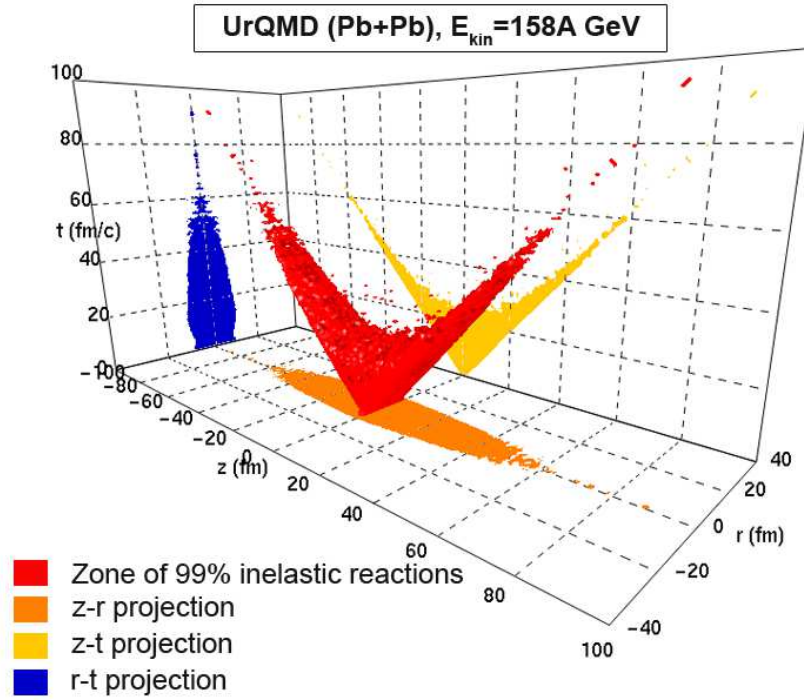


Figure 7: (Color online) The three-dimensional reaction zone, which determines the space-time region where 99% of all inelastic hadronic reactions for SPS conditions ($E_{\text{kin}} = 158A$ GeV) take place.

Table 3: **Division times of the reaction zone (different fractions of the contained inelastic reactions)**

E_{kin} (A GeV)	$\sqrt{s_{AA}}$ (A GeV)	$A + A$	t_d (99%) (fm/c)	t_d (80%) (fm/c)
10.8	4.88	$Au + Au$	17.5	8.5
20.0	6.41	$Pb + Pb$	17	7.5
40.0	8.86		17.5	7
80.0	12.39		18	7
158.0	17.32		19.5	7

Fig. 7) is similar to the hypersurfaces of constant particle density: at SPS and RHIC energies the fireball expands as a whole for some time, t , and then spatially breaks up into two parts, extending from each other in the $\pm z$ -directions.

Similarly to the case of constant particle and energy density hypersurfaces, the reaction zone division time depends weakly on collision energy (see Table 3). It is seen from Table 3 that the values of reaction zone division time depend on the fraction of total inelastic hadronic reactions which are contained in that reaction zone, for instance 80% or 99% of all inelastic reactions. It is similar to the dependence of fireball lifetime on the value of n_c (see Table 2). Hot fireball (reaction zone containing 99% of inelastic hadronic reactions) division times are higher than corresponding values of lifetimes (division times) in Table 2 regarding constant π^- density hypersurfaces, therefore it corresponds to a rather low n_c for negative pions. A different (lower) choice of percentage of inelastic reactions contained in reaction zone, for instance 80%, would correspond better to the constant π^- density hypersurfaces and their division times studied in

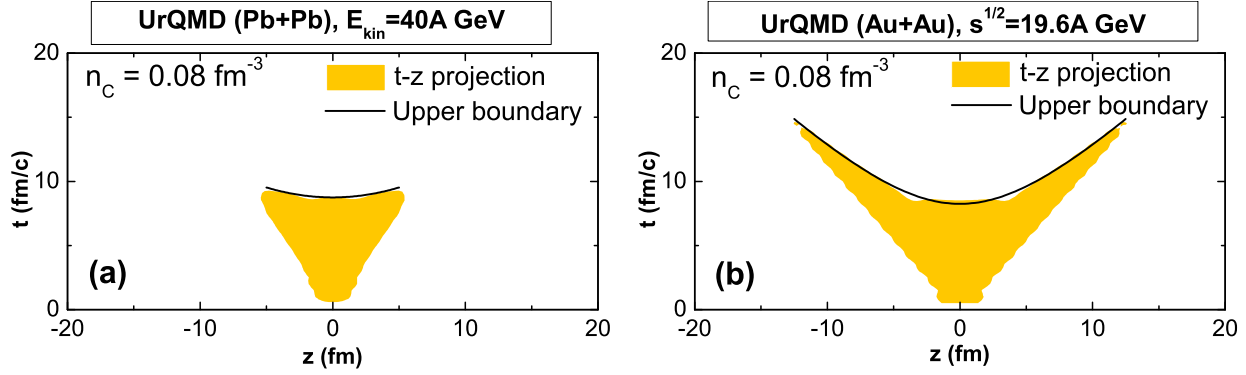


Figure 8: (Color online) The $[t, z]$ projection of the constant π^- density hypersurface for (a) SPS ($E_{\text{kin}} = 40A$ GeV) and (b) RHIC ($\sqrt{s_{AA}} = 19.6A$ GeV) conditions. The solid black line indicates space-like FO hypersurface boundary approximation according to eq. (8).

this work (see Table 3, division times for reaction zone containing 80% of inelastic reactions). From this we can conclude that the pion FO hypersurface, which is determined in accordance with the critical density $n_c = 0.08 \text{ fm}^{-3}$, contains the space-time volume where approximately 80% of all inelastic hadronic reactions take place.

Returning back to the pion FO hypersurface we reveal yet another feature: the space-like part (time-like normal) of the $[t, z]$ -section of the FO hypersurface at SPS and RHIC energies can be approximated with a $\tau_{\text{FO}} = \text{const}$ hyperbola originating from possibly different time, t_{FO}^0 , than the initial time $t = 0$, of the collision (see the upper boundary curve in Fig. 8). The equation for this hyperbola has the following form

$$t_{\text{FO}}(z) = t_{\text{FO}}^0 + \sqrt{\tau_{\text{FO}}^2 + z^2}. \quad (8)$$

The fireball lifetime, τ (which is actually a fireball division time t_d) is the minimum time on the space-like FO hypersurface, i.e., $\tau = t_{\text{FO}}(z)|_{z=0}$. Therefore, if hypersurface approximation works well for central region, then the fireball lifetime, τ , is related to hypersurface parameters as

$$\tau = \tau_{\text{FO}} + t_{\text{FO}}^0.$$

The $[t, z]$ projections of constant π^- density FO hypersurface for $n_c = 0.08 \text{ fm}^{-3}$ for SPS and RHIC energies are depicted in Fig. 8. The hypersurface boundary approximation Eq. 8 is depicted by solid black line. The values of parameters τ_{FO} and t_{FO}^0 for different energies are presented in Table 4. It is seen that the space-like boundary (time-like normal) is well approximated by hyperbola of constant proper time. Meanwhile, it turns out that the hyperbolas

Table 4: **Freeze-out hypersurface approximation parameters**

E_{kin} (A GeV)	$\sqrt{s_{AA}}$ (A GeV)	$A + A$	t_{FO}^0 (fm/c)	τ_{FO} (fm/c)
40.0	8.86	<i>Pb + Pb</i>	-7	15.75
80.0	12.39		-3	11.75
158.0	17.32		-0.75	9.25
202.9	19.6	<i>Au + Au</i>	-0.25	8.5
2047.0	62.0		-0.05	8.8
9007.0	130.0		0	9.25

originate from an earlier times $t_{\text{FO}}^0 < 0$, than the initial time, $t = 0$, of the collision. At RHIC energies the originating time t_{FO}^0 approaches zero as the energy rises (see Table 4) which should be also the case for LHC energies.

4 Conclusions

The present studies based in the UrQMD calculations are able to give a reliable estimate of the final hadronic FO hypersurface in space-time. This is a very useful information for all global estimates and of the space-time development of the reaction. Furthermore it gives a good guidance for the selection of the FO hypersurface for multi-module or hybrid models, most importantly the $[t, z]$ -section of the hypersurface. The radial section of the hypersurface is relatively simple to model or parametrize as shown in all figures presenting central collisions. We have to mention, however, that in peripheral collisions, where important flow phenomena are observed (e.g. the 3rd flow component or antiflow [10]) the FO hypersurface becomes more involved in the transverse directions also. Up to now the most frequently used direct FO descriptions have simplified the FO hypersurface to $t = \text{const.}$ or $\tau = \text{const.}$ hypersurfaces. These studies indicate that the FO hypersurface is more complex, and may require a more detailed work of finding such a surface as described in references [2, 11]. We can also see that at high energies the time-like parts (space-like normals) of the FO hypersurface are almost parallel to the light cone, therefore the amount of particles freezing out through this part of the FO hypersurface is negligible compared to those crossing space-like part (time-like normal) of the FO hypersurface. In this work we also propose a simple alternative by observing that the space-like part (time-like normal) of the FO hypersurface can be well approximated with a FO-hyperbola, at $\tau_{\text{FO}} = \text{const.}$, but originating from an earlier time $t_{\text{FO}}^0 < 0$, than the initial time, $t = 0$, of the collision.

In several fluid dynamical models the isochronous freeze-out or isochronous transition from the hydro stage is assumed in hybrid models (see, e.g., [12]). These results can be improved by using an iso- τ transition hypersurface [13]. The optimal choice of the proper time of the transition can be chosen based on the present studies (see Table 4). As discussed above up to about $\sqrt{s_{\text{AA}}} = 20$ A GeV the origin of the freeze-out hyperbola is found to be at negative times, which is a consequence of the string dynamics and its hadronization in UrQMD. This work indicates that this option should also be taken into account at the selection of freeze-out or transition hypersurface in fluid dynamical and hybrid models.

At the same time, the minimum of the FO-hyperbola $\tau = t_{\text{FO}}(z)|_{z=0}$ corresponds to the time moment $t = \tau$ when the many-particle system ceases to be one unit but splits up into two separate spatial parts which move in opposite directions from one another with velocities approaching the speed of light with increase of collision energy. This time τ is nothing more as a lifetime of the fireball (if we treat a fireball as one unit) and it turns out that τ depends so weakly on collision energy that we can state that the fireball lifetime is approximately invariant of the collision energy. These results provide different possibilities to construct more realistic models for the selection of transition or freeze out hypersurfaces.

References

- [1] F. Cooper and G. Frye, Phys. Rev. D **10**, 186 (1974).

- [2] Yun Cheng, L.P. Csernai, V.K. Magas, B.R. Schlei, D. Strottman, Phys. Rev. C **81**, 064910 (2010) [arXiv:1006.5820 [nucl-th]].
- [3] S.A. Bass *et al.*, Prog. Part. Nucl. Phys. **41**, 225 (1998) [arXiv:nucl-th/9803035].
- [4] M. Bleicher *et al.*, J. Phys. G **25**, 1859 (1999) [arXiv:hep-ph/9909407].
- [5] S.R. de Groot, W.A. van Leeuwen, and Ch.G. van Weert, *Relativistic Kinetic Theory*, (North-Holland, Amsterdam, 1980).
- [6] C. Alt *et al.* (NA49 Collaboration), Phys. Rev. C **77**, 064908 (2008) [arXiv:0709.4507 [nucl-ex]].
- [7] C. Adler *et al.* (STAR Collaboration), Phys. Rev. Lett. **87**, 082301 (2001) [arXiv:nucl-ex/0107008].
- [8] J. Chen (for STAR Collaboration), in CPOD2009 *Proceedings*, PoS (CPOD2009)047 (SISSA, Trieste, Italy, 2009) [arXiv:0910.0556 [nucl-ex]].
- [9] D. Anchishkin, A. Muskeyev, and S. Yezhov, Phys. Rev. C **81**, 031902 (2010) [arXiv:1004.0431 [nucl-th]].
- [10] L.P. Csernai and D. Röhrich, Phys. Lett. B **458**, 454 (1999) [arXiv:nucl-th/9908034].
- [11] Pasi Huovinen and Hannah Petersen, Eur. Phys. J. A **48**, 171 (2012) [arXiv:1206.3371 [nucl-th]].
- [12] H. Petersen, J. Steinheimer, G. Burau, M. Bleicher, and H. Stöcker, Phys. Rev. C **78**, 044901 (2008) [arXiv:0806.1695 [nucl-th]].
- [13] Qingfeng Li, J. Steinheimer, H. Petersen, M. Bleicher, H. Stöcker, Phys. Lett. B **674**, 111 (2009) [arXiv:0812.0375 [nucl-th]].