

Generalised Freud's equation and level densities with polynomial potential

Akshat Boobna*

The Creative School, E-791, C.R. Park, New Delhi-110017

Saugata Ghosh†

The Creative School, E-791, C.R. Park, New Delhi-110017

(Dated: March 22, 2018)

We study orthogonal polynomials with weight $\exp[-NV(x)]$, where $V(x) = \sum_{k=1}^d a_{2k}x^{2k}/2k$ is a polynomial of order $2d$. We derive the generalised Freud's equations for $d = 3, 4$ and 5 and using this obtain $R_\mu = h_\mu/h_{\mu-1}$, where h_μ is the normalization constant for the corresponding orthogonal polynomials. Moments of the density functions, expressed in terms of R_μ , are obtained using Freud's equation and using this, explicit results of level densities as $N \rightarrow \infty$ are derived.

PACS numbers: 02.30.Gp, 05.45.Mt

1. INTRODUCTION

Universality in random matrix theory [9, 11–13] has led people to study orthogonal [1, 2, 5] and skew-orthogonal polynomials [3] in great details. However, in the process, the non-universal level densities are neglected inspite of the possibility of its direct application in various physical systems. In this context, we study level densities of a class of non-Gaussian random matrix ensembles and thereby develop the theory of orthogonal polynomials.

Orthogonal polynomials are defined as

$$\int_{\mathbb{R}} P_n(x)P_m(x)w(x)dx = h_n\delta_{nm}, \quad n, m \in \mathbb{N}. \quad (1.1)$$

We study orthogonal polynomials with weight function $w(x) = \exp(-NV(x))$, where

$$V(x) = \sum_{k=1}^d a_{2k}x^{2k}/(2k), \quad a_{2d} > 0. \quad (1.2)$$

Here, we make a numerical analysis of orthogonal polynomials corresponding to $d = 3, 4$ and 5 . We derive the corresponding Freud's equation and calculate $R_\mu = h_\mu/h_{\mu-1}$. We observe interesting patterns in the behavior of R_μ .

Once we have an understanding of R_μ , we use these results to obtain level densities of non-Gaussian ensembles of random matrices. We know that variation of the first n -eigenvalues of a random matrix can be studied by the n -point correlation function, $R_n^{(\beta)}(x_1, \dots, x_n)$ which is defined by

$$R_n^{(\beta)}(x_1, \dots, x_n) = \frac{N!}{(N-n)!} \int_{\mathbb{R}^{N-n}} dx_{n+1} \dots dx_N P_{\beta, N}(x_1, \dots, x_N), \quad (1.3)$$

where $\beta = 1, 2, 4$ correspond to ensembles of random matrices invariant under orthogonal, unitary and symplectic transformations. This allows us to find the probability density of the n eigenvalues at x_1, \dots, x_n , irrespective of the eigenvalues at $x_{n+1} \dots x_N$. $R_1^{(\beta)}(x)$ is the level density, which, for $\beta = 2$ can be written as [19–22]

$$R_1^{(2)}(x) = \sum_{\mu=0}^{N-1} (h_\mu)^{-1} [P_\mu(x)]^2 e^{-NV(x)}. \quad (1.4)$$

To calculate $R_1^{(2)}(x)$ as $N \rightarrow \infty$, the standard method is to use the Christoffel Darboux formula and the asymptotic results of orthogonal polynomials. The latter is not always available for general polynomial potential inspite of some

*Electronic address: akshatb42@gmail.com

†Electronic address: saugata135@yahoo.com

serious contributions from several authors [2, 15–18] on the asymptotics of orthogonal polynomials with $V(x) = x^{2d}$ using the Riemann Hilbert technique. In this paper, we use the method of resolvent to obtain the level densities as $N \rightarrow \infty$. This needs an understanding of moments M_k defined as

$$M_k = \int_{\mathbb{R}} x^k R_1^{(2)}(x) dx, \quad k \in \mathbb{N}. \quad (1.5)$$

This is derived using the values of R_μ using generalised Freud's equation, which we derive independently. Using this, we obtain the corresponding level densities. This gives us a good understanding of the origin of multiple band formation in the level densities in polynomial potential.

The paper is organized as follows: In section 2, we study the $d = 3$ case and observe the behaviour of R_μ for different values of a_k . Section 3 and 4 deal with $d = 4$ and $d = 5$ results. This is followed by our concluding remarks.

2. $d = 3$ CASE

A. Freud's equation

Orthogonal monic polynomials with even weight satisfy a recursion relation [1]

$$xP_\mu = P_{\mu+1} + R_\mu P_{\mu-1}, \quad \mu \in \mathbb{N}, \quad (2.1)$$

where $R_\mu = h_\mu/h_{\mu-1}$, for $\mu \geq 1$ and $R_0 = 0$.

A major development in the study of quartic weight ($d = 2$ in eq.(1.2)) polynomials [25–27] was the following recursive equation in R_μ due to [6].

$$\mu + 1 = NR_{\mu+1}[a_4(R_{\mu+2} + R_{\mu+1} + R_\mu) + a_2]. \quad (2.2)$$

Now, we derive a similar Freud's equation for sextic potential, i.e. $d = 3$ in eq.(1.2). We use the identity

$$\int dx [P_{\mu+1}(x)P_\mu(x)e^{-NV(x)}]' = 0. \quad (2.3)$$

Using $P_\mu(x) = x^\mu + \dots$ and the orthonormality condition (1.1), we get

$$\int [e^{-NV(x)}][P'_{\mu+1}(x)P_\mu(x) + P_{\mu+1}(x)P'_\mu(x)]dx + \int N[a_6x^5 + a_4x^3 + a_2x]P_{\mu+1}(x)P_\mu(x)e^{-NV(x)}dx = 0$$

This gives us

$$(\mu+1)h_\mu = \int Na_6x^5P_{\mu+1}(x)P_\mu(x)e^{-NV(x)}dx + \int Na_4x^3P_{\mu+1}(x)P_\mu(x)e^{-NV(x)}dx + \int Na_2xP_{\mu+1}(x)P_\mu(x)e^{-NV(x)}dx.$$

Using (2.1), we obtain

$$\begin{aligned} \mu + 1 = NR_{\mu+1}[& a_6(R_{\mu+2}(R_\mu + R_{\mu+1} + R_{\mu+2} + R_{\mu+3}) \\ & + R_{\mu+1}(R_\mu + R_{\mu+1} + R_{\mu+2}) \\ & + R_\mu(R_{\mu-1} + R_\mu + R_{\mu+1})) \\ & + a_4(R_{\mu-1} + R_\mu + R_{\mu+1}) + a_2]. \end{aligned} \quad (2.4)$$

Here we note that the corresponding Freud's equation is cubic in nature thereby giving rise to oscillatory behavior.

B. The R_μ plot

For the $d = 2$ case, two main features were observed in the R_μ plot from the original Freud's equation: A two band structure formed by an oscillation between two values, converging to a single band.

In the sextic case, the two band and single band structures reappear, however a new, more chaotic structure is also seen, appearing either between one band and one band or one band and two band structures. Henceforth, it is termed as a "transient structure".

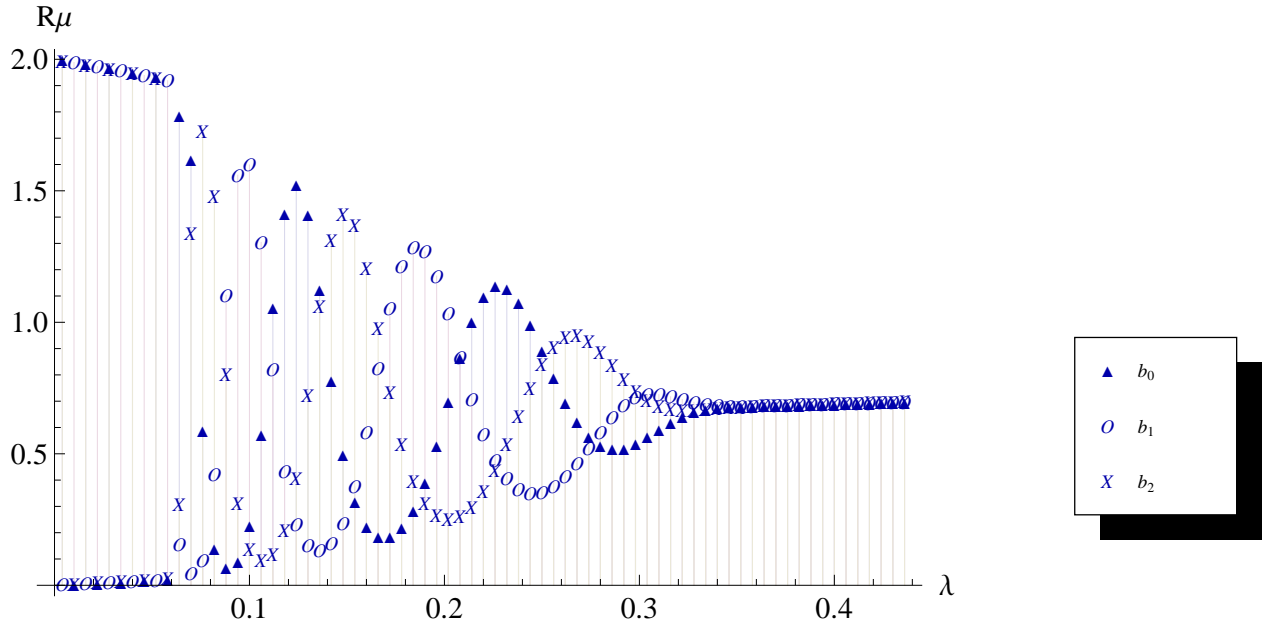


FIG. 1: R_μ plot modulo 3 for $d = 3, a_6 = 1, a_4 = -2.5, a_2 = 1, N = 500$ using eq. (2.4)

1. Single band structure

For the single band structure, all the terms in the Freud's equation are equal to each other. Thus, we obtain a λ dependent cubic equation (where $\lambda = \mu/N$), solving which we obtain one real solution

$$D_{\pm} = \frac{27}{2} [(2a_4^3 - 10a_6a_4 - 100a_6^2\lambda) \pm \sqrt{(2a_4^3 - 10a_6a_4 - 100a_6^2\lambda)^2 - 4(a_6^2 - \frac{10a_6a_2}{3})^3}] \quad (2.5)$$

$$R_\mu = -\frac{a_4}{10a_6} - \frac{\sqrt[3]{D_+}}{30a_6} - \frac{\sqrt[3]{D_-}}{30a_6} \quad (2.6)$$

which gives the value of R_μ for λ values where single band exists.

2. Two band structure

Solving the Freud's equation assuming that two bands are formed (as seen), i.e.

$$A_0 = R_0 = R_2 = R_4 = \dots$$

$$A_1 = R_1 = R_3 = R_5 = \dots$$

for $N \gg \mu$, we get

$$A_0 + A_1 = \frac{-a_4 + \sqrt{a_4^2 - 4a_2a_6}}{2a_6} \quad (2.7)$$

It has been numerically verified that the bottom band (A_1) tends to 0, and we find that $A_1 \propto 1/N$ and $A_1 \propto 1/(a_4)^2$

3. Transient structure

When the transient structure is divided modulo 3 into three bands (b_0, b_1 and b_2 in fig. 1), it is seen that each of the three separate bands continuously oscillate, and converge to a common value.

The sum mod 3 for the duration of the transient structure oscillates above the value

$$b_0 + b_1 + b_2 \approx \frac{-a_4 + \sqrt{a_4^2 - 4a_2a_6}}{2a_6}, \quad (2.8)$$

where b_0 , b_1 and b_2 correspond to three consecutive values from each of the bands.

C. Critical a_4 's

On analyzing the roots of the sextic potential, we obtain the critical value of a_4 , denoted here by a_{4c} , where the structure of the R_μ plot changes. We find the points at which potential plot touches 0, and obtain

$$a_{4c} = -\sqrt{\frac{48}{9}a_2a_6} \quad (2.9)$$

In the R_μ plot, when (i) $a_4 < a_{4c}$, we observe a two band structure, followed by a transient structure, which converges to single band. (ii) $a_4 > a_{4c}$, we see a one band structure, followed by a transient structure, which converges to single band.

We now analyze the behavior of R_μ as a_4 approaches a_{4c} (fig. 2). It is observed the transient structure resolves into three distinct bands near a_{4c} . Exactly at the critical value, two of these bands coincide to form an upper band, and the third band forms a lower band, creating a pseudo two band structure.

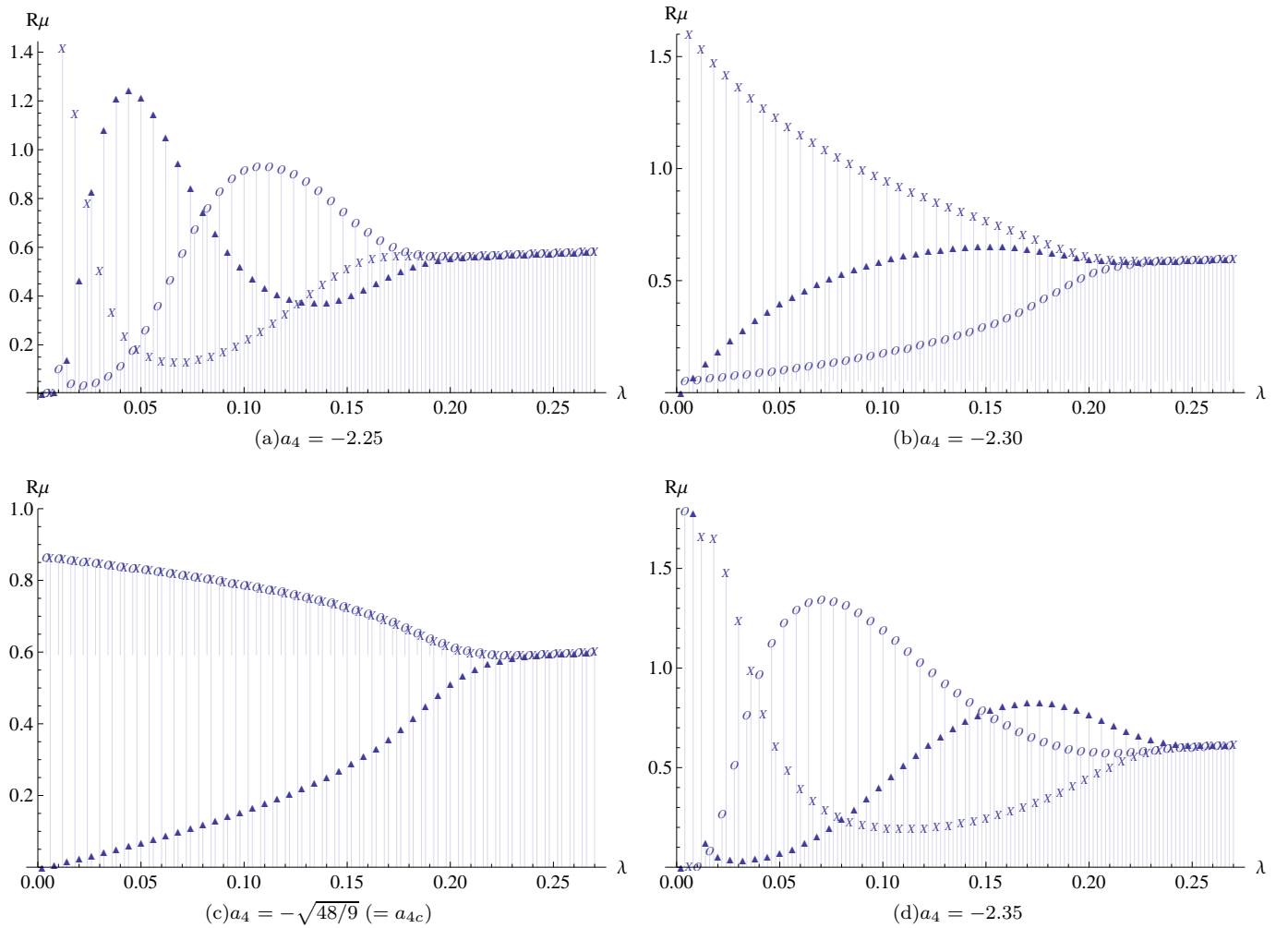


FIG. 2: R_μ plot as a_4 approaches a_{4c} for $a_6=1$, $a_2=1$, $N=500$

D. Level Density

In this subsection, we derive the level density using the method of resolvent [3, 10] as $N \rightarrow \infty$. The result is expressed in terms of moments M_k (1.5) which are derived using results from the Freud's equation. We then compare the result with the level density for $N = 30$ using (1.4).

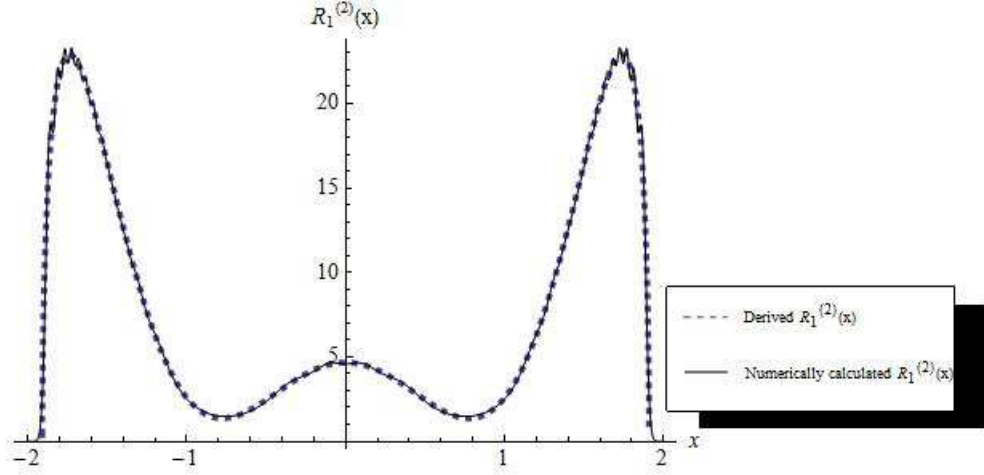


FIG. 3: Level density plots for $d = 3$, $a_6 = 1$, $a_4 = -3$, $a_2 = 1$ $N = 30$. For the theoretical plot, calculated moments are $M_2 = 62.536$, $M_4 = 164.770$.

Here, we recall [3] that we use the scaling $V(x) \rightarrow V(x)/2$ to obtain the corresponding results.

$$\begin{aligned} [\pi R_1^{(2)}(x)]^2 &= N \int_{-\infty}^{\infty} \frac{V'(z) - V'(x)}{z - x} R_1^{(2)}(x) dx - N^2 \left[\frac{V'(x)}{2} \right]^2 \\ &= N [a_6(x^4 N + x^2 M_2 + M_4) + a_4(x^2 N + M_2) + a_2 N] - N^2 x^2 \left(\frac{a_6 x^4 + a_4 x^2 + a_2}{2} \right)^2. \end{aligned}$$

Finally,

$$\left[\frac{\pi R_1^{(2)}(x)}{N} \right]^2 = \left(\frac{a_6 M_4 + a_4 M_2}{N} + a_2 \right) + x^2 \left[\left(a_6 x^2 + \frac{a_6 M_2}{N} + a_4 \right) - \frac{1}{4} (a_6 x^4 + a_4 x^2 + a_2)^2 \right]. \quad (2.10)$$

Now that we have derived $R_1^{(2)}(x)$ in terms of M_2 and M_4 , we would be interested to calculate them using Freud's equation. We use

$$\begin{aligned} M_k &= \sum_{\mu} \int \frac{x^k P_{\mu}^2(x)}{h_{\mu}} w(x) dx \\ &= \sum_{\mu} \int \frac{(x^k P_{\mu}(x)) P_{\mu}(x)}{h_{\mu}} w(x) dx \\ &= \sum_{\mu} \sum_{\nu} \int \frac{C_{\nu} P_{\nu}(x) P_{\mu}(x)}{h_{\mu}} w(x) dx \\ &= \sum_{\mu} C_{\mu}, \end{aligned} \quad (2.11)$$

where C_{μ} are coefficients which can be expressed in terms of R_{μ} . A few typical examples are

$$M_2 = \sum_{\mu=0}^{N-1} (R_{\mu+1} + R_{\mu}), \quad (2.12)$$

$$M_4 = \sum_{\mu=0}^N (R_\mu^2 + R_{\mu+1}^2 + 2R_\mu R_{\mu+1} + R_{\mu+1} R_{\mu+2} + R_\mu R_{\mu-1}), \quad (2.13)$$

and

$$\begin{aligned} M_6 = \sum_{\mu=0}^N & (R_{\mu-2} R_{\mu-1} R_\mu + R_{\mu-1}^2 R_\mu + 2R_{\mu-1} R_\mu^2 + R_\mu^3 + 2R_{\mu-1} R_\mu R_{\mu+1} \\ & + 3R_\mu^2 R_{\mu+1} + 3R_\mu R_{\mu+1}^2 + R_{\mu+1}^3 + 2R_\mu R_{\mu+1} R_{\mu+2} + 2R_{\mu+1}^2 R_{\mu+2} \\ & + R_{\mu+1} R_{\mu+2}^2 + R_{\mu+1} R_{\mu+2} R_{\mu+3}). \end{aligned} \quad (2.14)$$

The expression for M_8 and higher moments are extremely cumbersome but can be easily calculated using the aforementioned algorithm.

3. $d = 4$ CASE

A. Freud's equation

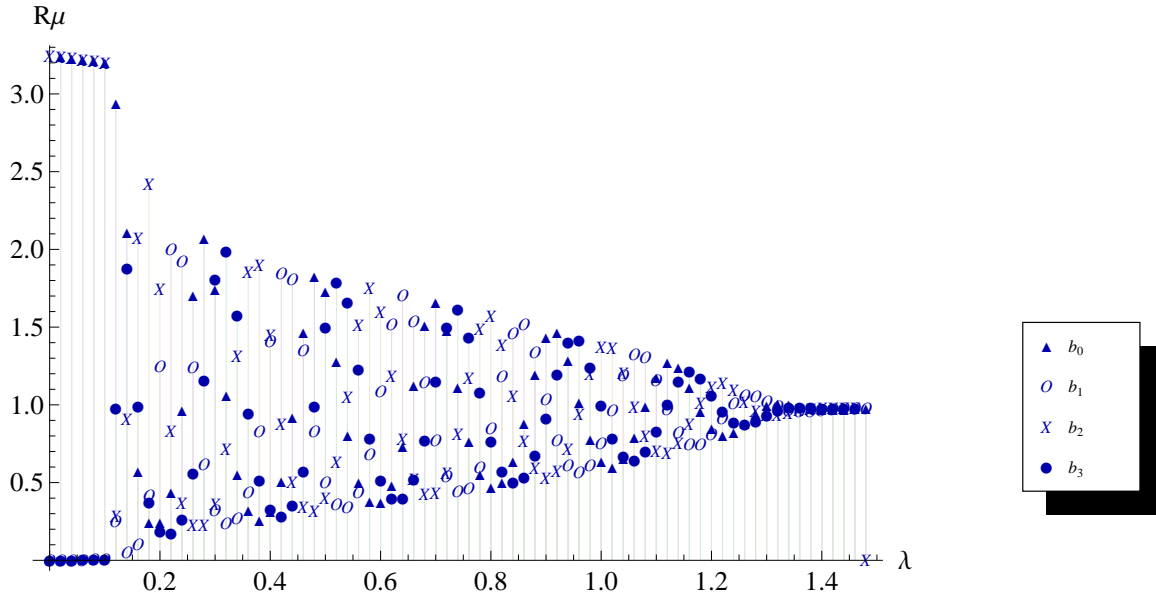


FIG. 4: $d = 4$ case plot for $a_8 = 1$, $a_6 = -5$, $a_4 = 6$, $a_2 = -1$, $N = 200$

As in the $d = 3$ case, we start with the identity

$$\int dx [P_{\mu+1}(x) P_\mu(x) e^{-NV(x)}]' = 0, \quad (3.1)$$

where $V(x)$ is defined as in eq.(1.2), but with $d = 4$. Using the recursion relation for orthogonal polynomials, we get

$$\begin{aligned}
\mu + 1 = NR_{\mu+1} & \left[a_8 (R_{\mu+2} R_{\mu+3} \sum_{i=\mu}^{\mu+4} R_i + R_{\mu+2}^2 \sum_{i=\mu}^{\mu+3} R_i + R_{\mu+2} R_{\mu+1} \sum_{i=\mu}^{\mu+2} R_i \right. \\
& + R_{\mu+2} R_{\mu} \sum_{i=\mu-1}^{\mu+1} R_i + R_{\mu+1} R_{\mu+2} \sum_{i=\mu}^{\mu+3} R_i + R_{\mu+1}^2 \sum_{i=\mu}^{\mu+2} R_i + R_{\mu} R_{\mu+1} \sum_{i=\mu-1}^{\mu+1} R_i \\
& + R_{\mu} R_{\mu+1} \sum_{i=\mu}^{\mu+2} R_i + R_{\mu} R_{\mu-1} \sum_{i=\mu-2}^{\mu+1} R_i + R_{\mu}^2 \sum_{i=\mu-1}^{\mu+1} R_i) \\
& + a_6 (R_{\mu+2} \sum_{i=\mu}^{\mu+3} R_i + R_{\mu+1} \sum_{i=\mu}^{\mu+2} R_i + R_{\mu} \sum_{i=\mu-1}^{\mu+1} R_i) \\
& \left. + a_4 \sum_{i=\mu-1}^{\mu+1} R_i + a_2 \right]
\end{aligned} \tag{3.2}$$

Here we note that due to the non-linear nature of the Freud's equation, we observe oscillations in the solution for R_{μ} . These oscillations can be seen when the plot is divided modulo 4 into 4 residual bands (b_0, b_1, b_2 and b_3 in fig. 4)

B. Level density

Using the obtained moments and the formulation for finding level density (sec. 2D), we derive the function for $R_1^{(2)}(x)$ for the $d = 4$ case (3.3). The plot of $R_1^{(2)}(x)$ obtained using this function is compared with the $R_1^{(2)}(x)$ calculated from (1.4) in fig. 5.

We note that irregularities in the form of small oscillations around the expected value are seen near the peaks. This is because the numerically calculated level density is for a finite value of N . These oscillations gradually disappear as the value of N increases.

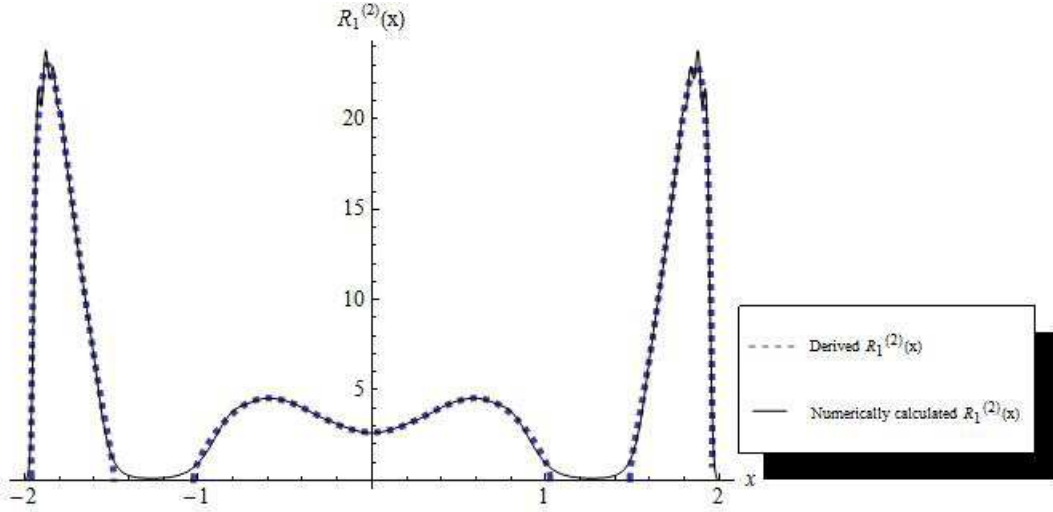


FIG. 5: Level density plots for $d = 4$, $a_8 = 1$, $a_6 = -5$, $a_4 = 6$, $a_2 = -1$, $N = 20$. For the theoretical plot, calculated moments are $M_2 = 43.475$, $M_4 = 134.555$, $M_6 = 438.400$.

$$\begin{aligned}
\left[\frac{\pi R_1^{(2)}(x)}{N} \right]^2 &= \left[\frac{a_8 M_6 + a_6 M_4 + a_4 M_2}{N} + a_2 \right] \\
&+ x^2 \left(a_8 x^4 + a_6 x^2 + a_4 + \frac{a_8 x^2 M_2 + a_8 M_4 + a_6 M_2}{N} - \frac{(a_8 x^6 + a_6 x^4 + a_4 x^2 + a_2)^2}{4} \right). \tag{3.3}
\end{aligned}$$

4. $d = 5$ CASE

A. Freud's equation

As in the $d = 3$ case, we start with the identity

$$\int dx [P_{\mu+1}(x)P_{\mu}(x)e^{-NV(x)}]' = 0, \quad (4.1)$$

where $V(x)$ is defined as in eq.(1.2), but with $d = 5$. From here, one can understand that finding the Freud's equation is algorithmic in nature and we leave it to the reader to derive it explicitly. Here, we will show the generic plot of the R_{μ} function.

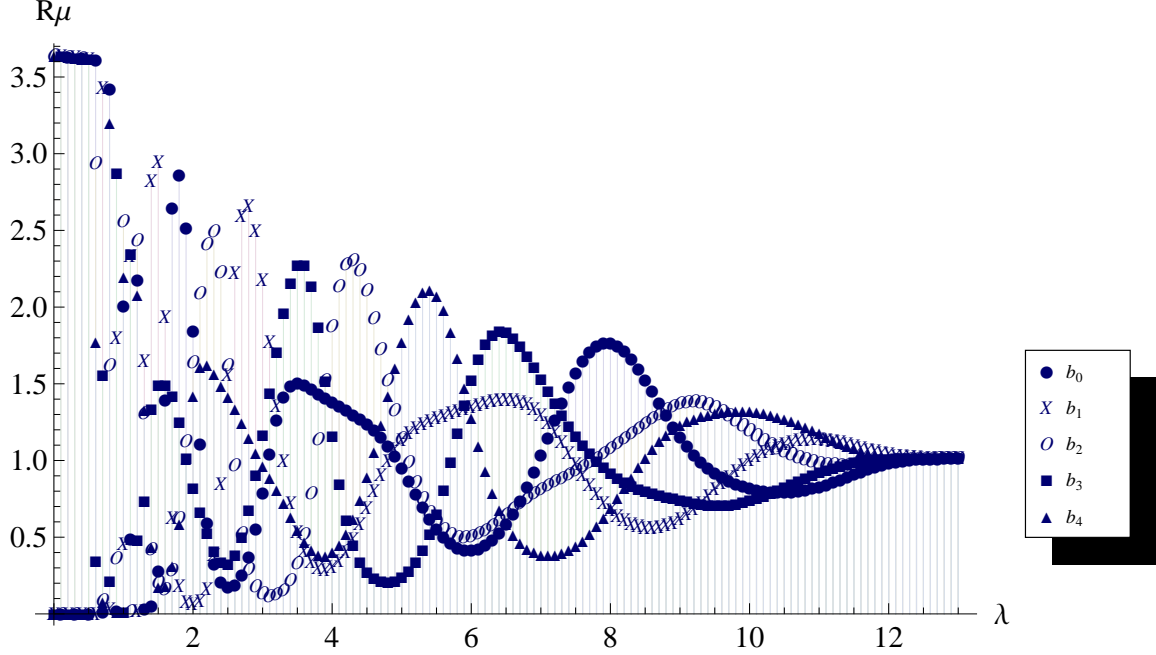


FIG. 6: $d = 5$ case plot modulo 5 for $a_{10} = 10$, $a_8 = -80$, $a_6 = 210$, $a_4 = -200$, $a_2 = 48$, $N = 50$

B. Level density

Having derived the moments M_2 , M_4 , M_6 and M_8 using the general formulation given in sec. 2D, we use the derivation provided to obtain the function for $R_1^{(2)}(x)$ for the $d = 5$ case (4.2). The plot of $R_1^{(2)}(x)$ obtained using this function is compared with the $R_1^{(2)}(x)$ calculated from (1.4) in fig. 7.

Once again, we note that small oscillations around the expected value are seen. This is because we are calculating $R_1^{(2)}(x)$ for a finite value of N , and these become smooth as $N \rightarrow \infty$

$$\begin{aligned} \left[\frac{\pi R_1^{(2)}(x)}{N} \right]^2 &= \frac{a_{10}M_8 + a_8M_6 + a_6M_4 + a_4M_2}{N} + a_2 \\ &+ x^2 \left(a_{10}x^6 + a_8x^4 + a_6x^2 + a_4 + \frac{a_{10}x^4M_2 + a_8x^2M_2 + a_6M_2 + a_{10}x^2M_4 + a_{10}M_6 + a_8M_4}{N} \right) \\ &- \frac{x^2}{4} (a_{10}x^8 + a_8x^6 + a_6x^4 + a_4x^2 + a_2)^2. \end{aligned} \quad (4.2)$$

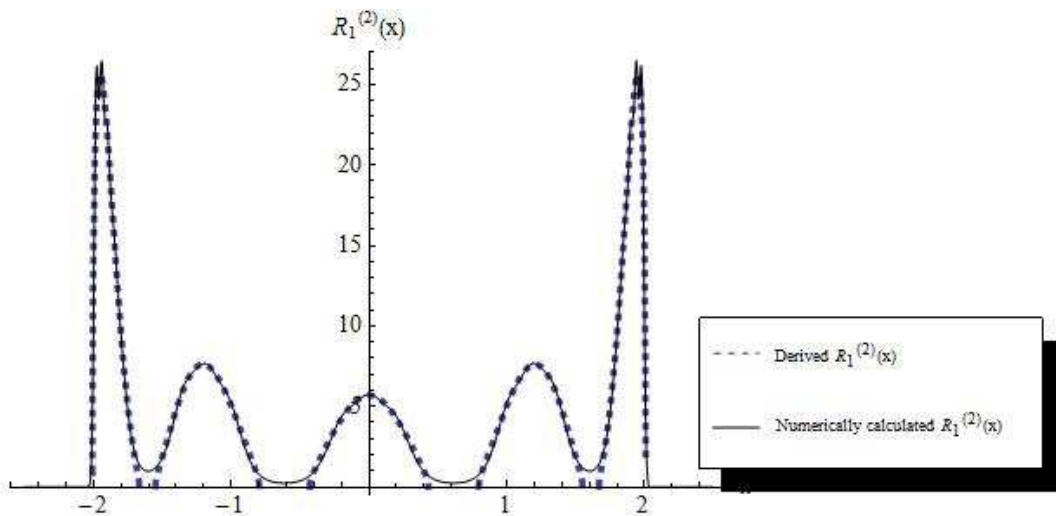


FIG. 7: Level density plot for for $d = 5$, $a_{10} = 1$, $a_8 = -8$, $a_6 = 21$, $a_4 = -20$, $a_2 = 4.8$, $N = 20$. For the theoretical plot, calculated moments are $M_2 = 43.960$, $M_4 = 136.008$, $M_6 = 460.375$, $M_8 = 1625.995$.

5. CONCLUSION

In this paper, we obtain the Freud's equation for polynomials with weight function $\exp[-NV(x)]$, where $V(x) = \sum_{k=1}^d a_{2k} x^{2k}/2k$ is a polynomial of order $2d$. We derive the generalised Freud's equations for $d = 3, 4$ and 5 . We observe limit cycle behavior of R_μ . We use these results and the method of resolvent to obtain the level densities of the corresponding random matrix models. However, this involves an explicit calculation of the higher moments which we calculate numerically and insert in the analytic results of the level density. It would be nice to obtain explicit results of these moments as was done for the quartic case. But we have failed in this investigation due to the complex nature of the Freud's equation.

Here, we might recall that for $d = 2$, the Freud's equation is quadratic while for higher d , it becomes cubic ($d = 3$), quartic ($d = 4$) and so on. This results in oscillations in the R_μ function and hence studying the limit cycle behavior becomes increasingly complicated. Further investigation is needed to study these non-linear Freud's equations, specially in the context of integrability and hence the existence of Lax pairs. We wish to come back to these questions in a later publication.

-
- [1] Szegő G., 1939, *Orthogonal Polynomials*, Amer. Math. Soc. Colloq. Pub., vol. 23, Amer. Math. Soc., New York, NY
 - [2] Deift, P., 2000, *Orthogonal polynomials and random matrices: A Riemann-Hilbert approach*, Courant Lec. Notes No. 3. Amer. Math. Society, Providence, Rhode Island.
 - [3] Ghosh S., 2009, *Skew-orthogonal polynomials and Random matrix theory*, CRM Monograph Series, AMS
 - [4] Ghosh S., Pandey A., Puri S., Saha R., Non-Gaussian random-matrix ensembles with banded spectra, *Phys. Rev. E* **67**(2003), no.2, 025201
 - [5] Sheen R.-C. Plancherel-Rotach type asymptotics for orthogonal polynomials associated with $\exp(-x^6)$ *J. Approx. Theory*, **50** (1987), 232-293
 - [6] Freud G., On the Coefficients in the recursion formulae of orthogonal polynomials, *Proc. Royal Irish Acad.*, **76A** (1976), 1-6
 - [7] Levin A.L. and Lubinsky D.S., Orthogonal polynomials and Christoffel functions for $\exp(-|x|^\alpha)$, $\alpha \leq 1$, *J. Approx. Theory*, **80** (1995), 219-252
 - [8] Random matrix theories in quantum physics: Common concepts, T. Guhr, A. Mueller-Groeling, H. A. Weidenmuller *Phys. Rep.* **299**, 189(1998).

- [9] A. W. J. Beenakker, Rev. Mod. Phys., **69**, 731 (1997).
- [10] Ghosh S., 2002, *Thesis*, Jawaharlal Nehru University, New Delhi (unpublished).
- [11] Deift P., Gioev D., 2007, Universality in Random Matrix Theory for orthogonal and symplectic ensembles, Int. Math. Res. Pap. IMRP, **2**, rpm004.
- [12] Deift P., Gioev D., 2007, Universality at the edge of the spectrum for unitary, orthogonal and symplectic ensembles of random matrices, Comm. Pure Appl. Math. **60**, 867-910.
- [13] Deift P., Universality for mathematical and Physical systems, math-ph/0603038.
- [14] Bleher, P.M. and Its, A.R., 1999, Semiclassical asymptotics of orthogonal polynomials, Riemann-Hilbert problems, and universality in the matrix model. *Ann. of Math. (2)* **150**, 185–266.
- [15] Deift, P.A., Kriecherbauer, T. and McLaughlin, K. T-R., New results for the asymptotics of orthogonal polynomials and related problems via the Lax-Levermore method. Announcement in *Proceedings of Symposia in Applied Mathematics*, **54** (1998) 87-104. Full text in *J. Approx. Theory*, **95** (1998), 388-475, under the title, New results on the equilibrium measure for logarithmic potentials in the presence of an external field.
- [16] Deift, P.A., Kriecherbauer, T., McLaughlin, K. T-R., Venakides, S. and Zhou, X., 1999, Uniform asymptotics for polynomials orthogonal with respect to varying exponential weights and applications to universality questions in random matrix theory. *Comm. Pure Appl. Math.* **52**, 1335–1425.
- [17] Deift, P.A., Kriecherbauer, T., McLaughlin, K. T-R., Venakides, S. and Zhou, X., 1999, Strong asymptotics of orthogonal polynomials with respect to exponential weights. *Comm. Pure Appl. Math.* **52**, 1491–1552.
- [18] Plancherel M. and Rotach W., 1929, Sur les valeurs asymptotiques des polynomes d'Hermite $H_n(x) = (-1)^n e^{x^2/2} d^n(e^{-x^2/2})/dx^n$, Comment. Math Helv. **12** 27-54.
- [19] Dyson F. J., 1972, A Class of Matrix Ensembles, J. Math. Phys. **13**, 90-97.
- [20] Dyson F. J. and Mehta M. L., 1963, Statistical theory of energy levels of complex systems IV, J. Math. Phys. **4**, 701-712.
- [21] *Random Matrices*, Mehta M. L., 2004 (The Netherlands, Elsevier, 3rd ed.).
- [22] *Matrix Theory: Selected Topics and Useful Results*, Mehta M. L., 1988 (Delhi 110007, India, Hindustan Publishing Corporation, 2nd ed.).
- [23] Nagao T. and Wadati M., 1991, Correlation functions of random matrix ensembles related to classical orthogonal polynomials, J. Phys. Soc. Japan. **60**, 3298-3322.
- [24] Nagao T. and Wadati M., 1992, Correlation functions of random matrix ensembles related to classical orthogonal polynomials II, J. Phys. Soc. Japan. **61**, 78-88.
- [25] Stojanovic A., 2000, Universality in Orthogonal and Symplectic Invariant Matrix Models with Quartic Potential, Mathematical Physics, Analysis And Geometry 3 (4): 339-373 .
- [26] Stojanovic A., 2004, Errata: Universality in Orthogonal and Symplectic Invariant Matrix Models with Quartic Potential, Mathematical Physics Analysis And Geometry s 7 (4): 347-349 (erratum).
- [27] Stojanovic A., 2000, Une approche par les polynmes orthogonaux pour des classes de matrices alatoires orthogonalement et symplectiquement invariantes: application l'universalit de la statistique locale des valeurs propres, Preprint, Boielefeld 00-01-006 (www.physik.uni-bielefeld.de/bibos/).