

Lyapunov Method Based Online Identification of Nonlinear Systems Using Extreme Learning Machines

Vijay Manikandan Janakiraman¹ and Dennis Assanis²

Abstract—Extreme Learning Machine (ELM) is an emerging learning paradigm for nonlinear regression problems and has shown its effectiveness in the machine learning community. An important feature of ELM is that the learning speed is extremely fast thanks to its random projection preprocessing step. This feature is taken advantage of in designing an online parameter estimation algorithm for nonlinear dynamic systems in this paper. The ELM type random projection and a nonlinear transformation in the hidden layer and a linear output layer is considered as a generalized model structure for a given nonlinear system and a parameter update law is constructed based on Lyapunov principles. Simulation results on a DC motor and Lorentz oscillator show that the proposed algorithm is stable and has improved performance over the online-learning ELM algorithm.

I. INTRODUCTION

System identification is the process of obtaining mathematical models of systems using input-output data. System identification is important in design and analysis of control systems when the development of a physics-based dynamical model is not trivial. Several algorithms for identification of a linear system exist [1], [2] but when the nonlinearity is of a higher order, the local linear assumption fails and it becomes important to develop nonlinear identification methods. There exist online identification algorithms for nonlinear systems as well. Since the underlying structure is not assumed for the nonlinear system, a neural network type model can be a good choice [3], [4] among others. Such algorithms rely on linearizing the basis functions to obtain the gradient of the output error with respect to the network parameters. Different from the previous approaches, this paper makes use of the recently developed Extreme Learning Machines (ELM) for mapping the system nonlinearity. By exploiting ELM's random projection preprocessing stage where the input data is projected onto a high dimensional space where the features can be mapped using a linear least squares method, the high speed learning of ELM is inherited in the proposed algorithm. Using a Lyapunov method, a stable parameter update law for nonlinear system identification has been developed for continuous time dynamic systems.

II. EXTREME LEARNING MACHINES - A REVIEW

Extreme Learning Machine (ELM) is an emerging learning paradigm for multi-class classification and regression problems [5], [6]. The highlight of ELM compared to the

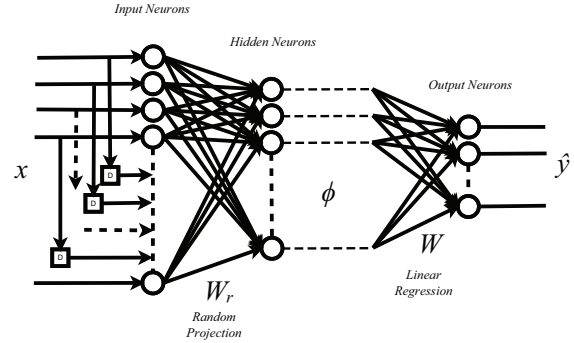


Fig. 1. ELM Model Structure.

other state of the art methodologies like neural networks, support vector machines is that the training speed of ELM is extremely fast. The key enabler for ELM's training speed is the random assignment of input layer parameters which do not require adaptation to the data. In such a setup, the output layer parameters can be determined analytically using least squares. Some of the attractive features of ELM [5] are listed below

- 1) ELM is an universal approximator
- 2) ELM results in the smallest training error without getting trapped in local minima (better accuracy)
- 3) ELM does not require iterative training (low computational demand)
- 4) ELM solution has the smallest norm of weights (better generalization)
- 5) The minimum norm least square solution by ELM is unique.

ELM is developed from a machine learning perspective and hence data observations are considered independent and identically distributed. Hence the observations are discrete and a dynamic system application may not be directly suitable as the data is connected in time. However, ELM can be applied for system identification in discrete time by using a series-parallel formulation [3]. A generic nonlinear identification using the nonlinear auto regressive model with exogenous input (NARX) is considered as follows

$$y(k) = f[u(k-1), \dots, u(k-n_u), y(k-1), \dots, y(k-n_y)] \quad (1)$$

where $u(k) \in \mathbb{R}^{u_d}$ and $y(k) \in \mathbb{R}^{y_d}$ represent the inputs and outputs of the system respectively, k represents the discrete time index, $f(\cdot)$ represents the nonlinear function mapping

*This work was not supported by any organization

¹Vijay Manikandan is a PhD Candidate, Mechanical Engineering, University Michigan, Ann Arbor, MI, USA vijai at umich.edu

²D. Assanis is with the Stony Brook University, New York, USA dennis.assanis@stonybrook.edu

specified by the model, n_u, n_y represent the number of past input and output samples required (order of the system) for prediction while u_d and y_d represent the dimension of inputs and outputs respectively.

A. Offline learning algorithm

The input-output measurement sequence of system (1) can be converted to the form of training data as required by ELM

$$\{(x_1, y_1), \dots, (x_N, y_N)\} \in (\mathcal{X}, \mathcal{Y}) \quad (2)$$

where \mathcal{X} denotes the space of the input features (Here $\mathcal{X} = \mathbb{R}^{u_d n_u + y_d n_y}$ and $\mathcal{Y} = \mathbb{R}^{y_d}$) and x represent the augmented input vector obtained by appending the input and output measurements from the system as follows

$$x = [u(k-1), \dots, u(k-n_u), y(k-1), \dots, y(k-n_y)]^T \quad (3)$$

The ELM is an unified representation of single layer feed-forward networks (SLFN) and is given by (4) where g represents the hidden layer activation function and W_r, W represents the input and output layer parameters respectively.

$$\hat{y} = [g(W_r^T x + b_r)]^T W \quad (4)$$

The matrix W_r consists of randomly assigned elements that maps the input vector to a high dimensional feature space while b_r is a bias component assigned in a random manner similar to W_r . The elements can be assigned based on any continuous random distribution [6] and remains fixed during training. The number of hidden neurons determine the dimension of the transformed feature space and the hidden layer is equipped with a nonlinear activation function similar to traditional neural network architecture. It should be noted that nonlinear regression using neural networks for instance, the input layer parameters W_r and W are simultaneously adjusted during training. Since there is a nonlinear connection between the two layers, iterative techniques are the only possible solution. ELM, however, avoids the iterative training as the input layer parameters are randomly selected [5]. Hence the training step of ELM reduces to finding a least squares solution to the output layer parameters W given by

$$\min_W \{ \|HW - Y\|^2 + \lambda \|W\|^2 \} \quad (5)$$

$$\hat{W} = \left(\frac{I}{\lambda} + H^T H \right)^{-1} H^T Y \quad (6)$$

where λ represents the regularization coefficient, T represents the vector of outputs or targets and H the hidden layer output matrix as termed in literature (see Figure 1).

B. Online learning algorithm

In the batch training mode (offline training), all the data is assumed to be present. However, for an online system identification problem, data is sampled continuously and is available one by one. Hence the sequential learning algorithm can be modified to perform identification. The ELM online sequential algorithm can be formulated as follows [7]

As an initialization step, a set of data observations are required to initialize the H_0 and W_0 by solving

$$\min_{W_0} \{ \|H_0 W_0 - Y_0\|^2 + \lambda \|W_0\|^2 \} \quad (7)$$

$$H_0 = (W_r^T x_0 + b_0)^T \in \mathbb{R}^{n_0 \times n_h} \quad (8)$$

where n_0 and n_h represents the number of data observations in the initialization step and the number of hidden neurons of the ELM model respectively. The solution W_0 is given by

$$W_0 = K_0^{-1} H_0^T Y_0 \quad (9)$$

where $K_0 = H_0^T H_0$. Suppose given another new data x_1 , the problem becomes

$$\min_{W_1} \left\| \begin{bmatrix} H_0 \\ H_1 \end{bmatrix} W_1 - \begin{bmatrix} Y_0 \\ Y_1 \end{bmatrix} \right\|^2 \quad (10)$$

The solution can be derived as

$$\begin{aligned} W_1 &= W_0 + K_1^{-1} H_1^T (Y_1 - H_1 W_0) \\ K_1 &= K_0 + H_1^T H_1 \end{aligned}$$

Based on the above, a generalized recursive algorithm for updating the least-squares solution can be computed as follows

$$P_{k+1} = P_k - P_k H_{k+1}^T (I + H_{k+1} P_k H_{k+1}^T)^{-1} H_{k+1} P_k \quad (11)$$

$$W_{k+1} = W_k + P_{k+1} H_{k+1}^T (Y_{k+1} - H_{k+1} W_k) \quad (12)$$

III. LYAPUNOV BASED PARAMETER UPDATE LAW

The parameter update law is derived for a continuous time system. A general multi-input multi-output (MIMO) nonlinear dynamic system is given by

$$\dot{z}(t) = f(z(t), u(t)) \quad (13)$$

where the state vector $z \in \mathbb{R}^{n \times 1}$, input (or control) vector $u \in \mathbb{R}^{m \times 1}$. By adding and subtracting $Az(t)$ where $A \in \mathbb{R}^{n \times n}$ is a Hurwitz matrix, then the system (13) becomes

$$\dot{z}(t) = Az(t) + g(z(t), u(t)) \quad (14)$$

where $g(z(t), u(t)) = f(z(t), u(t)) - Az(t)$ describes the system nonlinearity. Assuming ELM can model the system nonlinearity $g(z(t), u(t))$ with an accuracy of ϵ . If we assume bounded inputs and bounded states for the system (13), then $\epsilon(t)$ for the model is finite and is bounded above by ξ [5]. The system (14) can now be represented by

$$\dot{z}(t) = Az(t) + W_*^T \phi + \epsilon(t) \quad (15)$$

The parametric model of the system can be considered as

$$\hat{z}(t) = A\hat{z}(t) + \hat{W}^T \phi \quad (16)$$

where W_* and \hat{W} represents the actual and estimated parameters of the ELM model, ϕ represents the hidden layer output of ELM (see Figure 1). It should be noted that the input-hidden layer connection parameters W_r has been chosen randomly and fixed assuming that ELM only needs tuning of the output layer weights W . Hence ϕ can be considered the

same for both the system and the parametric model which is a simplification that has been achieved with the help of the ELM formulation. This simplicity cannot be achieved using traditional back-propagation neural networks and hence the strength of the proposed method. The estimation error and the error dynamics are given by

$$e(t) = z - \hat{z} \quad (17)$$

$$\dot{e}(t) = Ae(t) + (W_*^T - \hat{W}^T)\phi + \epsilon(t) \quad (18)$$

$$= Ae(t) + \tilde{W}^T\phi + \epsilon(t) \quad (19)$$

where \tilde{W} represents the parameter error.

In order to have a stable parameter update law that guarantees convergence of both estimation error and the parametric error to zero, the following Lyapunov function is considered.

$$V = \frac{1}{2}e^T e + \frac{1}{2}\text{tr}(\tilde{W}^T \tilde{W}) \quad (20)$$

$$\begin{aligned} \dot{V} &= e^T \dot{e} + \text{tr}(\tilde{W}^T \dot{\tilde{W}}) \\ &= e^T Ae + e^T \tilde{W}^T \phi + e^T \epsilon(t) + \text{tr}(\tilde{W}^T \dot{\tilde{W}}) \\ &= e^T Ae + e^T \tilde{W}^T \phi + e^T \epsilon(t) + \sum_{i=1}^n \tilde{w}_i^T \dot{\tilde{w}}_i \\ &= e^T Ae + e^T \epsilon(t) + \sum_{i=1}^n \phi^T \tilde{w}_i e_i + \sum_{i=1}^n \tilde{w}_i^T \dot{\tilde{w}}_i \end{aligned}$$

if we choose $\dot{\tilde{w}}_i$ such that

$$\begin{aligned} \tilde{w}_i^T \dot{\tilde{w}}_i &= -\phi^T \tilde{w}_i e_i \\ \dot{\tilde{w}}_i^T \tilde{w}_i &= -\phi^T \tilde{w}_i e_i \\ \dot{\tilde{w}}_i^T &= -\phi^T e_i \\ \dot{\tilde{w}}_i &= -\phi e_i \\ \dot{\tilde{w}}_i &= \phi e_i \end{aligned} \quad (21)$$

then \dot{V} becomes

$$\begin{aligned} \dot{V} &= e^T Ae + e^T \epsilon(t) \\ &\leq \|e\|_2 |\lambda_{\max}(A)| \|e\|_2 + \xi \|e\|_2 \end{aligned} \quad (22)$$

However, $\dot{V} < 0$ if

$$\|e\|_2 > \frac{\xi}{|\lambda_{\max}(A)|} = \Gamma \quad (23)$$

By applying the universal approximation capability of ELM, the approximation error ϵ can be made arbitrarily small and hence Γ converges to zero. Hence with proper selection of the number of hidden neurons n_h of ELM and with persistent excitation, both the estimation error e as well as the parameter error \tilde{W} can be made to converge to zero. It should be noted that as long as the estimation error is above Γ , the stability of the algorithm is guaranteed. The value of Γ can be chosen to be the required accuracy of ELM approximation [8], [4] so that the adaptation can occur as long as the model approximation error is greater than the required accuracy.

Hence the parameter estimation algorithm based on Lyapunov analysis is given by

$$\dot{\hat{W}} = \phi e^T \quad (24)$$

IV. SIMULATIONS

The two algorithms compared for the simulation study are the existing online ELM algorithm [7] and the proposed Lyapunov based ELM algorithm. For all the simulations, the same ELM model structure with the same randomly assigned input layer weights and biases (W_r and b_r) as well as the same initial condition for output layer weights (W_0) are imposed. The design matrix A can also be appropriately chosen so as to suit the requirements on overshoot, settling time of the parameter estimation [8], [4].

It should be noted that the input layer parameters W_r is fixed. It is required by ELM that all data is normalized to lie between -1 and +1 and hence appropriate scaling is introduced during simulation. The limits of the states and inputs are known a priori and can be used in the normalization. The inputs to the system has to be persistently exciting (as required for parameter convergence) which not easy to achieve in nonlinear systems. Hence the input signal follows a pseudo-random multi level sequence (PRMS) which represents several combination of step inputs at different magnitudes and frequencies suitable for exciting nonlinear systems [9].

A. DC motor example

A nonlinear DC motor system is considered whose dynamic equations are as follows

$$\dot{x} = f(x) + g(x)u \quad (25)$$

where

$$f(x) = \begin{bmatrix} -c_1 x_1 + c_3 \\ -c_4 x_2 \end{bmatrix}$$

$$g(x) = \begin{bmatrix} -c_2 x_2 \\ -c_5 x_1 \end{bmatrix}$$

where $c_1=60$, $c_2=0.5$, $c_3=40$, $c_4=6$, $c_5=40000$. The design matrix A is chosen as

$$A = \begin{bmatrix} -50 & 0 \\ 0 & -50 \end{bmatrix}$$

The number of hidden neurons for ELM model is chosen as 8. Sigmoidal activation function is considered as the input layer activation function. Two cases are compared - with and without gaussian noise at the measurement. The results are summarized in Figures 2-4 for the case without noise and in Figures 5-7 for the case with noise. The results of root mean squared error (RMSE) between the states of the actual and estimated system are compared in Table I.

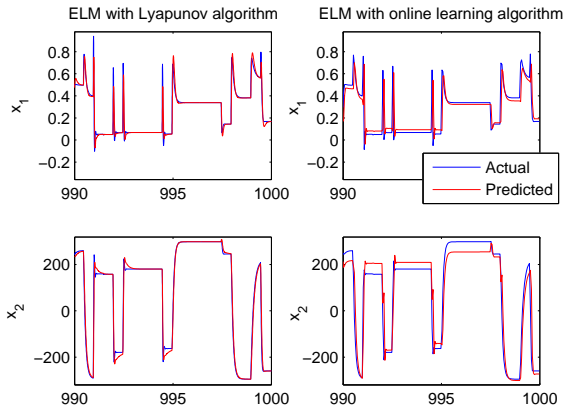


Fig. 2. Comparison of system states of actual and estimated system by Lyapunov ELM and Online ELM for DC motor system.

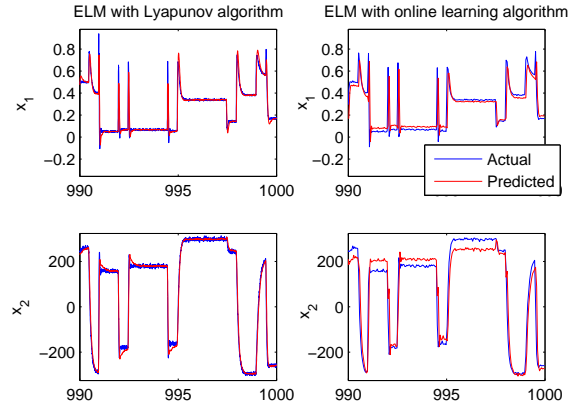


Fig. 5. Comparison of system states of actual and estimated system by Lyapunov ELM and Online ELM for DC motor system with gaussian measurement noise.

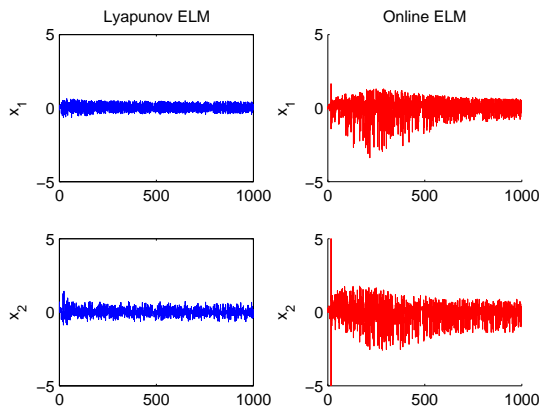


Fig. 3. Convergence of error between the states of actual and estimated system by Lyapunov ELM and Online ELM for DC motor system.

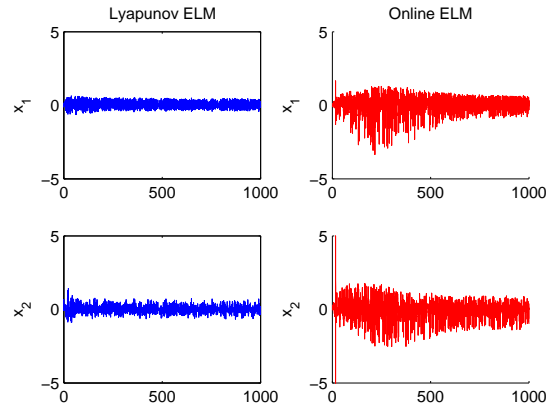


Fig. 6. Convergence of error between the states of actual and estimated system by Lyapunov ELM and Online ELM for DC motor system with gaussian measurement noise.

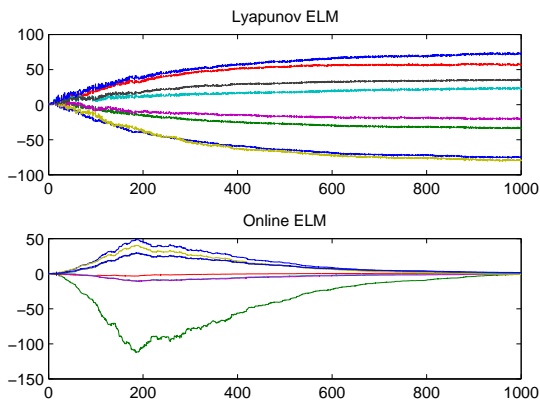


Fig. 4. Parametric Convergence (only few parameters shown) by Lyapunov ELM and Online ELM for DC motor system.

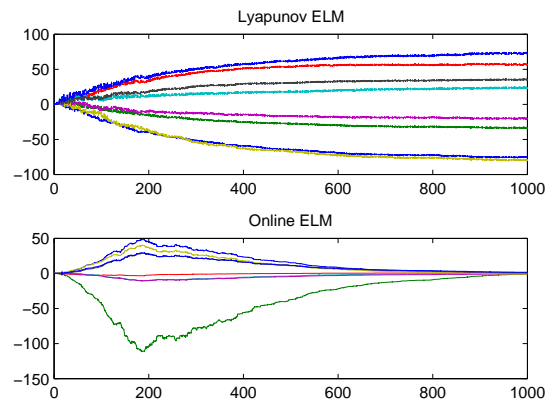


Fig. 7. Parametric Convergence (only few parameters shown) by Lyapunov ELM and Online ELM for DC motor system with gaussian measurement noise.

TABLE I

COMPARISON OF NORMALIZED RMSE OF THE ERROR BETWEEN THE STATES OF THE NONLINEAR SYSTEM AND THE MODELS BY ONLINE ELM AND LYAPUNOV ELM FOR THE DC MOTOR SYSTEM

	Online ELM	Lyapunov ELM
normalized RMSE	0.4635	0.0935
normalized RMSE (with noise)	0.4626	0.0936

TABLE II

COMPARISON OF NORMALIZED RMSE OF THE ERROR BETWEEN THE STATES OF THE NONLINEAR SYSTEM AND THE MODELS BY ONLINE ELM AND LYAPUNOV ELM FOR THE LORENTZ SYSTEM.

	Online ELM	Lyapunov ELM
normalized RMSE	0.2085	0.0652
normalized RMSE (with noise)	0.2424	0.1139

B. Lorentz oscillator

A chaotic dynamic system is a nonlinear deterministic system that displays nonlinear and unpredictable behavior. These systems are very sensitive to initial conditions and systems parameters behavior. One of the ways to represent a chaotic system is using Lorentz system whose dynamic equations are as follows

$$\begin{aligned}\dot{x} &= \sigma(y - x) \\ \dot{y} &= rx - y - xz \\ \dot{z} &= xy - bz\end{aligned}$$

where $\sigma, r, b > 0$ are system parameters. For this simulation, $\sigma=10, r=28$ and $b=8/3$ are considered. It should be noted that there are no excitation input to the system.

The design matrix A is chosen as

$$A = \begin{bmatrix} -60 & 0 & 0 \\ 0 & -60 & 0 \\ 0 & 0 & -120 \end{bmatrix}$$

The number of hidden neurons for ELM model is chosen as 12. Sigmoidal activation function is considered as the input layer activation function. Two cases are compared - with and without gaussian noise at the measurement. The results are summarized in Figures 8-10 for the case without noise and in Figures 11-13 for the case with noise. The results of root mean squared error between the states of the actual and estimated system are compared in Table II.

V. DISCUSSION

It can be observed from the simulation results that the proposed Lyapunov ELM algorithm is suited for nonlinear system identification and has performance better than a sequential learning online ELM algorithm. From Figures 3 and 9, it can be observed that the states of the system and the estimated model converge for both examples. From Figures 4, 10, the convergence of model parameters can be seen but it is not guaranteed that the parameters converge to their true values as the model structure takes a general form and

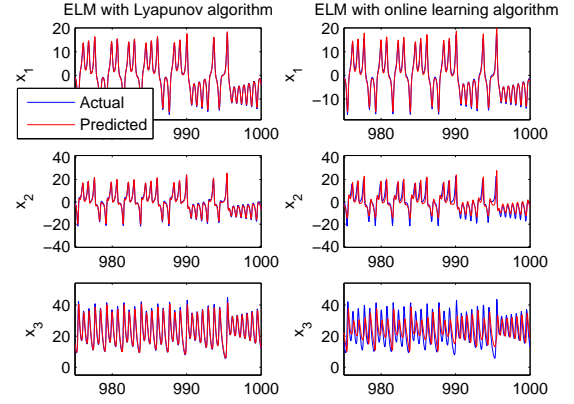


Fig. 8. Comparison of system states of actual and estimated system by Lyapunov ELM and Online ELM for Lorentz system.

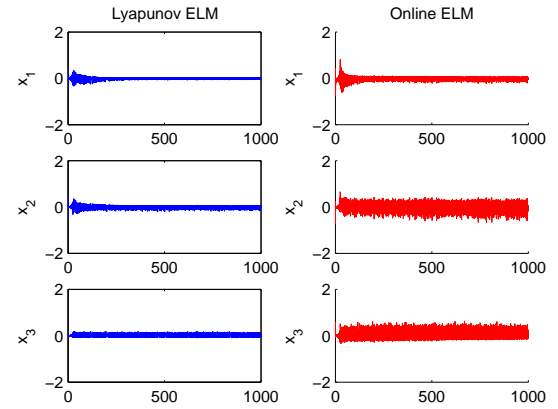


Fig. 9. Convergence of error between the states of actual and estimated system by Lyapunov ELM and Online ELM for Lorentz system.

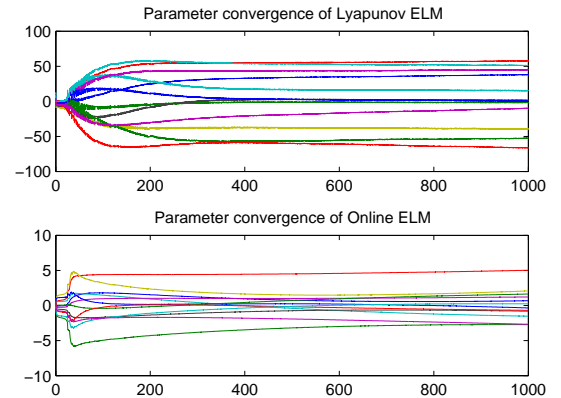


Fig. 10. Parametric Convergence (only few parameters shown) by Lyapunov ELM and Online ELM for Lorentz system.

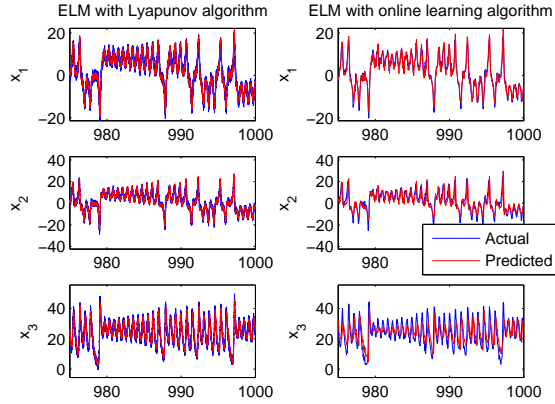


Fig. 11. Comparison of system states of actual and estimated system by Lyapunov ELM and Online ELM for Lorentz system with gaussian measurement noise.

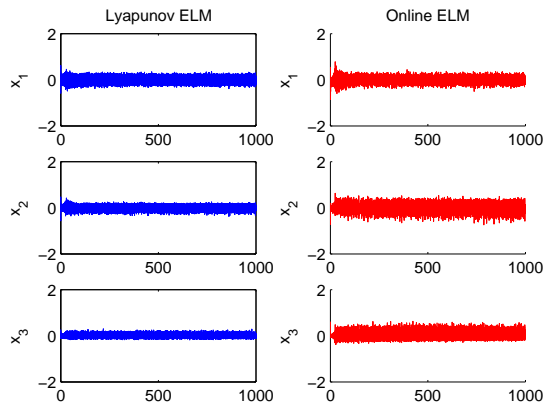


Fig. 12. Convergence of error between the states of actual and estimated system by Lyapunov ELM and Online ELM for Lorentz system with gaussian measurement noise.

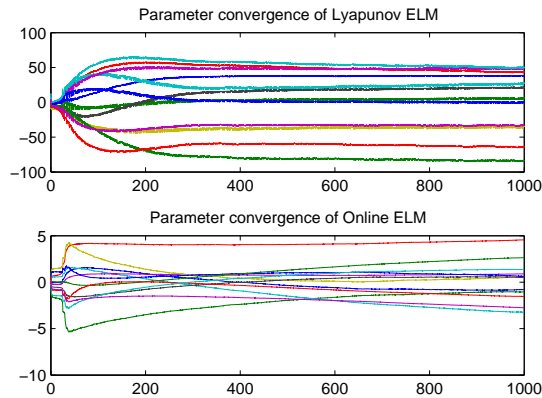


Fig. 13. Parametric Convergence (few parameters shown) by Lyapunov ELM and Online ELM for Lorentz system with gaussian measurement noise.

independent of the actual system. The above are observed for the cases with measurement noise too. It can also be observed from Figures 4 and Figures 7 that parameter convergence may be faster for the Lyapunov ELM case compared to the online ELM algorithm. Also, parameter convergence appears to be monotonic for the Lyapunov ELM case. Finally, from Tables I and II, it can be observed that the Lyapunov ELM outperforms online ELM algorithm and achieves a better accuracy in terms of the estimated states. It should be noted that the design matrix A needs tuning depending on the nature of transient response in prediction. However it is straightforward as an decrease in the magnitude of the eigen values of A results in a faster tracking. This gives additional flexibility and control on the Lyapunov ELM's performance.

VI. CONCLUSIONS

An online system identification algorithm for nonlinear systems has been developed using a Lyapunov approach. The complexity of the proposed algorithm is similar to that of a linear parameter estimation thanks to the random preprocessing step featured by extreme learning machines. The proposed algorithm carries over the simplicity of ELM but performs better than the online version of ELM owing to the stability guarantee of Lyapunov's method. Simulation results on two examples prove the validity of the proposed algorithm. Future Work will focus on application to a complex real world nonlinear dynamic system and study convergence properties.

REFERENCES

- [1] L. Ljung, Ed., *System identification (2nd ed.): theory for the user*. Upper Saddle River, NJ, USA: Prentice Hall PTR, 1999.
- [2] O. Nelles, *Nonlinear System Identification: From Classical Approaches to Neural Networks and Fuzzy Models*, 1st ed. Springer, Dec. 2000.
- [3] K. S. Narendra and K. Parthasarathy, "Identification and control of dynamical systems using neural networks," *IEEE Trans. Neural Networks*, vol. 1, no. 1, pp. 4–27, Mar. 1990. [Online]. Available: <http://dx.doi.org/10.1109/72.80202>
- [4] M. M. Polycarpou and P. A. Ioannou, "Identification and control of nonlinear systems using neural network models: Design and stability analysis," Electrical Engineering Systems Rep, Tech. Rep., 1991.
- [5] G.-B. Huang, Q.-Y. Zhu, and C.-K. Siew, "Extreme learning machine: Theory and applications," *Neurocomputing*, vol. 70, pp. 489–501, 2006.
- [6] G.-B. Huang, H. Zhou, X. Ding, and R. Zhang, "Extreme learning machine for regression and multiclass classification," *IEEE Transactions on Systems, Man, and Cybernetics, Part B*, vol. 42, no. 2, pp. 513–529, 2012.
- [7] N. ying Liang, G. bin Huang, S. Member, P. Saratch, S. Member, and N. Sundararajan, "A fast and accurate online sequential learning algorithm for feedforward networks," *IEEE Trans. Neural Networks*, pp. 1411–1423, 2006.
- [8] L. Yan, N. Sundararajan, and P. Saratchandran, "Nonlinear system identification using lyapunov based fully tuned dynamic rbf networks," *Neural Process. Lett.*, vol. 12, no. 3, pp. 291–303, 2000.
- [9] R. Nowak and B. Van Veen, "Nonlinear system identification with pseudorandom multilevel excitation sequences," in *Acoustics, Speech, and Signal Processing, 1993. ICASSP-93., 1993 IEEE International Conference on*, vol. 4, april 1993, pp. 456–459 vol.4.
- [10] V. N. Vapnik, *The nature of statistical learning theory*. New York, NY, USA: Springer-Verlag New York, Inc., 1995.