

Thermodynamics of a bad metal–Mott insulator transition in the presence of frustration

J. Kokalj* and Ross H. McKenzie

School of Mathematics and Physics, University of Queensland, Brisbane, 4072 Queensland, Australia

(Dated: November 7, 2012)

We study a range of thermodynamic properties (charge susceptibility, specific heat, entropy and spin susceptibility) of the Hubbard model on the anisotropic triangular lattice at half filling by means of the numerical finite-temperature Lanczos method. We observe clear signatures of a metal-Mott insulator transition in the charge susceptibility, and show that the metallic phase is characterized by a small charge susceptibility, large entropy, low coherence temperature, large renormalized quasiparticle mass, and large spin susceptibility. We show that the local magnetic moment in the metallic phase is large and comparable to the local moment in the insulating phase. These are all characteristics of bad metallic behavior. In addition, we show how frustration increases the density of low-lying spin excitations in the Mott insulating phase and decreases longer range spin correlations.

PACS numbers: 71.72.+a, 71.30.+h, 74.25.-q, 74.70.Kn, 75.20.-g

Remarkable observations of a possible spin liquid phase [1] and a new universality class of the metal-insulator transition [2] in organic charge transfer salts, which in addition show unconventional superconductivity [3], have increased interest in these materials. It has been argued that a proper microscopic description of these material can be given with a Hubbard model on the anisotropic triangular lattice at half filling [4]. Parameters of the model for the description of organic charge transfer salts fall into the regime of strong correlations and significant frustration of antiferromagnetic spin interactions. This is the most challenging parameter regime, where analytical approaches become unreliable, and one needs to resort to numerical techniques.

In this Letter we study a range of thermodynamic properties (charge susceptibility, specific heat, entropy and spin susceptibility) of the Hubbard model on the anisotropic triangular lattice at half-filling. The model exhibits a Mott metal-insulator transition (MIT), which can be driven either by interaction strength or by frustration. We argue that the metallic phase has a strongly reduced coherence temperature T_{coh} , below which a Fermi liquid metal with coherent quasiparticle excitations may exist. Above T_{coh} the model is in a bad metallic regime with large local magnetic moments. We show how frustration increases the low temperature specific heat, entropy and spin susceptibility in the insulating phase. Although the charge susceptibility shows definitive signatures of the metal-insulator transition, the specific heat and spin susceptibility do not. Indeed, above T_{coh} there appears to be little difference between the bad metal and the Mott insulator. This is similar to the dynamical mean-field theory (DMFT) picture of the transition [5, 6].

Model. The Hubbard model on the anisotropic triangular lattice has the Hamiltonian

$$H = - \sum_{i,j,\sigma} t_{ij} c_{i,\sigma}^\dagger c_{j,\sigma} + U \sum_i n_{i\uparrow} n_{i\downarrow} - \mu \sum_{i,\sigma} n_{i,\sigma}. \quad (1)$$

The hopping parameters $t_{ij} = t$ for nearest neighbors in two directions of the triangular lattice, while $t_{ij} = t'$ for nearest neighbors in the third direction. $c_{i,\sigma}$ ($c_{i,\sigma}^\dagger$) is a fermionic annihilation (creation) operator for an electron on site i with spin

σ (either \uparrow or \downarrow). $n_{i,\sigma} = c_{i,\sigma}^\dagger c_{i,\sigma}$, U is the on-site Coulomb repulsion, and μ is the chemical potential. Most of our results are presented in units of t , and we use $\hbar = k_B = 1$. We only consider the case of half-filling since this is relevant to several important families of organic charge transfer salts [4].

Numerical method. To calculate thermodynamic properties for the model we use the finite-temperature Lanczos method (FTLM) [7–9]. Within FTLM, the Hamiltonian is effectively diagonalized on a small cluster. We use 16 site clusters with twisted boundary conditions. With FTLM one is essentially capable of obtaining results in the thermodynamic limit for temperatures T above some limiting temperature T_{fs} , below which finite size effects become important. Due to geometrical frustration on the triangular lattice, the spin correlation length is substantially reduced [10], making finite size effects and T_{fs} smaller. Additionally, we apply averaging over twisted boundary conditions [11, 12], which further reduces finite size effects, and allows exact results to be obtained in the thermodynamic limit for $U = 0$ [12]. Our results are obtained with a number of samples over different twisted boundary conditions $N_\theta \gtrsim 32$, while the effect of averaging over random vectors used in the FTLM plays only a minor role. This is due to the large number of many-body states and finite T , and therefore usually one random vector suffices [8, 12]. More details on the calculation of thermodynamic properties with FTLM can be found in the Supplementary Material [13] and Refs. 8 and 12. Recently, it was shown that for the t - J model, the FTLM gives results in agreement with those obtained by a numerical linked-cluster algorithm [14] suggesting that FTLM on small lattices can give results comparable to the thermodynamic limit for strongly correlated metallic phases.

Charge susceptibility. In Fig. 1 we show the temperature dependence of the charge susceptibility $\chi_c \equiv \frac{\partial n}{\partial \mu}$, which is strongly suppressed with increasing U from its non-interacting electron value (calculated for infinite system). This is primarily due to broadening of the density of states over a larger energy range ($W + U$) or due to reduced quasiparticle weight [13]. In addition to this overall decrease of χ_c with increasing U , χ_c becomes further suppressed at low T for higher

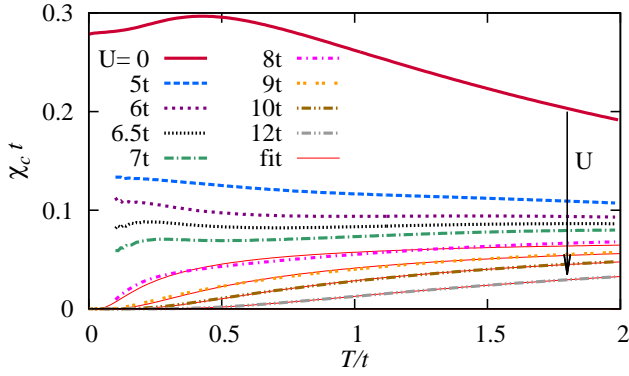


Figure 1. (color online) Signatures of the Mott transition in the temperature dependence of the charge susceptibility χ_c . The figure shows χ_c vs. temperature T for several interaction strengths U and $t' = t$. χ_c decreases with increasing U and is almost independent of temperature in the metallic phase ($U \leq 7t$). In contrast, in the insulating phase ($U \geq 8t$) it is strongly suppressed at low T , with an activated behavior $\chi_c^{(i)} = ae^{-\Delta_c/T}$ (fits shown with thin red lines).

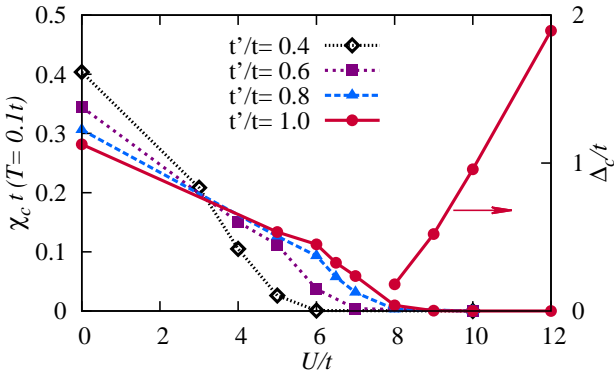


Figure 2. (color online) Signatures of the Mott transition in the charge susceptibility χ_c at $T = 0.1t$ and charge gap Δ_c . Figure shows the reduction in $\chi_c(T = 0.1t)$ with increasing U for several frustrations t'/t and the charge gap Δ_c vs. U for $t' = t$. $\chi_c(T = 0.1t)$ is finite and slowly decreasing with increasing U at smaller values of U ($< U_c$), which corresponds to metallic behavior. At some larger value of $U \sim U_c$, $\chi_c(T = 0.1t)$ becomes strongly suppressed exhibiting a metal-insulator transition (MIT) and is close to zero for larger U ($> U_c$), corresponding to Mott insulating behavior. In this regime a charge gap opens, which increases with increasing U . The figure also shows that the MIT appears at smaller U_c for less frustrated systems (smaller t'/t). This is observed also with the move of Δ_c curves to the left with decreasing t'/t (not shown).

$U > U_c$ due to the MIT and opening of a charge gap Δ_c (see Fig. 2). In the insulating phase, χ_c shows an activated behaviour $\chi_c^{(i)} = ae^{-\Delta_c/T}$, which allows us to extract Δ_c from the T dependence of χ_c . Supplementary material [13] shows a plot of $\ln(\chi_c)$ vs. $1/T$. The simultaneous strong decrease of the low- T χ_c and the opening of Δ_c with increasing U allows us to extract the critical value of the interaction U_c at which the MIT appears.

In Fig. 2 we see that χ_c does not exhibit any sign of diver-

gence for $U \rightarrow U_c$ in the metallic regime ($U < U_c$). This is in contrast to what was observed for a filling-controlled MIT within DMFT [15] and a path-integral renormalization group approach on the square lattice with next-nearest-neighbor hopping [16, 17]. On the other hand, no sign of divergence was observed for filling controlled MIT in an exact diagonalization study on the triangular lattice [18]. This suggests that upon changing from a filling- to bandwidth-controlled transition, dimensionality or frustration can affect the type of Mott MIT. The possibility of different characters of filling- and bandwidth-controlled MIT was pointed out in Ref. 16.

Although our results at finite T do not allow precise determination of the order of the MIT, the linear dependence of Δ_c on U (Fig. 2), which persists down to U quite close to U_c , is in agreement with a V- or Y-shaped metal-insulator boundary in the μ - U plane and therefore also in agreement with the suggested [16, 19] first order transition. However, our results cannot rule out a second order phase transition, as proposed by Senthil [20].

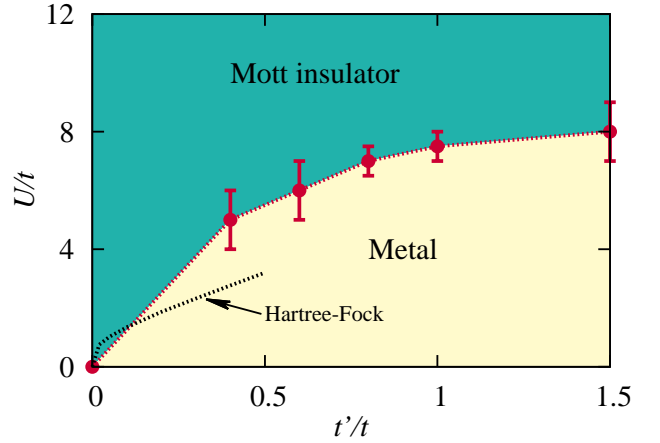


Figure 3. (color online) Zero-temperature phase diagram in the U - t' plane. Red points with error bars show our estimate of the Mott metal-insulator transition (U_c) for various values of frustration t' . Above U_c is a Mott insulating phase and below U_c is a metallic phase. Transition at $t'/t = 0$ corresponds to a square lattice with perfect nesting and appears at $U_c = 0$ [21, 22]. For small t'/t , a superlinear increase of $U_c(t')$ is predicted by the Hartree-Fock approximation (shown with black dotted line).

Phase diagram. In Fig. 3 we show our estimate of the critical interaction strength U_c (for various t'/t) at which the system undergoes a Mott metal-insulator transition. U_c decreases with decreasing frustration t'/t and the MIT can therefore be driven either with increasing interaction strength U or decreasing frustration (t'/t). At $t' = 0$ the model is a nearest-neighbour square lattice Hubbard model with perfect nesting for which $U_c = 0$ [13, 21–23] and going away from perfect nesting with increasing t'/t results within a Hartree-Fock approximation in a superlinear increase of U_c (see Fig. 3).

Our phase diagram is consistent with previous findings by several numerical techniques, e.g., slave bosons and varia-

tional Monte Carlo, while it predicts larger values of U_c than, e.g., path-integral renormalization group, and smaller values of U_c than, e.g., Brinkman-Rice picture and dynamical mean-field theory approaches (see Supp. [13] and Table I therein for more details).

The calculated T -dependence of thermodynamic quantities do not show strong signatures of possible different Mott insulator spin states (antiferromagnetic order for small t'/t [24–27], 120 degree Néel order at higher U [25, 28, 29] for $t'/t \sim 1$ and a possible spin liquid at $U \gtrsim U_c$ for $t'/t \sim 1$ [26–29]). The spin structure factor or discontinuities in the double occupancy [13, 29] would be better indicators [30]. Hence, we don't show possible spin ground states in the phase diagram.

Specific heat and entropy. In Fig. 4 we show how the T -dependence of the specific heat C_V and entropy per site s change with increasing U . In the metallic regime ($U < U_c$), the low- T slope of C_V vs. T and s increases with U . In a Fermi liquid picture this slope increase corresponds to the increased renormalized quasiparticle mass, and we estimate it reaches $m^*/m_b \sim 2.5$ for U close to U_c . m^* is the renormalized quasiparticle mass and m_b is the bare band mass. Comparable enhancements are seen in organic charge transfer salts [31]. Simultaneously with increasing slope, the low- T peak in C_V moves to lower T , resulting in a decreased coherence temperature T_{coh} .

We estimate the coherence temperature T_{coh} as the temperature at which C_V starts to deviate substantially from linearity in T and obtain $T_{\text{coh}} < 0.1t$ for $t' = t$ in the vicinity of the MIT ($U \sim U_c$). This shows the importance of strong correlations, since T_{coh} is much smaller than the estimate of $T_{\text{coh}} \sim 0.4t$ for $U = 0$. Electronic structure calculations based on density-functional theory (DFT) give values of t in the range 50–70 meV for the κ -(BEDT-TTF)₂X family [32–34] and 40–50 meV for the β' -X[Pd(dmit)₂]₂ family [35]. The ratio of t'/t varies between about 0.4 and 1.3 depending on the counterion X. Taking $t \sim 40$ meV we estimate $T_{\text{coh}} < 50$ K, which is in good agreement with experiments [4]. This temperature corresponds to the vanishing of the Drude peak in the optical conductivity [6], maximum in the thermopower vs. temperature [36] or the resistivity becoming comparable to the Mott-Ioffe-Regel limit [37].

At $T > T_{\text{coh}}$ we expect bad metallic behaviour with well formed local moments. This is supported by the entropy showing already in the metallic regime an increase towards the large U result, and furthermore by the large spin susceptibility close to the result for a Heisenberg model (see Fig. 5). With further increase of U and entering into the insulating regime ($U > U_c$), both C_V and s are strongly increased at low T due to well formed local moments and a large density of low lying spin excitations. This is a hallmark of magnetic frustration [10]. Closer examination of C_V reveals that the low- T peak (at $T < 0.1t$) is strongly increased for $U = 10t$ and $12t$, which might be a signature of a transition from a spin liquid state into a Néel order state, in agreement with the findings in Ref. [29]. High- T properties of C_V and its two peak

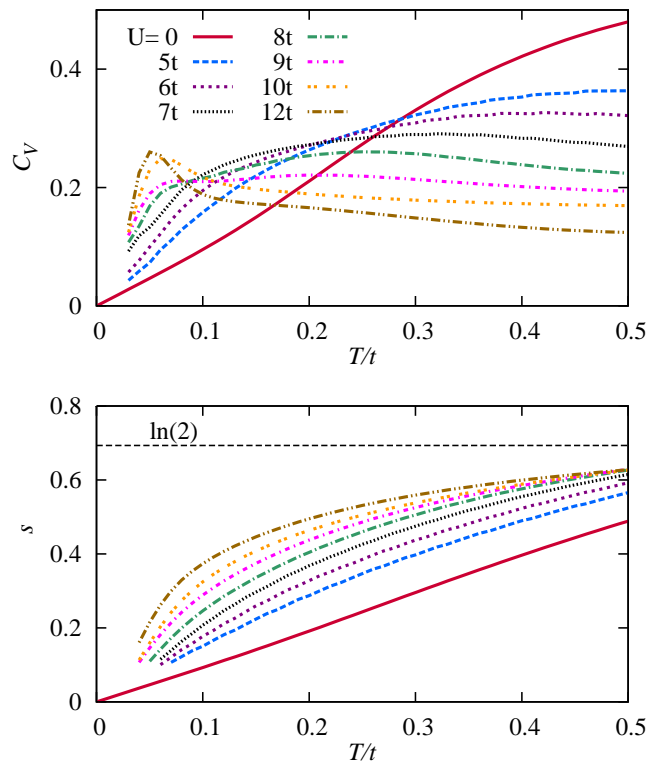


Figure 4. (color online) Specific heat C_V (top) and entropy s (bottom) vs. T for several values of interaction U and for $t' = t$. Top: With increasing U , low- T C_V increases. For $U < U_c$ this increase is due to an increased quasiparticle renormalized mass manifested also in an increased slope of C_V at low T and a decreased coherence temperature T_{coh} . For $U > U_c$, C_V starts to develop a peak at low T due to well-defined low energy spin excitations, while charge excitations are gapped with a large charge gap Δ_c , resulting in a high T peak (not shown here, see Fig. S3 in Supp. [13]). Bottom: A similar increase is seen in the entropy, which for $U > U_c$ starts to approach the value of $\ln(2)$. This is characteristic of the development of $S = 1/2$ local moments. In particular the strong increase of the entropy at low T ($\simeq 0.1t$) and plateauing below $\ln(2)$ for $T > 0.3t$ is in contrast to what is observed for $U = 0$: the entropy steadily increases with T and only tends towards $\ln(2)$ at much higher temperatures. Entropy is increased at low T even for $U \lesssim U_c$, signaling the development of local moments already in the metallic regime for $U \sim U_c$, and therefore the bad metallic behavior.

structure at large U (the low- T peak is due to spin excitations and the high- T peak due to charge excitations) are shown in Fig. S3 of the Supplementary material [13], and for $t' = 0$ were previously discussed in Ref. [12].

Spin susceptibility. In Fig. 5 we show, that the spin susceptibility χ_s is close to the Curie-Weiss (CW) result $\chi_s^{(CW)} = 1/(4(T + T_{CW}))$ for all calculated values of U , in both the metallic and insulating regime close to U_c . The CW result is obtained by a mean field treatment of a Heisenberg model and $T_{CW} = J + J'/2 = 4t^2/U + 2t'^2/U$ [10]. This gives strong support that already for $U \sim U_c$ the local moment is well formed, resulting in increased χ_s and a bad metal behaviour for $U \lesssim U_c$.

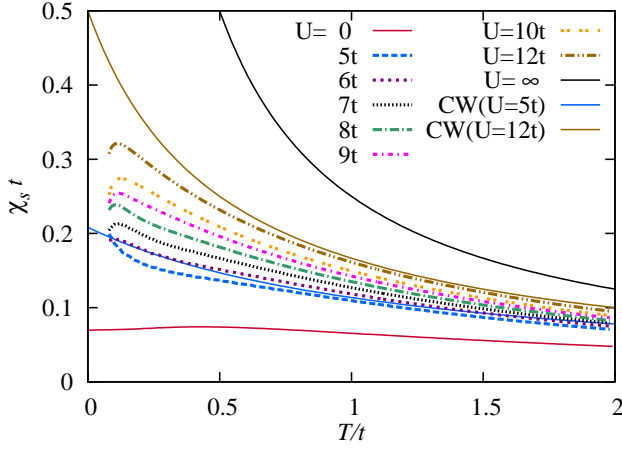


Figure 5. (color online) Spin susceptibility χ_s vs. T for several values of U and $t'/t = 1$. χ_s increases with increasing U towards the Curie law $\chi_s(U = \infty) = 1/(4T)$ or noninteracting spin 1/2 result. For intermediate U , χ_s is close to the Curie-Weiss (CW) law $\chi_s^{(CW)} = 1/4(T + T_{CW})$ with $T_{CW} = J + J'/2$ (shown for $U = 12t$ and $5t$) and therefore the behaviour is close to the mean field result for the Heisenberg model. Deviations of χ_s from the CW result appear at high $T > 1.5t$ due to increased double occupancy and decreased local moment, while at low $T < 0.5t$ deviations occur for $U > U_c$ due to increased longer range correlations. The strong decrease of χ_s at $T < 0.1t$ and $U > U_c$ could also be due to strong increase of spin correlations or the opening of a gap to triplet excitations. χ_s is close to the CW result even in the metallic regime for $U \lesssim U_c$ and it does not show the weak T dependence characteristic of a Pauli susceptibility found in Fermi liquids, consistent with our estimate $T_{coh} < 0.1t$. These results suggest well formed local moments with short-range antiferromagnetic correlations and bad-metallic behavior. Unlike the charge susceptibility χ_c the spin susceptibility χ_s does not show any signature of the metal-insulator transition.

Agreement with the CW behaviour supports the picture of a bad metal with short range antiferromagnetic correlations, while longer range correlations may suppress χ_s below CW at quite low T . Correlations start to develop below $0.5t$ and become stronger for $T < 0.1t$. Alternatively, the suppression of χ_s for $T < 0.1t$ might occur due to a spin gap to triplet excitations. Such suppression of longer range spin correlations is due to magnetic frustration [10].

Even in the metallic phase we observe a suppressed χ_s at low T (see Fig. S7 in Supp. [13]). A similar suppression has been observed in the T dependence of the NMR Knight shift in some organic charge transfer salts [38]. It has been argued that this suppression together with a similar suppression in the NMR relaxation time $1/T_1T$ [38–40] is a signature of a pseudogap. We further discuss this issue in the Supp. [13].

In Fig. 6 we show how frustration affects the low- T properties of the insulating phase ($U > U_c$). Frustration strongly increases the density of low-lying spin excitations, which results in a dramatic increase of C_V and s at low T . Furthermore, χ_s is also increased at low T due to suppression of longer range correlations and its peak moves to lower T . This is in agree-

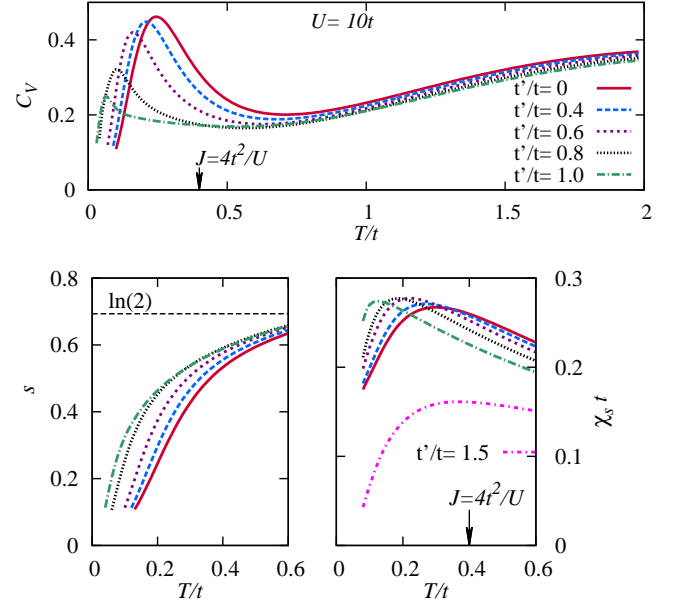


Figure 6. (color online) Effect of frustration (t'/t) on thermodynamic properties in the Mott insulating phase. Here we show the temperature dependence of the specific heat C_V (top), entropy s (bottom left) and spin susceptibility χ_s (bottom right) for $U = 10t > U_c$ and several values of t'/t . With increasing frustration (t'/t) the low energy density of states is strongly increased as seen in the strong increase of C_V and s at $T < 0.4t$. These states are low energy spin excitations which can be seen in increasing of s towards $\ln 2$ (free spin result) and increased low- T χ_s . Dramatic shift of the peak in C_V and χ_s towards lower T with increasing frustration can be attributed to decreased spin correlations. This and the increased density of low energy spin excitations is a hallmark of magnetic frustration [10]. Increasing t'/t beyond 1 starts to reduce the frustration and the peak in χ_s again moves to higher T (shown for $t'/t = 1.5$).

ment with series expansion results [10] for the corresponding Heisenberg models. Such dramatic increase of the low- T C_V , s and χ_s is a hallmark of magnetic frustration. In the bottom-right of Fig. 6 we also show, how with increasing t' beyond t and subsequently decreased geometric frustration, the peak in χ_s moves to higher T again.

In conclusion, we have considered the thermodynamic properties of a Mott MIT, which can be driven either by interactions (U/t) or geometric frustration (t'/t). We have shown that the metallic phase near the MIT is characterized by a small charge susceptibility, large quasiparticle renormalization, a reduced coherence temperature $T_{coh} \sim 0.1t$, large entropy, and large spin susceptibility. This is in agreement with experiments on organic charge transfer salts [4]. We have argued that the large entropy is due to a large local fluctuating magnetic moment, which leads to bad metallic behaviour above T_{coh} . Furthermore, we have shown how frustration increases the density of low energy spin excitations and reduces the range of antiferromagnetic spin correlations in the insulating phase.

We acknowledge helpful discussions with R.R.P. Singh,

B.J. Powell, J. Bonča, A.R. Wright and especially with P. Prelovšek, to whom we thank also for providing some of the codes we used. We also thank J. Stefan Institute, where most of the computations were performed. This work was supported by an ARC Discovery Project grant (Project No. DP1094395).

* j.kokalj@uq.edu.au; on leave from J. Stefan Institute, Ljubljana, Slovenia

- [1] Y. Shimizu, K. Miyagawa, K. Kanoda, M. Maesato, G. Saito, *Phys. Rev. Lett.* **91**, 107001 (2003).
- [2] F. Kagawa, K. Miyagawa, K. Kanoda, *Nature* **436**, 534 (2005).
- [3] Y. Shimizu, H. Kasahara, T. Furuta, K. Miyagawa, K. Kanoda, M. Maesato, G. Saito, *Phys. Rev. B* **81**, 224508 (2010).
- [4] B.J. Powell, R.H. McKenzie, *Rep. Prog. Phys.* **74**, 056501 (2011).
- [5] A. Georges, G. Kotliar, W. Krauth, M.J. Rozenberg, *Rev. Mod. Phys.* **68**, 13 (1996).
- [6] J. Merino, M. Dumm, N. Drichko, M. Dressel, R.H. McKenzie, *Phys. Rev. Lett.* **100**, 086404 (2008).
- [7] J. Jaklič, P. Prelovšek, *Phys. Rev. B* **49**, 5065 (1994).
- [8] J. Jaklič, P. Prelovšek, *Adv. Phys.* **49**, 1 (2000).
- [9] P. Prelovšek, J. Bonča, arXiv:1111.5931 (2011), to appear in *Springer Series: Numerical Methods for Strongly Correlated Systems* (2013) edited by A. Avella and F. Mancini.
- [10] W. Zheng, R.R.P. Singh, R.H. McKenzie, R. Coldea, *Phys. Rev. B* **71**, 134422 (2005).
- [11] D. Poilblanc, *Phys. Rev. B* **44**, 9562 (1991).
- [12] J. Bonča, P. Prelovšek, *Phys. Rev. B* **67**, 085103 (2003).
- [13] See Supplemental Material for more details.
- [14] M. Rigol, T. Bryant, R.R.P. Singh, *Phys. Rev. E* **75**, 061119 (2007).
- [15] G. Kotliar, S. Murthy, M.J. Rozenberg, *Phys. Rev. Lett.* **89**, 046401 (2002).
- [16] S. Watanabe, M. Imada, *J. Phys. Soc. Jpn.* **73**, 1251 (2004).
- [17] N. Furukawa, M. Imada, *J. Phys. Soc. Jpn.* **62**, 2557 (1993).
- [18] T. Tohyama, *Phys. Rev. B* **74**, 113108 (2006).
- [19] S. Watanabe, M. Imada, *J. Phys. Soc. Jpn.* **73**, 3341 (2004).
- [20] T. Senthil, *Phys. Rev. B* **78**, 045109 (2008).
- [21] J.E. Hirsch, *Phys. Rev. B* **31**, 4403 (1985).
- [22] H.Q. Lin, J.E. Hirsch, *Phys. Rev. B* **35**, 3359 (1987).
- [23] T. Mizusaki, M. Imada, *Phys. Rev. B* **74**, 014421 (2006).
- [24] T. Koretsune, Y. Motome, A. Furusaki, *J. Phys. Soc. Jpn.* **76**, 074719 (2007).
- [25] T. Watanabe, H. Yokoyama, Y. Tanaka, J. Inoue, *Phys. Rev. B* **77**, 214505 (2008).
- [26] R.T. Clay, H. Li, S. Mazumdar, *Phys. Rev. Lett.* **101**, 166403 (2008).
- [27] H. Morita, S. Watanabe, M. Imada, *J. Phys. Soc. Jpn.* **71**, 2109 (2002).
- [28] P. Sahebsara, D. Sénéchal, *Phys. Rev. Lett.* **100**, 136402 (2008).
- [29] H.Y. Yang, A.M. Läuchli, F. Mila, K.P. Schmidt, *Phys. Rev. Lett.* **105**, 267204 (2010).
- [30] Calculation of static quantities such as the spin structure factor and double occupancy requires evaluation of the expectation values of operators that do not commute with the Hamiltonian, in contrast with the thermodynamic quantities that we consider here [12]. They are therefore more computationally demanding and out of the scope of the present work.
- [31] J. Merino, R.H. McKenzie, *Phys. Rev. B* **62**, 2416 (2000).
- [32] H.C. Kandpal, I. Opahle, Y.Z. Zhang, H.O. Jeschke, R. Valentí, *Phys. Rev. Lett.* **103**, 067004 (2009).
- [33] K. Nakamura, Y. Yoshimoto, T. Kosugi, R. Arita, M. Imada, *J. Phys. Soc. Jpn.* **78**, 083710 (2009).
- [34] H.O. Jeschke, M. de Souza, R. Valentí, R.S. Manna, M. Lang, J.A. Schlueter, *Phys. Rev. B* **85**, 035125 (2012).
- [35] E.P. Scriven, B.J. Powell, *Phys. Rev. Lett.* **109**, 097206 (2012).
- [36] R.C. Yu, J.M. Williams, H.H. Wang, J.E. Thompson, A.M. Kini, K.D. Carlson, J. Ren, M.H. Whangbo, P.M. Chaikin, *Phys. Rev. B* **44**, 6932 (1991).
- [37] S. Milbradt, A.A. Bardin, C.J.S. Truncik, W.A. Huttema, P.L. Burn, S.C. Lo, B.J. Powell, D.M. Broun, arXiv:1210.6405 (2012).
- [38] S.M. De Soto, C.P. Slichter, A.M. Kini, H.H. Wang, U. Geiser, J.M. Williams, *Phys. Rev. B* **52**, 10364 (1995).
- [39] B.J. Powell, E. Yusuf, R.H. McKenzie, *Phys. Rev. B* **80**, 054505 (2009).
- [40] K. Kanoda, *J. Phys. Soc. Jpn.* **75**, 051007 (2006).

Supplementary Material for “Thermodynamics of a bad metal–Mott insulator transition in the presence of frustration”

J. Kokalj* and Ross H. McKenzie

School of Mathematics and Physics, University of Queensland, Brisbane, 4072 Queensland, Australia

(Dated: November 7, 2012)

FINITE TEMPERATURE LANCZOS METHOD

In this section we present in more detail the finite temperature Lanczos method (FTLM) [1, 2] and values of some of the parameters used. In particular, we focus on the accuracy of the method, for which several parameters need to be considered. These are the number of Lanczos states M , the number of samples over starting random vectors R , and the system size N .

The number of Lanczos states M used in our calculation varied from 50 to 100, which is orders of magnitude smaller than the number of basis states of a 16 site cluster (in which the Lanczos states are written). Such M s are sufficient for obtaining convergence of the result. The ground state converges within such M as well as finite T properties. This can be traced back to the fact that moments up to the order of M are exact for a state of interest (see eq. 3.18 and corresponding text in Ref. [1]). Thermodynamics is only weakly dependent on M as can be seen in top Fig. 3 in Ref. [1], where already $M = 5$ and 20 gave quite accurate results. When dealing with dynamics and spectral properties, M limits the frequency resolution and usually larger values of M are employed (Fig. 4 and 5 in Ref. [1]).

In contrast to the zero T Lanczos method, one employs within FTLM averaging over random vectors in order to calculate finite T properties. This is most nicely described and justified in section 3.5 in Ref. [1]. It is shown that the relative statistical error is of the order of

$$\frac{\delta X}{X} \sim \mathcal{O}\left(\frac{1}{\sqrt{RZ}}\right), \quad (\text{S1})$$

where R is the number of random vectors used and

$$Z = \text{Tr} \exp(-\beta(H - E_0)). \quad (\text{S2})$$

Z is the thermodynamic sum normalized by $\exp(-\beta E_0)$, where E_0 is the ground state energy. Therefore the error is very small for large Z , which can appear either at high T or for larger systems. Using larger systems with larger Z reduces the error as well as finite T , since Z can strongly (e.g. exponentially) increase with increasing T . Errors usually become larger at low T , where one would need to employ a large R to reduce the error. In our case averaging over random vectors was in combination with averaging over twisted boundary conditions with 32 or more samples. Also, as shown in Fig. 6, frustration increases the density of states and entropy at low T and helps improve accuracy in this respect. Some dependence on R can be found in the bottom panel of Fig. 3

in Ref. [1], where a system with smaller Hilbert space (and therefore smaller Z) was used. Therefore the most computationally demanding regime within FTLM is low T , which can be made less demanding by improvements suggested with the low temperature Lanczos method (LTLM) [3].

More challenging are the finite size effects, which are largest at $T = 0$ (potentially long correlation lengths), but become smaller with increasing T , since correlation lengths decrease with increasing T . In Ref. [1] (section 3.7) it is argued, that finite size effects are small for T above T_{fs} , at which Z reaches a certain value (~ 30). At such an elevated T , system size (N) dependence of the results becomes small and one essentially obtains a result close to the result for an infinite system. We show some system size dependence in Figs. S1 and S2. Frustration (present in our model) reduces the spin correlation length and also reduces the relevant energy scales (for example see Fig. 6), which makes T_{fs} smaller. Further reduction of the finite size effects can be obtained with averaging over twisted boundary conditions [4, 5] (Fig. S1).

To shortly summarize the above discussion one can use the approximation for (S2)

$$Z(T) \sim \exp[Ns(T)], \quad (\text{S3})$$

where N is the number of sites and $s(T)$ is the entropy per site. From this we see, that at fixed (low) temperature $s(T)$ is significantly increased by the interactions (Fig. 4) and the frustration (Fig. 6) and so this (i) reduces finite size effects, (ii) extends to lower temperatures the regime of reliability of the numerical method, and (iii) reduces the statistical noise. Thus, the numerical method is most reliable in the parameter regime of greatest physical interest: strong interactions and large frustration.

TESTING THE NUMERICAL METHOD

In Fig. S1 we show how averaging over twisted boundary conditions improves results and makes the finite size effects smaller. In Fig. S2 we show the system size dependence of the specific heat C_V .

FURTHER DISCUSSION OF χ_c

At zero temperature and for $U = 0$, $\chi_c = 2N_0(\mu)$, where $N_0(\mu)$ is the non-interacting electron density of states. In Fig. 1, χ_s for the non-interacting electron case ($U = 0$) shows a peak at $T \sim 0.4t$ due to the van Hove singularity.

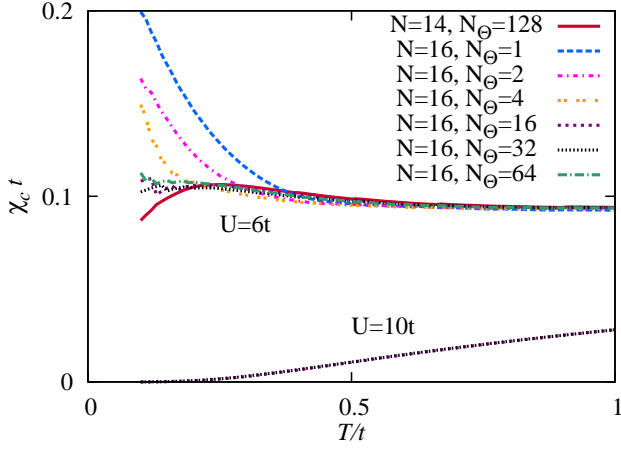


Figure S1. (color online) Averaging over twisted boundary conditions reduces finite size effects. The temperature dependence of the charge susceptibility is shown for different numbers of samples over boundary conditions N_θ for $U = 6t$ and $10t$. For $U = 6t$ and $N_\theta = 1$ and system size $N = 16$, χ_s shows a strong increase for $T < 0.4t$, which is a finite size effect. For example, $N = 14$ results for large N_θ shows no such increase and actually shows suppression for $T < 0.2t$. With increasing N_θ , χ_c for $N = 16$ no longer shows strong increase at low T and becomes only weakly T dependent as expected for a metal and is therefore closer to the result in the thermodynamic limit. Changes of χ_c with larger N_θ are small in the insulating phase ($U = 10t$), which can be traced back to the vanishing of the Drude weight, since the Drude weight can be calculated with the derivative of the energy with respect to the twisted boundary phase θ [6–8].

χ_c decreases with increasing U , which is most apparent at high T ($\sim 2t$) due to spreading of the density of states over the larger energy interval of $W + U$ or i.e. over a larger chemical potential interval. Here W is a bare band width. The chemical potential interval $[\mu(n=0), \mu(n=2)]$ in which density of electrons changes from $n=0$ to $n=2$ can be determined exactly. $\mu(n=0) = E_0(1) - E_0(0) = \epsilon_k^{min}$, where $E_0(N_e)$ is the ground state energy of a system with N_e electrons and ϵ_k^{min} is the energy at the minimum of the bare band. Similarly, $\mu(n=2) = E_0(2N) - E_0(2N-1)$, where N is the system size, $E_0(2N) = NU$ and $E_0(2N-1) = NU - \epsilon_k^{max} - U$. $E_0(2N-1)$ can be easily calculated with the particle-hole transformation $c_{i,\sigma} \leftrightarrow c_{i,\sigma}^\dagger$, resulting in the Hamiltonian with $t_{ij} \rightarrow -t_{ij}$ and an extra term $U(N - N_e)$ [9] and for $E_0(2N-1)$ only one particle state needs to be considered. $\mu(n=2) = \epsilon_k^{max} + U$. Therefore the interval of the chemical potential in which n rises from 0 to 2 is increased by U to $W + U$, resulting in on average decreased $\chi_c = \frac{\partial n}{\partial \mu}$. At low T and metallic regime, χ_c can be related to the quasiparticle weight z , which is discussed in the next section, while at high T , $\chi_c(T \gg W) = 1/(2T)$.

In Fig. S3 we show $\ln(\chi_c)$ vs. $1/T$, which makes the opening of the charge gap Δ_c in the insulating phase clearly seen. Whether linearity of $\Delta_c(U)$ extends all the way to U_c or $\Delta_c = 0$ cannot be concluded from our FTLM results, since

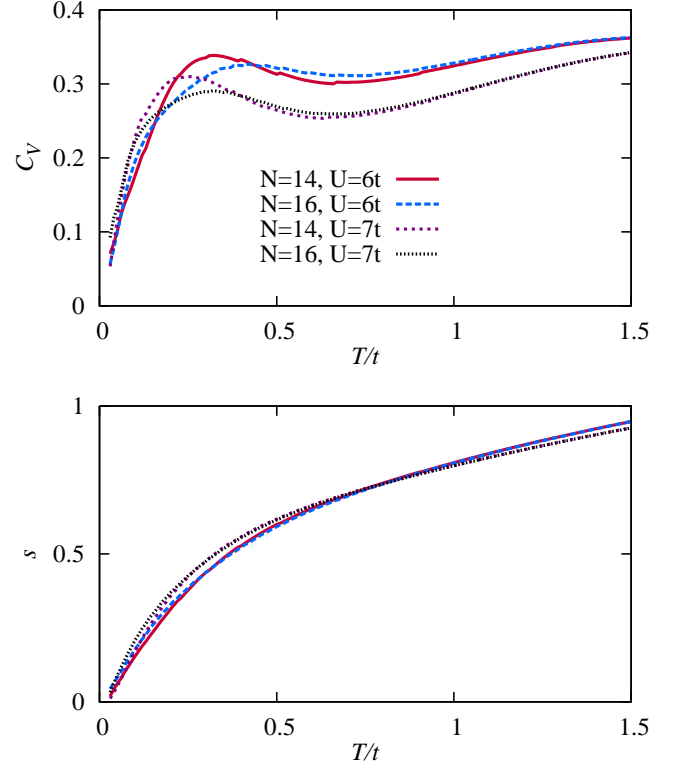


Figure S2. (color online) System size dependence of the specific heat C_V and entropy s . For systems with $N \sim 16$, C_V shows only small quantitative changes with system size at intermediate T ($\sim 0.3t$), while at high- and low- T shows only weak dependence on the system size.

small gaps affecting low temperatures cannot be reliably extracted due to the finite size effects. Our result of the opening of Δ_c linearly with increasing U is also consistent with $T = 0$ exact diagonalization results in Ref. 10. Although their values of Δ_c are larger than ours by approximately $0.3t$, they show a trend towards our values with increasing system size. An approximately linear in U opening of the gap was also found for a Hubbard model on a square lattice with next nearest neighbor hopping $t'/t = 0.2$ using the grand-canonical path-integral renormalization group [11].

QUASIPARTICLE RENORMALIZATION AND CHARGE SUSCEPTIBILITY

Here we consider the effect of a quasiparticle renormalization on the charge susceptibility within a simple model and show that for a simple Fermi liquid, χ_c is proportional to a quasiparticle weight z . This is in contrast to what is naively expected from the increased low energy density of states due to increased renormalization or quasiparticle energies ($\epsilon_k \rightarrow z\epsilon_k$), e.g. $\chi_c \propto 1/z$.

The density of electrons n in a system with N sites can be

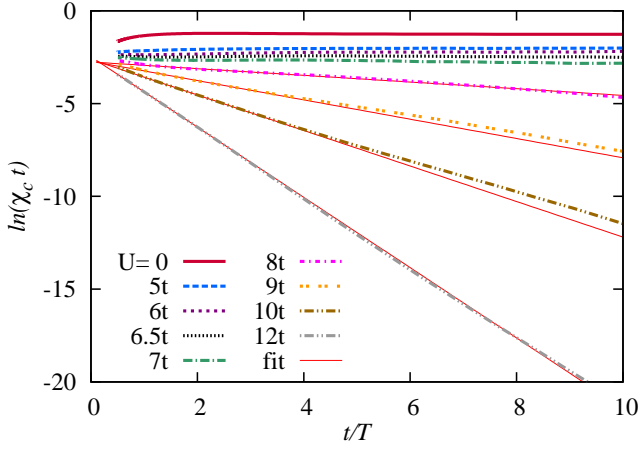


Figure S3. (color online) Arrhenius plot of $\ln(\chi_c)$ vs. $1/T$ for several interaction strengths U and $t' = t$. In the insulating phase the activated behaviour is linearized in this plot, $\ln(\chi_c) = \ln(a) - \Delta_c \frac{1}{T}$, with the slope of the curves given by $-\Delta_c$. This makes the opening of the charge gap Δ_c nicely seen as increased negative slope of the curves.

calculated as

$$n = \frac{2}{N} \sum_k n_k. \quad (S4)$$

The factor 2 is due to spin, while n_k can be obtained from the spectral function or imaginary part of the retarded Green's function,

$$n_k = -\frac{1}{\pi} \int d\omega f(\omega) \text{Im} \frac{1}{\omega + \mu - \epsilon_k - \Sigma_k(\omega)}. \quad (S5)$$

$f(\omega)$ is a Fermi-Dirac distribution function, $f(\omega) = 1/(e^{\beta\omega} + 1)$, ϵ_k is a bare-band dispersion, μ is a chemical potential, and $\Sigma_k(\omega)$ is a self-energy. Using the definition of the charge susceptibility $\chi_c = \frac{\partial n}{\partial \mu}$ one can write

$$\chi_c = \frac{2}{N} \sum_k \frac{\partial n_k}{\partial \mu}. \quad (S6)$$

Furthermore, $\frac{\partial n_k}{\partial \mu}$ can be expressed in terms of the real $\Sigma'_k(\omega)$ and imaginary $\Sigma''_k(\omega)$ parts of the self-energy,

$$\frac{\partial n_k}{\partial \mu} = \frac{2}{\pi} \int d\omega \frac{f(\omega) \Sigma''_k(\omega) (\omega + \mu - \epsilon_k - \Sigma'_k(\omega))}{[(\omega + \mu - \epsilon_k - \Sigma'_k(\omega))^2 + (\Sigma''_k(\omega))^2]}. \quad (S7)$$

Here we have assumed that the self-energy has no dependence on μ . Since we are interested mostly on effects of renormalization on χ_c within the quasiparticle picture we also use the following approximations. We approximate $\Sigma'_k(\omega) = \partial_\omega \Sigma'(\omega)|_{\omega=0}$, which leads to

$$\omega + \mu - \epsilon_k - \Sigma'_k(\omega) \sim \frac{\omega}{z} + \mu - \epsilon_k, \quad (S8)$$

where $z \equiv 1/(1 - \partial_\omega \Sigma'(\omega)|_{\omega=0})$ and assume $\Sigma''_k(\omega) \sim \Sigma''$ or, with other words, we neglect the ω and k dependence of

$\Sigma''_k(\omega)$ close to the quasiparticle peak. With this approximations we can perform the integral in Eq. (S7) in the $T \rightarrow 0$ limit.

$$\frac{\partial n_k}{\partial \mu}(T \rightarrow 0) = z \frac{1}{\pi} \frac{-\Sigma''}{(\epsilon_k - \mu)^2 + \Sigma''^2}. \quad (S9)$$

In a quasiparticle picture we assume $|\Sigma''| \ll |\epsilon_k - \mu|$, which is satisfied in the most relevant regime close to the Fermi surface and leads to the approximation

$$\frac{\partial n_k}{\partial \mu}(T \rightarrow 0) \sim z \delta(\epsilon_k - \mu). \quad (S10)$$

The effect of quasiparticle renormalization on χ_c now becomes clear,

$$\chi_c(T \rightarrow 0) = \frac{2}{N} \sum_k z \delta(\epsilon_k - \mu) \sim z \chi_c^0, \quad (S11)$$

where $\chi_c^0 = 2N_0(\mu)$ is the bare charge susceptibility. Charge susceptibility is due to quasiparticle renormalization reduced from its non-interacting value by a quasiparticle weight z .

This simple model shows that due to interactions and quasiparticle renormalization χ_c is reduced by a factor z , which is what we qualitatively observe in our numerical results (Figs. 1 and 2 in the main text) where we assume that at low temperatures $C_V \sim T/z$. This is in agreement with DMFT results [12], but conflicts with a claim in Ref. [13], where they suggest that both χ_c and the specific heat coefficient γ should be proportional to $1/z$. This simple model and our results are consistent with $\chi_c \propto z$ and $\gamma \propto 1/z$.

The divergence of χ_c with approaching a Mott insulator by reduced filling [13–15] can not be captured with this simple model, and might be due to strong dependence of the self-energy on μ and/or breakdown of a quasiparticle picture.

FURTHER DISCUSSION OF THE PHASE DIAGRAM

Deviations from perfect nesting and $t'/t = 0$ results in a strong exponential or superlinear increase of U_c . In Ref. [16], this was observed by shifting the chemical potential and the dependence of the critical chemical potential μ_c on U is given by $\mu_c \sim \sqrt{tU} \exp(-2\pi\sqrt{t/U})$. Furthermore, strong increase of U_c with increasing next nearest neighbor hopping in the square lattice was also observed within a Hartree-Fock approach [17] and a similar result is obtained for small t'/t on the anisotropic triangular lattice as is shown in Fig. 3 with black dotted line.

Describing the behaviour of $U_c(t')$ at small t' seems more challenging, since Hartree-Fock approximation gives a superlinear increase of U_c with t' [17], exact diagonalization [18] and VMC [15] suggest a linear increase, while cellular DMFT [19] result seems to be more consistent with quadratic- t' dependence.

In Table I we compare critical values of U_c for MIT as obtained by different methods. DMFT denotes dynamical mean-field theory.

Table I. Comparison of the critical interaction strength U_c for a MIT at $t' = t$ as estimated by different methods.

Method	U_c/t	Reference
Slave rotors	5.14	[20]
Path-integral renormalization group	5.2	[21]
Hartree-Fock	5.27	[22]
Strong coupling expansion	6.7	[23]
Variational cluster approximation	6.7	[24]
Exact diagonalization for $T = 0$ ($N = 16$)	7	[18]
Slave boson with magnetic order	7.23, 7.68	[25, 26]
FTLM	7.5 ± 0.5	this work
Variational Monte Carlo	7.65 ± 0.05	[27]
Cellular DMFT	8.5, 10.5	[19, 28]
Cluster DMFT	9.2-9.6	[29, 30]
DMFT	12-15	[31, 32]
Exact diagonalization for $T = 0$ ($N = 12$)	12	[26]
Resonating-valence-bond theory	12.4	[33]
Brinkman-Rice	15.8	[26]

C_V AT HIGHER T

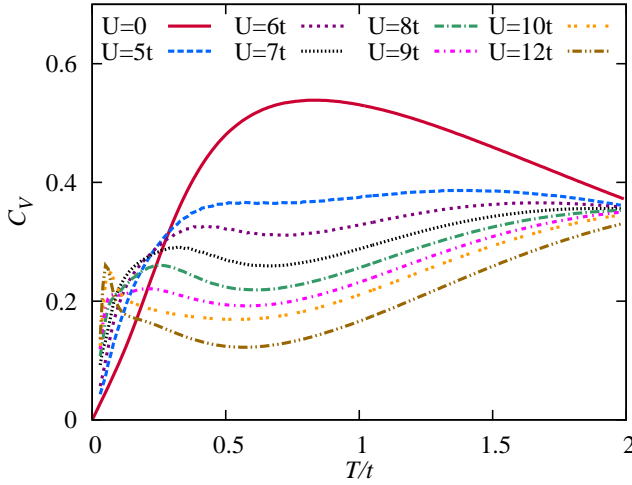


Figure S4. (color online) Specific heat C_V vs. T for several values of interaction U and for $t' = t$. With increasing U , C_V develops two peaks, one at low T , which is at large $U > U_c$ due to spin excitations, and one at high T corresponding to charge excitations across the charge gap to the upper Hubbard band.

For $U \sim U_c$, C_V already starts to develop a two peak structure (see Fig. S4), which is most pronounced for U deep in the insulating regime ($U \sim 12t > U_c$). The low T peak corresponds to spin excitations as was already observed for a Hubbard model on a square lattice [5], where the low- T peak appeared at $T \sim J$ and for large U can be captured with the

Heisenberg model. In our case the peak is moved to lower T ($< J$) due to frustration. The high- T peak corresponds to charge excitations across the charge gap Δ_c into the upper Hubbard band.

DOUBLE OCCUPANCY AND LOCAL MAGNETIC MOMENT

The double occupancy D can be calculated with the use of the free energy F defined by

$$e^{-\beta F} = \text{Tr} e^{-\beta H}. \quad (\text{S12})$$

Usually one evaluates D by taking the derivative of F with respect to U at fixed chemical potential μ . On the other hand, we are dealing with a fixed number of particles or fixed filling and therefore in our case μ changes with U . Taking this into account, one gets

$$D = \langle n_{i,\uparrow} n_{i,\downarrow} \rangle = \frac{1}{N} \left(\frac{\partial F}{\partial U} \Big|_{N_e} + N_e \frac{\partial \mu}{\partial U} \Big|_{N_e} \right). \quad (\text{S13})$$

Therefore, D is calculated from the derivative of F with respect to U at fixed number of electrons N_e , and one needs to add a term due to the change of chemical potential with U at fixed N_e . N is a number of sites in the system. Our calculation of D serves only as a rough estimate, since we take numerical derivatives of F and μ for quite large $\Delta U \sim t$. This does not allow for a precise determination of D , and smooths out any sharp features of D as a function of U .

In Fig. S6 we show the calculated U dependence of a local moment $\langle s_z^2 \rangle$, which shows a smooth behaviour without any substantial change near U_c . This supports the picture of a large local moment, with values close to the strong coupling (Heisenberg) limit even in the metallic phase. Our results do not show the behavior of a local moment predicted with the Hartree-Fock or Slater approximation, where the local moment is a constant with the non-interacting value for $U < U_c$, and increases slowly with increasing U for $U > U_c$. In this approximation the MIT is driven by antiferromagnetism, while our results are consistent with the MIT driven by Mott physics. Our results are also in contrast with the Brinkman-Rice picture [34], which predicts that the local moment increases linearly with increasing U for $U < U_c \sim 15.8t$, fully develops ($4\langle s_z^2 \rangle = 1$) at $U = U_c$ and stays constant for $U > U_c$.

The agreement with the strong coupling result seems surprisingly good for U close to U_c , which suggests that the Heisenberg model gives a good approximation also in the regime $U \gtrsim U_c$ and that higher order terms do not play a crucial role. This appears in contrast with results in Ref. 23, where they observed that higher order terms are actually responsible for the transition between Néel ordered and spin liquid phase. However, our results are for finite T where the small differences in the ground state energies are not that important, and also the change of D at the transition was ob-

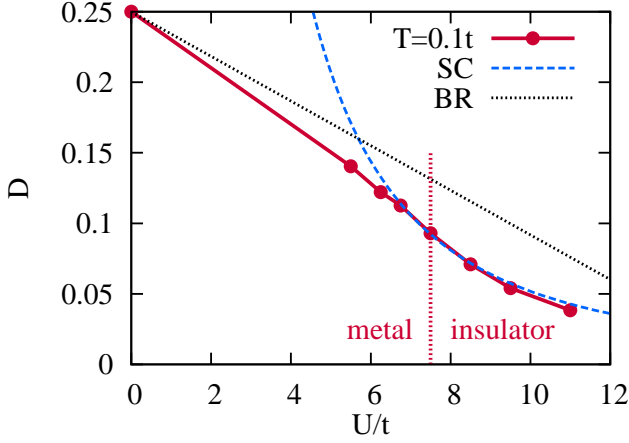


Figure S5. (color online) Double occupancy D vs. interaction strength U for $t' = t$ and $T = 0.1t$. D decreases with increasing U as expected. For small $U < U_c$, D shows linear decrease with increasing U , which is predicted with the Brinkman-Rice (BR) picture [34] ($D^{(BR)} = (1 - U/U_c^{(BR)})/4$). However, the BR picture predicts too large a $U_c^{(BR)} \sim 15.8t$ [26, 34]. Close to U_c , D is more strongly suppressed and starts to exhibit strong coupling (SC) [9, 35] or Heisenberg behaviour in which double occupancy is given by [35] $D^{(SC)} = (2t^2/U^2) \sum_{\delta} (1/4 - \langle \mathbf{S}_i \cdot \mathbf{S}_{i+\delta} \rangle)$. The sum over δ goes over all 6 nearest neighbours and the strong coupling result is shown for $\langle \mathbf{S}_i \cdot \mathbf{S}_{i+\delta} \rangle \sim -0.182$ [36]. This estimate of spin correlation is evaluated within Heisenberg model and is valid for $U > U_c$, where it shows only a weak dependence on t/U [9]. The agreement of the calculated D and the SC result is surprisingly good in the regime shown in the figure ($U \gtrsim U_c$). The small value of $D \sim 0.1$ close to U_c corresponds to only every tenth site being doubly occupied, which results in a large local moment and strong spin response manifested in large χ_s . We note that in Ref. 23 a small discontinuity (~ 0.01) in D was observed at $U \simeq 10t$ and attributed to a first-order transition from a spin liquid ($6t < U < 10t$) to a Néel antiferromagnet with 120 degree spiral order ($U > 10t$). Our results do not have sufficient resolution to detect such a transition.

served to be only a few percent [23]. Furthermore, we estimate D by numerically differentiating the free energy over U with $\Delta U \sim t$, which further smooths the U -dependence of D .

PSEUDOGAP

An important question is whether a pseudogap is present in the metallic phase close to the Mott insulator [38]. Signatures of such a pseudogap are seen in NMR experiments on κ -(BEDT-TTF)₂Cu[N(CN)₂]Br [37, 39]. The Knight shift, which is proportional to the spin susceptibility χ_s , decreases by about 40% as the temperature is lowered from about 50 K to 10 K. The NMR relaxation rate $1/T_1T$ increases with decreasing temperature, with a maximum around 50 K, and then decreases by about a factor of two as the temperature is lowered to 10 K. These temperature dependences are qualitatively similar to what is observed in underdoped cuprate superconductors for which ARPES provides independent evidence of a

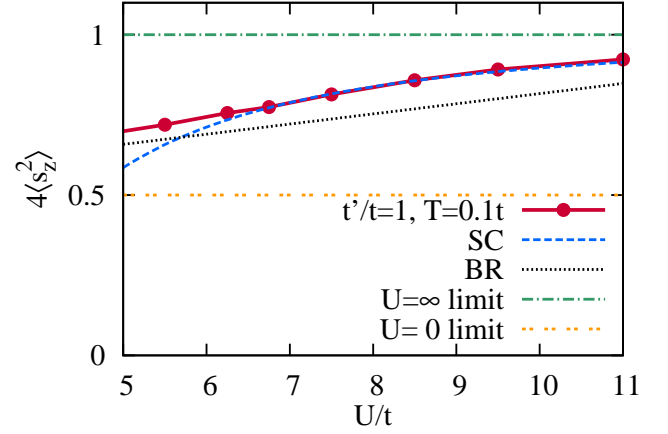


Figure S6. (color online) Local moment $4\langle s_z^2 \rangle = 1 - 2D$ vs. interaction strength U for $t'/t = 1$ and $T = 0.1t$. $4\langle s_z^2 \rangle$ is increasing with increasing U as expected and has values close to the ones expected from the strong coupling (SC) limit [35] for $U > U_c$. Large values of the local moment persist also in the metallic regime for $U < U_c$ and we do not observe a strong decrease of $\langle s_z^2 \rangle$ with decreasing U at the MIT. Therefore the metallic phase is characterized also with a large local moment and strong spin response, e.g., with large χ_s . The Brinkman-Rice result [34] is also shown, together with limiting values for $U = \infty$ and $U = 0$.

pseudogap.

Figure S7 shows that for $t' = 0.8t$ and $U = 6t$, χ_s decreases by about 50% as the temperature decreases from about $0.1t$ to $0.03t$. These parameters correspond to the metallic phase, as indicated by the non-zero charge compressibility. The calculated temperature dependence appears to be consistent with the experiment [$t \simeq 500$ K]. However, caution is in order, because of the possible role of finite size effects at such low temperatures. This can be seen by examining the temperature dependence of χ_s for $U = 10t$ which is in the Mott insulating phase. It has a maximum around $T = 0.15t$ and decreases smoothly to zero around $0.03t$. Similar behaviour is found for $U = 10t$ and smaller values of t'/t . These results can be compared to known results for the corresponding Heisenberg model. In particular for $J' < 0.5J$ [$t' < 0.7t$] the model should have long-range Neel order at zero temperature. Quantum Monte Carlo simulations on the square lattice model show the temperature dependent spin susceptibility has a maximum around $T \simeq J$ and then decreases by about 50% to a non-zero value at $T = 0$; hence, there is no spin gap [40]. This discrepancy shows that the apparent gap observed in FTLM is a finite size effect. On the other hand, the suppression of χ_s , in the temperature range $0.05t < T < 0.1t$ may be a real effect. But, it is not clear at a moment what is the physics behind this reduction in the spin susceptibility. It could be due to a suppression of the density of states such as associated with a pseudogap. Or like in the Heisenberg model the reduction could be due to the development of longer-range antiferromagnetic correlations in the bad metallic phase.

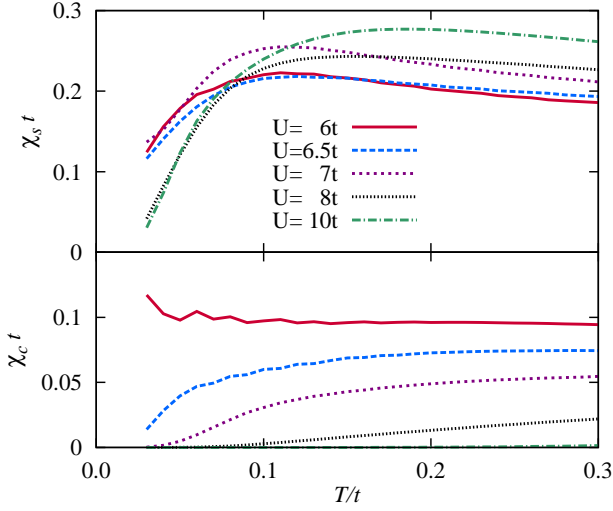


Figure S7. (color online) Sign of a pseudogap in the metallic phase close to the Mott MIT. The temperature dependence of the spin (χ_s) and charge susceptibilities (χ_c) are shown for $t'/t = 0.8$. The suppression of χ_s for $U = 6t$ and $0.03t < T < 0.1t$ (top panel) could be due to the emergence of a pseudogap. In this regime the system is metallic, as can be seen in the T independent χ_c (bottom panel). This is in agreement with the measured Knight shift K_s [37]. However, caution is in order, since the suppression of χ_s for $U = 10t$ at $T < 0.05t$ may be over-estimated due to finite size effects (see text).

* j.kokalj@uq.edu.au; on leave from J. Stefan Institute, Ljubljana, Slovenia

- [1] J. Jaklič, P. Prelovšek, Adv. Phys. **49**, 1 (2000).
- [2] P. Prelovšek, J. Bonča, arXiv:1111.5931 (2011), to appear in Springer Series: Numerical Methods for Strongly Correlated Systems (2013) edited by A. Avella and F. Mancini.
- [3] M. Aichhorn, M. Daghofer, H.G. Evertz, W. von der Linden, Phys. Rev. B **67**, 161103 (2003).
- [4] D. Poilblanc, Phys. Rev. B **44**, 9562 (1991).
- [5] J. Bonča, P. Prelovšek, Phys. Rev. B **67**, 085103 (2003).
- [6] W. Kohn, Phys. Rev. **133**, A171 (1964).
- [7] H. Castella, X. Zotos, P. Prelovšek, Phys. Rev. Lett. **74**, 972 (1995).
- [8] M. Imada, J. Phys. Soc. Jpn. **64**, 2954 (1995).
- [9] J. Kokalj, P. Prelovšek, Eur. Phys. J. B **63**, 431 (2008).
- [10] T. Koretsune, Y. Motome, A. Furusaki, J. Phys. Soc. Jpn. **76**, 074719 (2007).
- [11] S. Watanabe, M. Imada, J. Phys. Soc. Jpn. **73**, 1251 (2004).
- [12] M.J. Rozenberg, G. Kotliar, X.Y. Zhang, Phys. Rev. B **49**, 10181 (1994).
- [13] N. Furukawa, M. Imada, J. Phys. Soc. Jpn. **62**, 2557 (1993).
- [14] G. Kotliar, S. Murthy, M.J. Rozenberg, Phys. Rev. Lett. **89**, 046401 (2002).
- [15] S. Watanabe, M. Imada, J. Phys. Soc. Jpn. **73**, 3341 (2004).
- [16] J.E. Hirsch, Phys. Rev. B **31**, 4403 (1985).
- [17] H.Q. Lin, J.E. Hirsch, Phys. Rev. B **35**, 3359 (1987).
- [18] R.T. Clay, H. Li, S. Mazumdar, Phys. Rev. Lett. **101**, 166403 (2008).
- [19] B. Kyung, A.M.S. Tremblay, Phys. Rev. Lett. **97**, 046402 (2006).
- [20] J.G. Rau, H.Y. Kee, Phys. Rev. Lett. **106**, 056405 (2011).
- [21] H. Morita, S. Watanabe, M. Imada, J. Phys. Soc. Jpn. **71**, 2109 (2002).
- [22] H.R. Krishnamurthy, C. Jayaprakash, S. Sarker, W. Wenzel, Phys. Rev. Lett. **64**, 950 (1990).
- [23] H.Y. Yang, A.M. Läuchli, F. Mila, K.P. Schmidt, Phys. Rev. Lett. **105**, 267204 (2010).
- [24] P. Sahebsara, D. Sénéchal, Phys. Rev. Lett. **100**, 136402 (2008).
- [25] C.J. Gazza, A.E. Trumper, H.A. Ceccatto, Journal of Physics: Condensed Matter **6**, L625 (1994).
- [26] M. Capone, L. Capriotti, F. Becca, S. Caprara, Phys. Rev. B **63**, 085104 (2001).
- [27] T. Watanabe, H. Yokoyama, Y. Tanaka, J. Inoue, Phys. Rev. B **77**, 214505 (2008).
- [28] B. Kyung, Phys. Rev. B **75**, 033102 (2007).
- [29] A. Liebsch, H. Ishida, J. Merino, Phys. Rev. B **79**, 195108 (2009).
- [30] O. Parcollet, G. Biroli, G. Kotliar, Phys. Rev. Lett. **92**, 226402 (2004).
- [31] J. Merino, B.J. Powell, R.H. McKenzie, Phys. Rev. B **73**, 235107 (2006).
- [32] K. Aryanpour, W.E. Pickett, R.T. Scalettar, Phys. Rev. B **74**, 085117 (2006).
- [33] B.J. Powell, R.H. McKenzie, Phys. Rev. Lett. **94**, 047004 (2005).
- [34] W.F. Brinkman, T.M. Rice, Phys. Rev. B **2**, 4302 (1970).
- [35] H. Eskes, A.M. Oleś, M.B.J. Meinders, W. Stephan, Phys. Rev. B **50**, 17980 (1994).
- [36] B. Bernu, C. Lhuillier, L. Pierre, Phys. Rev. Lett. **69**, 2590 (1992).
- [37] S.M. De Soto, C.P. Slichter, A.M. Kini, H.H. Wang, U. Geiser, J.M. Williams, Phys. Rev. B **52**, 10364 (1995).
- [38] B.J. Powell, E. Yusuf, R.H. McKenzie, Phys. Rev. B **80**, 054505 (2009).
- [39] K. Kanoda, J. Phys. Soc. Jpn. **75**, 051007 (2006).
- [40] J.K. Kim, M. Troyer, Phys. Rev. Lett. **80**, 2705 (1998).