

Speed Distribution of N Particles in the Thermostated Periodic Lorentz Gas with a Field.

F. Bonetto

School of Mathematics, Georgia Institute of Technology, Atlanta GA 30332

N. Chernov and A. Korepanov

Department of Mathematics, University of Alabama at Birmingham, Birmingham AL 35294

J.L. Lebowitz

Departments of Mathematics and Physics, Rutgers University, Piscataway NJ 08854

(Dated: January 16, 2018)

We study the long time evolution and stationary speed distribution of N point particles in 2D moving under the action of an external field \mathbf{E} , and undergoing elastic collisions with either a fixed periodic array of convex scatterers, or with virtual random scatterers. The total kinetic energy of the N particles is kept fixed by a Gaussian thermostat which induces an interaction between the particles. We show analytically and numerically that for weak fields this distribution is universal, i.e. independent of the position or shape of the obstacles or the nature of the stochastic scattering. Our analysis is based on the existence of two time scales; the velocity directions become uniformized in times of order unity while the speeds change only on a time scale of $O(|\mathbf{E}|^{-2})$.

Keywords: Nonequilibrium Distributions, Stationary States, Electric Current, Sinai Billiard, SRB Measure, Thermostated Systems

Our understanding of nonequilibrium stationary states (NESS) of multiparticle systems is very incomplete at present. In particular, there are no cases (we know of) where one has an explicit expression for the NESS of an interacting system of particles with positions and velocities. In this paper we derive an analytic expression for a non-trivial NESS having a certain universality. While our proof requires some technical assumptions the arguments are physically clear and convincing [3]. The results are furthermore checked by very extensive computer simulations.

The model we consider is a variation of the Drude-Lorentz model of electrical conduction in two dimensions[1]. The system consists of N particles (electrons) moving under the action of a constant external field \mathbf{E} among a periodic array of fixed convex scatterers (Sinai billiard) with which they collide elastically. In order to produce a stationary current carrying state it is necessary to have a mechanism which will absorb the heat produced by the field \mathbf{E} . This is modeled here by a Gaussian thermostat which keeps the total kinetic energy of the system constant [13]. Thermostated systems are known to give results which are in accord with observations on real systems, c.f. the Gallavotti-Cohen fluctuation relation [6, 11] and the Ruelle results about heat conduction [14].

The equations of motion for the system on the unit two dimensional torus, which corresponds to an infinite system with periodic scatterers and periodic initial conditions are, taking the mass of each particle to be one, [4–6]

$$\begin{cases} \dot{\mathbf{q}}_i = \mathbf{v}_i & i = 1, \dots, N \\ \dot{\mathbf{v}}_i = \mathbf{F}_i = \mathbf{E} - \frac{\mathbf{E} \cdot \mathbf{J}}{U} \mathbf{v}_i + \mathcal{F}_i \end{cases} \quad (1)$$

where

$$\mathbf{J} = \sum_{i=1}^N \mathbf{v}_i, \quad U = \sum_{i=1}^N |\mathbf{v}_i|^2 \quad (2)$$

and \mathcal{F}_i is the “force” exerted on the i th particle by collisions with the fixed scatterers. These collisions only change the direction but not the speed of the particle. It is easy to see that due to the Gaussian thermostat, represented by the $(\mathbf{E} \cdot \mathbf{J})\mathbf{v}_i/U$ term, the total kinetic energy of the system is constant, i.e., $\frac{d}{dt}U = 0$.

This system was first introduced, for the case $N = 1$, by Moran and Hoover [13] where it was found numerically that the NESS had a fractal structure. This was shown rigorously in [7], where it was proven that this system has a unique singular SRB (Sinai-Ruelle-Bowen) measure for small \mathbf{E} which satisfies Ohm’s law. The $N = 1$ system was further investigated both numerically and analytically in [4][2].

The multi-particle system $N > 1$ was first investigated numerically in [5]. These gave many tantalizing hints about the interesting nature of the NESS for this system resulting from the effective interaction between the particles

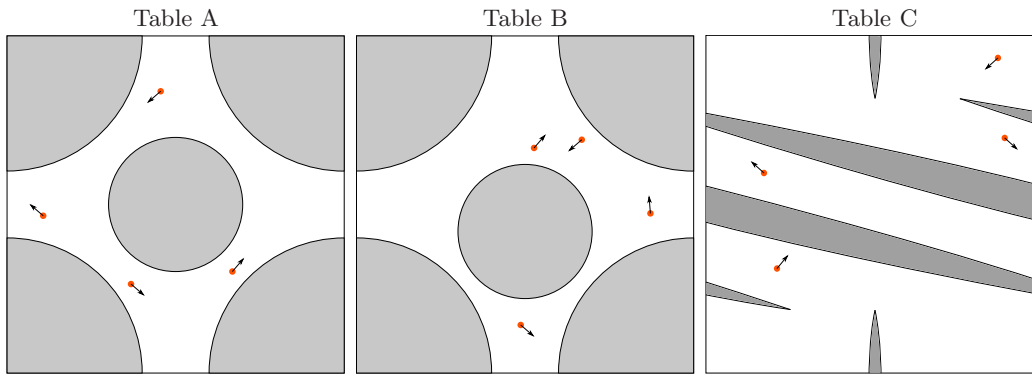


FIG. 1: Tables used for the simulations.

caused by the thermostat: if one particle increases (decreases) its speed due to the external field \mathbf{E} the others have to decrease (increase) their speed to keep the total kinetic energy fixed. To study the NESS of this system analytically, a stochastic version of the dynamics was also introduced in [5]. In this stochastic model the collisions with the fixed obstacles are replaced by “virtual” collisions or scatterings. These collisions, like the fixed scatterers, conserve energy and tend to make the angular distribution uniform. It appeared numerically that the one particle marginal speed distribution of the stochastic and deterministic NESS for a symmetric billiard table (Table A in Figure 1) were close for small \mathbf{E} , but there was no argument of why this should be so. The accuracy of the simulations in [5] was not very high, so it was assumed that these coincidences were approximate and valid only for the symmetric table.

We recently revisited this problem using more computer power and new analytical methods. As a result we now have strong numerical and analytic evidence that the full NESS speed distribution is, in the limit $\mathbf{E} \rightarrow 0$, exactly the same for the stochastic and deterministic models for all N . This implies ipso facto that in this limit the distribution is independent of the shape of the billiard table. It is a “universal” function whose exact shape we determine analytically below. Surprisingly the result seems to remain valid up to substantial values of $|\mathbf{E}|$. Just how large \mathbf{E} can be depends on the shape of the table; see Figures 1. The new element in our analysis is the exploitation of a time scale separation which occurs for small $|\mathbf{E}|$.

Going beyond the limit $\mathbf{E} \rightarrow 0$ we find analytically the first order (in \mathbf{E}) correction to the invariant distribution for a generalized version of the stochastic model. The expression we find can be extended to the deterministic billiard where, unlike the speed distribution, it depends on the shape of the table, but *only* through some properties which can be obtained from the $N = 1$ solution of the problem. We have checked this expression numerically by computing, with high precision, the invariant measure for Table B in Figure 1. We also find analytically and verify numerically the asymptotic $N \gg 1$ form of the speed distribution.

Analysis: We shall consider first the stochastic model where the computations are simpler and essentially rigorous. The system now consists of N point particles in the unit 2D torus which move according to (1) between collisions (without the term \mathcal{F}_i). In addition each particle independently has a (virtual) collision with a Poisson rate equal to $\lambda(\mathbf{q}_i)|\mathbf{v}_i|$ for some position dependent rate $\lambda(\mathbf{q}) > 0$, i.e., the weighted mean free path between collisions $\int_0^t \lambda(\mathbf{q}(t))|\dot{\mathbf{q}}(t)|dt$ is an exponential random variable with mean one. The collision changes the angle which \mathbf{v} makes with the x axis from θ' to θ according to some transition kernel $K(\theta, \theta') d\theta$. The exact form of K will turn out not to matter as long as $K(\theta, \theta') = K(\theta', \theta)$ and there is enough spreading to the direction of the velocity so that $d\mathbf{q} d\theta / 2\pi$ is the unique invariant distribution for the system with one particle ($N = 1$) and $E = 0$. The scattering “closest” to that caused by collisions with fixed discs and the one we used in the simulations is the following: \mathbf{v} changes to \mathbf{v}' according to the rule

$$\mathbf{v}' = \mathbf{v} - 2\hat{\mathbf{n}}(\hat{\mathbf{n}} \cdot \mathbf{v}) \quad (3)$$

where $\hat{\mathbf{n}}$ is a unit vector in the direction of the momentum transfer from \mathbf{v} to \mathbf{v}' . The direction of $\hat{\mathbf{n}}$ is chosen randomly with probability density $-(\hat{\mathbf{n}} \cdot \hat{\mathbf{v}})/2$, where $\hat{\mathbf{v}} = \mathbf{v}/|\mathbf{v}|$, subject to the constraint $(\hat{\mathbf{n}} \cdot \mathbf{v}) < 0$.

The “master” equation describing the time evolution of the N -particle velocity distribution function is, for the

above rule, given by

$$\begin{aligned} \frac{\partial W(\mathbf{Q}, \mathbf{V}, t)}{\partial t} &= - \sum_{i=1}^N \mathbf{v}_i \frac{\partial W(\mathbf{Q}, \mathbf{V}, t)}{\partial \mathbf{q}_i} - \sum_{i=1}^N \frac{\partial}{\partial \mathbf{v}_i} \left[(\mathbf{E} - (\mathbf{E} \cdot \mathbf{j}) \mathbf{v}_i) W(\mathbf{Q}, \mathbf{V}, t) \right] \\ &\quad + \sum_{i=1}^N \frac{1}{2} \int_{(\mathbf{v}'_i \cdot \hat{\mathbf{n}}) < 0} \lambda(\mathbf{q}_i) (\mathbf{v}'_i \cdot \hat{\mathbf{n}}) [W(\mathbf{Q}, \mathbf{V}'_i, t; \mathbf{E}) - W(\mathbf{Q}, \mathbf{V}, t; \mathbf{E})] d\hat{\mathbf{n}} \\ &= \mathcal{A}W + E \mathcal{B}W + \mathcal{C}W \end{aligned} \quad (4)$$

where $\mathbf{j} = \mathbf{J}/U$ as in (2),

$$\mathbf{Q} = (\mathbf{q}_1, \dots, \mathbf{q}_N) \quad , \quad \mathbf{V} = (\mathbf{v}_1, \dots, \mathbf{v}_i, \dots, \mathbf{v}_N) \quad \text{and} \quad \mathbf{V}'_i = (\mathbf{v}_1, \dots, \mathbf{v}'_i, \dots, \mathbf{v}_N), \quad (5)$$

and \mathbf{v}'_i is given in terms of \mathbf{v}_i by (3). In the last term E is the magnitude of \mathbf{E} , i.e., $\mathbf{E} = E\mathbf{e}$ for a unit vector \mathbf{e} . Finally, $\mathcal{C} = \sum_{i=1}^N \mathcal{C}_i$ and $\mathcal{A} = \sum_{i=1}^N \mathcal{A}_i$ are the sum of collision and streaming terms which act independently and do not depend on E . We shall assume that $\lambda(\mathbf{q})$ is such that (4) has a unique steady state solution for every $\mathbf{E} \neq 0$. A sufficient, but not necessary, condition is that $C^{-1} \leq \lambda(\mathbf{q}) \leq C$ for some positive C .

Let us consider now what happens when E is small. We note first that when $E = 0$ the speed of any particle does not change with time but the collisions (deterministic or stochastic) randomize the direction of the velocity and the position of each particle. The distribution of speeds would then remain unchanged in time. When E is small the appropriate time scale for the change in the speed of the particle will be of order E^{-2} . Now on that time scale each particle will have undergone many collisions and so one may then assume that the direction of the velocity and the position of each particle will be uniformly distributed. We can thus expect to have an autonomous equation for the distribution of the speeds. Let us set $\mathbf{v}_i = r_i(\cos(\theta_i), \sin(\theta_i))$ where $r_i = |\mathbf{v}_i|$ and the angle θ_i is taken with respect to the field direction which we can assume is in the x -direction. Moreover we set $\mathbf{R} = (r_1, \dots, r_N)$ and $\Theta = (\theta_1, \dots, \theta_N)$. We then carry out a van Hove (weak coupling) limit [8, 15], rescaling of the time by letting $t = \tau/E^2$ and set $\widetilde{W}(\mathbf{Q}, \mathbf{V}, \tau; E) = W(\mathbf{Q}, \mathbf{V}, tE^{-2}; E)$. \widetilde{W} satisfies the rescaled equation

$$\frac{\partial \widetilde{W}(\mathbf{Q}, \mathbf{V}, \tau; E)}{\partial \tau} = E^{-2}(\mathcal{A} + \mathcal{C})\widetilde{W}(\mathbf{Q}, \mathbf{V}, \tau; E) + E^{-1}\mathcal{B}\widetilde{W}(\mathbf{Q}, \mathbf{V}, \tau; E) \quad (6)$$

We now assume that

$$\widetilde{W}(\mathbf{Q}, \mathbf{V}, \tau; E) = \widetilde{W}^{(0)}(\mathbf{Q}, \mathbf{V}, \tau) + E\widetilde{W}^{(1)}(\mathbf{Q}, \mathbf{V}, \tau) + E^2\widetilde{W}^{(2)}(\mathbf{Q}, \mathbf{V}, \tau) + o(E^2) \quad (7)$$

This is a very strong assumption that can be better justified with a more detailed analysis [3].

Substituting (7) into (6) we get the following set of equations

$$0 = (\mathcal{A} + \mathcal{C})\widetilde{W}^{(0)}(\mathbf{Q}, \mathbf{V}, \tau) \quad (8)$$

$$0 = (\mathcal{A} + \mathcal{C})\widetilde{W}^{(1)}(\mathbf{Q}, \mathbf{V}, \tau) + \mathcal{B}\widetilde{W}^{(0)}(\mathbf{Q}, \mathbf{V}, \tau) \quad (9)$$

$$\frac{\partial \widetilde{W}^{(0)}(\mathbf{Q}, \mathbf{V}, \tau)}{\partial \tau} = (\mathcal{A} + \mathcal{C})\widetilde{W}^{(2)}(\mathbf{Q}, \mathbf{V}, \tau) + \mathcal{B}\widetilde{W}^{(1)}(\mathbf{Q}, \mathbf{V}, \tau) \quad (10)$$

Eq.(8) implies that $\widetilde{W}^{(0)}(\mathbf{Q}, \mathbf{V}, \tau)$ depends only on \mathbf{R} , i.e., $\widetilde{W}^{(0)}(\mathbf{Q}, \mathbf{V}, \tau) = \widetilde{W}^{(0)}(\mathbf{R}, \tau)$. Since $\mathcal{B}F(\mathbf{V})$ is orthogonal to the functions that depend only on \mathbf{R} if F depends only on \mathbf{R} , it follows that $\mathcal{E}_{\mathbf{Q}, \Theta} \mathcal{B}\widetilde{W}^{(0)}(\mathbf{R}, \tau) = 0$, where $\mathcal{E}_{\mathbf{Q}, \Theta}$ is the average on \mathbf{Q} and Θ . Thank to our hypotheses on λ and K we have that $(\mathcal{A} + \mathcal{C})F(\mathbf{Q}, \mathbf{V}) = 0$ if and only if $F(\mathbf{Q}, \mathbf{V})$ is a function of \mathbf{R} alone so that $\widetilde{W}^{(1)}(\mathbf{Q}, \mathbf{V}, \tau) = -(\mathcal{A} + \mathcal{C})^{-1}\mathcal{B}\widetilde{W}^{(0)}(\mathbf{R}, \tau)$ is well defined. We now insert this expression into (10) and average over Θ and \mathbf{Q} . This does not effect the left hand side since $\widetilde{W}^{(0)}$ depends only on \mathbf{R} but it makes the first term on the right hand side vanish leading to

$$\frac{\partial \widetilde{W}^{(0)}(\mathbf{R}, \tau)}{\partial \tau} = -\mathcal{E}_{\Theta, \mathbf{Q}} \mathcal{B}(\mathcal{A} + \mathcal{C})^{-1} \mathcal{B}\widetilde{W}^{(0)}(\mathbf{R}, \tau). \quad (11)$$

which is indeed an autonomous equation for $\widetilde{W}^{(0)}(\mathbf{R}, \tau)$.

Equation (11) can be written out explicitly as:

$$D^{-1} \frac{\partial \widetilde{W}^{(0)}(\mathbf{R}, \tau)}{\partial \tau} = \sum_{i=1}^N \sum_{j=1}^N \frac{\partial^2}{\partial r_i \partial r_j} [M_{ij}(\mathbf{R}) \widetilde{W}^{(0)}(\mathbf{R}, \tau)] + \sum_{i=1}^N \frac{\partial}{\partial r_i} [A_i(\mathbf{R}) \widetilde{W}^{(0)}(\mathbf{R}, \tau)] \quad (12)$$

where the component of the $N \times N$ matrix \mathbf{M} are given by

$$M_{ij}(\mathbf{R}) = \sum_{k=1}^N \frac{b_{ik}(\mathbf{R}) b_{jk}(\mathbf{R})}{r_k} = \frac{1}{r_i} \delta_{ij} - \frac{r_i + r_j}{U} + \frac{r_i r_j}{U^2} \sum_{k=1}^N r_k \quad (13)$$

and

$$A_i(\mathbf{R}) = -\frac{r_i}{U} \sum_{k=1}^N \frac{1}{r_k} + \frac{r_i}{U^2} \sum_{k=1}^N r_k, \quad b_{ik} = \delta_{ik} - \frac{r_i r_k}{U} \quad (14)$$

The diffusion constant D in (12) is just the integral of the velocity autocorrelation in the field direction \mathbf{e} when the magnitude of the field $E = 0$, i.e., $D = \mathbf{e} \cdot \mathbf{D} \mathbf{e}$, where

$$\mathbf{D} = \frac{1}{|\mathbf{v}_1|} \int_0^\infty \langle \mathbf{v}_1 \otimes \mathbf{v}_1(t) \rangle = \frac{1}{|\mathbf{v}_1|} \int_0^\infty \langle \mathbf{v}_1 \otimes e^{(A_1 + C_1)t} \mathbf{v}_1 \rangle dt, \quad (15)$$

and $\langle \cdot \rangle$ is just averaging with respect to the uniform measure $d\mathbf{q} d\theta / (2\pi)$ that is stationary for $E = 0$.

D is in fact the only term in (12) which depends on the collision kernel \mathcal{C} in (4). For a spatially uniform and isotropic scattering, i.e. when $\lambda(\mathbf{q})$ is a constant and $K(\theta', \theta) = K(\theta' - \theta)$, we get $\mathbf{D} = D\mathbf{I}$ with

$$D = \frac{1}{2\pi} \int_0^{2\pi} d\theta \int_0^\infty [\cos\theta \cos\theta(t)] dt = \frac{1}{2\pi} \int_0^\infty dt \int_0^{2\pi} d\theta \cos(\theta) e^{tC_1} \cos(\theta). \quad (16)$$

For the specific model used in (4), $D = 3/4$. In the case of the deterministic billiards D will depend on the shape of the table. Note however that the NESS corresponding to the stationary solution of (12) is independent of D which really just sets a time scale ($\tau \simeq t/(DE^2)$).

We note that

$$M = SS^* \quad \text{with} \quad S_{ij}(\mathbf{R}) = \frac{b_{ij}(\mathbf{R})}{\sqrt{r_j}} \quad (17)$$

which implies that (12) corresponds to a stochastic time evolution described by the Itô stochastic differential equation

$$dr_i = -DA_i(\mathbf{R}) dt + \sum_{j=1}^N \sqrt{D} \sqrt{2} S_{ij}(\mathbf{R}) dB_j, \quad (18)$$

where B_i are N independent Brownian motions. One can in fact first derive (18) and then obtain (12)[3]. Using some general theory [9] this shows that the solution of (12) is unique.

Let now $\widehat{W}(\mathbf{Q}, \mathbf{V}; \mathbf{E})$ be the stationary solution of (4). Averaging $\widehat{W}(\mathbf{Q}, \mathbf{V}; \mathbf{E})$ on \mathbf{Q} and Θ to get $\widehat{W}(\mathbf{R}; \mathbf{E})$ and then taking $\lim_{E \rightarrow 0} \widehat{W}(\mathbf{R}; \mathbf{E})$ we get the stationary solution of (12), $\widehat{W}^{(0)}$. This is in fact the limit as $\tau \rightarrow \infty$ of $\widetilde{W}^{(0)}(\mathbf{R}, \tau)$ and is independent of D . To compute it we observe that if $W(\mathbf{Q}, \mathbf{V}, t; \mathbf{E})$ solves (4) so does $W'(\mathbf{Q}, \mathbf{V}, t; \mathbf{E}) = h(U)W(\mathbf{Q}, \mathbf{V}, t; \mathbf{E})$ every positive function h . Moreover (4) is invariant under the rescaling

$$\mathbf{V} \rightarrow \rho \mathbf{V}, \quad t \rightarrow \rho^{-1} t, \quad \mathbf{E} \rightarrow \rho^2 \mathbf{E}. \quad (19)$$

This suggests to look for \widehat{W}_0 of the form

$$\widehat{W}^{(0)}(\mathbf{R}) = h(U) F_0(\mathbf{R}) \quad (20)$$

where $F_0(\rho \mathbf{R}) = \rho^{2N-1} F_0(\mathbf{R})$ and $h(U)$ assures that \widehat{W}_0 has integral 1. With this assumption we get that F_0 satisfies the equation

$$\sum_{i=1}^N \left(\frac{1}{r_i} \frac{\partial^2 F_0}{\partial r_i^2} + \frac{2}{U} \frac{\partial F_0}{\partial r_i} \right) = 0 \quad (21)$$

This equation can be easily solved and we get, when the initial state is such that $U = N$,

$$\widehat{W}^{(0)}(\mathbf{R}) = \frac{1}{Z} \delta(U - N) \left[\sum_{i=1}^N r_i^3 \right]^{-\frac{2N-1}{3}} \quad (22)$$

where Z is just the normalization

$$Z = \int_{\sum r_i^2 = N} \left[\sum_{i=1}^N r_i^3 \right]^{-\frac{2N-1}{3}} \prod_{i=1}^N r_i dr_i \quad (23)$$

To get the one particle marginal speed distribution $f_0(r; N)$ one has to integrate (22) over the variables r_2, \dots, r_N . We remark here that when $N \rightarrow \infty$ we have

$$\lim_{N \rightarrow \infty} f_0(r; N) = C \exp(-cr^3) \quad (24)$$

where

$$C = \frac{3\Gamma\left(\frac{4}{3}\right)}{2\pi\Gamma\left(\frac{2}{3}\right)^2} = 0.2325 \quad c = \left(\frac{\Gamma\left(\frac{4}{3}\right)}{\Gamma\left(\frac{2}{3}\right)} \right)^{\frac{3}{2}} = 0.5355 \quad (25)$$

Going beyond the limit $E \rightarrow 0$ we find the first order correction (in E) to the stationary solution of (4):

$$\widehat{W}(\mathbf{R}, \boldsymbol{\Theta}; E, N) = \widehat{W}^{(0)}(\mathbf{R}) + E\widehat{W}^{(1)}(\mathbf{R}, \boldsymbol{\Theta}) + o(E), \quad (26)$$

where

$$\widehat{W}^{(1)}(\mathbf{R}, \boldsymbol{\Theta}; N) = (\mathcal{A} + \mathcal{C})^{-1} \mathcal{B}\widehat{W}^{(0)}(\mathbf{R}; N) = F_1(\mathbf{R}) \sum_{i=1}^N r_i c(\mathbf{q}_i, \theta_i) \quad (27)$$

with $F_1(\mathbf{R}) = (2N - 1) \left[\sum_{i=1}^N r_i^3 \right]^{-\frac{2N+2}{3}}$ and

$$c(\mathbf{q}_i, \theta_i) = \int_0^\infty e^{t(\mathcal{A}_i + \mathcal{C}_i)} \cos \theta_i dt = -(\mathcal{A}_i + \mathcal{C}_i)^{-1} \cos \theta_i \quad (28)$$

\mathcal{C}_i and \mathcal{A}_i are the collision and streaming operators defined on the right hand side of (4). Note that, for $N = 1$, the invariant solution to (4) is simply

$$\widehat{W}(r, \theta; E, 1) = \frac{1}{2\pi r} + \frac{E}{r^3} c(\mathbf{q}, \theta) + o(E) \quad (29)$$

so that $c(\mathbf{q}, \theta)$ is simply related to the $N = 1$ problem.

Deterministic Billiard: The master (Liouville) equation for the deterministic model is given by

$$\frac{\partial W_d(\mathbf{Q}, \mathbf{V}, t)}{\partial t} = \mathcal{A}W_d + E\mathcal{B}W_d + \mathcal{C}_dW_d \quad (30)$$

with \mathcal{C}_dW_d representing the collisions with the fixed convex obstacles. In this case the stationary state is not absolutely continuous with respect to the Lebesgue measure, i.e. it will not have a smooth density $\widehat{W}_d(\mathbf{Q}, \mathbf{V}; \mathbf{E})$, see [6, 7]. On the other hand it will have a smooth density $W_d(\mathbf{Q}, \mathbf{V}, t; \mathbf{E})$ for finite time t and we can consider the measure

$$\mu_{\mathbf{E}, N}^t(d\mathbf{Q}, d\mathbf{V}) = W_d(\mathbf{Q}, \mathbf{V}, t; \mathbf{E}, N) d\mathbf{Q} d\mathbf{V} \quad (31)$$

For $N = 1$ we know that $\hat{\mu}_{E,1}(d\mathbf{q}, d\mathbf{v}) = \lim_{t \rightarrow \infty} \mu_{E,1}^t(d\mathbf{q}, d\mathbf{v})$ exists and its projection on the energy surface $|\mathbf{v}| = 1$, can be written as $\hat{\mu}_{E,1}(d\mathbf{q}, d\theta) = d\mathbf{q} d\theta / (2\pi) + E\delta\mu_1(d\mathbf{q}, d\theta) + o(E)$. We note that the property (19) remain true for any solution $W_d(\mathbf{Q}, \mathbf{V}, t; \mathbf{E})$ of (30). The expansion (26) can be generalized to the deterministic billiard by replacing $c(\mathbf{q}, \theta)$ with $\delta\mu_1(d\mathbf{q}, d\theta)$. More precisely we have

$$\hat{\mu}_{\mathbf{E}, N}(d\mathbf{Q}, d\mathbf{V}) = \delta(U - N) \left(F_0(\mathbf{R}) d\tilde{\mathbf{Q}} d\mathbf{V} + EF_1(\mathbf{R}) \sum_i r_i^2 \delta\mu_1(d\mathbf{q}_i, d\theta_i) d\tilde{\mathbf{Q}}^i d\mathbf{V}^i + o(E) \right) \quad (32)$$

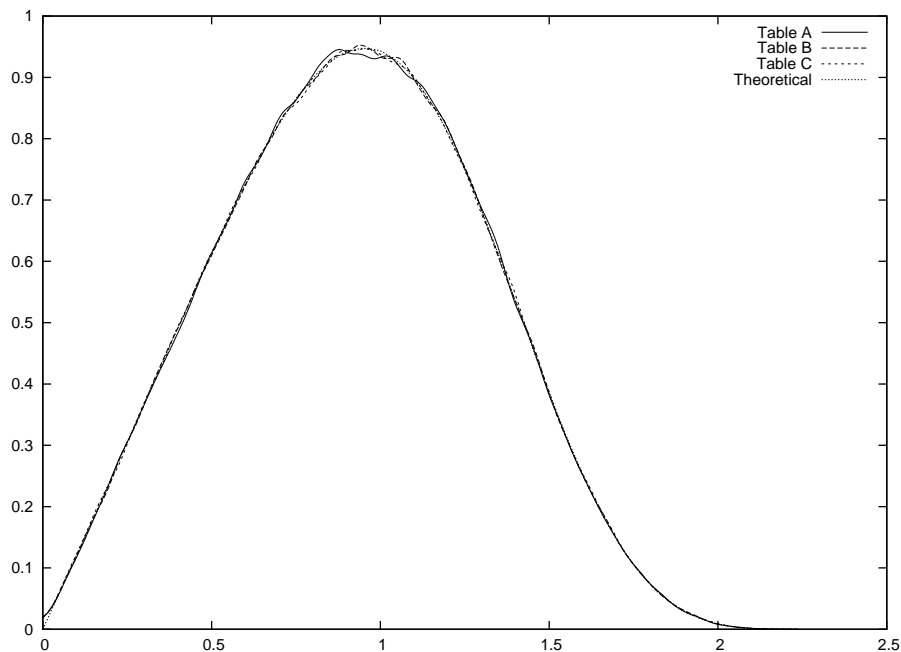


FIG. 2: Comparison between the 1 particle speed marginals of the different tables with 5 particles.

where $\tilde{d}\mathbf{Q} = \prod_i \tilde{d}\mathbf{q}_i$, with $\tilde{d}\mathbf{q}$ the normalized restriction of the Lebesgue measure to $\mathbb{T}^2 \setminus \text{obstacles}$, $d\mathbf{Q}^i = \prod_{j \neq i} \tilde{d}\mathbf{q}_j$, $d\mathbf{V}^i = \prod_{j \neq i} d\mathbf{v}_j$ and $F_1(\mathbf{R})$ is defined after (27). The above expression implies that $\hat{\mu}_N(d\mathbf{Q}, d\mathbf{V}) = \lim_{\mathbf{E} \rightarrow 0} \hat{\mu}_{\mathbf{E}, N}(d\mathbf{Q}, d\mathbf{V})$ is absolutely continuous with respect to the Lebesgue measure on the energy sphere and depends only on the speeds. We cannot prove this statement rigorously but it is well verified by our numerical simulations involving the full billiard table or just a portion of it.

Numerical results: We have concentrated our numerical simulation on the deterministic billiard system using the billiard tables depicted in Figure 1. Table A is the same used in [5]. Table B has the central obstacle moved down to break the symmetry but remaining rather close to Table A. Table C instead was chosen to be as asymmetric and as far from Table A as possible.

We computed the one particle marginal of the speed distribution for all 3 tables. To obtain an accurate and reliable result we ran a very long trajectory recording the speed of particle 1 every time of the order of E^{-2} . In this way we can assume that the data we collected form a random sample from the distribution $f_{0,d}(r, N)$. This allows us to use the Kolmogorov-Smirnov test to check whether $f_{0,d}(r, N) = f_0(r, N)$ described after (22), see [10, 12].

In figure 2 we plot the marginal distribution for all three table when $\mathbf{E} = 0.015625(\cos(\phi), \sin(\phi))$ with $\phi = \pi/2$ and $N = 5$ together with the theoretical prediction coming from (22). In figure 3 we plot the similar results for $N = 512$ and compare it with (24). The P-value of the KS test for the cases shown in these figures was greater than 23% giving a strong evidence that our hypothesis on the distribution of the observed data is indeed correct. A more extensive report on these simulations can be found at <http://www.math.uab.edu/~khu/g/gt/speed.html>

To check whether the full distribution in (32) is valid for the deterministic billiard we chose $N = 3$ and fixed $U = 3$ so that we can take $r_3^2 = 3 - r_1^2 - r_2^2$. Fixing $\delta_r = \sqrt{3}/30$, let $\Delta_{i,j}(r_1, r_2)$ be the characteristic function of the square of side δ_r centered at $((i + 0.5)\delta_r, (j + 0.5)\delta_r)$. We ran 1000 trajectories of average length $2 \cdot 10^8$ system time units for Table B with $\mathbf{E} = 0.04(\cos(\phi), \sin(\phi))$ with $\phi = \pi/3$. Since it is very hard to collect enough statistic to properly resolve the full distribution, we did not attempt to decorrelate the the data nor to run any statistical test on the reliability of the following results.

We used the above described trajectories to compute

$$G_c(i, j; k) = \hat{\mu}_{\mathbf{E}, 3}(\Delta_{i,j}(r_1, r_2) \cos(k\theta_1)) \quad G_s(i, j; k) = \hat{\mu}_{\mathbf{E}, 3}(\Delta_{i,j}(r_1, r_2) \sin(k\theta_1))$$

and

$$L_c(i, j; k) = \hat{\mu}_{\mathbf{E}, 3}(\Delta_{i,j}(r_1, r_2) \cos(k\theta_1) \chi_A(\mathbf{q}_1)) \quad L_s(i, j; k) = \hat{\mu}_{\mathbf{E}, 3}(\Delta_{i,j}(r_1, r_2) \sin(k\theta_1) \chi_A(\mathbf{q}_1))$$

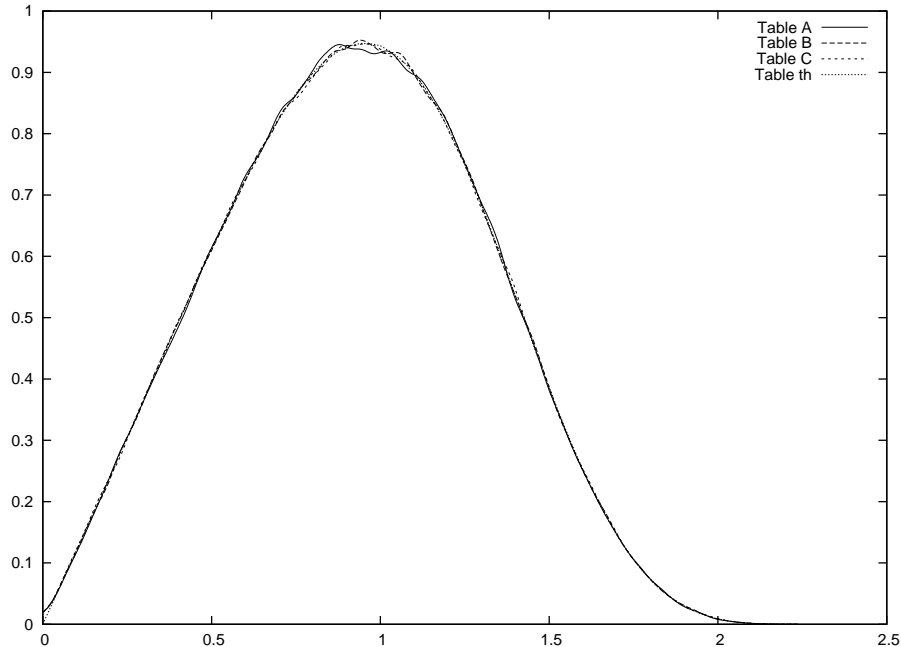


FIG. 3: Comparison between the 1 particle speed marginals of the different tables with 512 particle.

with $k = 1, 2, 4, 8$. Here $\chi_A(\mathbf{q})$ is the characteristic function of the lower quarter of the table, i.e. $\chi_A(\mathbf{q}) = 1$ if $\mathbf{q}_x < 0.5$ and $\mathbf{q}_y < 0.5$ and 0 otherwise. Finally we ran 200 trajectories of length almost 10^9 system unit time for an identical system with $N = 1$ to compute $g_c(k) = \delta\mu_1(\cos(k\theta))$ and $l_c(k) = \delta\mu_1(\cos(k\theta)\chi_A(\mathbf{q}))$ and the relative sine terms. In this way we can check (32) with no parameters to be fitted. Observe moreover that from (32) we have

$$G_c(i, j; k) = a_c(k)L_c(i, j; k)$$

with $a_c(k) = g_c(k)/l_c(k)$, and similarly for G_s . In figure 2 we plot $G_s(i, 20; 1)$ with $a_s(1)L(i, 20; 1)$ and the theoretical prediction. We have selected to plot only $j = 20$, corresponding to $r_2 = 1.184$, for better readability. On the horizontal axis we have r_1 instead of i for better readability. As one can see, the agreement is very good. Similar agreement is found for the other k . The interested reader may visit <http://www.math.uab.edu/~khu/g/gt/speed.html> where more plots of the results of these simulations can be found.

Acknowledgements. The authors thank Michael Loss and Stefano Olla for many insightful comments and discussions. The work of FB was supported in part by NSF grant 0604518. The work of NC was supported in part by NSF grant DMS-0969187. The work of JLL was supported in part by NSF Grant DMR-1104501 and AFOSR grant FA9550-10-1-0131. The authors are also grateful to the Alabama supercomputer administration and the Georgia Tech PACE administration for computational resources.

-
- [1] N.W. Ashcroft, N.D. Mermin “Solid State Physics”, Brooks Cole 1983
 - [2] F. Bonetto, N. Chernov, A. Korepanov, J.L. Lebowitz, “Spatial Structure of Stationary Nonequilibrium States in the Thermostatted Periodic Lorentz Gas” *Journ. Stat. Phys.* **146**, 1221–1243 (2012).
 - [3] F. Bonetto, N. Chernov, A. Korepanov, J.L. Lebowitz, In Preparation.
 - [4] F. Bonetto, D. Daems, J.L. Lebowitz, . “Properties of Stationary Nonequilibrium States in the Thermostatted Periodic Lorentz Gas I: The One Particle System”, *Jour. Stat. Phys.* **101**, 35–60 (2000).
 - [5] F. Bonetto, D. Daems, J.L. Lebowitz, V. Ricci, . “Properties of stationary nonequilibrium states in the thermostatted periodic Lorentz gas: The multiparticle system”, *PRE* **65** 05124, (2002).
 - [6] F. Bonetto, G. Gallavotti, P. Garrido, “Chaotic Principle: An Experimental Test” *Physica D* **105**, 226252 (1997).
 - [7] N. Chernov, G.L. Eyink, J.L. Lebowitz, Ya.G. Sinai, “Steady state electric conductivity in the periodic Lorentz gas”, *Comm. Math. Phys.*, **154** 569–601 (1993); *Phys. Rev. Let.*, **70** 2209–2212 (1993).

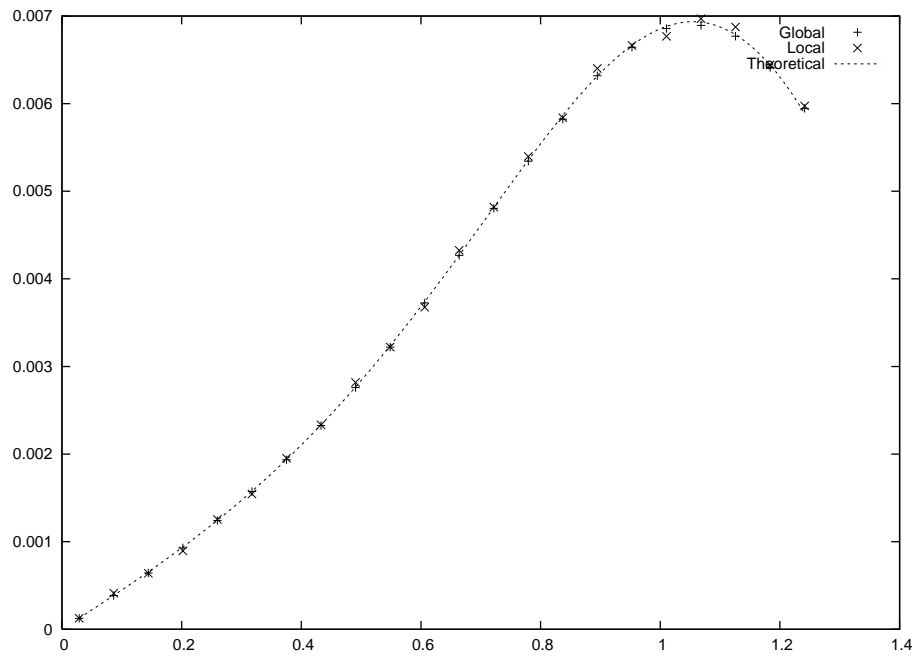


FIG. 4: Global and local distributions compared with the theoretical prediction: $k = 1$ sine component.

- [8] G. Dell'Antonio "The Van Hove limit in classical and quantum mechanics" in "Stochastic Processes in Quantum Theory and Statistical Physics" edited by S. Albeverio, Ph. Combe, and M. Sirugue-Collin, (Springer Berlin / Heidelberg, 1982) pp. 75–110.
- [9] J. L. Doob, "Stochastic Processes" Wiley, New York (1953) (page 192)
- [10] Eadie, W.T.; D. Drijard, F.E. James, M. Roos and B. Sadoulet (1971). Statistical Methods in Experimental Physics. Amsterdam: North-Holland. pp. 269-271. ISBN 0-444-10117-9.
- [11] G. Gallavotti, E.G.D. Cohen, "Dynamical ensembles in stationary states", *Jour. Stat. Phys.*, **80**, 931–970, (1995).
- [12] Hazewinkel, Michiel, ed. (2001), "Kolmogorov-Smirnov test", *Encyclopedia of Mathematics*, Springer, ISBN 978-1-55608-010-4
- [13] B. Moran and W. Hoover, "Diffusion in the periodic Lorentz billiard" *Jour. Stat. Phys.* **48** 709–726 1987.
- [14] D. Ruelle, "A Mechanical Model for Fourier's Law of Heat Conduction", *Comm. Math. Phys.* **311**, 755-768 (2012)
- [15] R. Zwanzig. Nonequilibrium statistical mechanics. Oxford University Press, 2001. ISBN 9780195140187.