

Valuation of asset and volatility derivatives using decoupled time-changed Lévy processes ^{*}

Lorenzo Torricelli[†]

Abstract

In this paper we propose a general derivative pricing framework that employs *decoupled time-changed* (DTC) Lévy processes to model the underlying assets of contingent claims. A DTC Lévy process is a generalized time-changed Lévy process whose continuous and pure jump parts are allowed to follow separate random time scalings; we devise the martingale structure for a DTC Lévy-driven asset and revisit many popular models which fall under this framework. Postulating different time changes for the underlying Lévy decomposition allows the introduction of asset price models consistent with the assumption of a correlated pair of continuous and jump market activity rates; we study one illustrative DTC model of this kind based on the so-called *Wishart process*. The theory we develop is applied to the problem of pricing not only claims that depend on the price or the volatility of an underlying asset, but also more sophisticated derivatives whose payoffs rely on the joint performance of these two financial variables, such as the *target volatility option* (TVO). We solve the pricing problem through a Fourier-inversion method. Numerical analyses validating our techniques are provided. In particular, we present some evidence that correlating the activity rates could be beneficial for modeling the volatility skew dynamics.

Keywords: Derivative pricing; time changes; Lévy processes; joint asset and volatility derivatives; target volatility option; Wishart process

MSC: 91G20, 60G46

1 Introduction

The use of Lévy models in finance dates back to the classic work of Merton (1976), who proposed that the log-price dynamics of a stock return should follow an exponential Brownian diffusion punctuated by a Poisson arrival process of normally distributed jumps. In that work, two of the main shortcomings of the Black-Scholes model, the continuity of the sample paths and the normality of returns, were addressed for the first time. Over the years, Lévy processes have proved to be a flexible and yet mathematically tractable instrument for asset price modeling and sampling. One of the easiest ways of producing a Lévy process is to use the principle of *subordination* of a Brownian motion W_t . If T_t is an increasing Lévy process independent of W_t , then the subordinated process W_{T_t} will still be of Lévy type. Subordination is the simplest example of a *time change*, that is, the operation whereby one considers the time evolution of a stochastic process as occurring at a random time.

Return models depending on time-changed Brownian motions have been conjectured since Clark (1973); further theoretical support to the financial use of time-changed models is given by Monroe's (1978) theorem, asserting that any semimartingale can be viewed as a time change of a Brownian motion. Consequently, any semimartingale representing the log-price process of an asset can be considered as a re-scaled Wiener process. Empirical studies (Ane and Geman, 2000) confirmed that normality of returns can be recovered in a new price density based on the

^{*}A MATHEMATICA[®] online supplement to this paper containing numerical results is available at the website: http://lorenzotorricelli.it/Code/DTC_TVO_Implementation.nb.

[†]Department of Mathematics, University College London, lorenzo.torricelli.11@ucl.ac.uk

quantity and arrival times of orders, which justifies the interpretation of T_t as “*business time*” or “*stochastic clock*”; the instantaneous variation of T_t is hence the “*activity rate*” at which the market reacts to the arrival of information. Further advances were made by Carr and Wu (2004), who demonstrated that much more general time changes are potential candidates for asset price modeling, and effectively recovered many models from the standard literature by using a time-changed representation.

However, not all the possibilities in time change modeling have been exhausted by the current research. For example, the stochastic volatility model with jumps (SVJ) treated among the others by Bates (1996), and the stochastic volatility model with jumps and stochastic jump rate (SVJSJ) studied by Fang (2000), although retaining a time re-scaled structure, are not time-changed Lévy processes as they are understood in Carr and Wu (2004). Indeed, in these two classes of models the jump component does not follow the same time scaling as the continuous Brownian part: in the SVJ model the discontinuities have stationary increments, whereas in the SVJSJ model the jump rate is allowed to follow a stochastic process of its own. In other words, price models for which the “stochastic clock” runs at different paces for the “small” and “big” market movements have already been proposed and tested. The statistical analyses of Bates (1996) and Fang (2000) confirm that these models are capable of an excellent data fitting, in particular the SVJSJ model. As pointed out by Fang (2000), there are various other reasons for conjecturing a stochastic jump rate. If activity rates are to be interpreted as the frequencies of arrival of new market information, it seems unlikely that such rates could be taken as constant, as this would imply a constant information flow. Moreover, a constant jump rate implies stationary jump risk premia, which also seems unreasonable. Another stylized fact potentially captured by a model with a stochastic jump rate is the slow convergence of returns to the normal distribution, which is not a feature of stationary jump models. Despite all these considerations, the idea of a stochastic jump rate has never really caught on.

On the other hand, if we want to exogenously model the market activity, the hypothesis of independence between the jump and the continuous instantaneous rates as assumed by Fang (2000) seems to be overly simplistic, as in reality the two corresponding information flows may very well influence each other. For example, a crash or soaring of the market certainly impacts the day-to-day volume of trading in the days following such an event. Conversely, a sustained high activity trend over a long period, typically associated to falling prices, may eventually lead to a sudden, panic-driven plunge in the shares’ value. These and similar scenarios provide heuristic arguments for the assumption of a *correlated* pair of activity rates; nevertheless, to the best of this author’s knowledge, asset price models capturing this feature are not yet present in the literature.

Motivated by these arguments, the natural question that arises is whether it is possible to manufacture consistent general time-changed price processes in which the continuous and discontinuous parts of the underlying Lévy model follow two *different*, possibly correlated, stochastic time changes. We shall show that the answer is affirmative. The family of stochastic processes we investigate is that obtained by time-modifying the continuous and jump parts of a given Lévy process X_t by two, in principle dependent, stochastic time scalings T_t and U_t satisfying a certain regularity condition (definition 3.1). We call such processes *decoupled time changes*. In a formula:

$$X_{T,U} := X_{T_t}^c + X_{U_t}^d, \quad (1.1)$$

where X_t^c and X_t^d represent respectively the Brownian and jump components of X_t .

The decoupled time-changed (DTC) approach suggested allows to embed in a unifying mathematical framework many previously-known models or classes of models, so that the DTC theory offers a natural generalization of some of the extant asset modeling research. In addition, the assumption of a pair of dependent activity rates can be captured by making use of decoupled time changes. To our knowledge, this last feature is new to the asset modeling literature. In section 7 we shall illustrate a practical example of a model having this property by considering

an explicit asset evolution based on a multivariate version of the square-root process known as the *Wishart process* (e.g. Bru 1991; Gouriéroux 2003; da Fonseca *et al.* 2007), which we use to model the instantaneous activity rates. In section 8.2 we provide some descriptive analysis showing that this model retains an increased flexibility for the purpose of modeling the volatility skew, compared to some popular existing jump asset price models.

A prior study supporting the financial use of DTC Lévy is given by the work of Huang and Wu (2004). The authors conduct a specification analysis of an SDE whose solution is equivalent to a DTC Lévy-based asset evolution as defined in this paper, give an overview of the “nesting” of models allowed by this setup, and then discuss the impact of various time change specifications in parameter estimation. However, their work does not provide any theoretical justification for the martingale property of the general asset price equation used. Furthermore, they do not explore the issue of dependence between the activity rates as related to analytical tractability, a natural ground of analysis provided by the model. Indeed, to ensure the existence of a semi-closed pricing equation for the “SV4” model in section E, the authors have to revert to a model with independent activities. By providing a general theoretical framework for DTC-based Lévy models, and devising an analytical DTC specification with true dependence between the stochastic volatility and the jump rate, this paper addresses both of these shortcomings.

From the perspective of the valuation of financial derivatives, the aim of this work is to gain some understanding of the impact on derivative pricing of the interactions between the volatility and the price of the underlying. To give an example, a recent market innovation is that of derivatives and investment strategies based on volatility-modified versions of plain vanilla products. Such contracts are able to replicate classic European payoffs under a perfect volatility foresight; at the same time, the component of the price that is due to a vega excess may be reduced by using the realized volatility as a normalizing factor. One example of such a product is the *target volatility option*. A target volatility (call) option (TVO) pays at maturity t the amount:

$$F(S_t, RV_t) = \frac{\bar{\sigma}}{\sqrt{RV_t}}(S_t - K)^+, \quad (1.2)$$

for a strike price K and a *target volatility* level $\bar{\sigma}$, a constant that is written in the contract. Intuitively, the closer the realized volatility RV_t is to $\bar{\sigma}$, the more this claim will behave like a call option; however, the presence of RV_t in the denominator decreases the sensitivity of F to a change in volatility. It can be shown (Di Graziano and Torricelli, 2012) that the price of an at-the-money TVO is approximately that of an at-the-money Black-Scholes call having implied volatility $\bar{\sigma}$; such a constant thus represents the subjective volatility view of an investor, which may very well differ from the spot volatilities implied by the market.

In view of this increasing interaction between volatility and stock in the financial assets available in the market, being able to efficiently price derivatives like the TVO and other similar products is gaining relevance. The pricing problem of hybrid volatility/asset derivatives, with special emphasis on the target volatility option, has already been addressed by Di Graziano and Torricelli (2012) for a zero-correlation stochastic volatility model, and by Torricelli (2013), for a general stochastic volatility model. However, to our knowledge, a comprehensive pricing framework comparable to those available for plain vanilla derivatives (e.g Carr and Madan 1999; Lewis 2000; Lewis 2001; Carr and Wu 2004) has not yet been developed: this is one limitation we intend to overcome with this paper. The pricing technique we use is a well-known approach yielding a semi-closed analytical formula for the derivative price through an inverse Fourier integral. It should be apparent that in all the models we shall investigate there is no particular reason not to consider mixed price and volatility payoffs as the default input of pricing models e.g. for numerical implementation, as the introduction of the realized volatility does not cause the Fourier-inversion technique to break down. Clearly, pricing both vanilla and pure volatility derivatives is still possible within this framework, since the corresponding payoff types can be regarded as particular cases of our more general setting.

The remainder of the paper is organized as follows. In section 2 we lay out the assumptions; in section 3 we derive martingale properties for a decoupled time-changed Lévy model. Section 4 shows the fundamental relation linking the characteristic function of the log-price and its quadratic variation and the joint Laplace transform of the time changes as computed in an appropriate measure. Section 5 is dedicated to the derivation of a pricing formula for products whose payoffs depend jointly on S_t and TV_t . We devote section 6 to characterizing the DTC structure of a number of known models and computing the joint characteristic function discussed in section 4 for each such model. In section 7 we introduce an exemplifying model of DTC type featuring correlation between the time changes/activity rates. In section 8 we implement our formulae to value different asset and volatility derivatives under various market conditions and asset price models. In this numerical section we also perform a sensitivity analysis of the model introduced in section 7 with respect to a correlation parameter. Finally, in section 9 we briefly summarize our work. The more technical proofs have been placed in the appendix.

2 Assumptions and notation

As customary, our market is represented by a filtered probability space $(\Omega, \mathcal{F}, \mathcal{F}_t, \mathbb{P})$ satisfying the usual conditions. Throughout the paper we will assume that there exists a money market account process paying a constant interest rate r .

Let S_t be a non dividend-paying market asset. \tilde{S}_t will denote its time-zero discounted value $e^{-rt}S_t$. The *total realized variance* on $[0, t]$ of S_t is by definition the *quadratic variation* of the natural logarithm of S_t , that is:

$$TV_t := \langle \log S \rangle_t = \lim_{|\pi| \rightarrow 0} \sum_{t_i \in \pi} |\log S_{t_{i+1}} - \log S_{t_i}|^2. \quad (2.1)$$

The limit runs over the supremum norm of all the possible partitions π of $[t_0, t]$. The *total realized volatility* is $\sqrt{TV_t}$. The *period realized variance* and *volatility* (or realized variance/volatility *tout court*) are given respectively by $RV_t = TV_t/t$ and $\sqrt{RV_t}$. If $X_t = \log S_t$ is a semimartingale, by taking the limit in (2.1) it is easy to check that:

$$\langle X \rangle_t = X_t^2 - 2 \int_0^t X_u - dX_u. \quad (2.2)$$

The algebra of the square matrices of order n with real entries is indicated by $\mathcal{M}_n(\mathbb{R})$ and the sub-algebra of the symmetric matrices by $Sim_n(\mathbb{R})$. Matrix product is denoted by juxtaposition; the scalar product between vectors is either indicated by multiplying on the left with the transposed vector \cdot^T or by the usual dot notation. The symbol Tr stands for the trace operator.

If J is an absolutely continuous random variable, we denote by $f_J(x)$ its probability density function and by $\phi_J(z)$ its *characteristic function*

$$\phi_J(z) := \mathbb{E}[e^{iz^T J}]. \quad (2.3)$$

For a Fourier-integrable function $f : \mathbb{C}^n \rightarrow \mathbb{C}$ its Fourier transform will be denoted \hat{f} . For a complex-valued function or a complex plane subset, \cdot^* indicates the complex conjugate function or set.

When we say that a process is a martingale we mean a martingale with respect to its natural filtration. The notation for the conditional expectation of a stochastic process X_t at time $t_0 < t$ with respect to \mathcal{F}_{t_0} is $\mathbb{E}_{t_0}[\cdot]$. When the distribution of a process X_t depends on other state variables x_t (as in the case of a Markov process) the latter are implicitly understood to be given at time t_0 by x_{t_0} . If X_t is a process admitting conditional laws, the space of the integrable functions in the t_0 -conditional distribution of X_t at time $t_0 < t$ is indicated by $L_{t_0}^1(X_t)$. The

notation for the bilateral Laplace transform of the distribution of X_t conditional on $t_0 < t$ is:

$$\mathcal{L}_X(z) = \mathbb{E}_{t_0}[e^{-z^T X_t}] \quad (2.4)$$

where for brevity we drop the dependence on t and t_0 on the left hand side. The stochastic process of the left limits of X_t is indicated X_{t-} . The symbol ΔX_t stands for the difference $X_t - X_{t-}$ or $X_t - X_{t_0}$ for some prior time $t_0 < t$. Equalities are always understood to hold modulo almost sure equivalence.

If X_t is an n -dimensional Lévy process, the *characteristic exponent* of X_t is the complex-valued function $\psi_X : \mathbb{C}^n \rightarrow \mathbb{C}$ such that:

$$\mathbb{E}[e^{i\theta^T X_t}] = e^{t\psi_X(\theta)} \quad (2.5)$$

where θ lies in the subset of \mathbb{C}^n and where the left-hand side is finite.

For a given choice of *truncation function* $\epsilon(x)$ (that is, a bounded function which is $O(|x|)$ around 0) the characteristic exponent has the unique *Lévy-Khintchine* representation:

$$\psi_X(\theta) = i\mu_\epsilon^T \theta - \frac{\theta^T \Sigma \theta}{2} + \int_{\mathbb{R}^n} (e^{i\theta^T x} - 1 - i\theta^T \epsilon(x)) \nu(dx), \quad (2.6)$$

where $\mu_\epsilon \in \mathbb{R}^n$, Σ is a non-negative definite $n \times n$ matrix with real-valued entries, and $\nu(dx)$ is a Radon measure on \mathbb{R}^n having a density function that is integrable at $+\infty$ and $O(|x|^2)$ around 0. We shall make the standard choice $\epsilon(x) = x\mathbb{1}_{|x| \leq 1}$ and drop the dependence of μ on ϵ . The triplet (μ, Σ, ν) is then called the *characteristic triplet* or the *Lévy characteristics* of X_t .

A *stochastic time change* T_t is an \mathcal{F}_t -adapted càdlàg stochastic process, increasing and almost surely finite, such that T_t is an \mathcal{F}_t -adapted stopping time for each t . The *time change* of an n -dimensional Lévy process X_t according to T_t is the \mathcal{F}_{T_t} -adapted process $Y_t := X_{T_t}$.

3 Definition, martingale relations and asset price dynamics

In this first section we introduce the notion of DTC Lévy process and devise an exponential martingale structure naturally associated to it. This construct serves a twofold purpose. In first place it allows to formulate a DTC-based asset price evolution whose discounted value enjoys the martingale property. According to general theory, this in turn enables to postulate the existence of a risk-neutral measure that correctly prices the market securities. Secondly, it defines a class of complex-valued martingales pivotal for the computations of the next section.

Let \mathcal{B} be the space of the n -dimensional \mathcal{F}_t -supported Brownian motions with drift starting at 0, and \mathcal{J} be the space of the \mathcal{F}_t -supported *pure jump Lévy processes* starting at 0, that is, the class of the càdlàg \mathcal{F}_t -adapted processes with stationary and independent increments orthogonal¹ to all the elements of \mathcal{B} .

Every Lévy process X_t such that $X_0 = 0$ can be decomposed as the orthogonal sum

$$X_t = X_t^c + X_t^d, \quad (3.1)$$

with $X_t^c \in \mathcal{B}$ and $X_t^d \in \mathcal{J}$. We shall refer to X_t^c and X_t^d respectively as the *continuous* and *discontinuous* parts of X_t .

Time changes are fairly general mathematical objects, so we have to introduce some additional requirements in order for our discussion to proceed. One property we shall assume throughout is the so-called *continuity with respect to the time change*.

¹Two processes X_t and Y_t are said to be *orthogonal* if $\langle X, Y \rangle_t = 0$ for all $t > 0$.

Definition 3.1. Let T_t be a time change on a filtration \mathcal{F}_t . An \mathcal{F}_t -adapted process X_t is said to be T_t -continuous² if it is almost-surely constant on all the sets $[T_{t-}, T_t]$.

Obviously, a sufficient condition for T_t -continuity is the almost sure continuity of T_t . Hence, of particular relevance is the class of the *absolutely continuous* time changes, with respect to which every stochastic process is continuous. Given a pair of *instantaneous rate of activity* processes, that is, two exogenously-given càdlàg positive stochastic processes (v_t, u_t) , valid time changes are given by the pathwise integrals:

$$T_t = \int_0^t v_{s-} ds, \quad (3.2)$$

$$U_t = \int_0^t u_{s-} ds. \quad (3.3)$$

The processes v_t and u_t describe the instantaneous impact of market trading and information arrival on the price, and formalize the concept of “business activity” over time.

A decoupled time change of a Lévy process is the sum of the (ordinary) time changes of its continuous and discontinuous part.

Definition 3.2. Let X_t be an n -dimensional Lévy process and T_t, U_t two time changes such that T_t is almost surely continuous and X_t^d is U_t -continuous. Then:

$$X_{T,U} = X_{T_t}^c + X_{U_t}^d \quad (3.4)$$

is the *decoupled time change* of X_t according to T_t and U_t .

By (Jacod, 1979), corollaire 10.12, a first important property of $X_{T,U}$ is that it is an $\mathcal{F}_{T_t \wedge U_t}$ semimartingale. To avoid degenerate cases, in all that follows we always assume T_t and U_t to be such that $X_{T_t}^c$ and $X_{U_t}^d$ are Markov processes³.

We now define the class of exponential martingales canonically associated with $X_{T,U}$ when the time changes are absolutely continuous. The following proposition represents the main theoretical tool of this paper:

Proposition 3.3. Let X_t^1 be an n -dimensional Brownian motion with drift and X_t^2 a pure jump Lévy process in \mathbb{R}^n . Let T_t^1 and T_t^2 be two absolutely continuous time changes, set $X_t = X_t^1 + X_t^2$ and $T_t = (T_t^1, T_t^2)$; define $X_{T_t} := X_{T_t^1}^1 + X_{T_t^2}^2$ and denote by $\Theta \subseteq \mathbb{C}^n$ the domain of definition of $\mathbb{E}[\exp(i\theta^T X_t)]$. The process:

$$M_t(\theta, X_t, T_t) = \exp(i\theta^T X_{T_t} - T_t^1 \psi_{X^1}(\theta) - T_t^2 \psi_{X^2}(\theta)) \quad (3.5)$$

is a local martingale, and it is a martingale if and only if $\theta \in \Theta_0$, where:

$$\Theta_0 = \{\theta \in \Theta \text{ such that } \mathbb{E}[M_t(\theta, X_t, T_t)] = 1, \forall t \geq 0\}. \quad (3.6)$$

When $T_t^1 = T_t^2$, the exponential M_t reduces to an ordinary time change of the type discussed by Carr and Wu (2004). Even in this simple case proposition 3.3 is not a consequence of applying Doob’s optional sampling theorem to the martingale $Z_t(\theta) = \exp(i\theta^T X_t - t\psi_X(\theta))$, because the latter is not necessarily uniformly integrable. Indeed, time-transforming a process always preserves the semimartingale property, but the martingale property is only guaranteed to be maintained for uniformly integrable martingales; an actual example of an asset model of the

²Jacod (1979) uses T_t -adapted, and T_t -synchronized is sometimes found; however, T_t -continuous is also common in the literature, and in our view less ambiguous.

³In general, time changes of Markov processes are not Markovian; by using Dambis, Dubins and Schwarz’s theorem (Karatzas and Shreve 2000, theorem 4.6) one can manufacture a large class of counterexamples by starting from any continuous martingale that is not a Markov process.

form Z_{T_t} that is a strict supermartingale was given by Sin (1998). Hence, the set Θ_0 may very well trivialize to the empty set. This demonstrates that some choices of time changes are inherently unsuitable for time-changed asset price modeling. In the case of X_{T_t} being a one-dimensional Brownian integral, sufficient requirements for (3.6) to be satisfied are the well-known *Novikov* and *Kazamaki* conditions (Karatzas and Shreve 2000, chapter 3), under which the set Θ_0 contains the whole of \mathbb{R}^n . The set Θ_0 is sometimes called the *natural parameter set*.

Having obtained martingale relations for a stochastic exponential involving $X_{T,U}$, the risk-neutral dynamics for a DTC Lévy-driven asset are defined in the usual fashion. We have the following immediate corollary to proposition 3.3:

Corollary 3.4. *Let X_t be a scalar Lévy process of characteristic triplet (μ, σ^2, ν) and (T_t, U_t) a pair of absolutely continuous time changes. For a spot price value S_0 let, for $t > 0$:*

$$S_t = S_0 \exp(rt + i\theta_0 X_{T,U} - T_t \psi_X^c(\theta_0) - U_t \psi_X^d(\theta_0)) = S_0 e^{rt} M_t(\theta_0, X_t^c + X_t^d, (T_t, U_t)) \quad (3.7)$$

with $\theta_0 \in \Theta_0$ being such that (3.7) is a real number. The discounted process \tilde{S}_t is a martingale, and therefore S_t is a price process consistent with the no-arbitrage condition.

The stochastic process in (3.7) is the fundamental asset model we shall use throughout the rest of the paper.

4 Characteristic functions and the leverage-neutral measure

Characteristic functions of state variables are the essential component of the Fourier-inverse pricing methodology, because state price densities are analytically available only for a small number of models; in contrast, characteristic functions are computable in closed form in many instances (e.g. exponential Lévy models, Ito diffusions). This effectively means that in order to compute expectations (prices), the standard approach is not to integrate a payoff against a density function, but rather the payoff's Fourier transform against the characteristic functions of the price transition densities. Famous examples include the FFT paper by Carr and Madan (1999), Lewis's book (2000) and subsequent paper (2001).

The transform we are interested in is one associated with the price process (3.7). Compared to the usual inverse Fourier/Laplace framework the characteristic function we shall consider is not that of the discounted log-price alone, but one that incorporates also the quadratic variation of the log-process. Indeed, just as the characteristic function of the log-price allows for the derivation of pricing formulae for contingent claims $F(S_t)$, the joint characteristic function of $\log(\tilde{S}_t)$ and TV_t permits the valuation of payoffs of the form $F(S_t, TV_t)$. This has been envisaged before by Carr and Sun (2007).

In the present section we compute this transform. There are normally two ways of computing characteristic functions/Laplace transforms of log-price densities. One is the analytical approach, which is popular for example in affine models, when the problem is ultimately reduced to solving a certain system of ODEs. The other is the probabilistic approach, in which the characteristic function of the log-price is linked with the Laplace transform of the integrated driving factors (where available) and then a change of measure is performed to keep track of correlations. As Carr and Wu (2004) show this technique is intimately connected with time-changed asset modeling; in what follows we extend it to the case of the underlying being modeled through a full DTC Lévy process.

First of all we must verify that the quadratic variation operator respects the additivity and time-changed structure of $X_{T,U}$. We have the following "linearity/commutativity property", of independent interest:

Proposition 4.1. *A DTC Lévy process $X_{T,U}$ is such that $X_{T_t}^c$ and $X_{U_t}^d$ are orthogonal. Furthermore, its quadratic variation satisfies:*

$$\langle X_{T,U} \rangle_t = \langle X^c \rangle_{T_t} + \langle X^d \rangle_{U_t} = \Sigma T_t + \langle X^d \rangle_{U_t}. \quad (4.1)$$

That is, the quadratic variation of $X_{T,U}$ is the sum of the time changes of the quadratic variations of its continuous and discontinuous part.

Crucially, the processes $X_{T_t}^c$ and $X_{U_t}^d$ are orthogonal but not independent. Without the T_t and U_t -continuity assumption, this proposition would be false: a counterexample is provided in the appendix. Proposition 4.1 ensures that, in presence of time continuity of the Lévy continuous and jump parts with respect to the corresponding time changes, the quadratic variation of a DTC Lévy process is itself of DTC-type.

Now, for S_t as in (3.7) define:

$$\Phi_{t_0}(z, w) = \mathbb{E}_{t_0}[\exp(iz \log(\tilde{S}_t/S_{t_0}) + iw(TV_t - TV_{t_0}))]. \quad (4.2)$$

For each z, w for which the right hand side is finite, $\Phi_{t_0}(z, w)$ is the Fourier transform of the joint transition function from time t_0 to time t of $\log(\tilde{S}_t)$ and TV_t . The characteristic function $\Phi_{t_0}(z, w)$ can be completely characterized in terms of the Lévy triplet of $X_t = X_t^c + X_t^d$ and the joint $\mathbb{Q}(z, w)$ -distribution of T_t and U_t by virtue of the following proposition.

Proposition 4.2. *Let S_t be an asset evolution as in corollary 3.4, and define the family of \mathbb{P} absolutely-continuous measures $\mathbb{Q}(z, w) \ll \mathbb{P}$ having Radon-Nikodym derivative:*

$$\frac{d\mathbb{Q}(z, w)}{d\mathbb{P}} = M_t((iz\theta_0, iw\theta_0), C_t + D_t, (T_t, U_t)) \quad (4.3)$$

where $C_t = (X_t^c, 0)$, $D_t = (X_t^d, i\theta_0(X_t^d))$ and M_t is given by (3.5). For all (z, w) such that $(iz\theta_0, iw\theta_0) \in \Theta_0$, the characteristic function in (4.2) is given by:

$$\Phi_{t_0}(z, w) = \mathcal{L}_{\Delta T, \Delta U}^{\mathbb{Q}}(\zeta(z, w, \mu, \sigma, \theta_0), \xi(z, w, \nu, \theta_0)), \quad (4.4)$$

with the notation $\mathcal{L}_{\Delta T, \Delta U}^{\mathbb{Q}}(\cdot)$ indicating the bilateral Laplace transform of the conditional joint distribution of $T_t - T_{t_0}$ and $U_t - U_{t_0}$ taken under the measure $\mathbb{Q}(z, w)$, and

$$\zeta(z, w, \mu, \sigma, \theta_0) = \theta_0 \mu(z - iz) - \theta_0^2 \sigma^2 (z^2 + iz - 2iw)/2, \quad (4.5)$$

$$\xi(z, w, \nu, \theta_0) = iz\psi_X^d(\theta_0) - \psi_D(iz\theta_0, iw\theta_0). \quad (4.6)$$

Notice that unlike the density processes used for standard numéraire changes, the new distributions implied by (4.3) also accounts for the quadratic variation as a factor. If we assume T_t and U_t to be pathwise integrals of the form (3.2) and (3.3), it is possible to interpret the Laplace transform (4.4) as being the analogue of a bivariate bond pricing formula, where the short rates are replaced by the instantaneous activity rates, and the pricing measure is not given once and for all, but varies as an effect of the correlation of (v_t, u_t) with the underlying Lévy process. The financial insight of (4.4) is that it is possible to formulate a valuation theory by just modeling the joint term structure of the activity rates v_t and u_t and their correlation with the stock.

Also of interest is the interpretation of the measure $\mathbb{Q}(z, w)$. Let us consider the special case of X_t being independent of T_t and U_t . In such a case it is straightforward to prove, by using the laws of the conditional expectation, that one obtains (4.4) with $\mathbb{Q}(z, w) = \mathbb{P}$. Therefore, whenever there is no dependence between the time changes and the underlying Lévy process, no change of measure is needed in order to extract the characteristic function $\Phi_{t_0}(z, w)$. In contrast, in the presence of correlation between X_t and the time changes, the family $\mathbb{Q}(z, w)$ gives a measurement of the impact of leverage on the price densities. Furthermore, in some well-behaved cases this change of measure can be absorbed in the \mathbb{P} -dynamics of the asset through

a suitable parameter alteration of the distributions of T_t and U_t . In accordance with Carr and Wu (2004), we call $\mathbb{Q}(z, w)$ the *leverage-neutral measure* and $\Phi_{t_0}(z, w)$ the *leverage-neutral characteristic function*. Just as prices in a risky market can be equivalently computed in a risk-neutral environment according to a different price distribution, valuations in the presence of leverage can be performed in a different economy with no leverage by means of an appropriate distributional modification.

5 Pricing and price sensitivities

The characteristic function found in section 4 is needed to obtain analytical formulae for the valuation of European-type derivatives with a sufficiently regular payoff F . In the present section we find a semi-analytical formula based on an inversion integral that extends the standard Fourier-inversion machinery to our multivariate context.

Recall that since all the involved processes are Markovian, it makes sense to treat $\Phi_{t_0}(z, w)$ like a Gauss-Green integral kernel depending only on some given initial states at time t_0 . The following proposition extends both theorem 1 of Lewis (2000) and proposition 3.1 of Torricelli (2013):

Proposition 5.1. *Let $Y_t = \log S_t$, with S_t given in corollary 3.4. Let $F(x, y) \in L^1_{t_0}(Y_t, \langle Y \rangle_t)$ for all $t_0 < t$, be a positive payoff function having analytical Fourier transform $\hat{F}(z, w)$ in a multi-strip*

$$\Sigma_F = \{(z, w) \in \Theta, \alpha_1 < \text{Im}(z) < \alpha_2, \beta_1 < \text{Im}(w) < \beta_2, \alpha_1, \alpha_2, \beta_1, \beta_2 \in \overline{\mathbb{R}}\}. \quad (5.1)$$

Suppose further that $\Phi_{t_0}(z, w)$ is analytical in

$$\Sigma_\Phi = \{(z, w) \in \Theta, \gamma_1 < \text{Im}(z) < \gamma_2, \eta_1 < \text{Im}(w) < \eta_2, \gamma_1, \gamma_2, \eta_1, \eta_2 \in \overline{\mathbb{R}}\} \quad (5.2)$$

and that $\Phi_{t_0}(z, w) \in L^1(dz \times dw)$. If $\Sigma_F \cap \Sigma_\Phi^* \neq \emptyset$, then for every multi-line:

$$L_{k_1, k_2} = \{(x + ik_1, y + ik_2), (x, y) \in \mathbb{R}^2\} \subset \Sigma_F \cap \Sigma_\Phi^* \quad (5.3)$$

we have that the time- t_0 value of the contingent claim F maturing at time t is given by:

$$\mathbb{E}_{t_0}[e^{-r(t-t_0)} F(Y_t, \langle Y \rangle_t)] = \frac{e^{-r(t-t_0)}}{4\pi^2} \int_{ik_1 - \infty}^{ik_1 + \infty} \int_{ik_2 - \infty}^{ik_2 + \infty} e^{-iw \langle Y \rangle_{t_0}} S_{t_0}^{-iz} e^{-r(t-t_0)iz} \Phi_{t_0}(-z, -w) \hat{F}(z, w) dz dw. \quad (5.4)$$

It is clear that modifying the asset dynamics specifications only acts on Φ_{t_0} , whereas changing the claim to be priced only influences \hat{F} . Also, by setting either variable to 0, we are able to extract from (5.4) the prices of both plain vanilla and pure volatility derivatives. For example, the pricing integrals by Lewis (2000, 2001) are special cases of the above equation when F does not depend on the realized volatility and Φ_{t_0} is either obtained from a diffusion or a Lévy process. Moreover, equation (3.10) of Torricelli (2013) is recovered when S_t is assumed to follow a stochastic volatility model.

In addition, this representation is useful if we are interested in the sensitivities of the claim value with respect to the underlying state variables. Let us consider for instance the Delta (sensitivity with respect to the change in the value of the underlying) and Gamma (sensitivity with respect to the rate of change in the value of the underlying) of valuations performed through formula (5.4). Call $I(r, t_0, z, w)$ the integrand on the right hand side of (5.4); by differentiating

(if possible) under the integral sign and noting that Φ_{t_0} has no dependence on S_{t_0} we see that:

$$\Delta_t := \frac{\partial}{\partial S} \mathbb{E}_{t_0} [e^{-r(t-t_0)} F(Y_t, \langle Y \rangle_t)] = -\frac{e^{-r(t-t_0)}}{4\pi^2} \int_{ik_1-\infty}^{ik_1+\infty} \int_{ik_2-\infty}^{ik_2+\infty} \frac{iz}{S_{t_0}} I(r, t_0, z, w) dz dw, \quad (5.5)$$

and

$$\Gamma_t := \frac{\partial^2}{\partial S^2} \mathbb{E}_{t_0} [e^{-r(t-t_0)} F(Y_t, \langle Y \rangle_t)] = \frac{e^{-r(t-t_0)}}{4\pi^2} \int_{ik_1-\infty}^{ik_1+\infty} \int_{ik_2-\infty}^{ik_2+\infty} \frac{iz - z^2}{S_{t_0}^2} I(r, t_0, z, w) dz dw. \quad (5.6)$$

Mutatis mutandis we can repeat this argument if we want to determine the price sensitivity with respect to the quadratic variation $\langle Y \rangle_t$. Finally, as $\Phi_{t_0}(z, w)$ could also depend on other variables (e.g. an instantaneous rate of activity ν_{t_0}) known at time t_0 , by calling ν one such variable we have:

$$\mathcal{V}_t := \frac{\partial}{\partial \nu} \mathbb{E}_{t_0} [e^{-r(t-t_0)} F(Y_t, \langle Y \rangle_t)] = \frac{e^{-r(t-t_0)}}{4\pi^2} \int_{ik_1-\infty}^{ik_1+\infty} \int_{ik_2-\infty}^{ik_2+\infty} e^{-iw\langle Y \rangle_{t_0}} S_{t_0}^{-iz} e^{r(t-t_0)iz} \frac{\partial \Phi_{t_0}}{\partial \nu}(-z, -w) \hat{F}(z, w) dz dw. \quad (5.7)$$

This is especially well-suited to the case in which $\Phi_{t_0}(z, w)$ is exponentially-affine in ν , i.e.

$$\Phi_{t_0}(z, w) = \exp(A(z, w, t - t_0) + B(z, w, t - t_0)\nu_{t_0}), \quad (5.8)$$

for some functions A and B , when we have:

$$\frac{\partial \Phi_{t_0}}{\partial \nu}(-z, -w) = B(-z, -w, t - t_0) \Phi_{t_0}(-z, -w). \quad (5.9)$$

In section 6 we shall explicitly calculate Φ_{t_0} for a number of decoupled time-changed models.

6 Specific model analysis

We now determine the DTC Lévy structure (3.7) of various popular asset price processes, and find for each of them the corresponding leverage-neutral characteristic function $\Phi_{t_0}(z, w)$. Such a derivation allows for the full implementation of equation (5.4) for the pricing of joint asset and volatility derivatives in all the cases we deal with. What the discussion below should make apparent is that decoupled time changes offer a natural unifying framework for *a priori* different strains of financial asset models (e.g. continuous/jump diffusions, jump diffusions with stochastic volatility, Lévy processes). By classifying models through their DTC structure it is possible to recognize a “nesting” pattern linking different models, in which some can be considered particular cases of some others. This is of use for numerical purposes: as we shall see in section 8, one single implementation of equation (5.4) can produce values for several models, each one obtained by using a different instantiation of the code. Four categories of asset models are discussed: standard Lévy processes, stochastic volatility models, DTC jump diffusions and general exponentially-affine asset models. Throughout this section we assume $\theta_0 = -i$ in (3.7), so that $i\theta_0 = 1$ and all of the involved processes are real-valued. The domain Θ_0 where the price processes are martingales is the whole complex plane, provided that the stochastic time changes and the underlying Lévy components are sufficiently well-behaved, in the sense of the usual theory (e.g. Novikov condition for the stochastic variance, decay of the jump distributions, integrability conditions on the Lévy measure etc.)

6.1 Lévy processes

In case of the Lévy process the DTC structure coincides with the underlying Lévy process. To determine $\Phi_{t_0}(z, w)$ no change of measure is necessary, so this function represents the joint conditional characteristic function of the log-price and its quadratic variation as given in the risk-neutral measure. Below, are provided the calculations for some popular models.

6.1.1 Black-Scholes model

The classic SDE with constant parameters σ, r driven by a Brownian motion W_t :

$$dS_t = rS_t dt + \sigma S_t dW_t \quad (6.1)$$

can be trivially recovered from (3.7) by setting the triplet for the underlying Lévy process $X_t = X_t^c$ to be $(0, \sigma, 0)$ and letting $T_t = t, U_t = 0$, so that $X_{T,U} = X_t$. From (4.4), we immediately have:

$$\Phi_{t_0}(z, w) = \exp(-(t - t_0)\sigma^2(z^2 + iz - 2iw)/2). \quad (6.2)$$

6.1.2 Jump diffusion models

In their classic works, Merton and Kou (1976, 2002) proposed modeling the log-price dynamics as a finite-activity jump diffusion. The risk-neutral asset dynamics are given by:

$$dS_t = rS_{t-} dt + \sigma S_{t-} dW_t + S_{t-}(\exp(J) - 1)dN_t - \kappa \lambda S_{t-} dt \quad (6.3)$$

where W_t is a standard Brownian motion, N_t is a Poisson counter of intensity λ , and J is the jump size distribution. N_t and W_t are assumed to be independent, and the compensator κ equals $\phi_J(-i) - 1$. For the discounted price \tilde{S}_t to be a true martingale, conditions on the asymptotic behavior of $f_J(x)$ must be imposed (see e.g. Cont and Tankov, 2003). In the Merton model J is normally distributed $J \sim \mathcal{N}(m, \delta^2)$, whereas Kou assumed for it an asymmetrically skewed double-exponential distribution, that is, the density function $f_J(x)$ as given by:

$$f_J(x) = \begin{cases} \alpha p e^{-\alpha x} & \text{if } x \geq 0 \\ \beta q e^{\beta x} & \text{if } x < 0 \end{cases} \quad (6.4)$$

for $\alpha > 1, \beta > 0$ and $p + q = 1$.

In these models no time change is involved, so $X_{T,U}$ coincides with the underlying Lévy process X_t having characteristic triplet $(0, \sigma^2, \lambda f_J(x) dx)$. To completely characterize $\Phi_{t_0}(z, w)$, observe that $(X_t^d, \langle X^d \rangle_t)$ is just a bivariate compound Poisson process of joint jump density $f_{J,J^2}(x, y)$ and intensity λ , whence:

$$\psi_D(z, w) = \lambda(\phi_{J,J^2}(z, w) - 1), \quad (6.5)$$

where $\phi_{J,J^2}(z, w)$ is the joint characteristic function of J and J^2 . We conclude from (4.4) that Φ_{t_0} has the exponential structure:

$$\Phi_{t_0}(z, w) = \exp(-(t - t_0)(\sigma^2(z^2/2 + iz/2 - 2iw)/2 + \lambda(iz\kappa - \phi_{J,J^2}(z, w) + 1))). \quad (6.6)$$

Now for the Merton model we have

$$\phi_{J,J^2}(z, w) = \frac{\exp\left(\frac{imz - \delta^2 z^2/2 + im^2 w}{1 - 2i\delta^2 w}\right)}{\sqrt{1 - 2i\delta^2 w}}, \quad (6.7)$$

and the integral converges for $\text{Im}(w) > -1/2\delta^2$. For the Kou model we can write:

$$\phi_{J,J^2}(z, w) = \phi_{J_+, J_+^2}(z, w) + \phi_{J_-, J_-^2}(z, w); \quad (6.8)$$

the characteristic function of the positive and negative parts are:

$$\phi_{J_+, J_+^2}(z, w) = \alpha p \sqrt{\pi} e^{-\frac{(\alpha - iz)^2}{4iw}} \left(\frac{\text{Erfc}\left(\frac{\alpha - iz}{2\sqrt{-iw}}\right)}{2\sqrt{-iw}} \right), \quad (6.9)$$

$$\phi_{J_-, J_-^2}(z, w) = \beta q \sqrt{\pi} e^{-\frac{(\alpha - iz)^2}{4iw}} \left(\frac{\text{Erfc}\left(\frac{\beta - iz}{2\sqrt{-iw}}\right)}{2\sqrt{-iw}} \right), \quad (6.10)$$

which both converge for $\text{Im}(w) > 0$.

6.1.3 Tempered stable Lévy and CGMY

Another way of obtaining Lévy distributions for the asset price is to directly specify an infinite activity Lévy measure $\nu(dx)$. In such a case we have $X_{T,U} = X_t = X_t^d$, with X_t being a pure jump Lévy process of Lévy measure $\nu(dx)$. The two instances we analyze here are the tempered stable Lévy process (e.g. Cont and Tankov 2003), and the CGMY (Carr *et al.* 2002) models. Both of these are obtained as an exponential smoothing of stable distributions; the latter can be viewed as a generalization of the former allowing for an asymmetrical skew between the distribution of positive and negative jumps. The Lévy density for a CGMY process is:

$$\frac{d\nu(x)}{dx} = \frac{c_- e^{-\beta_- |x|}}{|x|^{1+\alpha_-}} \mathbb{I}_{\{x < 0\}} + \frac{c_+ e^{-\beta_+ x}}{x^{1+\alpha_+}} \mathbb{I}_{\{x \geq 0\}}. \quad (6.11)$$

which is well defined for all $c_+, c_-, \beta_+, \beta_- > 0$, $\alpha_+, \alpha_- < 2$. When $\alpha_+ = \alpha_-$ one has the tempered stable process. For simplicity in what follows we assume $\alpha_+, \alpha_- \neq 0, 1$; for such values the involved characteristic functions still exist, but lead to particular cases. Since

$$\Phi_{t_0}(z, w) = \exp((t - t_0)\xi(z, w, \nu(x)dx, -i)) \quad (6.12)$$

to fully characterize $\Phi_{t_0}(z, w)$ we only need to determine $\psi_X^d(\theta)$ and $\psi_D(z, w)$. Letting $\gamma_1 = \int_{-1}^1 x d\nu(x)$, the exponent $\psi_X^d(\theta)$ is given by the standard theory (Cont and Tankov 2003, proposition 4.2) as:

$$\begin{aligned} \psi_X^d(\theta) = & \gamma_1 + \Gamma(-\alpha_+) \beta_+^{\alpha_+} c_+ \left(\left(1 - \frac{i\theta}{\beta_+}\right)^{\alpha_+} - 1 + \frac{i\theta\alpha_+}{\beta_+} \right) + \\ & \Gamma(-\alpha_-) \beta_-^{\alpha_-} c_- \left(\left(1 + \frac{i\theta}{\beta_-}\right)^{\alpha_-} - 1 - \frac{i\theta\alpha_-}{\beta_-} \right). \end{aligned} \quad (6.13)$$

Set $\gamma_2 = \int_{-1}^1 x^2 d\nu(x)$; the positive part ψ_D^+ of ψ_D is then seen to be:

$$\begin{aligned} \psi_D^+(z, w) = & iz\gamma_1 + iw\gamma_2 + \int_0^{+\infty} (e^{izx+iwx^2} - 1 - (izx+iwx^2)) \frac{c_+ e^{-\beta_+ x}}{x^{1+\alpha_+}} dx = iz\gamma_1 + iw\gamma_2 + \\ & ic_+ \beta_+^{\alpha_+} \left(-w \frac{\Gamma(2-\alpha_+)}{2i\beta_+^2} - z \frac{\Gamma(1-\alpha_+)}{2i\beta_+} + i\Gamma(-\alpha_+) \right) - c_+ (\beta_+ - iz)^{\alpha_+} \left(\frac{i(\beta_+ - iz)^2}{w} \right)^{-\alpha_+/2} \\ & \left(\sqrt{\frac{i(\beta_+ - iz)}{w}} \Gamma\left(\frac{1}{2} - \frac{\alpha_+}{2}\right) {}_1F_1\left[\frac{1-\alpha_+}{2}, \frac{3}{2}, \frac{i(\beta_+ - iz)^2}{4w}\right] - \right. \\ & \left. \Gamma\left(-\frac{\alpha_+}{2}\right) {}_1F_1\left[-\frac{\alpha_+}{2}, \frac{1}{2}, \frac{i(\beta_+ - iz)^2}{4w}\right] \right). \end{aligned} \quad (6.14)$$

Here Γ is the Euler Gamma function and ${}_1F_1$ the confluent hypergeometric function. The multi-strip of convergence of (6.14) is the set $\Sigma_\Phi = \{(z, w), \text{Im}(w) > 0, \text{Im}(z) > -\beta_+\}$. The determination ψ_D^- has a similar expression.

6.2 Stochastic volatility and the Heston model

In a stochastic volatility model the asset process is given, in a risk neutral-measure, by the SDE

$$dS_t = rS_t dt + \sqrt{v_t} S_t dW_t^1 \quad (6.15)$$

where v_t is some continuous stochastic variance process. By the Dubins and Schwarz's theorem any continuous martingale M_t can be written as $M_t = W_{\langle M \rangle_t}$ for a certain Brownian motion W_t , which implies that the DTC structure of a stochastic volatility model corresponds to a standard Brownian motion W_t time-changed by T_t as in (3.2). In order to explicitly express the characteristic function $\Phi_{t_0}(z, w)$ we must make a specific choice for the dynamics in (6.15). For instance, we can make the popular choice of selecting a square-root (CIR) equation for the instantaneous variance:

$$dv_t = \alpha(\theta - v_t)dt + \eta\sqrt{v_t}dW_t^2 \quad (6.16)$$

for positive constants α, θ, η and a Brownian motion W_t^2 linearly correlated with W_t^1 through a correlation coefficient ρ . For S_t to be well-defined, the parameters α, θ , and η need to satisfy the *Feller condition* $2\alpha\theta \geq \eta^2$. The system of SDEs (6.15)-(6.16) is the model by Heston (1993). As we change to the measure $\mathbb{Q}(z, w)$, the application of the complex-plane version of Girsanov's theorem and a simple algebraic manipulation reveals that the leverage-neutral dynamics v_t^z of v_t are of the same form as (6.16), but with parameters:

$$\alpha^z = \alpha - i\rho z\eta, \quad (6.17)$$

$$\theta^z = \alpha\theta/\alpha^z \quad (6.18)$$

(see also Carr and Wu 2004). Using equation (4.4), we determine Φ_{t_0} as follows⁴:

$$\Phi_{t_0}(z, w) = \mathcal{L}_{\Delta T}^z(z^2/2 + iz/2 - iw), \quad (6.19)$$

where $\mathcal{L}_{\Delta T}^z$ indicates the transform with respect to v_t^z which is well-known analytically (e.g. Dufresne, 2001). The case $T_t = t$ reverts back to the Black-Scholes model, when (6.19) collapses to (6.2) with $\sigma^2 = v_0$.

Other choices for v_t are clearly possible, yielding different stochastic volatility models (the 3/2 model, GARCH, etc.). It is clear from the arguments above that, for an analytical expression for Φ_{t_0} to exist it suffices that the Laplace transform of T_t is known in closed form⁵ and that v_t belongs to a class of models that are stable under the Girsanov transformation.

6.3 DTC jump diffusions

When the underlying Lévy process is represented by a finite activity jump diffusion, operating a decoupled time change amounts to either introducing a stochastic volatility coefficient in the continuous Brownian part, or making the intensity of the compound Poisson process X_t^d stochastic, or both. Models carrying this structure have been prominently discussed by D.S. Bates (1996) and H. Fang (2000).

⁴Torricelli (2013) has independently found Φ_{t_0} for the Heston model by augmenting the SDE system (6.15)-(6.16) with the equation $dI_t = v_t dt$, and solved the associated Fourier-transformed parabolic equation via the usual Feynman-Kac argument. As has to be the case, the two approaches coincide.

⁵See e.g. Lewis 2000, chapter 2, for the Laplace transform of the cited models.

6.3.1 Stochastic volatility with jumps

The stochastic volatility model with jumps (SVJ) provides us with a first instance of a decoupled time change not otherwise obtainable as an ordinary time change. The SVJ model is in fact a Lévy decoupled time change with a time-changed continuous part and a time-homogeneous jump part. The dynamics for the asset price are given by the exponential jump diffusion:

$$dS_t = rS_{t-}dt + \sqrt{v_t}S_{t-}dW_t^1 + S_{t-}(\exp(J) - 1)dN_t - \kappa\lambda S_{t-}dt; \quad (6.20)$$

for some Brownian motion W_t^1 , stochastic variance process v_t , Poisson process N_t and jump size J having compensator κ . The underlying DTC structure of the Bates model is given by $X_{T,U} = X_{T_t}^c + X_t^d$ with the characteristic triplet for X_t being $(0, 1, \lambda f_J(x)dx)$ and T_t taking the form (3.2). By assuming as a jump distribution a normal random variable, and as a variance process the square-root equation:

$$dv_t = \alpha(\theta - v_t)dt + \eta\sqrt{v_t}dW_t^2 \quad (6.21)$$

we have the model by Bates (1996). For the discounted asset value to be a martingale, the parameters of the driving stochastic volatility and jump process must be subject to the requirements of both subsection 6.2 and subsection 6.1.2. It is straightforward to see that $\Phi_{t_0}(z, w)$ decomposes into:

$$\Phi_{t_0}(z, w) = \Phi_{t_0}^c(z, w)\Phi_{t_0}^d(z, w), \quad (6.22)$$

where $\Phi_{t_0}^c(z, w)$ and $\Phi_{t_0}^d(z, w)$ are given respectively by (6.19) and (6.6)-(6.7). Therefore:

$$\Phi_{t_0}(z, w) = \mathcal{L}_{\Delta T}^z(z^2/2 + iz/2 - iw) \exp(-(t - t_0)\lambda(iz\kappa - \phi_{J,J^2}(z, w) + 1)). \quad (6.23)$$

So far, we have encountered either exponential Lévy models, or exponentially-affine functions arising as solutions of a PDE problem. Here we have a mixture of the two: a time-homogeneous jump factor, modeled as a compound Poisson process, and a continuous diffusion factor, whose characteristic function solves a diffusion problem. The degenerate case $T_t = t$, yields a Merton jump diffusion with diffusion coefficient $\sqrt{v_0}$.

6.3.2 Stochastic volatility with jumps and a stochastic jump rate

Another way of obtaining a DTC model is obtained by introducing a stochastic jump frequency into the jump diffusion of the log-price. A jump process with stochastic volatility and stochastic jump rate (SVJSJ) has been suggested and empirically studied by Fang (2000). For a time change U_t , we assume N_t to be a pure jump process of finite activity such that conditionally on U_t , N_t is distributed like a Poisson random variable of parameter U_t , and is independent of every other involved process. We let λ_t be another continuous stochastic process; with the remaining notation as in subsection 6.3.1, we define the asset price dynamics as follows:

$$dS_t = rS_{t-}dt + \sqrt{v_t}S_{t-}dW_t^1 + S_{t-}(\exp(J) - 1)dN_t - \kappa\lambda_t S_{t-}dt; \quad (6.24)$$

This model has a clear DTC Lévy structure $X_{T,U}$ given by T_t , U_t as in (3.2) and (3.3) with $u_t = \lambda_t$, and the characteristic triplet $(0, 1, f_J(x)dx)$. The model by Fang is obtained by setting:

$$dv_t = \alpha(\theta - v_t)dt + \eta\sqrt{v_t}dW_t^2; \quad (6.25)$$

$$d\lambda_t = \alpha_\lambda(\theta_\lambda - \lambda_t)dt + \eta_\lambda\sqrt{\lambda_t}dW_t^3. \quad (6.26)$$

As usual we impose $\langle W_t^1, W_t^2 \rangle_t = \rho dt$; in contrast, the Brownian motion W_t^3 is assumed to be independent of all the other random variables. If both of the diffusion parameter sets obey Feller's condition and the density of J decays sufficiently fast, \tilde{S}_t is a martingale. Like in the

Bates model, the jumps J are normally distributed. The function Φ_{t_0} is then given by:

$$\Phi_{t_0}(z, w) = \mathcal{L}_{\Delta T}^z(z^2/2 + iz/2 - iw)\mathcal{L}_{\Delta U}(iz\kappa - \phi_{J,J^2}(z, w) + 1). \quad (6.27)$$

Again we recognize that we can decompose $\Phi_{t_0}(z, w) = \Phi_{t_0}^c(z, w)\Phi_{t_0}^d(z, w)$, where $\Phi_{t_0}^c$ is the leverage-neutral characteristic function of a Heston process of variance v_t , and $\Phi_{t_0}^d$ that of a compound Poisson process time-changed with U_t , whose argument was computed in subsection 6.1.2. The Laplace transforms of the integrated-square root processes arising from v_t^z and λ_t are known, and the leverage-neutral version v_t^z of v_t has been given in subsection 6.2. Observe that there is no leverage effect in the jump part because of the assumptions on W_t^3 . Finally, notice that the case $U_t = t$ reduces to the Bates model with a jump activity rate equal to λ_0 .

6.4 General exponentially-affine activity rate models

A general theory of affine models for the discounted asset dynamics has been laid out by Duffie *et al.* (2000), and Filipović (2001), as well as others. We briefly illustrate how this ties in with decouple time-changed processes. Suppose we have a Markov process given by the stochastic differential equation:

$$dY_t = \mu(Y_t)dt + \sigma(Y_t)dW_t + dN_t \quad (6.28)$$

where W_t is an n -dimensional Brownian motion, N_t is an n -dimensional pure jump process of intensity $\lambda(Y_t)$ and joint jump size distribution $F(x_1, \dots, x_n)$ on \mathbb{R}^n . We fix a discount functional $R(x) = r_0 + r_1 \cdot x$, $(r_0, r_1) \in \mathbb{R} \times \mathbb{R}^n$ and assume for the coefficients the following linear structure:

$$\begin{aligned} \mu(x) &= m_0 + m_1x, & (m_0, m_1) &\in \mathbb{R} \times \mathcal{M}_n(\mathbb{R}) \\ \sigma \cdot \sigma^T(x) &= \Sigma_0 + \Sigma_1x, & (\Sigma_0, \Sigma_1) &\in \text{Sim}_n(\mathbb{R}) \times \text{Sim}_n(\mathbb{R})^n \\ \lambda(x) &= l_0 + l_1x, & (l_0, l_1) &\in \mathbb{R} \times \mathbb{R}^n. \end{aligned} \quad (6.29)$$

For some one-dimensional DTC process $X_{T,U}$, let M_t be the change of measure martingale in (4.3) and assume Y_t to be two-dimensional, so that the marginals of Y_t represent the instantaneous activity rates v_t and u_t .

The leverage-neutral characteristic function Φ_{t_0} can be recovered as follows. By taking the Ito differential of $\log M_t$ one sees that M_t is itself a linear jump diffusion; we can thus define the three-dimensional augmented process $\tilde{Y}_t = (Y_t, \log M_t)$ having some associated extended parameters $\tilde{m}_0, \tilde{m}_1, \tilde{\Sigma}_0, \tilde{\Sigma}_1, \tilde{l}_0, \tilde{l}_1$ in (6.29). Furthermore, we can rewrite M_t as:

$$M_t = \exp(b \cdot \tilde{Y}_t) \quad (6.30)$$

where $b = (0, 0, 1)^T$. Now, according to the results of Duffie *et al.* (2000), appendix C, under the measure $\mathbb{Q} = \mathbb{Q}(z, w)$ having Radon-Nikodym derivative M_t , we have:

$$\Psi_{t_0}^{\mathbb{Q}}(u) := \mathbb{E}_{t_0}^{\mathbb{Q}} \left[\exp \left(- \int_{t_0}^t R(\tilde{Y}_s) ds \right) e^{u \cdot \tilde{Y}_t} \right] = e^{-\alpha(t_0) - \beta(t_0) \cdot \tilde{Y}_{t_0}} \quad (6.31)$$

for all u for which (6.31) is defined, and $\alpha(\tau)$, $\beta(\tau)$ following the Riccati system of ODEs⁶:

$$\beta(\tau)' = r_1 + (\tilde{m}_1^T + \tilde{\Sigma}_1 b)\beta(\tau) - \frac{1}{2}\beta(\tau)^T \tilde{\Sigma}_1 \beta(\tau) - \tilde{l}_1(\mathcal{L}_F(\beta(\tau) + b) - \mathcal{L}_F(b)) \quad (6.32)$$

$$\alpha(\tau)' = r_0 + (\tilde{m}_0 + \tilde{\Sigma}_0 b)\beta(\tau) - \frac{1}{2}\beta(\tau)^T \tilde{\Sigma}_0 \beta(\tau) - \tilde{l}_0(\mathcal{L}_F(\beta(\tau) + b) - \mathcal{L}_F(b)) \quad (6.33)$$

for $\tau \leq t$, with boundary conditions $\beta(t) = u$ and $\alpha(t) = 0$. By choosing

$$r_0 = 0, \quad r_1 = (\zeta(z, w, \mu, \sigma, \theta_0), \xi(z, w, \nu(dx), \theta_0), 0), \quad (6.34)$$

⁶ $(\beta(\tau)^T \Sigma_1 \beta(\tau))^k := \beta(\tau)^T \Sigma_1^k \beta(\tau)$, $k = 1, \dots, n$.

one notices that:

$$\Psi_{t_0}^{\mathbb{Q}}(0) = \Phi_{t_0}(z, w). \quad (6.35)$$

The solvability of equations (6.32)-(6.33) is discussed and characterized in Grasselli and Tebaldi (2007). What we have just shown is that the class of the exponentially-affine processes and that of the DTC Lévy processes intersect in the class of the DTC processes whose instantaneous activity rates are given by affine jump diffusions of the form (6.28)-(6.29).

We remark that \tilde{Y}_t implicitly defines a price process S_t through the instantaneous activity rates and the change of measure martingale M_t accounting for the dependence structure between the time changes and the underlying Lévy process. The augmented diffusion \tilde{Y}_t is an *exponentially-affine decoupled time change*; all the models reviewed so far fall under this category⁷. Another example of a model that can be represented in this form is the “double jump model” of Duffie *et al.* (2000), given by a jump diffusion with stationary jump intensity, whose stochastic volatility is itself a jump diffusion process having the same intensity as the stock.

7 A multifactor DTC jump diffusion

In this section we illustrate a theoretical model in the DTC framework admitting a closed formula for Φ_{t_0} . The price evolution we consider has several attractive features: it is a DTC jump diffusion and therefore allows for the presence of a stochastic jump rate and a stochastic volatility; in addition, both of these processes are given through a multifactor specification. Regarding the correlation modeling, the dynamics we assume carry the usual linear correlation between the stochastic volatility and the Brownian motion driving the stock, as well as a dependence structure between the instantaneous rates of activity. Thus, the hypothesis of a market jump and continuous activity which are correlated with each other finds room in this model.

The case for multifactor volatility has been made by a number of authors. As pointed out by Bergomi 2005, a volatility specification of this kind overcomes the inability of single factor models to fit the current market skew, while at the same time predicting the future evolution of implied volatilities consistently with the historical data, which is of particular relevance in the pricing of certain forward-starting derivatives such as the cliquet option. Furthermore multifactor models make possible a long-term volatility specification that accounts for the slow decay of the autocorrelation function of the variance process (Gallant *et al.* 2013), as opposed to single factor models, whose autocorrelation function typical decay is exponential.

The price process we analyze links to a modern and currently very active strain of research, which makes use of the so-called *Wishart process* for financial modeling purposes. The Wishart process is a matrix-valued affine process, studied foremostly by M.F. Bru (1991), that can be thought as a multivariate extension of the CIR process. It has been used to model the driving factors of term structures and price processes by, among the others, da Fonseca *et al.* (2007, 2008), and Gouriéroux and Sufana (2003, 2010), among the others.

For commuting matrices Q and M in $\mathcal{M}_n(\mathbb{R})$, with Q invertible and M negative definite (to capture mean-reversion), a Wishart process Σ_t is defined by the following multi-dimensional SDE:

$$d\Sigma_t = \sqrt{\Sigma_t} dB_t Q + Q^T dB_t^T \sqrt{\Sigma_t} + (M\Sigma_t + \Sigma_t M^T + cQ^T Q)dt. \quad (7.1)$$

The Wishart process is thus a symmetric matrix-valued process. The matrix M must satisfy the further constraint $c \geq n - 1$ for some $c > 0$; B_t is here an $n \times n$ matrix of Brownian motions.

We can use Σ_t to build a one-dimensional DTC jump diffusion model as follows. We choose $n = 2$ and let W_t be a two-dimensional Brownian motion such that $\langle W^1, B^{1,1} \rangle_t = \langle W^2, B^{2,1} \rangle_t = \rho t$ for some correlation parameter ρ and W_t is independent of all the other entries of B_t . Let

⁷A model that can be written in DTC form falling outside this intersection is the linear quadratic-affine model by Santa Clara and Yan, [38]. However, such model does not possess an analytically tractable transform to be used for pricing purposes.

N_t be a finite activity jump process like in subsection 6.3.2, which we further assume it to be independent of both W_t and B_t . As usual, the jump distribution J is set to be independent of every other variable. Denoting by σ_t the positive-definite matrix square root of Σ_t , we can define the risk-neutral dynamics of the log-price process $Y_t = \log(S_t/S_0)$ as:

$$dY_t = (r - \Sigma_t^{1,1}/2 - \Sigma_t^{2,2}\kappa)dt + \sigma_t^{1,1}dW_t^1 + \sigma_t^{1,2}dW_t^2 + JdN_t, \quad Y_0 = 0 \quad (7.2)$$

where κ equals $\phi_J(-i) - 1$. The process S_t can be seen to be a local martingale of the form (3.7) by assuming the time changes in proposition 3.3 to be like those in equations (3.2) and (3.3) and letting:

$$dX_t^c = \frac{\sigma_t^{1,1}}{\sqrt{\Sigma_t^{1,1}}}dW_t^1 + \frac{\sigma_t^{1,2}}{\sqrt{\Sigma_t^{1,1}}}dW_t^2, \quad X_t^d = \sum_{i=0}^{M_t} J, \quad v_t = \Sigma_t^{1,1}, \quad u_t = \Sigma_t^{2,2}, \quad \theta_0 = (-i, -i). \quad (7.3)$$

where M_t is a Poisson process of intensity 1. Multifactoriality is reflected in the fact that even though each activity rate is specified by a single factor, the correlation between them involves all the three components of Σ_t . Indeed, let w_t^j be the scalar Brownian motion driving $\Sigma_t^{j,j}$: it can be proved that

$$d\langle w^1, w^2 \rangle_t = \frac{\Sigma_t^{1,2}(Q^{1,1}Q^{1,2} + Q^{2,1}Q^{2,2})}{\sqrt{\Sigma_t^{1,1}((Q^{1,1})^2 + (Q^{2,1})^2)}\sqrt{\Sigma_t^{2,2}((Q^{1,2})^2 + (Q^{2,2})^2)}}dt. \quad (7.4)$$

Observe that this correlation is *stochastic*. The correlation between Y_t and its instantaneous variance $\Sigma_t^{1,1}$ is instead determined by the interplay between ρ and Q ; we have:

$$d\langle w^1, X^c \rangle_t = \frac{\rho Q^{1,1}}{\sqrt{(Q^{1,1})^2 + (Q^{2,1})^2}}. \quad (7.5)$$

By applying the Girsanov's transformation, we see that the $\mathbb{Q}(z, w)$ -dynamics of (7.1) are given by the complex-valued Wishart process:

$$d\Sigma_t^z = \sqrt{\Sigma_t^z}dB_tQ + Q^TdB_t^T\sqrt{\Sigma_t^z} + (M^z\Sigma_t^z + \Sigma_t^z(M^z)^T + cQQ^T)dt \quad (7.6)$$

where

$$M^z = M + izQ^TR, \quad R = \begin{pmatrix} \rho & 0 \\ 0 & 0 \end{pmatrix}, \quad (7.7)$$

whence:

$$\Phi_{t_0}(z, w) = \mathcal{L}_{\Delta T, \Delta U}^z(z^2/2 + iz/2 - iw, iz\kappa - \phi_{J, J^2}(z, w) + 1). \quad (7.8)$$

Notably, the Laplace transform $\mathcal{L}_{\Delta T, \Delta U}(\cdot)$ for v_t and u_t as in (7.3) can be derived in closed form (see the appendix), since it is a particular case of some well-studied transforms of the Wishart process. In the spirit of the previous section, we remark that when all the Wishart matrices are diagonal, an application of the Lévy theorem shows that this model reduces to a SVJSJ for some appropriate parameter choice (see section 8.2 below).

It is therefore possible to price, and find price sensitivities of, joint price/volatility contingent claims on an asset whose log-price process follows Y_t . The model just presented is a particular DTC jump diffusion featuring not only the usual leverage effect between the underlying jump diffusion and the continuous/jump market activity, given by (7.5), but also a correlation structure between the rates of activities themselves, as shown by equation (7.4). For practical financial modeling purposes, we shall see in section 8.2 below that this relationship positively impacts the ability of a jump model of capturing the volatility skew of a traded asset.

This asset pricing model provides an example of how non-trivial DTC modeling (i.e. achieved

by using *dependent* time changes) might work in practice. As a general approach, one could start from a multivariate stochastic process whose integrated marginals have a known joint Laplace transform, and use these as time changes for the continuous and discontinuous parts of some given Lévy process. The underlying Lévy triplet will only appear as an argument of such a transform, and the characteristic function of the process is then completely determined up to a measure change. This and similar models are currently the subject of further research.

8 Numerical testing

8.1 Implementation of the pricing formula

For validation purposes, we numerically implemented equation (5.4) in MATHEMATICA[®] for various models and payoffs, and compared the analytical prices so obtained to a MATLAB[®] simulation following an Euler scheme. The results confirm the consistence of the pricing formula with the risk-neutral valuation theory.

We analyzed three different contingent claims: one on S_t , one on TV_t , and one joint derivative on S_t and TV_t . Namely, we accounted for three different kinds of options: a vanilla call option, a call option on the realized volatility, and a call TVO.

For a plain call option of maturity t and strike K , the function F and its Fourier transform \hat{F} to be used in (5.4) are:

$$F(z) = (e^z - K)^+, \quad \hat{F}(z) = \frac{K^{1+iz}}{(iz - z^2)}; \quad (8.1)$$

the function \hat{F} exists and is analytic for $\text{Im}(z) > 1$.

A possible volatility investment is to write a call option using as an underlying the total realized volatility $\sqrt{TV_t}$ of an asset, or to buy a call option directly on a volatility index such as the VIX. Hence, we would like to price the contingent claim paying $(\sqrt{TV_t} - Q)^+$ at time t for some strike realized volatility level Q . In our equation we would then need to take:

$$F(w) = (\sqrt{w} - Q)^+, \quad \hat{F}(w) = \frac{\sqrt{\pi} \text{Erfc}(Q\sqrt{-iw})}{2(-iw)^{3/2}}; \quad (8.2)$$

the Fourier transform here is well-defined and holomorphic in $\text{Im}(w) > 0$.

The target volatility option mentioned in the introduction is a natural candidate for testing mixed-claim structures, being an instance of a currently traded joint asset/volatility derivative. The payoff function F and the Fourier transform for a call TVO of strike H , maturing at t with target volatility $\bar{\sigma}$ are:

$$F(z, w) = \bar{\sigma} \sqrt{\frac{t}{w}} (e^z - H)^+, \quad \hat{F}(z, w) = \bar{\sigma} (1 + i) \sqrt{\frac{\pi t}{2w}} \frac{H^{1+iz}}{(iz - z^2)}. \quad (8.3)$$

Observe that, unlike the previous contracts, the payoff F of a TVO shows explicit dependence on the expiry t . The domain of holomorphy of \hat{F} is the strip $\Sigma_F = \{(z, w) \in \mathbb{C}^2, \text{Im}(z) > 1, \text{Im}(w) > 0\}$.

We numerically tested these derivatives using five different stochastic models for the underlying asset processes: namely, the Black-Scholes, Heston, Merton, Bates and Fang models. All the prices have been produced with a single implementation of (5.4) with Φ_{t_0} given by (6.27). All we had to do is changing/voiding the relevant parameters, and replacing the module for \hat{F} whenever we switched payoff. The parameter estimates have been taken from Fang's fitting of the S&P 500 index, and are illustrated in table 1. Tables 2 to 6 summarize the result obtained for five different sets of observable market conditions $(r, t_0, S_{t_0}, TV_{t_0})$ and contract parameters $t, K, Q, H, \bar{\sigma}$. For each given t_0 , the maturity $t > t_0$ is the same for all the three options consid-

ered; a TVO is always compared to a vanilla call having same strike, and the target volatility is set to be constant across all the data sets.

We simulated 100.000 paths of step size $(t - t_0)/1000$. The figures show a good overall match between the analytical value (AV) and the Monte Carlo value (MC); the relative error $|AV - MC|/MC$ is shown in parentheses. For the call option on the volatility in some cases we almost attain four-digit precision. On the other hand, for some models and data sets the integrands for the TVO valuation remain highly oscillatory around the maximum integration range; when this occurs, a certain loss of accuracy is observed.

8.2 Leverage sensitivity of the model of section 7

In this section we try to provide further financial motivation for the model with correlated stochastic volatility and jump rate (CSVJA) of section 7 through a numerical exercise. Specifically, in what follows we analyze the sensitivity of the volatility skew of the Bates, Fang and CSVJA models with respect to variations in the “leverage parameter” ρ . We define in this section ρ as being the constant value giving the instantaneous correlation between the Brownian components of the stochastic variance and that of the log-returns of the accounted models.

Preliminarily, let us assume the following form for the matrices in the equations of section 7:

$$M = \begin{pmatrix} M_1 & 0 \\ 0 & M_2 \end{pmatrix}, \quad \Sigma_0 = \begin{pmatrix} \Sigma_1 & 0 \\ 0 & \Sigma_2 \end{pmatrix}, \quad R = \begin{pmatrix} R_1 & 0 \\ 0 & 0 \end{pmatrix}, \quad Q = \begin{pmatrix} Q_1 & Q_0 \\ Q_0 & Q_2 \end{pmatrix}. \quad (8.4)$$

The jumps are assumed to be normally distributed with mean μ and variance δ^2 . As already mentioned in section 6, an application of the Lévy theorem shows that when $Q_0 = 0$ the parametrization above is equivalent to a Fang model with:

$$\begin{aligned} \alpha &= -2M_1, & \theta &= -\frac{bQ_{11}^2}{2M_1}, & \eta &= 2Q_{11}, & v_0 &= \Sigma_1; \\ \alpha_\lambda &= -2M_2, & \theta_\lambda &= -\frac{bQ_{22}^2}{2M_2}, & \eta_\lambda &= 2Q_{22}, & \lambda_0 &= \Sigma_2, & \rho &= R_1. \end{aligned} \quad (8.5)$$

Clearly, by further assuming $M_2 = Q_2 = 0$ one recovers the Bates model. The example in (8.4) is then “minimal” in the sense that it represents the slightest possible modification of certain known models attaining a true CSVJA specification. We set the parameters in (8.4) as follows:

$$M_1 = M_2 = -0.33, \quad Q_1 = Q_2 = 0.25, \quad Q_0 = 0.15, \quad \Sigma_1 = \Sigma_2 = 0.01, \quad \kappa = -0.2, \quad \delta = 0.3, \quad c = 3. \quad (8.6)$$

The market parameters have been chosen as $S_{t_0} = 100$ and $r = 0.03$. According to the remarks above, by voiding the relevant matrix entries, we can use (8.6) to specify one instantiation each of the Bates, Fang and CSVJA models.

In figures 1 and 2 we show the 3-month volatility skew extracted from the call option prices generated by (5.1), respectively for the Fang and Bates model. The two curves correspond to a value of ρ given respectively by 0 and -0.6 . As we can see, the skew is only marginally affected by the variation of the leverage parameter. We emphasize that, consistently with the standard representations given in section 6, a direct check confirms that we have here no correlation between the activity rates, that is, if $Q_0 = 0$ then (7.4) vanishes.

The lack of sensitivity of the skew with respect to ρ in jump models is a well understood fact. The reason is that for such a class of models the short term dynamics of the surface are generally handled by the jump parameters which unlike the leverage value, do not retain a clear economic interpretation. This is normally regarded as a shortcoming of the jump models, since an improvement in the short term smile fit is achieved at a cost of a loss of sensitivity with respect to the calibrated parameters, which can be problematic for e.g. skew hedging purposes. For a full discussion, see da Fonseca and Grasselli (2011).

Interestingly, if we perform the same analysis for the full CSVJA parametrization (figure 3) we instead notice a considerable variation of the volatility skew when leverage is introduced. In particular, we see that when ρ , which in this case is given by equation (7.5), is nonzero, the short term smile is much more negatively skewed than in the uncorrelated cases. Since we are exactly in the same situation as in the Fang model in terms of marginal distributions of the driving factors and values of ρ , such an increased sensitivity of the skew can only be due to the correlation between the activity rates established when letting $Q_0 \neq 0$. The effect of this “second” correlation on the skew can be intuitively explained as follows. Because of the leverage effect, as prices go down the volatility spikes up, generating negative skewness in the returns distribution. But now the volatility is correlated with the jump activity; in particular, we see from (7.4) that this is most likely going to be a *positive* correlation. The reason for this is that the sign of (7.4) depends only on the sign of $\Sigma_t^{1,2}$, which is a mean reverting process with a positive mean reversion level. Therefore, when the volatility increases, the jump intensity is likely to increase as well, and hence so does the probability of observing a (negative on average) jump. The latter contributes to the negative skewness of the asset returns and thus reinforces the negative skew of the volatility smile.

The test conducted reveals a very useful property of a DTC Lévy jump model of CSVJA type. As opposed to the standard jump models with independent activities, the underlying dynamics introduced are able to adequately match the convexity of a steep volatility skew without having to surrender the overall control on the surface of the correlation parameter ρ . Unlike the traditional jump models, changes in the short term part of the surface can be achieved not only by a change in the distribution of the jump part, but also by varying a correlation parameter, much like what happens in a purely diffusive model. The ability of the surface to promptly respond to variations of financially meaningful variables is a property greatly appreciated by the practitioners; in this respect the CSVJA model may improve the jump asset modeling literature. An empirical study on this model is matter of ongoing research.

9 Conclusions

In this paper we have suggested a theoretical pricing framework that can easily be made to represent popular settings, but whose full model and payoff generalities were not possible by using the previous theory. We achieved this by introducing the concept of decoupled time change and by considering payoffs on an asset and its accrued volatility as the default target claims to be priced.

DTC processes provide a common time-changed representation for many models from the extant literature, and help to capture possible dependence relationships between the continuous and the jump market activities. We obtained martingale relations for stochastic exponentials of DTC Lévy processes, based on which we defined an asset price’s dynamics. We then linked the joint characteristic function of the log-price dynamics and the quadratic variation to the joint Laplace transform of the time changes. As a by-product, we extended the measure change technique of Carr and Wu (2004) to the class of DTC Lévy processes. In the DTC setup, we rigorously posed and solved the valuation problem of a derivative paying off on an asset S_t and its realized volatility, by means of an inverse-Fourier integral relation that extends previously known formulae.

Several stochastic models and contingent claims have been analyzed. In all the accounted cases we outlined the underlying DTC structure and found the leverage-neutral characteristic function. In particular, the SVJ and SVJSJ models were shown to have their own time-changed Lévy structure. Furthermore, we have introduced a novel DTC Lévy theoretical model which illustrates how equity modeling could benefit from the idea of decoupled time changes.

For numerical comparison and validation purposes, we focused on specific instances from the three payoff classes allowed by our equation: plain vanilla claims, volatility claims, and joint asset/volatility claims. The results confirm the validity of our method. From a computational

standpoint, a single software implementation can output prices for several different combinations of models and payoffs. Finally, we have presented some initial evidence that a model with correlation between the activity rates potentially allows a better management of the volatility skew compared to other jump models.

Appendix: proofs

We begin by recalling some basic definitions from the semimartingale representation theory; in particular, we refer to Jacod and Shiryaev (1987), chapters 2 and 3, and Jacod (1979), chapitre X.

We define the *Doléans-Dade exponential* of an n -dimensional semimartingale X_t starting at 0 as:

$$\mathcal{E}(X_t) = e^{X_t - \langle X_t^c \rangle / 2} \prod_{s \leq t} (1 + \Delta X_s) e^{-\Delta X_s} \quad (9.1)$$

where X_t^c denotes the continuous part of X_t and the infinite product converges uniformly. This is known to be the solution of the SDE $dY_t = Y_t^- dX_t$, $Y_0 = 1$.

Let $\epsilon(x)$ be a truncation function and $(\alpha_t, \beta_t, \rho(dt \times dx))$ be a triplet of predictable processes that are well-behaved in the sense of Jacod and Shiryaev (1987), chapter 2, equations (2.12)-(2.14). For $\theta \in \mathbb{C}^n$, associate with $(\alpha_t, \beta_t, \rho(dt \times dx))$ the following complex-valued functional:

$$\Psi_t(\theta) = i\theta^T \alpha_t - \theta^T \beta_t \theta / 2 + \int_0^t \int_{\mathbb{R}^n} (e^{i\theta^T x} - 1 - i\theta^T x \epsilon(x)) \rho(ds \times dx). \quad (9.2)$$

This functional is well-defined on:

$$\mathcal{D} = \left\{ \theta \in \mathbb{C}^n \text{ such that } \int_0^t \int_{\mathbb{R}^n} e^{i\theta^T x} \epsilon(x) \rho(ds \times dx) < +\infty \text{ almost surely} \right\} \quad (9.3)$$

and because of the assumptions made it is also predictable and of finite variation.

Let X_t be an n -dimensional semimartingale. The *local characteristics* of X_t are the unique predictable processes $(\alpha_t, \beta_t, \nu(dt \times dx))$ as above, such that $\mathcal{E}(\Psi_t(\theta)) \neq 0$ and $\exp(i\theta^T X_t) / \mathcal{E}(\Psi_t(\theta))$ is a local martingale for all $\theta \in \mathcal{D}$. The process $\Psi_t^X(\theta)$ in (9.2) arising from the local characteristics of X_t is called the *cumulant process* of X_t , and it is independent of the choice of $\epsilon(x)$. It is clear that the local characteristics of a Lévy process X_t of Lévy triplet (μ, Σ, ν) are $(\mu t, \Sigma t, \nu dt)$.

If \mathcal{B} is a Borel space, the time change of a random measure $\rho(dt \times dx)$ on the product measure space $\Omega \times \mathcal{B}(\mathbb{R}_+ \times \mathbb{R}^n)$ according to some time change T_t , is the random measure:

$$\rho(dT_t \times dx)(\omega, [0, t) \times B) = \rho(dt \times dx)(\omega, [0, T_t(\omega)) \times B) \quad (9.4)$$

for $\omega \in \Omega$, $t \geq 0$ and all sets $B \in \mathcal{B}(\mathbb{R}^n)$. A random measure $\rho(dt \times dx)$ is T_t -*adapted* if for all t, ω and B holds $\rho(dt \times dx)((T_t^-, T_t], \omega, B) = 0$. This is equivalent to say that for each measurable random function W , the integral of W with respect to ρ is T_t -continuous (see Jacod 1979, chapitre X); conversely, if X_t is a pure jump process that is T_t -continuous, then its associated jump measure $\rho(dt \times dx)$ is T_t -adapted (Kallsen and Shiryaev 2002, proof of lemma 2.7).

A semimartingale X_t is said to be *quasi-left-continuous* if its local characteristic ν is such that $\nu(dt \times dx)(\omega, \{t\} \times B) = 0$ for all $t \geq 0$, Borel sets B in \mathbb{R}^n , and $\omega \in \Omega$. Essentially, quasi-left-continuity means that the discontinuities of the process cannot occur at fixed times.

The following theorem clarifies the importance of continuity/adaptedness under time changing, i.e. that stochastic integration and integration with respect to a random measure “commute” with the time changing operation.

Theorem A. Let T_t be a time change with respect to some filtration \mathcal{F}_t .

(i) Let X_t be a T_t -continuous semimartingale. For all \mathcal{F}_t -predictable integrands H_t , we have that H_{T_t} is \mathcal{F}_{T_t} -predictable, and:

$$\int_0^{T_t} H_s dX_s = \int_0^t H_{T_s^-} dX_{T_s}; \quad (9.5)$$

(ii) Let $\rho(dt \times dx)$ be a T_t -adapted random measure on $\Omega \times \mathcal{B}(\mathbb{R}_+ \times \mathbb{R}^n)$. For all measurable random functions $W(t, \omega, x)$ and $\omega \in \Omega$ it is:

$$\int_0^{T_t} \int_{\mathbb{R}^n} W(s, \omega, x) \rho(ds \times dx)(\omega) = \int_0^t \int_{\mathbb{R}^n} W(T_s^-(\omega), \omega, x) \rho(dT_s \times dx)(\omega). \quad (9.6)$$

Proof. See Jacod (1979), théorème 10.19, (a), for part (i), and théorème 10.27, (a), for part (ii). \square \square

In particular, from part (ii) of theorem A follows that if X_t is a pure jump proces with associated jump measure $\rho(dt \times dx)$ adapted to some time change T_t , then the time-changed process X_{T_t} has associated jump measure $\rho(dT_t \times dx)$.

It is essentially a consequence of theorem A that under the assumption of continuity with respect to T_t , the local characteristics of a time-changed semimartingale are well-behaved, in the sense of the next theorem.

Theorem B. Let X_t be a semimartingale having local characteristics $(\alpha_t, \beta_t, \rho(dx \times dt))$ and cumulant process $\Psi_t^X(\theta)$ with domain \mathcal{D} , and let T_t be a time change such that X_t is T_t -continuous. Then the time-changed semimartingale $Y_t = X_{T_t}$ has local characteristics $(\alpha_{T_t}, \beta_{T_t}, \rho(dT_t \times dx))$ and the cumulant process $\Psi_t^Y(\theta)$ equals $\Psi_{T_t}^X(\theta)$, for all $\theta \in \mathcal{D}$.

Proof. See Kallsen and Shiryaev (2002), lemma 2.7. \square \square

Proof of proposition 3.3. Let $(\mu, \Sigma, 0)$ and $(0, 0, \nu)$ be the Lévy triplets of X_t^1 and X_t^2 . Because of the T_t^1 and T_t^2 -continuity assumption, we can apply theorem B and we immediately see that the local characteristics of $X_{T_t^1}^1$ and $X_{T_t^2}^2$ are respectively $(T_t^1 \mu, T_t^1 \Sigma, 0)$ and $(0, 0, dT_t^2 \nu)$. By a result on the linear transformation of semimartingales, such two sets of local characteristics are additive (in Eberlein *et al.* (2009), proposition 2.4, take U to be the juxtaposition of two $n \times n$ identity blocks and $H = (X_{T_t^1}^1 \ X_{T_t^2}^2)^T$), so that X_{T_t} has local characteristics⁸ $(T_t^1 \mu, T_t^1 \Sigma, dT_t^2 \nu)$

Let $\Psi_t(\theta)$ be the cumulant process of X_{T_t} ; by definition the exponential $\mathcal{E}(\Psi_t(\theta))$ is well-defined if and only if $\theta \in \Theta$. But now the fact that T_t^1 and T_t^2 are continuous implies that X_{T_t} is quasi-left-continuous (Jacod and Shiryaev 1987, chapter 2, proposition 2.9), that in turn is sufficient for $\Psi_t(\theta)$ to be continuous (Jacod and Shiryaev 1987, chapter 3, theorem 7.4). Therefore, since Ψ_t is of finite variation, we have that $\mathcal{E}(\Psi_t(\theta)) = \exp(\Psi_t(\theta))$; in particular, this means that $\mathcal{E}(\Psi_t(\theta))$ never vanishes. By definition of the local characteristics, we then have that $M_t(\theta, X_t, T_t)$ is a local martingale for all $\theta \in \Theta$, and thus it is a martingale if and only if $\theta \in \Theta_0$. \square \square

Proof of proposition 4.1. An immediate consequence of theorem B is that, under the present assumptions, the class of continuous and pure jump martingales are closed under time changing, so that orthogonality follows. Therefore:

$$\langle X_{T,U} \rangle_t = \langle X_T^c \rangle_t + \langle X_U^d \rangle_t. \quad (9.7)$$

⁸The process X_{T_t} is a particular instance of an *Ito semimartingale*: see Jacod and Protter (2003).

The equation $\langle X_T^c \rangle_t = \Sigma T_t = \langle X^c \rangle_{T_t}$ can be established by the application of Dubins and Schwarz theorem. Regarding the discontinuous part, we notice that if $\rho(dt \times dx)$ is the jump measure associated to X_t^d we have that ρ is U_t -adapted because X_t^d is U_t -continuous. Hence, the application of theorem A, part (ii), yields:

$$\langle X^d \rangle_{U_t} = \sum_{t < U_t} (\Delta X_t)^2 = \int_0^{U_t} x^2 \rho(ds \times dx) = \int_0^t x^2 \rho(dU_s \times dx) = \langle X_U^d \rangle_t. \quad (9.8)$$

□

□

Counterexample to proposition 4.1. Let X_t^c be a standard Brownian motion, and let T_t be an inverse Gaussian subordinator with parameters $\alpha > 0$ and 1, independent of X_t^c . The process $X_{T_t}^c$ is a *normal inverse Gaussian process* of parameters $(\alpha, 0, 0, 1)$ and is a pure jump process (Barndorff-Nielsen 1997). Therefore by letting $X_t^d = X_{T_t}^c$ and $U_t = t$ we have $X_{T_t}^c = X_{U_t}^d$ so that orthogonality does not hold; moreover $\langle X_{T,U} \rangle_t = 2\langle X^d \rangle_t$ while the left hand side of (4.1) equals $\langle T \rangle_t + \langle X^d \rangle_t$. □

Proof of proposition 4.2. Since T_t and U_t are of finite variation, the total realized variance of an asset as in (3.7) satisfies $TV_t = -\theta_0^2 \langle X_{T,U} \rangle_t$, so that by proposition 4.1 we have:

$$TV_t = -\theta_0^2 (\sigma^2 T_t + \langle X^d \rangle_{U_t}). \quad (9.9)$$

The application of proposition 3.3 to $C_t + D_t$ guarantees that the process in (4.3) is a martingale for all $z, w \in \mathbb{C}$ such that $(iz\theta_0, iw\theta_0) \in \Theta_0$. By using relation (9.9) and operating the change of measure entailed by (4.3) we have:

$$\begin{aligned} \Phi_{t_0}(z, w) &= \mathbb{E}_{t_0}[\exp(iz \log(\tilde{S}_t/S_{t_0}) + iw(TV_t - TV_{t_0}))] \\ &= \mathbb{E}_{t_0}[\exp(iz(i\theta_0(\Delta X_{T_t}^c + \Delta X_{U_t}^d) - \Delta T_t \psi_X^c(\theta_0) - \Delta U_t \psi_X^d(\theta_0)) - iw\theta_0^2(\sigma^2 \Delta T_t + \Delta \langle X^d \rangle_{U_t}))] \\ &= \mathbb{E}_{t_0}[\exp(iz\theta_0, iw\theta_0) \cdot (\Delta C_{T_t} + \Delta D_{U_t}) - \Delta T_t(iz\psi_X^c(\theta_0) + iw\theta_0^2\sigma^2) - \Delta U_t iz\psi_X^d(\theta_0)] \\ &= \mathbb{E}_{t_0}^{\mathbb{Q}}[\exp(-\Delta T_t(\theta_0\mu(z - iz) - \theta_0^2\sigma^2(z^2 + iz - 2iw)/2) - \Delta U_t(iz\psi_X^d(\theta_0) - \psi_D(iz\theta_0, iw\theta_0)))]. \end{aligned}$$

To fully characterize Φ_{t_0} all that is left is expressing ψ_D in terms of ν . Since

$$\psi_D(z, w) = \log \mathbb{E} \left[\exp \left(\sum_{s < t} iz \Delta X_s^d + iw(\Delta X_s^d)^2 \right) \right], \quad (9.10)$$

we have that:

$$\psi_D(z, w) = \int_{\mathbb{R}} (e^{izx + iw x^2} - 1 - i(zx + wx^2) \mathbb{1}_{|x| \leq 1}) \nu(dx) \quad (9.11)$$

which completes the proof. □

□

Proof of proposition 5.1. We follow the proof Lewis (2001), theorem 3.2, lemma 3.3 and theorem 3.4. By writing the expectation as an inverse-Fourier integral (which can be done by the assumptions on F and because Φ_{t_0} is a characteristic function) and passing the expectation under the integration sign we have:

$$\begin{aligned} \mathbb{E}_{t_0}[e^{-r(t-t_0)} F(Y_t, \langle Y \rangle_t)] &= \mathbb{E}_{t_0} \left[\frac{e^{-r(t-t_0)}}{4\pi^2} \int_{ik_1 - \infty}^{ik_1 + \infty} \int_{ik_2 - \infty}^{ik_2 + \infty} S_t^{-iz} e^{-iw \langle Y \rangle_t} \hat{F}(z, w) dz dw \right] \\ &= \frac{e^{-r(t-t_0)}}{4\pi^2} \int_{ik_1 - \infty}^{ik_1 + \infty} \int_{ik_2 - \infty}^{ik_2 + \infty} e^{-iw \langle Y \rangle_{t_0}} S_{t_0}^{-iz} e^{-r(t-t_0)iz} \Phi_{t_0}(-z, -w) \hat{F}(z, w) dz dw. \quad (9.12) \end{aligned}$$

All that remains to be proven is that Fubini's theorem application is justified. Let $N_t = \log M_t(\theta_0, X_t, (T_t, U_t))$ be the discounted, normalized log-price; define the probability transition densities $p_t(x, y) = \mathbb{P}(N_t < x, \langle N \rangle_t < y) | t_0, N_{t_0}, \langle N \rangle_{t_0} \mathbb{1}_{\{x \in \mathbb{R}, y \geq \langle N \rangle_{t_0}\}}$, and let $\hat{p}_t(z, w)$ be their characteristic functions. For all $(z, w) \in L_{k_1, k_2}$ we have:

$$\begin{aligned} & \int_{ik_1 - \infty}^{ik_1 + \infty} \int_{ik_2 - \infty}^{ik_2 + \infty} \left| e^{-iw \langle Y \rangle_{t_0}} S_{t_0}^{-iz} e^{-r(t-t_0)iz} \Phi_{t_0}(-z, -w) \right| \hat{F}(z, w) dz dw \\ &= \int_{ik_1 - \infty}^{ik_1 + \infty} \int_{ik_2 - \infty}^{ik_2 + \infty} \hat{p}_t(-z, -w) \hat{F}(z, w) dz dw \\ &= \int_{\mathbb{R}^2} \hat{p}_t(-z + ik_1, -w + ik_2) \hat{F}(z + ik_1, w + ik_2) dz dw. \end{aligned} \quad (9.13)$$

For $x \in \mathbb{R}, y \geq 0$, set $f(x, y) = e^{-k_1 x - k_2 y} F(x, y)$ $g(x, y) = e^{k_1 x + k_2 y} p_t(x, y)$. We see that the integrand in the right-hand side of (9.13) equals $\hat{g}^*(z, w) \hat{f}(z, w)$. But now f is $L^1(dx \times dy)$ because F is Fourier-integrable in Σ_F (for $(z, w) \in \Sigma_F$ take $\text{Re}(z) = \text{Re}(w) = 0$); similarly, \hat{g}^* is $L^1(dz \times dw)$ because of the L^1 assumption on Φ_{t_0} . Therefore, the application of Parseval's formula yields:

$$\begin{aligned} & \int_{-\infty}^{+\infty} \int_{-\infty}^{+\infty} \hat{p}_t(-z + ik_1, -w + ik_2) \hat{F}(z + ik_1, w + ik_2) dz dw \\ &= 4\pi^2 \int_{-\infty}^{+\infty} \int_{-\infty}^{+\infty} p_t(x, y) F(x, y) dx dy = 4\pi^2 \mathbb{E}_{t_0}[F(N_t, \langle N \rangle_t)] < +\infty, \end{aligned} \quad (9.14)$$

since $F \in L^1_{t_0}(N_t, \langle N \rangle_t)$. □

Proof of the equations of section 7. We can endow Y_t with a correlation structure as follows. Let Z_t be a two-dimensional matrix Brownian motion independent of W_t . The matrix process:

$$B_t = \begin{pmatrix} \rho W_t^1 + \sqrt{1 - \rho^2} Z_t^{1,1} & Z_t^{1,2} \\ \rho W_t^2 + \sqrt{1 - \rho^2} Z_t^{2,1} & Z_t^{2,2} \end{pmatrix} \quad (9.15)$$

is also a matrix Brownian motion enjoying the property that $\langle W^j, B^{j,1} \rangle_t = \rho t$ and W_t is independent of $B_t^{j,2}$ for $j = 1, 2$. Since $\Sigma_t^{i,i} = (\sigma_t^{i,i})^2 + (\sigma_t^{1,2})^2$, we have that X_t^c is indeed a Brownian motion and the activity rates are connected through the element $\sigma_t^{1,2}$.

To verify equations (7.4) and (7.5), observe that for $j = 1, 2$ there exist some bounded variation processes F_t^j such that

$$d\Sigma_t^{j,j} = F_t^j dt + 2\sigma_t^{1,j}(Q^{1,j} dB_t^{1,1} + Q^{2,j} dB_t^{1,2}) + 2\sigma_t^{j,2}(Q^{1,j} dB_t^{2,1} + Q^{2,j} dB_t^{2,2}), \quad (9.16)$$

from which:

$$dw_t^j := \frac{d\Sigma_t^{j,j} - F_t^j dt}{2\sqrt{\Sigma_t^{j,j}((Q^{1,j})^2 + (Q^{2,j})^2)}} = \frac{\sigma_t^{1,j}(Q^{1,j} dB_t^{1,1} + Q^{2,j} dB_t^{1,2}) + \sigma_t^{j,2}(Q^{1,j} dB_t^{2,1} + Q^{2,j} dB_t^{2,2})}{\sqrt{\Sigma_t^{j,j}((Q^{1,j})^2 + (Q^{2,j})^2)}}. \quad (9.17)$$

By taking the quadratic variation of the right-hand side we see that w_t^j are two Brownian motions such that $d\Sigma_t^{j,j} = F_t^j dt + 2\sqrt{\Sigma_t^{j,j}((Q^{1,j})^2 + (Q^{2,j})^2)} dw_t^j$; equations (7.4) and (7.5) then follow from a direct computation.

Since X_{U^q} is orthogonal to every entry of the matrix Brownian motion B_t , the change in the dynamics of Σ_t under $\mathbb{Q}(z, w)$ is only due to the correlation between X_t^c and B_t . Hence, for $(z, w) \in \Theta$, the Radon-Nikodym derivative M_t to be considered in (4.3) reduces to

$$M_t = \mathcal{E} \left(iz \int_0^t \sqrt{\Sigma_s^{1,1}} dX_s^c \right). \quad (9.18)$$

Furthermore, for $j = 1, 2$ we have:

$$d \left\langle \int_0^\cdot \sqrt{\Sigma_s^{1,1}} dX_s^c, B^{j,1} \right\rangle_t = \rho \sigma_t^{1,j} dt \quad (9.19)$$

$$d \left\langle \int_0^\cdot \sqrt{\Sigma_s^{1,1}} dX_s^c, B^{j,2} \right\rangle_t = 0 \quad (9.20)$$

so that application of Girsanov's theorem tells us that

$$d\tilde{B}_t = dB_t - iz\rho \begin{pmatrix} \sigma_t^{1,1} dt & 0 \\ \sigma_t^{1,2} dt & 0 \end{pmatrix} \quad (9.21)$$

is a $\mathbb{Q}(z, w)$ -matrix Brownian motion. Solving the above for B_t and substituting in (7.1) yields (7.6). Equation (7.8) then follows from (4.4).

Finally, we give the formula for $\mathcal{L}_{T_t, U_t}(\cdot)$. For $\tau > 0$ and $n > 1$ consider the transform:

$$\phi_\Sigma(z) = \mathbb{E} \left[\exp \left(- \int_0^\tau \sum_{j=1}^n z_j \Sigma_s^{j,j} ds \right) \right] \quad (9.22)$$

for every vector of complex numbers $z = (z_1, \dots, z_n)$ such that the above expectation is finite. The function $\phi_\Sigma(z)$ is exponentially-affine of the form

$$\phi_\Sigma(z) = \exp(-a(\tau) - Tr(A(\tau)\Sigma_0)), \quad (9.23)$$

since it is a particular case of the transforms studied in e.g. Grasselli and Tebaldi (2007), and Gouriéroux (2003). The ODEs for $A(\tau), a(\tau)$ are given by:

$$A(\tau)' = A(\tau)M + M^T A(\tau) - 2A(\tau)Q^T Q A(\tau) + D, \quad A(0) = 0 \quad (9.24)$$

$$a(\tau)' = Tr(cQ^T Q A(\tau)), \quad a(0) = 0. \quad (9.25)$$

Here D is the diagonal matrix having the values z_1, \dots, z_n on the diagonal. The solution of (9.24)-(9.25) is obtainable through a linearization procedure that entails doubling the dimension of the problem, which yields:

$$A(\tau) = (A^{2,2}(\tau))^{-1} A^{2,1}(\tau) \quad (9.26)$$

$$a(\tau) = \frac{c}{2} Tr(\log(A^{2,2}(\tau)) + M^T \tau) \quad (9.27)$$

$$\begin{pmatrix} A^{1,1}(\tau) & A^{1,2}(\tau) \\ A^{2,1}(\tau) & A^{2,2}(\tau) \end{pmatrix} = \exp \left(\tau \begin{pmatrix} M & 2Q^T Q \\ D & -M^T \end{pmatrix} \right) \quad (9.28)$$

(see for example Gouriéroux 2003, proposition 7, or Grasselli and Tebaldi 2007, section 3.4.2). The formula for $\mathcal{L}_{\Delta T, \Delta U}$ follows from (9.26)- (9.28) when we choose $n = 2$, $(z_1, z_2) = (z, w)$ in (9.22), and set $\tau = t - t_0$, $\Sigma_0 = \Sigma_{t_0}$ in (9.23). \square \square

References

- [1] Ane, T. & Geman, H. (2000). Order Flow, Transaction Clock, and Normality of Asset Returns. *The Journal of Finance*, 55, 2259–2284.
- [2] Bates, D.S. (1996). Jumps and Stochastic Volatility: Exchange Rate Processes Implicit in Deutsche Mark Options. *Review of Financial Studies*, 9, 69–107.
- [3] Bergomi, L. (2005). Simle Dynamics I & II. *Risk*, 94.

- [4] Barndorff-Nielsen, O.E. (1997). Processes of normal inverse Gaussian type. *Finance and Stochastics*, 2, 41–68.
- [5] Bru, M.F. (1991). Wishart processes. *Journal of Theoretical Probability*, 4, 725–743.
- [6] Carr, P. & Madan, D.B. (1999). Option valuation using the fast Fourier transform. *Journal of Computational Finance*, 2, 61–73.
- [7] Carr P. & Sun, J. (2007). A New Approach for Option Pricing Under Stochastic Volatility. *Review of Derivatives Research*, 10, 87–150.
- [8] Carr, P., Geman H., Madan, D.B., Yor, M. (2002). The Fine Structure of Asset Returns: An Empirical Investigation. *Journal of Business*, 75, 305–332.
- [9] Carr, P. & Wu, L. (2004). Time-changed Lévy processes and option pricing. *Journal of Financial Economics*, 71, 113–41.
- [10] Clark, P.K. (1973). A Subordinated Stochastic Process Model with Finite Variance for Speculative Prices. *Econometrica*, 41, 135–155.
- [11] Cont, R. & Tankov, P. (2003). *Financial Modelling With Jump Processes*. Chapman and Hall / CRC Press, London.
- [12] da Fonseca, J. & Grasselli, M. (2011). Riding on the smiles, *Quantitative Finance*, 11(11), 1609–1632.
- [13] da Fonseca, J., Grasselli, M., Tebaldi, C. (2008). A multifactor Heston volatility model. *Quantitative Finance*, 8, 591–604.
- [14] da Fonseca, J., Grasselli, M., Tebaldi, C. (2007). Option pricing when correlation are stochastic: an analytical model. *Review of Derivatives Research*, 2, 151–180.
- [15] Di Graziano, G. & Torricelli, L. (2012). Target Volatility Option Pricing. *International Journal of Theoretical and Applied Finance*, 15(1).
- [16] Duffie, D., Pan, J., E., Singleton, K. (2000). Transform analysis and asset pricing for affine jump diffusions. *Econometrica*, 68, 1343–1376.
- [17] Dufresne, D. (2001). The Integrated Square-Root Process. *University of Montreal Research Paper*, 90.
- [18] Eberlein, E., Papapantoleon, A., Shiryaev, A.N. (2009). Esscher transforms and the duality principle for multidimensional semimartingales. *The Annals of Applied Probability*, 19, 1944–1971.
- [19] Fang, H. (2000). Option Pricing Implications of a Stochastic Jump Rate. *University of Virginia Working Paper*.
- [20] Filipović, D. (2001). A general characterization of one factor affine term structure models. *Finance and Stochastics*, 5, 389–412
- [21] Gallant, A.R., Hsu, C.T., Tauchen, G. (2013). Using Daily Range Data To Calibrate Volatility Diffusions And Extract The Forward Integrated Variance. *The Review of Economics and Statistics*, 81, 617–631.
- [22] Grasselli, M. & Tebaldi, C. (2007). Solvable Affine Term Structure Models. *Mathematical Finance*, 18, 135–153.
- [23] Gouriéroux, C. (2003). Continuous Time Wishart process for stochastic risk.. *Econometric Review*, 25, 177–217.

- [24] Gouriéroux, C. & Sufana, R. (2003). Wishart quadratic term structure models. CREF 03-10, HEC Montreal.
- [25] Gouriéroux, C. & Sufana, R. (2010). Derivative Pricing With Wishart Multivariate Stochastic Volatility. *Journal of Business and Economic Statistics*, 3, 438–451.
- [26] Huang, J. & Wu, L. (2004). Specification Analysis of Option Pricing Models Based on Time-Changed Lévy Processes. *The Journal of Finance*, 59, 1405–1440.
- [27] Heston, S.L. (1993). A closed-form solution for options with stochastic volatility with applications to bond and currency options. *Review of Financial Studies*, 6, 327–343.
- [28] Jacod, J. (1979). *Calcul Stochastique et Problèmes de Martingales*. Lecture Notes in Mathematics, Springer, Berlin.
- [29] Jacod, J. & Protter, P. (2011). *Discretization of Processes*. Stochastic Modelling and Applied Probability, Springer, Berlin.
- [30] Jacod, J. & Shiryaev, A.N. (1987). *Limit Theorems for Stochastic Processes*. Grundlehren der Mathematischen Wissenschaften, 288, Springer, Berlin.
- [31] Kallsen, J. & Shiryaev, A.N. (2002). Time change representation of stochastic integrals. *Theory of Probability and its Applications*, 46, 522–528.
- [32] Karatzas, I. & Shreve, S.E. (2000). *Brownian Motion and Stochastic Calculus*. Springer, Berlin.
- [33] Kou, S.G. (2002). A Jump-Diffusion Model for Option Pricing. *Management Science*, 48, 1086–1101.
- [34] Lewis, A. (2000). *Option Valuation under Stochastic Volatility*. Finance Press.
- [35] Lewis, A. (2001). A simple Option Formula For General Jump-Diffusion And Other Exponential Lévy Processes. *OptionCity.net Publications*.
- [36] Merton, S.C. (1976). Option pricing when underlying stock returns are discontinuous. *Journal of Financial Economics*, 3, 125–144.
- [37] Monroe, I. (1978). Processes that can be embedded in Brownian motions. *The Annals of Probability*, 6, 42–56.
- [38] P. Santa Clara & S. Yan (2010). Crashes, Volatility, and the equity premium: lessons from S & P 500 options, *The Review of Economics and Statistics*, 92, 435–451.
- [39] Sin, C.A. (1998). Complications with Stochastic Volatility Models. *Advances in Applied Probability*, 30, 256–268.
- [40] Torricelli, L. (2013). Pricing joint claims on an asset and its realized variance in stochastic volatility models. *International Journal of Theoretical and Applied Finance*, 16(1).
- [41] W., Zheng & L.K. Kwok (2014). Closed Form Pricing Formulas for Discretely Sampled Generalized Variance Swaps. *Mathematical Finance*, 24(4), 855–881.

Tables and figures

Table 1: Parameters from the S&P estimations of Fang (2000), section 4.

Parameters	Black-Scholes	Heston	Merton	Bates	Fang
σ_{t_0}	0.14	0.15	0.12	0.15	0.14
α		4.57		8.93	6.5
θ		0.0306		0.0167	0.0104
η		0.48		0.22	0.2
ρ		-0.82		-0.58	-0.48
λ_0			1.42	0.39	0.41
δ			0.0894	0.1049	0.2168
κ			-0.075	-0.11	-0.21
α_λ					5.06
θ_λ					0.13
η_λ					1.069

Table 2: $S_{t_0} = 100$, $K = H = 80$, $Q = 0.05$, $t_0 = 0$, $t = 1$, $r = 0.06$, $\bar{\sigma} = 0.1$, $TV_{t_0} = 0$.

Model	Vanilla Call		Volatility Call		TVO Call	
	AV	MC	AV	MC	AV	MC
B-S	24.7627	24.7775(0.05%)	0.0847	0.0848(0.12%)	17.5441	17.6982(0.87%)
Heston	25.3893	25.3710(0.07%)	0.1088	0.1084(0.37%)	17.2248	17.6044(2.16%)
Merton	25.3243	25.2290(0.38%)	0.1192	0.1194(0.17%)	17.7529	17.7922(0.22%)
Bates	25.1166	25.0889(0.11%)	0.1002	0.1005(0.30%)	18.5980	18.7480(0.80%)
Fang	25.5686	25.6508(0.32%)	0.0907	0.0892(1.68%)	24.0494	24.0764(0.11%)

Table 3: $S_{t_0} = 100$, $K = H = 120$, $Q = 0.1$, $t_0 = 0.5$, $t = 4$, $r = 0.039$, $\bar{\sigma} = 0.1$, $TV_{t_0} = 0.018$.

Model	Vanilla Call		Volatility Call		TVO Call	
	AV	MC	AV	MC	AV	MC
B-S	8.4801	8.4784(0.02%)	0.1672	0.1695(1.36%)	5.7622	5.6957(1.17%)
Heston	10.3063	10.3023(0.04%)	0.2167	0.2172(0.23%)	6.3815	6.7080(4.87%)
Merton	11.5845	11.5713(0.11%)	0.2357	0.2356(0.04%)	7.4564	7.4239(0.44%)
Bates	9.8607	9.8371(0.24%)	0.2002	0.2001(0.05%)	6.8180	6.9085(1.31%)
Fang	8.8630	8.8737(0.12%)	0.1827	0.1828(0.05%)	7.4173	7.5046(1.16%)

Table 4: $S_{t_0} = 100$, $K = H = 100$, $Q = 0.25$, $t_0 = 1.25$, $t = 1.5$, $r = 0.072$, $\bar{\sigma} = 0.1$, $TV_{t_0} = 0.23$.

Model	Vanilla Call		Volatility Call		TVO Call	
	AV	MC	AV	MC	AV	MC
B-S	3.7627	3.7346(1.02%)	0.2300	0.2305(0.22%)	0.9771	0.9437(3.54%)
Heston	4.1390	4.1304(0.21%)	0.2318	0.2320(0.09%)	1.0480	1.0451(0.28%)
Merton	4.4169	4.4435(0.60%)	0.2348	0.2343(0.21%)	1.1254	1.1235(0.17%)
Bates	4.1842	4.1687(0.37%)	0.2327	0.2328(0.04%)	1.0593	1.0544(0.46%)
Fang	4.3219	4.3420(0.46%)	0.2362	0.2362(0.00%)	1.0919	1.0987(0.62%)

Table 5: $S_{t_0} = 100$, $K = H = 60$, $Q = 0.2$, $t_0 = 3$, $t = 5$, $r = 0.0225$, $\bar{\sigma} = 0.1$, $TV_{t_0} = 0.19$.

Model	Vanilla Call		Volatility Call		TVO Call	
	AV	MC	AV	MC	AV	MC
B-S	42.6506	42.6452(0.01%)	0.2670	0.2665(0.19%)	19.7252	19.9181(0.96%)
Heston	42.9595	43.0010(0.10%)	0.2859	0.2858(0.03%)	19.8454	19.6512(0.99%)
Merton	42.8984	42.8580(0.09%)	0.2955	0.2954(0.03%)	19.4192	19.3975(0.11%)
Bates	42.7768	42.7928(0.04%)	0.2804	0.2802(0.07%)	19.8042	19.8318(0.14%)
Fang	43.0039	43.0252(0.05%)	0.2793	0.2791(0.07%)	20.5992	20.5998(0.01%)

Table 6: $S_{t_0} = 100$, $K = H = 130$, $Q = 0.015$, $t_0 = 1$, $t = 2.5$, $r = 0.087$, $\bar{\sigma} = 0.1$, $TV_{t_0} = 0.009$.

Model	Vanilla Call		Volatility Call		TVO Call	
	AV	MC	AV	MC	AV	MC
B-S	2.3393	2.3080(1.36%)	0.1590	0.1588(0.13%)	1.9535	1.8622(4.90%)
Heston	2.5098	2.5071(0.11%)	0.1852	0.1862(0.54%)	2.2190	2.1317(4.10%)
Merton	3.7078	3.6843(0.64%)	0.1983	0.1981(0.10%)	3.0330	3.0165(0.55%)
Bates	2.7416	2.7380(0.13%)	0.1767	0.1769(0.11%)	2.3727	2.3798(0.30%)
Fang	1.9814	1.9410(2.08%)	0.1664	0.1668(0.24%)	1.9453	1.9167(1.49%)

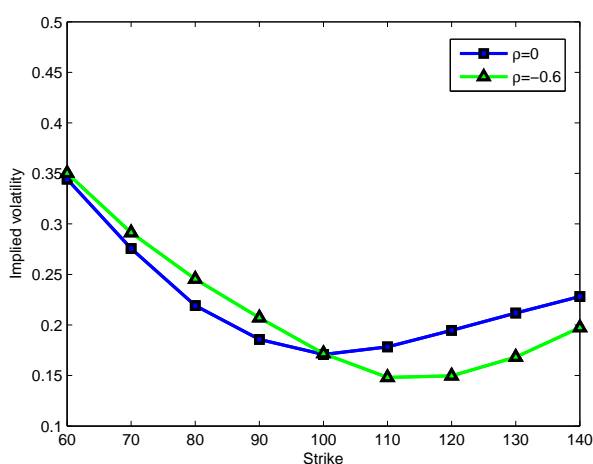


Figure 1: Comparison of the 3-month volatility skew in the Bates model for two different values of ρ . There is only a small difference in the skew of the two curves.

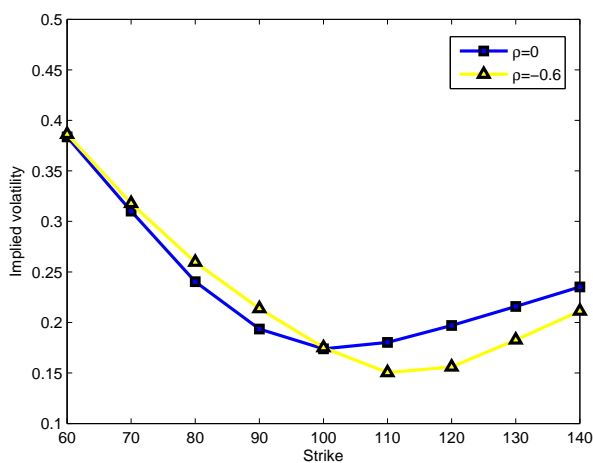


Figure 2: Comparison of the 3-month volatility skew in the Fang model for two different values of ρ . The situation is very similar to that of figure 1.

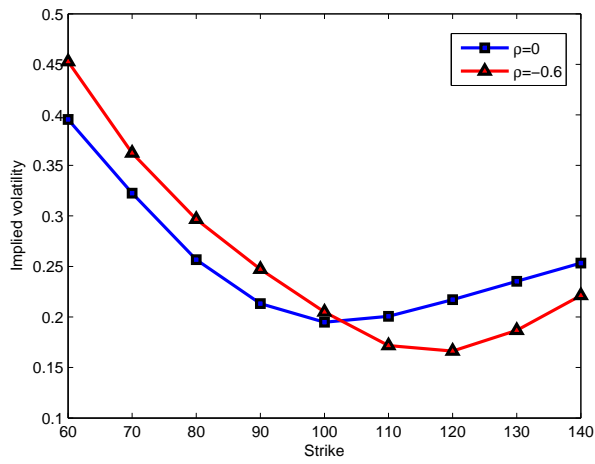


Figure 3: Comparison of the 3-month volatility skew in the CSVJA model for two different values of ρ . The negative skew increases much more than in the other two models. By equation (7.5), a value $R_1 = -0.7$ must be used in (8.4) in order to obtain $\rho = -0.6$.