

A possible influence of magnetic fields on the rotation of gas in NGC 253

Joanna Jałocha¹, Łukasz Bratek¹, Jan Pękala¹, Marek Kutschera²,

¹*Institute of Nuclear Physics, Polish Academy of Sciences, Radzikowskiego 152, PL-31342 Kraków, Poland*

²*Institute of Physics, Jagellonian University, Reymonta 4, PL-30059 Kraków, Poland*

1 November 2018

ABSTRACT

Magnetic fields present in galaxy NGC 253 are exceptionally strong so that they can influence the rotation of matter and hence the mass-to-light ratio. In this context the issue of the presence of non-baryonic dark matter halo in this galaxy is addressed.

Key words: galaxies: individual: NGC 253; galaxies: kinematics and dynamics; galaxies: magnetic fields; galaxies: spiral; galaxies: structure;

1 INTRODUCTION

NGC 253 is a nearby late-type starburst spiral galaxy. Its rotation curve was measured by Puche et al. (1991) and Arnaboldi et al. (1995). It increased with radial distance. But another measurement (Bland-Hawthorn et al. 1997), supported by the work (Hlavacek-Larrondo et al. 2011) indicated that the rotation was decreasing for larger radii. The falloff suggests the NGC 253 can be poor in non-baryonic dark matter. We calculate the mass-to-light ratio treating NGC 253 as a flattened disk-like object, and this ratio turns out to be low.

Several examples of other spiral galaxies described consistently within the framework of the global disk model were given, suggesting they could be disk-like objects without massive non-baryonic dark matter halo (Jałocha et al. 2008, 2010a,b). Moreover, magnetic fields can help to reduce the missing mass problem. As shown in (Battaner et al. 1992; Kutschera & Jałocha 2004; Battaner et al. 2008), magnetic fields can influence the rotation of partially ionized gas. In the disc of the NGC 253 there are exceptionally strong magnetic fields present, reaching 18 microgauss (Heesen [I] et al. 2009; Heesen [II] et al. 2009; Heesen et al. 2011; Heesen [III] et al. 2009) and coexisting with diffused warm ionized gas, extending out to large radii (Hlavacek-Larrondo et al. 2011). We attempt to estimate the influence of such fields on the rotation and the mass-to-light ratio in this galaxy. Here we consider only regular (large-scale) fields. Given that small-scale (“turbulent”) fields are usually at least as strong as the regular field, this (analytically necessary) omission could have a significant effect.

2 SURFACE MASS DENSITY AND MASS-TO-LIGHT RATIO.

We use rotation data from (Hlavacek-Larrondo et al. 2011) shown in figure 1. The last measurement point located at $r_{rot} = 14.3$ kpc is separated from other rotation data extending out to radius $r_{cut} = 9.6$ kpc. For numerical reasons, we treat the points with $r < r_{cut}$

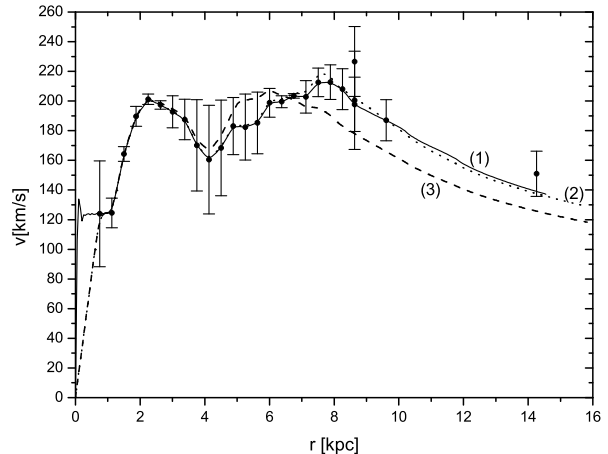


Figure 1. The rotation curve of the spiral galaxy NGC 253. [full circles with error bars] – the measurements taken from (Hlavacek-Larrondo et al. 2011); [solid line](1) – the model rotation curve obtained in the global disc model; [dotted line](2) – a small modification of the rotation curve (used in the text to show that a small change in the rotation can largely influence the mass-to-light ratio); [dashed line](3) – a test rotation curve discussed in the text – the rotation was lowered at larger radii so that the mass-to-light ratio is reduced and decreasing with large galactocentric distances.

as the rotation curve, while the last point at r_{rot} serves as a control point. The surface brightness measurements in K filter extend out to large radii with the outermost point at $r_K = 11.8$ kpc (Jarrett et al. 2003). Since $r_K > r_{cut}$ these measurements can be used to constrain the surface mass density for $r > r_{cut}$.

To find a global surface mass density, both the rotation and the brightness data are needed. For lower radii ($r < r_{cut}$) the rotation curve is used, while for $r \in (r_{cut}, r_K)$ the surface mass density

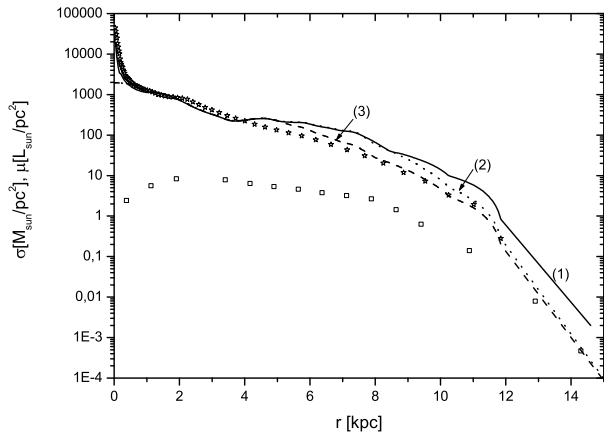


Figure 2. [Solid line](1) – surface mass density in the the global disc model calculated based on the rotation curve (Hlavacek-Larrondo et al. 2011); [stars] – surface brightness in K filter (Jarrett et al. 2003); [squares] – surface density of HI+He based on (Puche et al. 1991) (extended by the last 3 points so that it converges to the dynamical mass density). [Dotted line](2) – surface mass density calculated based on the rotation curve (2) in fig.1; [dashed line](3) – surface mass density calculated based on the rotation curve (3) in fig.1.

and the surface brightness are assumed to be proportional to each other. In effect, a global rotation curve corresponding to the (yet unknown) global surface mass density should agree (within error limits) with the rotation at r_{rot} . To meet these requirements, the global surface mass density was found with the help of iteration method described in (Jałocha et al. 2008). In the current context, the method allows to obtain a surface mass density that agrees both with the rotation data for $r < r_{cut}$ and with the brightness measurements for $r \in (r_{cut}, r_K)$ (in the original situation, neutral hydrogen measurements were used for $r > r_{cut}$).

The resulting global surface mass density is shown in fig.2 and compared with the surface brightness in K filter, and with the surface density of the neutral hydrogen taken from (Puche et al. 1991). The corresponding (local) mass-to-light ratio as a function of radial distance is shown in fig.3. This function grows reaching 3.5, then it stabilizes at $r = 9.6$ kpc (this plateau is due to the assumption made earlier). Though growing, the mass-to-light ratio is low – the ratio of the total mass to the total brightness is 1.42. In (Bell & de Jong 2001) the authors wrote that for spiral galaxies the stellar mass-to-light ratio in near infrared is normally approximately 2. Therefore, if we obtain results on average close to this value we conclude that most of the galaxy mass consists of baryonic matter in the form of stars. This fact in conjunction with the declining rotation curve for large radii, allows to conclude that the global disc model is a good approximation of the distribution of matter in NGC 253.

An increase in the mass-to-light ratio is usually attributed to the presence of non-baryonic dark matter halo, expected to manifest itself especially for large radii. We will show that a surface mass density can be obtained so that the corresponding rotation curve of NGC 253 agrees with measurements within error limits; the surface mass density gives a mass-to-light ratio decreasing for large radii. To show this, rotation curve (number 1 in fig.1) has been modified slightly giving rise to the dotted-line number 2. Curves 1 and 2 differ only slightly and both agree with the measurements within error

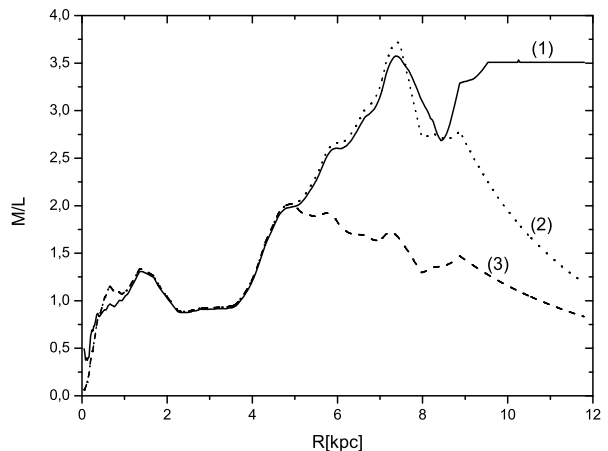


Figure 3. [Solid line](1) - mass-to-light ratio profile; [dotted line](2) - a change in the mass-to-light ratio caused by a small modification of the rotation velocity; [dashed line](3) - mass-to-light ratio profile corresponding to rotation curve (3) in fig.1

limits. However, this small alternation of the rotation curve results in a significant change in the mass-to-light ratio, see fig.3 (dotted line number 2). It can be seen that the mass-to-light ratio grows reaching 3.75 at $r \approx 7$, kpc and then it decreases to ≈ 1.25 . This example illustrates that the mass-to-light ratio is very sensitive to modifications in the rotation curve. It shows also that the rotation of galaxy NGC 253 can be accounted for with a disk-like distribution of matter, without a significant contribution of spheroidal halo of dark matter. Surely, this does not prove that non-baryonic dark matter is not present in NGC 253, rather that in some instances its influence may be significantly overestimated.

3 THE MASS-TO-LIGHT RATIO AND MAGNETIC FIELDS

Magnetic fields present in NGC 253 are very strong, reaching even 18 microgauss and they influence the motion of ionized gas. Since rotation for large radii is measured using emission lines from a diffused ionized gas (Hlavacek-Larrondo et al. 2011), the rotation curve should be corrected for this non-gravitational interaction so that the dynamical mass can be correctly estimated. This effect can reduce the mass-to-light ratio and should be especially prominent for large radii (Kutschera & Jałocha 2004).

To estimate it, assume first a test rotation curve that agrees with the measurements at small radii (within error limits) and differs from them for radii greater than ≈ 7 kpc. The test curve is shown in fig.1 (dashed-line number 3). Assume that the test curve represent the rotation one would expect to measure in the absence of magnetic fields (with the gravitational field unchanged). Similarly as in (Jałocha et al. 2012), we can now estimate the magnetic field responsible for such a difference in rotation. We begin with the Navier-Stokes equation

$$(\vec{v} \circ \vec{\nabla}) \vec{v} = -\vec{\nabla} \Phi + \frac{1}{4\pi\rho} (\vec{\nabla} \times \vec{B}) \times \vec{B}. \quad (1)$$

Because we are interested in the rotation in the plane $z=0$, we will investigate only the radial component of this equation. In the case

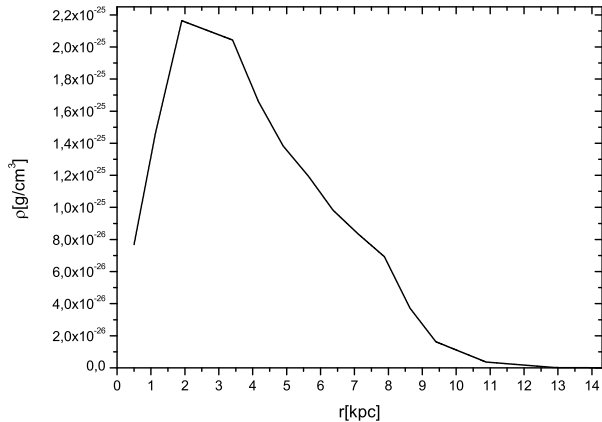


Figure 4. Bulk density of HI in the disk plane obtained from the surface density taken from (Puche et al. 1991)

of axial symmetry assumed for the simplicity of calculations, the derivatives with respect to ϕ are zero. Then the radial part of equation (1) reduces to

$$-\frac{(\delta v_\phi)^2}{r} = \frac{1}{4\pi\rho} \left(B_z (\partial_z B_r - \partial_r B_z) - \frac{1}{r} B_\phi \partial_r (r B_\phi) \right)$$

Here, $(\delta v_\phi)^2$ is the difference in the squares of rotation speed for rotation curves 1 and 3 in fig.1, entirely due to the magnetic field. In the considered case, when we assume that without the influence of magnetic fields the rotation velocity would be smaller (in which case $\delta(v_\phi)^2 = 0$), with magnetic fields $\delta(v_\phi)^2 > 0$.

We analyse only the effect of the azimuthal component of magnetic field. The analysis of just a single component is sufficient to demonstrate to order of magnitude a possible effect of the influence of magnetic field. From the symmetry of the field w.r.t the plane $z = 0$ we may expect that the vertical component of the field will vanish on the disk. If so (and from ϕ -independence), the radial component of the field will have had no effect on the rotation curve, because in the radial part of $(\vec{\nabla} \times \vec{B}) \times \vec{B}$ the term containing the radial component of magnetic field is multiplied by the vertical component. Then equation (1) reduces to $(\delta v_\phi)^2 = \frac{1}{4\pi\rho} B_\phi \frac{\partial}{\partial r} (r B_\phi)$ with a solution

$$B_\phi(r) = \frac{1}{r} \sqrt{(r_1)^2 (B_\phi(r_1))^2 + 8\pi \int_{r_1}^r \varrho(r) (\delta v_\phi(\xi))^2 \xi d\xi}. \quad (2)$$

To find particular solutions we assume that ρ decreases exponentially with the altitude above the mid-plane and its column density is identical to the surface density of neutral hydrogen from (Puche et al. 1991), see fig.4. These measurements are available at radii smaller than those for the rotation. To overcome this difficulty, we extended the column density so that the joint surface density of neutral hydrogen and helium agrees for larger radii with the surface mass density obtained based on rotation curve 3.

Numerical solutions to equations 2 is shown in fig.5. The solid line represents the azimuthal magnetic field required for the assumed difference between rotation curves 1 and 3 shown in fig.1. The required field is not greater than 11.25 microgauss. For small radii the field magnitude is larger, for larger radii it decreases with the radius.

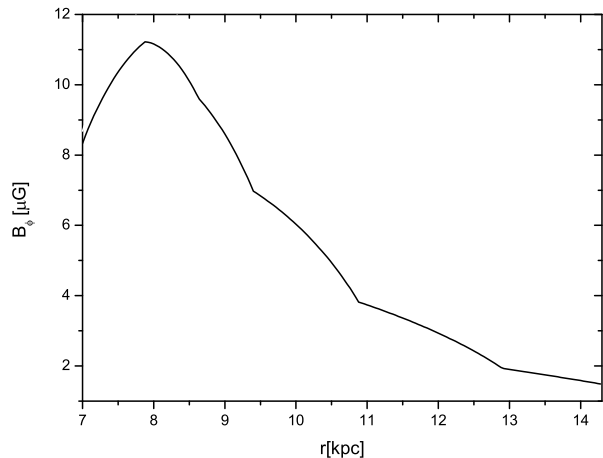


Figure 5. Azimuthal magnetic field needed to change the rotation so that the profile of the mass-to-light ratio is smaller and decreasing with the large galactic radius

The magnetic field magnitude in NGC 253 is of the order of 7 – 18 microgauss (Heesen [I] et al. 2009; Heesen et al. 2005), is strongest in the central part of this galaxy, and decreases in the outer parts. We note, at the radius of ≈ 9 kpc the magnetic field is ≈ 10 microgauss (Heesen et al. 2005). We conclude that the magnetic field in NGC 253 is sufficient to increase the rotation to a degree assumed above. This change in the rotation diminishes the galaxy mass by 18% from $5.68 \times 10^{10} M_\odot$ (the mass in disk model for rotation curve 1 inside $r < 14.3$ kpc, the same value as for curve 2) to $4.82 \times 10^{10} M_\odot$ (for the rotation curve 3). The mass-to-light ratio was calculated based on the rotation curve 3 and it is shown in fig.3 as the dashed-line number 3. The mass-to-light ratio has decreased significantly – it reaches the maximal value of 2 and decreases for $r > 5$ kpc. Although the relative change of the estimated galaxy mass due to accounting for the possible effect of the magnetic field is not large, the influence of the field significantly changes the value and the behavior of the mass-to-light ratio for radii greater than 5 kpc.

Of course, the situation that we consider is simplified - in the NGC 253 galaxy beside the regular, large-scale magnetic field, also small-scale turbulent field is present, and also other phenomena that influence the magnetic field, like gas flows out of the disc plane or interactions with radio halo. This makes the real configuration of magnetic field much more complex than in the case we investigate. But even such an idealized, simplified situation allows to demonstrate that the magnetic fields may influence the motion of matter, and hence the rotation curve of a spiral galaxy.

4 SUMMARY

The latest measurements show that the rotation curve of NGC 253 is decreasing for large radii, which makes this galaxy a natural candidate for a disk-like galaxy without (or with only a small fraction) of non-baryonic dark matter. Indeed, the mass distribution can be consistently described in the global disk model, without introducing any massive spherical component. The resulting mass-to-light ratio (in K-filter) is low. In addition, this ratio can be reduced further by very strong magnetic field present in NGC 253 that should

influence the motion of ionized gas. Recall, that the mass-to-light ratio was too high in the maximal disk model of NGC 253 when surface brightness in B-filter was used (Hlavacek-Larrondo et al. 2011). Moreover, in contrast to Hlavacek-Larrondo et al. (2011) we do not assume in advance this ratio to be a constant – in our approach the mass-to-light ratio is a local quantity, a function of the radius.

With the rising rotation curve of Puche et al. (1991) the mass-to-light ratio increases reaching 4 in the region where the measurements of rotation are available. When the possible influence of magnetic fields is taken into account, the ratio is reduced, reaching the maximal value of 2.25. The required field decreases with the radius, starting from 11.5 microgauss. With this field the mass-to-light ratio increases with the radius, it is thus reduced differently than in the case with the decreasing rotation curve.

The falloff in the rotation curve for large radii suggests that the NGC 253 is a disk-like object, without a significant amount of non-baryonic dark matter. However, even the analysis based on the increasing rotation curve gave a low mass-to-light ratio. Additionally, this ratio is reduced when the possible influence of magnetic field is taken into account. Recall, that in calculating the mass-to-light ratio, the surface mass density of gas was not subtracted from the total surface mass density, because the measurement of neutral hydrogen ended earlier than the measurements of surface brightness and of rotation. Therefore, in this work we obtained an upper bound for the mass-to-light ratio (there are other mass components apart from stars that contribute to the surface mass density).

Our analyses concerning both the NGC 253 galaxy, as well as previous of the NGC 891 galaxy show, that values of mass-to-light ratio calculated in the disk model, especially for large radii, are very sensitive to even small changes in rotation curve, and also may be influenced by other factors - as the magnetic field - which were as yet unaccounted for. We have shown by essentially order of magnitude estimates that a large-scale field of about the observed strength can influence the rotation curve. In certain galaxies this might significantly affect deductions on the size of the dark matter halo that are based on the rotation curve. Therefore we should be cautious in drawing conclusions about the dark matter abundance in spiral galaxies from the increase in their mass-to-light ratio, if we don't know and can't account for the various factors that may influence this ratio.

REFERENCES

- Arnaboldi M., Capaccioli M., Cappellaro E., Held E. V., Koribalski B., 1995, *AJ*, 110, 199
- Battaner E., Florido E., Guijarro A., Rubi ño-Martín J. A., Ruíz-Granados A. Z., 2008, *Lecture Notes and Essays in Astrophysics*, 3, 83
- Battaner E., Garrido J. L., Membrado M., Florido E., 1992, *Nature*, 360, 652
- Bell E. F., de Jong R. S., 2001, *ApJ*, 550, 212
- Bland-Hawthorn J., Freeman K. C., Quinn P. J., 1997, *ApJ*, 490, 143
- Heesen V., Beck R., Krause M., Dettmar R.-J., 2011, *A&A*, 535, A79
- Heesen V., Krause M., Beck R., Dettmar R.-J., 2005, in Chyzy K. T., Otmianowska-Mazur K., Soida M., Dettmar R.-J., eds, *The Magnetized Plasma in Galaxy Evolution The Radio Halo of the Starburst Galaxy NGC 253*. pp 156–161
- Heesen [I] V., Beck R., Krause M., Dettmar R.-J., 2009, *Astronomische Nachrichten*, 330, 1028
- Heesen [II] V., Krause M., Beck R., Dettmar R.-J., 2009, *A&A*, 506, 1123
- Heesen [III] V., Beck R., Krause M., Dettmar R.-J., 2009, *A&A*, 494, 563
- Hlavacek-Larrondo J., Carignan C., Daigle O., de Denus-Baillargeon M.-M., Marcelin M., Epinat B., Hernandez O., 2011, *MNRAS*, 411, 71
- Jałocha J., Bratek Ł., Kutschera M., 2008, *ApJ*, 679, 373
- Jałocha J., Bratek Ł., Kutschera M., Skindzier P., 2010a, *MNRAS*, 406, 2805
- Jałocha J., Bratek Ł., Kutschera M., Skindzier P., 2010b, *MNRAS*, 407, 1689
- Jałocha J., Bratek Ł., Pękala J., Kutschera M., 2012, *MNRAS*, 421, 2155
- Jarrett T. H., Chester T., Cutri R., Schneider S. E., Huchra J. P., 2003, *AJ*, 125, 525
- Kutschera M., Jałocha J., 2004, *Acta Physica Polonica B*, 35, 2493
- Puche D., Carignan C., van Gorkom J. H., 1991, *AJ*, 101, 456