

# Thermodynamics of small systems: a maximum entropy based approach

Purushottam D. Dixit

Biology Department, Brookhaven National Laboratory, Upton NY 11973\*

We present a maximum entropy thermodynamics to analyze the state space of small systems. In small systems, the fluctuations around the mean values of observables are not negligible and the probability  $P(i)$  of the state space  $\{i\}$  of the system cannot be described by a unique set of parameters  $\bar{\zeta}$  that characterize the interaction of the system with the surrounding bath. We employ a superstatistical approach: The probability distribution  $P(i)$  for the phase space  $\{i\}$  is expressed as a marginal distribution summed over the variation in  $\zeta$ . The joint distribution  $P(i, \zeta)$  is estimated by maximizing its entropy.

We test the development on a simple harmonic oscillator strongly coupled to a bath of Lennard-Jones particles. The estimated distribution  $P(r)$  of the position  $r$  of the oscillator does depend on the information that is used to construct it. Moreover, the traditional ‘canonical ensemble’ distribution emerges as a limiting case of a much richer class of maxEnt distributions. Future directions and other connections with traditional statistical mechanics are discussed.

## I. INTRODUCTION

Thermodynamics is a science of large systems. In thermodynamic systems, the fluctuations around the mean value of observables are non-negligible compared to the mean and the statistical mechanical estimation of the probability distribution  $P(i)$  of the states  $\{i\}$  of the system depends only on the global functions of the state space such as total energy  $E$ , total volume  $V$ , total magnetization  $M$ , etc (1, 2). The maximum entropy (maxEnt) interpretation views statistical mechanics as an inference problem — the distribution  $P(i)$  of states  $\{i\}$  is estimated from the *limited available knowledge* of the system. Briefly, the maxEnt program of estimating probabilities  $P(i)$  of states  $\{i\}$  of a system coupled to a bath involves maximizing the entropy function  $S[P(i)]$  subject to constraining the values of certain experimentally known observables of the system. For example, if  $\{\bar{X}_k\}$  are the mean values of the fluctuating observables  $\{X_k\}$ , then the probabilities  $P(i)$  of states  $\{i\}$  are estimated by maximizing the function in Eq. 1 (1, 3, 4).

$$S[P(i)] + \sum_k \left( \zeta_k^\dagger \left( \sum_i P(i) \cdot X_k(i) \right) - \bar{X}_k \right) + \gamma \left( \sum_i P(i) - 1 \right). \quad (1)$$

$\{\zeta_k^\dagger\}$  and  $\gamma$  are Lagrange multipliers that ensure that the imposed constraints are satisfied and that the probabilities are normalized respectively. The entropy is a non-negative convex function of the probabilities and is usually defined as (5, 6)

$$S[P(i)] = - \sum_i P(i) \log P(i). \quad (2)$$

The estimated distribution  $P(i|\bar{\zeta}^\dagger)$  is parametrized by a *unique* set of Lagrange multipliers  $\bar{\zeta}^\dagger$  that ensure that the ensembles averages

$$\langle X_k \rangle = \sum_i P(i|\bar{\zeta}^\dagger) X_k(i) \quad (3)$$

are equal to the experimentally observed ones (i.e.  $\langle X_k \rangle = \bar{X}_k$  etc.) and is given by

$$P(i|\bar{\zeta}^\dagger) = \frac{1}{z(\bar{\zeta}^\dagger)} \exp \left( - \sum_k \zeta_k^\dagger X_k(i) \right). \quad (4)$$

Above

$$z(\bar{\zeta}^\dagger) = \sum_i \exp \left( - \sum_k \zeta_k^\dagger X_k(i) \right). \quad (5)$$

is the familiar partition function. The Lagrange multipliers are consequently determined by solving

$$- \frac{\partial \log z(\bar{\zeta}^\dagger)}{\partial \zeta_k^\dagger} = \bar{X}_k. \quad (6)$$

Owing to the law of large numbers, for *thermodynamically large* systems, the relative spread around the mean value is negligible compared to the mean value for any observable quantity (1, 7, 8). Traditional statistical mechanics enjoys great success in predicting the behavior of such systems. This may occlude its *inference* aspect: for thermodynamic systems, the mean values of the observables  $\{\bar{X}_k\}$  are sufficient to correctly predict the system behavior. Additional information about their higher moments *does not* result in an improved ‘predictive’ statistical mechanics (4). In fact, the higher moments  $\langle X_k^n \rangle$  ( $n > 1$ ) can be correctly estimated from the partition function (2, 7).

The key feature of real systems that make statistical mechanics a success is the sharply peaked distribution estimated by Eq. 1 (1). Sufficient (but not necessary) conditions for the same include a) locality of interactions, b) extensivity, and c) large size of systems. The accuracy of traditional statistical mechanics may not be

\* Corresponding author: Phone: (631) 344-3742; Email: pdixit@bnl.gov

carried over to systems that violate either of these requirements. Modifications to the maxEnt program are necessary to describe such systems. Some examples of such modifications include making the entropy functional non-extensive (9) or including higher moments of the observables as constraints (10). Small systems do not satisfy these requirements (7, 8). Thus, according to the maxEnt interpretation, unlike for a thermodynamic system, the predictions about a small system should depend on the information that is used to estimate the distribution  $P(i)$ .

In this article, we present a maxEnt generalization of traditional statistical mechanics towards ‘predictive’ statistical mechanics that is applicable to both small systems and large systems. We elucidate the approach with an example of a harmonic oscillator coupled to a bath of Lennard-Jones particles. We choose the harmonic oscillator in this initial study since it is one of the few systems whose partition function can be computed analytically. This allows us to clearly illustrate the *inference* aspects of statistical mechanics. We hope that our method is of general importance to the study of thermodynamics of small systems.

The article is organized as follows. In Sec. II, we describe the theoretical development. In Sec. III, we analytically work out the and compare some numerical results. In Sec. IV we discuss connections of our method to traditional statistical mechanics along with possible limitations and generalizations.

## II. THEORY

Imagine a constant volume system coupled to a large bath. The interactions within the system and the interactions of the system with the surrounding bath determine the distribution  $P(i)$  of its states  $\{i\}$ . If the interactions between the system and the bath are weak compared to the interactions within the system, they can be characterized by a unique set of parameters  $\bar{\zeta}^\dagger$  where the distribution  $P(i|\bar{\zeta}^\dagger)$  is parametrized by  $\bar{\zeta}^\dagger$ . For example, the chemical potential  $\mu$  and temperature  $T$  dictate how a fluid within a given macroscopic volume  $V$  exchanges molecules and energy with its surrounding.

If the system under consideration is small, the system-bath interactions are non-negligible compared to the interactions within the system and *cannot* be characterized by a unique set  $\bar{\zeta}^\dagger$ . For example, if the volume  $V$  of a  $\mu VT$  system is comparable to molecular sizes, there does not exist a unique chemical potential  $\mu$  that governs the average number of particles  $\bar{N}$  in the volume  $V$ . In

such cases, one must allow a variation in  $\bar{\zeta}$  themselves and consequently, the entropy of the joint distribution  $P(i, \bar{\zeta})$  instead of  $P(i)$  should be maximized (11). The optimization problems involves maximizing the entropy (see Eq. 1),

$$S[P(i, \bar{\zeta})] = - \sum_{i, \bar{\zeta}} P(i, \bar{\zeta}) \log P(i, \bar{\zeta})$$

with the constraints

$$\begin{aligned} \langle X_k \rangle &= \sum_i P(i) X_k(i) \\ &= \sum_i \sum_{\bar{\zeta}} P(\bar{\zeta}) P(i|\bar{\zeta}) X_k(i) \\ &= \sum_{\bar{\zeta}} P(\bar{\zeta}) \langle X_k \rangle_{\bar{\zeta}} = \bar{X}_k \end{aligned} \quad (7)$$

for  $k = 1, 2, \dots, N$ .

To recast the above problem, let us write

$$S[P(i, \bar{\zeta})] = S[P(\bar{\zeta})] + S[P(i|\bar{\zeta})] \quad (8)$$

where

$$\begin{aligned} S[P(i|\bar{\zeta})] &= \sum_{\bar{\zeta}} P(\bar{\zeta}) \left( - \sum_i P(i|\bar{\zeta}) \log P(i|\bar{\zeta}) \right) \\ &\equiv \sum_{\bar{\zeta}} P(\bar{\zeta}) S(\bar{\zeta}) \end{aligned} \quad (9)$$

is the conditional entropy of the state space  $\{i\}$ . In Eq. 9 we have replaced the summation by  $S(\bar{\zeta})$  for brevity.  $S(\bar{\zeta})$  is the entropy of the system *if* it were to be described by a *unique* set of Lagrange multipliers  $\bar{\zeta}$ . Thus, the objective function that needs to be maximized (including the constraints and summing over  $\{i\}$  degrees of freedom) is (see Eq. 8 and Eq. 9)

$$\begin{aligned} S[P(\bar{\zeta})] + \sum_{\bar{\zeta}} P(\bar{\zeta}) S(\bar{\zeta}) + \gamma \sum_{\bar{\zeta}} P(\bar{\zeta}) \\ + \sum_k \alpha_k \left( \left[ \sum_{\bar{\zeta}} P(\bar{\zeta}) \langle X_k \rangle_{\bar{\zeta}} \right] - \bar{X}_k \right). \end{aligned} \quad (10)$$

Carrying out the maximization,

$$P(\bar{\zeta}) = \frac{1}{\mathcal{Z}(\{\alpha_k\})} \exp \left( S(\bar{\zeta}) - \sum_k \alpha_k \langle X_k \rangle_{\bar{\zeta}} \right). \quad (11)$$

Here,  $\mathcal{Z}(\{\alpha_k\})$  is the ‘partition function’. Finally, the marginal probability distribution  $P(i)$  is

$$P(i) = \frac{1}{\mathcal{Z}(\{\alpha_k\})} \sum_{\bar{\zeta}} P(i|\bar{\zeta}) \cdot \exp \left( S(\bar{\zeta}) - \sum_k \alpha_k \langle X_k \rangle_{\bar{\zeta}} \right). \quad (12)$$

### III. HARMONIC OSCILLATOR STRONGLY COUPLED TO A BATH

We will carry out the above program and derive Eq. 12 for a harmonic oscillator coupled to a bath system to illustrate, with a concrete example, the subjectivity of Eq. 12. The internal states  $\{i\}$  for the oscillator are the continuous variable  $r$  denoting the deflection of the oscillator from its reference. The potential energy  $U(r)$  of the oscillator when the spring constant is  $k_0$  is given by,

$$U(x) = \frac{1}{2}k_0r^2.$$

If the oscillator is weakly coupled to a thermodynamic system at inverse temperature  $\beta$ , we know that statistical mechanics estimates the probability distribution  $P(r|k_0, \beta)$  as,

$$P(r|k_0, \beta) \propto 4\pi r^2 \exp\left(-\frac{1}{2}\beta k_0 r^2\right) \quad (13)$$

Here,  $4\pi r^2$  is the volume element in spherical coordinates. In the event of strong coupling, i.e. when the interaction energy of the oscillator with the thermodynamic system is of the same order (or greater than) as the internal energy  $U(r)$  of the oscillator, ‘surface’ effects become important and Eq. 13 is no longer valid (7). To predict the behavior of such oscillator with sufficient accuracy, one will need to know the exact details of the interaction between the oscillator and the surrounding; in the absence of which our predictions will always be inaccurate owing to incompleteness of information. In such cases, the maximum entropy approach guarantees a maximally non-committal estimate of the said distribution. Below, we will show that the weak coupling picture of traditional statistical mechanics emerges as a limiting case of a much richer distribution which is in fact *subjective*.

Without loss of generality, assume  $k_0 = 1$ . This is equivalent to absorbing  $k_0$  in  $\beta$ . If we know the mean energy  $\overline{U(r)}$  of the harmonic oscillator coupled weakly to a bath, we know that the distribution of the position  $r$  is estimated to be  $P(r|k_0, \beta)$  given by Eq. 13 at a particular value  $\beta$ .

$$P(r|\beta) = \frac{4r^2\beta^{3/2}e^{-r^2\beta}}{\sqrt{\pi}} \quad (14)$$

$\beta$  is the parameter ( $\equiv \bar{\zeta}$ ) of the thermodynamic system and is no longer unique if the oscillator-bath coupling is strong. Note that  $\beta$  also has in it the dimensionless spring constant  $k_0$ . Thus, a variation in  $\beta$  can be interpreted as a variation in  $k_0$  and not in the temperature  $T$ . Mathematically, this treatment is identical to the super-statistical generalization of statistical mechanics (12).

#### A. Case 1: Constraining $\overline{U(r)}$ and $\overline{\log r}$

In addition to constraining  $\overline{U(r)}$  We introduce the constraint that the ensemble average (see Eq. 9)

$$\langle \log r \rangle = \sum_{\bar{\zeta}} P(\bar{\zeta}) \langle \log r \rangle_{\bar{\zeta}}. \quad (15)$$

is equal to the measured  $\overline{\log r}$

The average logarithmic separation  $\langle \log r \rangle_{\beta}$ , of the distribution  $P(r|\beta)$  at a particular value of  $\beta$  is given by

$$\langle \log r \rangle_{\beta} \propto \log \beta$$

upto an additive and a multiplicative constant constant.

Following Eq. 11, our best estimate of the probability  $P(\beta)$  of  $\beta$  is given by,

$$\begin{aligned} P_1(\beta) &\propto \exp\left(\lambda \log \beta - \zeta \frac{1}{\beta}\right) \\ \Rightarrow P_1(\beta) &= \frac{\left(\frac{4}{3}\right)^{1-\lambda} e^{-\frac{3\zeta}{4\beta}} \beta^{-\lambda} \zeta^{\lambda-1}}{\Gamma(\lambda-1)} \end{aligned} \quad (16)$$

and the marginal distribution

$$P_1(r) = \int P_1(\beta) \cdot P(r|\beta) d\beta$$

is given by,

$$P_1(r) = \frac{2^{\frac{5}{2}-\lambda} 3^{\frac{\lambda}{2}+\frac{1}{4}} r^{\lambda-\frac{1}{2}} \zeta^{\frac{\lambda}{2}+\frac{1}{4}} K_{\lambda-\frac{5}{2}}(\sqrt{3}r\sqrt{\zeta})}{\sqrt{\pi}\Gamma(\lambda-1)} \quad (17)$$

Here,  $K_{\gamma}(x)$  is the modified Bessel function of the second kind with parameter  $\gamma$ . To understand Eq. 16 and Eq. 17 physically, let’s write  $\zeta = \kappa\lambda$  and calculate the moments of Eq. 17. The first two moments are given by,

$$\begin{aligned} \langle r \rangle_1 &= \frac{4\Gamma(\lambda-\frac{1}{2})}{\sqrt{3\pi}\sqrt{\kappa\lambda}\Gamma(\lambda-1)}, \\ \langle r^2 \rangle_1 &= \frac{2(\lambda-1)}{\kappa\lambda}. \end{aligned} \quad (18)$$

As  $\lambda \rightarrow \infty$ ,

$$\begin{aligned} \langle r \rangle_1 &= \frac{4}{\sqrt{3\pi\kappa}}, \\ \langle r^2 \rangle_1 &= \frac{2}{\kappa} \end{aligned} \quad (19)$$

It is easy to see that as  $\lambda \rightarrow \infty$ , Eq. 17 approaches the canonical ensemble distribution Eq. 14 at  $\beta = 3\kappa/4$ . Eq. 14 represents the distribution of the harmonic oscillator only when the coupling between the oscillator and the surroundings is weak. Thus the Lagrange multiplier  $\lambda$  measures the strength of the coupling between small system and the bath while  $\kappa = \zeta/\lambda$  is the *effective* inverse temperature (or the effective spring constant) of the harmonic oscillator. In Fig. 1 we illustrate this graphically. As  $\lambda \rightarrow \infty$ ,  $P(\beta)$ , the distribution of  $\beta$  approaches a direct delta distribution  $\delta(\beta - 3\kappa/4)$  implying that the system is described by a single inverse temperature  $\beta$ . Consequently, the distribution  $P(r|\lambda, \zeta = \kappa\lambda)$  approaches the distribution in Eq. 14 with  $\beta = 3\kappa/4$ .

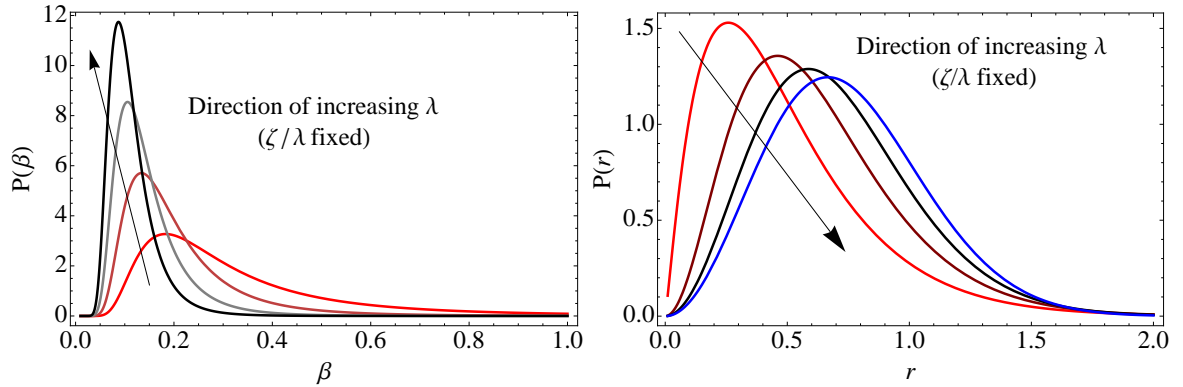


FIG. 1. Left: As  $\lambda \rightarrow \infty$ ,  $P_1(\beta)$ , the distribution of  $\beta$  approaches a direct delta distribution  $\delta(\beta - 3\kappa/4)$ . Notice that at small values of  $\lambda$ , the  $P_1(\beta)$  distribution is very broad. Right: Similar to the left panel, as  $\lambda \rightarrow \infty$  the distribution  $P_1(r)$  tends to the distribution in Eq. 14 of a harmonic oscillator coupled to a weak bath at inverse temperature  $\beta = 3\kappa/4$  (blue curve). Here  $\kappa = \zeta/\lambda$ . Physically,  $\lambda$  measures the strength of the coupling between the bath and the small system.

### B. Constraining $\overline{U(r)}$ and $\overline{1/r}$

Let us examine the consequences of constraining the mean value  $\overline{1/r}$  of the inverse separation  $1/r$ . The derivation is straightforward and we only show the distributions  $P(\beta)$  and  $P(r)$ ,

$$P_2(\beta) = \frac{e^{-\frac{3\zeta}{2\beta} - \beta\xi}}{2\beta K_0(\sqrt{6}\sqrt{\zeta\xi})} \quad (20)$$

and the distribution  $P_2(r)$  is given by,

$$P_2(r) = \frac{r^2 e^{-\sqrt{6}\sqrt{\zeta(r^2+\xi)}} \left( \sqrt{6}\sqrt{\zeta(r^2+\xi)} + 1 \right)}{(r^2+\xi)^{3/2} K_0(\sqrt{6}\sqrt{\zeta\xi})}. \quad (21)$$

The moments  $\langle r \rangle$  and  $\langle r^2 \rangle$  are given by,

$$\begin{aligned} \langle r \rangle_2 &= \frac{\sqrt{\frac{2}{3}} e^{-\sqrt{6}\sqrt{\zeta\xi}}}{\sqrt{\zeta} K_0(\sqrt{6}\sqrt{\zeta\xi})} \\ \langle r^2 \rangle_2 &= \frac{\sqrt{\frac{3}{2}} \sqrt{\frac{\xi}{\zeta}} K_1(\sqrt{6}\sqrt{\zeta\xi})}{K_0(\sqrt{6}\sqrt{\zeta\xi})} \end{aligned} \quad (22)$$

Again, we put  $\xi = \kappa\zeta$  and take limit  $\zeta \rightarrow \infty$  to get,

$$\begin{aligned} \langle r \rangle_2 &= \frac{2\sqrt{\frac{2}{3}} \sqrt[4]{\kappa}}{\sqrt{\pi}} \\ \langle r^2 \rangle_2 &= \sqrt{\frac{3}{2}} \sqrt{\kappa}. \end{aligned} \quad (23)$$

Thus, similar to Eq. 17, Eq. 21 also reduces to the canonical ensemble distribution in the limiting case  $\zeta \rightarrow \infty$  (see Fig. 2). The inverse temperature  $\beta$  of the oscillator in the thermodynamic limit is given by

$$\beta = \frac{\sqrt{\frac{3}{2}}}{\sqrt{\kappa}}. \quad (24)$$

Briefly, the maxEnt program estimates the probability distribution  $P(r)$  (Eq. 17 and Eq. 21) for the position  $r$  of the harmonic oscillator from the available information about the observable moments of the position. The maxEnt distributions reduce to the traditional statistical mechanical estimate of  $P(r)$  in the case where the coupling between the oscillator and the bath becomes weak.

### C. Numerical simulations

We test our analytical models, Eq. 17 and Eq. 21, on molecular dynamics simulation of a spring coupled to a gas of Lennard-Jones particles (see supplementary materials for details). Fig. 3 shows the empirically observed distribution  $P(r)$  (black circles) for the two simulation systems and the fitted model (red for Eq. 17, blue for Eq. 21). The distribution for the harmonic oscillator in a weakly coupled bath (Eq. 14) does not fit the two distributions (black) in the tail regions for both the cases. These results imply that a few experimental measurements can capture the entire distribution  $P(i)$  of the state space  $\{i\}$  values and thus can predict the values of all other observables.

Here, we have presented an information theoretic generalization of the canonical ensemble by taking into account the variation in the parameters  $\bar{\zeta}$  that characterize the interaction between the small system (the harmonic oscillator) and the bath (the Lennard-Jones particles). Similar in spirit to the development here, recently, Lee and Pressé (11) showed that the canonical ensemble distribution for an open system itself can be obtained by maximizing the entropy of the universe (system + bath) with respect to the degrees of freedom of the bath.

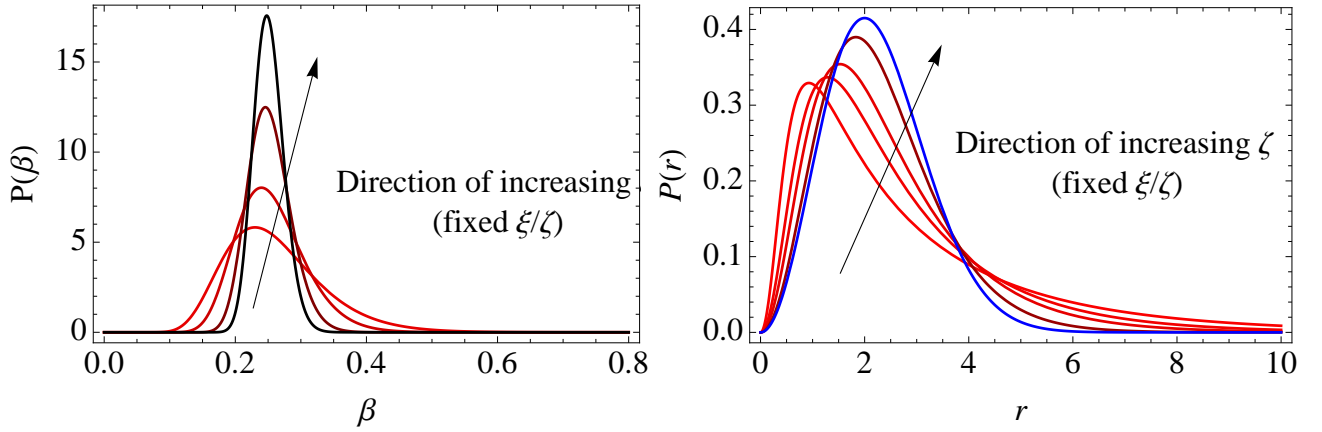


FIG. 2. Left: As  $\zeta \rightarrow \infty$ ,  $P_2(\beta)$ , the distribution of  $\beta$  approaches a diract delta distribution  $\delta(\beta - \frac{\sqrt{3/2}}{\sqrt{\kappa}})$ . Notice that similar to Eq. 16 at small values of  $\zeta$ , the  $P_2(\beta)$  distribution is very broad. Right: Similar to the left panel, as  $\zeta \rightarrow \infty$  the distribution  $P_2(r)$  tends to the distribution in Eq. 14 of a harmonic oscillator coupled to a weak bath at inverse temperature  $\beta = \frac{\sqrt{3/2}}{\sqrt{\kappa}}$  (blue curve). Here  $\kappa = \xi/\zeta$ . Similar to  $\lambda$  in Eq. 17, here,  $\zeta$  measures the strength of the coupling between the bath and the small system.

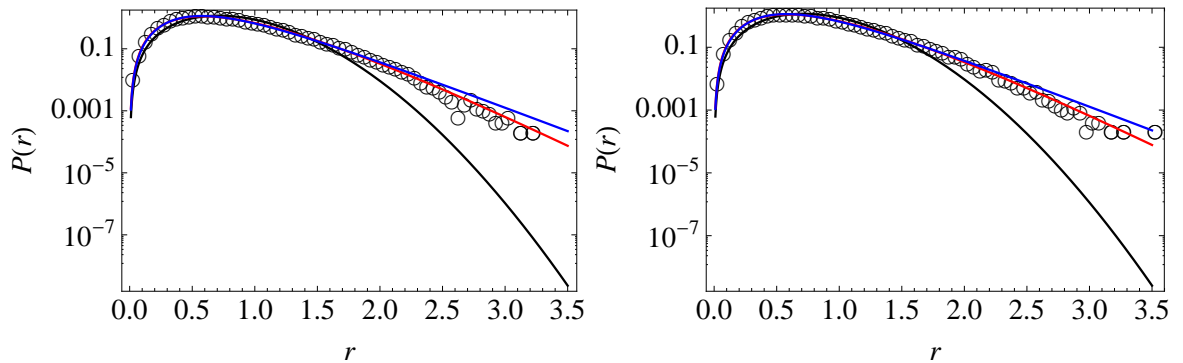


FIG. 3. The empirically observed (black circles) and fitted (red, blue, and dashed red curves) distribution  $P(r)$  for the position  $r$  of the the harmonic oscillator for two different strengths of coupling between the oscillator and the surrounding bath (Weak on left, strong on right, see supplementary materials for details). The red curve is the best fit for Eq. 17 and the blue curve is the best fit for Eq. 21. The black curves represent the best fit of the canonical ensemble distribution, Eq. 14.

#### IV. CONCLUDING DISCUSSION

The maximum entropy principle estimates the distribution of states of a system coupled to a bath when the system is very large, the bath is very large compared to the system, and the interactions between the system and the bath are negligible. In this case, the distribution  $P(i)$  of states  $\{i\}$  of the system is characterized by a unique set of parameters  $\bar{\zeta}^\dagger$  that characterize the bath. If the system under consideration is small, the bath is not characterized by a unique set  $\bar{\zeta}$  and instead one must entertain the entire distribution  $P(\bar{\zeta})$ .

In this work, we analyzed the behavior of a small system in contact with a large thermodynamic bath where the interaction of the system with the bath are of the same order of magnitude as the interactions within the system. Such problems are becoming numerous especially as new technology allows precise measurements at

small length scales. The current work shows that the maxEnt framework developed in (13) for non-equilibrium systems is also applicable to small systems. Moreover, we suspect that the key findings in the current work viz. the *subjective* nature of estimated probability distributions for small systems and their *objective* traditional statistical mechanical limit both are features of that framework.

One criticism of the maximum entropy interpretation of statistical mechanics is that it does not lead to predictions that are otherwise inaccessible to traditional statistical mechanical methods. To the best of our knowledge this is the first work that clearly highlights the inference aspects of ‘predictive’ statistical mechanics (1) and makes predictions that are hard to come by via standard statistical mechanical techniques unless one knows the details of the interaction of the small system with the bath. The harmonic oscillator allows us to work analytically and we show that the traditional canonical ensemble is a limiting

case of a much richer probability distribution that is in fact *subjective* in nature: it depends on our knowledge of the system. The subjectivity of the estimated distribution is sometimes considered to be a weakness of the foundations of maxEnt interpretation of statistical mechanics. Here, we show that it is in fact an advantage; distributions  $P(i)$  estimated from more about the system

have a potential to describe the system better. The subjectivity becomes irrelevant in the thermodynamic limit owing to sharply peaked distribution  $P(i)$  and  $P(\bar{\zeta})$  (1). In the current work, the sharply peaked limit arises naturally as limiting case of the maxEnt distribution ( $\lambda \rightarrow \infty$  in Eq. 17 and  $\zeta \rightarrow \infty$  in Eq. 21). We will leave for future studies to investigate how constraint choice shapes the predictive power of maxEnt based statistical mechanics.

- 
- [1] Jaynes, E. T., 1957. Information theory and statistical mechanics I. *Physical Review* 106:620–630.
- [2] Callen, H. B., 1985. Thermodynamics and an introduction to Thermostatistics. John Wiley and Sons, Inc., Hoboken, New Jersey.
- [3] Ghosh, K., K. A. Dill, M. M. Inamdar, E. Seitaridou, and R. Phillips, 2006. Teaching the principles of statistical dynamics. *American journal of physics* 74:123–133.
- [4] Pressé, S., K. Ghosh, J. Lee, and K. A. Dill, 2012. The principles of Maximum Entropy and Maximum Caliber in statistical physics. *Rev. Mod. Phys.* to appear:0.
- [5] Shore, J., and R. Johnson, 1980. Axiomatic derivation of the principle of maximum entropy and the principle of minimum cross-entropy. *IEEE Trans. Info. Theory* 26:26–37.
- [6] Shannon, C. E., and W. Weaver, 1949. The mathematical theory of communication. Univ. Illinois Press, Urbana Champagne.
- [7] Hill, T. L., 2002. Thermodynamics of small systems. Dover publications, Mineola, New York.
- [8] Hill, T. L., 2001. A different approach to nanothermodynamics. *Nano Lett.* 1:273–275.
- [9] Tsallis, C., 1988. Possible generalization of Boltzmann-Gibbs statistics. *J. Stat. Phys.* 52:479–487.
- [10] Garde, S., G. Hummer, A. E. Garcia, M. E. Paulaitis, and L. R. Pratt, 1996. Origin of Entropy Convergence in Hydrophobic Hydration and Protein Folding. *Phys. Rev. Lett.* 77:4966–4968.
- [11] Lee, J., and S. Pressé, 2012. Microcanonical origin of the maximum entropy principle for open systems. *Phys. Rev. E* to appear:0.
- [12] Beck, C., and E. G. D. Cohen, 2003. Superstatistics. *Physica A* 322:267–275.
- [13] Crooks, G. E., 2008. Beyond Boltzmann-Gibbs statistics: Maximum entropy hyperensembles out-of-equilibrium. *Phys. Rev. E* 75:041119.
- [14] Phillips, J., R. Braun, W. Wang, J. Gumbart, E. Tajkhorshid, E. Villa, C. Chipot, R. Skeel, L. Kale, and K. Schulten, 2005. Scalable Molecular Dynamics with NAMD. *J. Comp. Chem.* 26:1781–1802.
- [15] MacKerell, Jr., A. D., D. Bashford, M. Bellott, R. L. Dunbrack, Jr., J. D. Evanseck, M. J. Field, S. Fischer, J. Gao, H. Guo, S. Ha, and D. Joseph-McCarthy, 1998. All-atom empirical potential for molecular modeling and dynamics studies of proteins. *J. Phys. Chem. B* 102:3586–3616.

## V. SUPPLEMENTARY MATERIALS

## VI. NUMERICAL SIMULATIONS

A harmonic spring consisting of two Lennard-Jones particles was immersed in a bath of 512 Lennard-Jones particles in a cube of side  $25\text{\AA}$ . NVT molecular dynamics simulations were run with NAMD (14). The CHARMM (15) forcefield was used to describe the interaction between the Lennard-Jones particles and between the spring and the bath of particles.

The spring constant for the harmonic oscillator was chosen to be  $k = 0.5 \text{ kcal/mol}\cdot\text{\AA}^2$ . The  $\epsilon$  parameter for the bath was set at  $-0.015$  while the  $\epsilon$  parameter for the spring varied. We examined three different values of  $\epsilon = -5.5$  and  $-10$ . The size parameter was set at  $r = 2.1\text{\AA}$  for the oscillator particles and  $r = 1.1\text{\AA}$  for the bath particles. The systems were minimized for 2000 steps followed by an equilibration of 1ns and a production run of 10ns. Configurations were stored every 1ps.