

# Prospects for measuring the neutralino mass in Gauge Mediated SUSY decays of a Higgs Boson at CDF

Ziqing Hong\* and David Toback†

*Mitchell Institute for Fundamental Physics and Astronomy,  
Texas A&M University, College Station TX 77843-4242*

(Dated: April 20, 2019)

## Abstract

We propose a possible way to measure the neutralino mass in Higgs decays to neutralino pairs in a Gauge Mediated Supersymmetry scenario where the neutralino has a long-lifetime ( $\mathcal{O}(\text{ns})$ ). In  $h^0 \rightarrow \tilde{\chi}_0^1 \tilde{\chi}_0^1 \rightarrow (\gamma \tilde{G})(\gamma \tilde{G})$  production and decay in colliders, events can show up in the exclusive photon plus Missing  $E_T$  final state where one photon arrives at the detector with a delayed time of arrival and the second neutralino will leave the detector. By measuring the slope of the delayed-time distribution with the full CDF Dataset and the EMTiming system we have the possibility of determining the neutralino mass to approximately 25% of itself if the masses and lifetimes are in a favorable combination.

---

\* zqhong@tamu.edu

† toback@tamu.edu

## I. INTRODUCTION

While calculating the Higgs [1] mass in the framework of Standard Model (SM) [2], the loop corrections take the Higgs mass to infinity, which is known as the hierarchy problem [3]. However, since CDF, DØ, CMS and ATLAS report a “Higgs Like” boson with a mass around 125 GeV/c<sup>2</sup> [4, 5], it is likely that some new physics is needed to get a finite mass for the Higgs. One possible way to solve the hierarchy problem is to embed the Higgs potential in the minimal supersymmetric standard model (MSSM). The MSSM predicts a variety of supersymmetric (SUSY) particles which can, in certain scenarios, cancel the diverging terms in loops with complementary partners. If SUSY breaking is mediated via gauge interactions, so-called Gauge Mediated Supersymmetry Breaking (GMSB) [6–11], we could have the lightest neutralino,  $\tilde{\chi}_0^1$ , as the Next-to-Lightest SUSY Particle (NLSP), and the Gravitino,  $\tilde{G}$ , as the Lightest SUSY Particle (LSP), with a mass less than a KeV/c<sup>2</sup> [12–21]; the light  $\tilde{G}$  can serve as the fourth relativistic species of particles suggested by astronomical observations with cosmology interpretations [22, 23]. The production and decay of  $\tilde{\chi}_0^1 \rightarrow \gamma + \tilde{G}$  can lead to interesting  $\gamma + \cancel{E}_T$  final states if sparticles are produced at colliders [24–36]. The current experimental searches for GMSB at collider experiments usually assume the SPS-8 relations [37] for simplicity, which predict gaugino pair production or production through squarks and gluinos. There are various searches for both short lifetimes ( $\tau_{\tilde{\chi}_0^1} < 1\text{ns}$ ) and longer lifetimes ( $2\text{ ns} < \tau_{\tilde{\chi}_0^1} < 50\text{ ns}$ ), however, the current experiments at the LEP, the Tevatron, and the LHC show no evidence for new physics [38–41].

If we release the SPS-8 relations and consider more general GMSB model scenarios, it is possible that the  $\tilde{\chi}_0^1$  and the  $\tilde{G}$  are the only kinematically accessible SUSY particles at the Tevatron and current sparticle mass bounds are evaded [42]. This scenario is known as the Light Neutralino and Gravitino scenario (LNG), and a study of the phenomenology of this scenario [43] indicates that if the  $m_{\tilde{\chi}_0^1}$  is less than half the Higgs mass, here assumed to be 125 GeV/c<sup>2</sup>, and behaves like the lightest Higgs ( $h^0$ ), then the production and decay  $h^0 \rightarrow \tilde{\chi}_0^1 \tilde{\chi}_0^1$  can be significant. Indeed sparticle production can be dominated by production and decay of the Higgs boson at many colliders. With the assumption of R-parity conservation, the branching fraction of  $h^0 \rightarrow \tilde{\chi}_0^1 \tilde{\chi}_0^1$  can be as high as 70% [43] and if the neutralino mass is lower than the  $Z^0$  mass ( $m_{\tilde{\chi}_0^1} < m_{Z^0}$ ), we expect the branching ratio of  $\tilde{\chi}_0^1 \rightarrow \gamma + \tilde{G}$  to be close to 100%. The limit on the branching ratio of the SM Higgs Boson decaying to

invisible particles is set at 0.64 (95% CL) [44] with data from ATLAS, CMS and Tevatron up to May 2012, which is consistent with the prediction in Ref. [43]. The production of  $\tilde{\chi}_0^1$  pairs from Higgs Bosons decaying to particles other than regular SM particles would be higher if multiple Higgs Bosons exist. Taking these into consideration, and just using a single SM Higgs Boson for simplicity, the observable cross section of photons +  $\cancel{E}_T$  final state from  $p\bar{p} \rightarrow h^0 \rightarrow \tilde{\chi}_0^1\tilde{\chi}_0^1 \rightarrow (\gamma\tilde{G})(\gamma\tilde{G})$  can be in the picobarn range at the Tevatron, higher if there are multiple Higgs states. Production rates will be higher, but harder to observe because of pile-up effects, at the LHC. Although there are no direct searches published in the LNG scenario, there are results which are expected to be sensitive to  $\tau_{\tilde{\chi}_0^1} < 2$  ns which didn't show an excess for low lifetime in  $\gamma\gamma + \cancel{E}_T$  at CDF [45].

In the case of a long neutralino lifetime ( $2 \text{ ns} < \tau_{\tilde{\chi}_0^1} < 50 \text{ ns}$ ) usually one neutralino will leave the detector, making the most sensitive final state a single  $\gamma + \cancel{E}_T$ . In the case of single Higgs production, fake backgrounds from  $W\gamma \rightarrow \ell\nu\gamma \rightarrow \gamma + \ell_{\text{lost}} + \cancel{E}_T$  and  $\gamma + \text{jet} \rightarrow \gamma + \cancel{E}_{T\text{fake}}$  make it beneficial to search in the final state of exclusive single  $\gamma + \cancel{E}_T$  [46]. In these events, as proposed in Ref. [43], the time-of-arrival of a photon in the calorimeter will be later than expected,  $\gamma_{\text{Delayed}}$ . These delayed photons can be separated from SM and non-collision backgrounds using known techniques with the EMTiming system at CDF [40, 47, 48]. Specifically, a measure of the amount the photon is delayed is given by  $t_{\text{corr}} \equiv t_f - t_i - \frac{|\vec{x}_f - \vec{x}_i|}{c}$ , where  $t_f$  and  $\vec{x}_f$  are the time of arrival and position the photon hits the calorimeter respectively, and  $t_0$  and  $\vec{x}_0$  are the collision time and position respectively.

The observation of a new boson at the Tevatron and LHC with properties consistent with a Higgs boson have provided renewed motivation to search for SUSY decays of the Higgs and help narrow the GMSB search region. In addition, there is a recent preliminary CDF result in the exclusive  $\gamma_{\text{Delayed}} + \cancel{E}_T$  result with  $6.3 \text{ fb}^{-1}$  data [49] in which they report 322 observed events in the timing window  $2 \text{ ns} \leq t_{\text{corr}} \leq 7 \text{ ns}$  (signal region) on a background of  $286 \pm 24$  for a significance of  $1.2\sigma$ . While the quoted result is not statistically significant, and one should not take it too seriously, we do note that the shape of the  $t_{\text{corr}}$  distribution (after background subtraction) looks very much like the shape we expect from LNG scenario of GMSB; a falling exponential on top of the Standard Model + Cosmic backgrounds. With this important caveat in mind, we consider the question of what we can learn if, a) the boson observations at the Tevatron and LHC are the Higgs, and b) if a  $h^0 \rightarrow \tilde{\chi}_0^1\tilde{\chi}_0^1 \rightarrow \gamma_{\text{Delayed}} + \cancel{E}_T$

were discovered. In particular, we estimate both the number of expected number of events in an LNG model for various model parameter choices as well as suggest a new way of analyzing the data that has the potential to yield more information about the masses and lifetimes of the Higgs and/or SUSY particles involved.

There are effectively four observable free parameters in the LNG scenario of GMSB: the Higgs mass ( $m_{h^0}$ ), the branching fraction of  $h^0 \rightarrow \tilde{\chi}_0^1 \tilde{\chi}_0^1$  (BR), the neutralino mass ( $m_{\tilde{\chi}_0^1}$ ), and the neutralino lifetime ( $\tau_{\tilde{\chi}_0^1}$ ). Each affects the rate of production as well as the acceptance and the observables in the final state. We only focus on the finite region of parameter space that is both theoretically interesting and could produce an observable result in the data, and avoid the null result in  $\gamma\gamma + \cancel{E}_T$ . Since recent results show evidence of a 125 GeV/ $c^2$  Higgs-like particle, we focus on the region  $120 \text{ GeV}/c^2 \leq m_{h^0} \leq 130 \text{ GeV}/c^2$ . Similarly we focus on neutralinos with less than half of the mass of the Higgs ( $m_{\tilde{\chi}_0^1} \leq 60 \text{ GeV}/c^2$ ). The combination of the null result in the exclusive  $\gamma\gamma + \cancel{E}_T$  (and the hint in  $\gamma_{Delayed} + \cancel{E}_T$ ) push us to focus on  $\tau_{\tilde{\chi}_0^1} \geq 2\text{ns}$ . As we will see, we will not have sensitivity for light  $\tilde{\chi}_0^1$  ( $m_{\tilde{\chi}_0^1} < 30 \text{ GeV}/c^2$ ) or neutralino lifetimes above approximately 30 ns. This occurs because if the  $m_{\tilde{\chi}_0^1}$  is too small, or if  $\tau_{\tilde{\chi}_0^1}$  goes too large, the  $\tilde{\chi}_0^1$  is more likely to leave the detector before it decays (invisible final state), or if it has a large boost which makes the photon arrival time indistinguishable from being promptly produced ( $\gamma\gamma + \cancel{E}_T$ ). These effects are described in more detail in Ref. [48]. The value of BR only affects the overall sparticle production rate.

## II. ANALYSIS

To estimate the sensitivity and ability to measure observables in the data, we use PYTHIA 6.4 [50] to simulate all combinations of the parameters listed above, and use a modified version of PGS4 [51] to simulate the CDF detector. We use the same selection requirements as in the reported CDF result when simulating the detector [49].

Assuming  $m_{h^0} = 125 \text{ GeV}/c^2$ , the contour of the acceptance in the signal region vs.  $m_{\tilde{\chi}_0^1}$  and  $\tau_{\tilde{\chi}_0^1}$  is shown in Fig. 1. The acceptance peaks at  $m_{\tilde{\chi}_0^1} = 45 \text{ GeV}/c^2$  and  $\tau_{\tilde{\chi}_0^1} = 10 \text{ ns}$ , which we will take as our benchmark point; the signal acceptance after each cut is shown in Table I. The peak signal acceptance is 0.21% and quickly falls as a function of  $m_{\tilde{\chi}_0^1}$  as we get away from the peak which is slightly below  $m_{h^0} > 2 \cdot m_{\tilde{\chi}_0^1}$  because of the balance of the

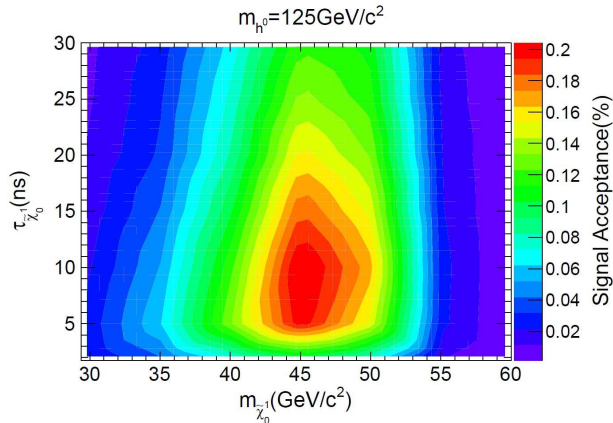


FIG. 1. The signal acceptance for  $h^0 \rightarrow \tilde{\chi}_0^1 \tilde{\chi}_0^1 \rightarrow \gamma_{Delayed} + \cancel{E}_T$ , with  $m_{h^0} = 125 \text{ GeV}/c^2$ . The signal acceptance peaks at  $m_{\tilde{\chi}_0^1} = 45 \text{ GeV}/c^2$  and  $\tau_{\tilde{\chi}_0^1} = 10 \text{ ns}$ , with the peak acceptance equal to 0.21%.

Cut	Signal Acceptance
$ \eta^\gamma  < 1.1$	15.7%
$E_T^\gamma > 45 \text{ GeV}$	2.58%
$\cancel{E}_T > 45 \text{ GeV}$	1.53%
Jet and Track Veto	1.15%
$2 \text{ ns} < t_{corr} < 7 \text{ ns}$	0.21%

TABLE I. The percentage of events passing each cut (signal acceptance) after each cut for our benchmark parameter point of  $m_{h^0} = 125 \text{ GeV}/c^2$ ,  $m_{\tilde{\chi}_0^1} = 45 \text{ GeV}/c^2$  and  $\tau_{\tilde{\chi}_0^1} = 10 \text{ ns}$ . We take into account a 75% efficiency for the jet and track veto from [43] since it is not well modeled in PGS.

kinematics making the events pass the thresholds and the boost changing the photon delay. Similarly, as the lifetime rises, more and more of the neutralinos leave the detector so we lose sensitivity above  $\tau_{\tilde{\chi}_0^1} > 30 \text{ ns}$ . As the lifetime goes below a few ns, fewer and fewer of the events have a long enough lifetime to produce a delayed photon that shows up in the signal region.

If we calculate the number of events we expect from our model, assuming  $10 \text{ fb}^{-1}$  data, taking only the lightest Higgs production cross section of  $\sim 1 \text{ pb}$  [52] into account, we end up with  $\sim 20 \cdot \text{BR}$  events at the peak acceptance; we note that a series of light Higgs' could make the overall event rate rise higher. Since the BR can be as high as 70% [43] there are

regions of parameter space which are order of magnitude of an observable ( $\sim 10$ ) number of events; we note that this is consistent with the observed “excess” of  $\sim 30$  events especially since the uncertainty on the excess is large.

Since we can measure the corrected time with the EMTiming system, we propose a more sophisticated analysis other than just the counting experiment which is dominated by the number of events with  $t_{corr}$  just above 2 ns. Fig. 2 shows the expected  $t_{corr}$  distribution for our benchmark point without any contribution from backgrounds. It has a clear exponential-like distribution for  $t_{corr} > 2$  ns. We can readily fit the signal region to the functional form  $e^{-t_{corr}/Slope}$ . Though the CDF result doesn’t report a slope, we can see what the theory predicts. For our benchmark point we find a slope of  $\sim 0.9$  ns. If we assume a BR = 50%, we find an expectation of approximately 10 events in the signal region which would give us an approximate statistical uncertainty on the slope of  $\sim 30\%$ .

Simulations show that the slope is a function of  $m_{h^0}$ ,  $m_{\tilde{\chi}_0^1}$ , and  $\tau_{\tilde{\chi}_0^1}$ . To get a sense of what parameters can be determined from a measurement we consider how the slope changes as a function of our three parameters as it does not depend on BR. For concreteness we assume a measured slope of  $1.0 \pm 0.5$  ns to both simplify the analysis as well as overestimate the uncertainty as a way of including systematic errors and see how well we can measure back the assumed input parameters that yield this combination, within uncertainties. Assuming  $\tau_{\tilde{\chi}_0^1} = 10$  ns, the possible combinations of  $m_{h^0}$  and  $m_{\tilde{\chi}_0^1}$  is shown as the yellow band in Fig. 3. We quickly note that there is only a small variation as a function of  $m_{h^0}$ , which gives no sensitivity to measure the Higgs mass. We also note that if multiple scalars were to exist and contribute similarly to the signal region, we would further have no sensitivity to measure their masses or distinguish between the single or multiple scalar scenarios. The upside to this result is that since there is only modest variation as a function of the Higgs mass, it gives us better sensitivity to the other two parameters.

Assuming  $m_{h^0} = 125$  GeV/ $c^2$ , Fig. 4 shows the magnitude of the slope as a function of  $m_{\tilde{\chi}_0^1}$  and  $\tau_{\tilde{\chi}_0^1}$ . Note that the slope shows very little variation for lifetimes above about 5 ns. If we again assume that we had measured a slope of  $1.0 \pm 0.5$  ns, we narrow down the  $m_{\tilde{\chi}_0^1}$  and  $\tau_{\tilde{\chi}_0^1}$  combination to the yellow band shown in Fig. 5(a). A 5 GeV/ $c^2$  uncertainty of the Higgs mass is shown by the grey band in Fig. 5(b).

Since there is no evidence for short neutralino lifetime in the  $\gamma\gamma + \cancel{E}_T$  search [45], if we further assume  $\tau_{\tilde{\chi}_0^1} \geq 5$ ns, we observe a simple dependence between the slope and the

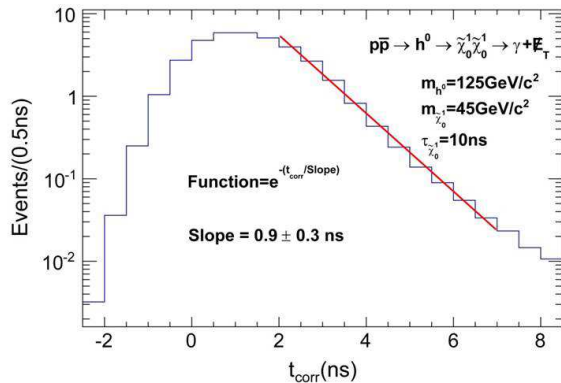


FIG. 2. The  $t_{corr}$  distribution for our benchmark point, with  $m_{h^0} = 125 \text{ GeV}/c^2$ ,  $m_{\tilde{\chi}_0^1} = 45 \text{ GeV}/c^2$  and  $\tau_{\tilde{\chi}_0^1} = 10 \text{ ns}$ . We assume  $\text{BR} = 50\%$  and normalize the histogram so that there are 10 events in the signal region.

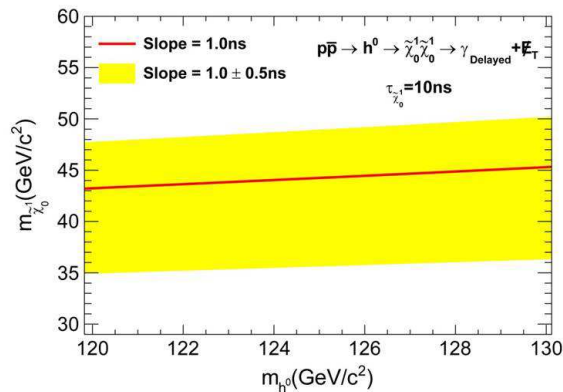


FIG. 3. Assuming  $\tau_{\tilde{\chi}_0^1} = 10 \text{ ns}$ , the red line shows possible combinations of  $m_{h^0}$  and  $m_{\tilde{\chi}_0^1}$  that produce a slope of 1.0 ns, while the yellow band shows combinations that produce a slope of  $1.0 \pm 0.5 \text{ ns}$ .

neutralino mass, as shown in Fig. 6. If we had measured a slope of  $1.0 \pm 0.5 \text{ ns}$ , from here we could determine the neutralino mass to be  $m_{\tilde{\chi}_0^1} = 45_{-10}^{+8} \text{ GeV}/c^2$ .

### III. CONCLUSION

We encourage the CDF collaboration to update their search in the exclusive  $\gamma_{Delayed} + \cancel{E}_T$  final state using the full dataset and to report a measurement for the slope of the timing distribution in the case that the excess holds up. In addition, we encourage other experi-

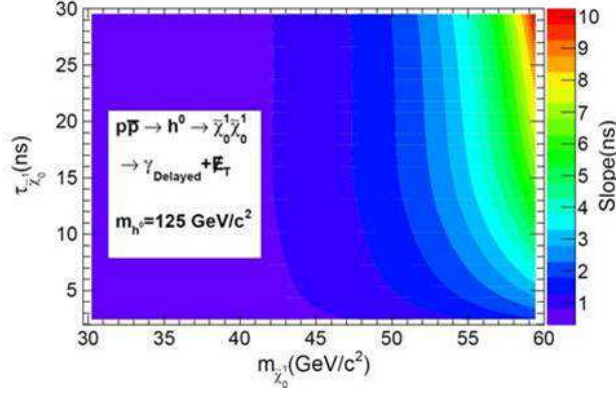


FIG. 4. Assuming  $m_{h^0} = 125 \text{ GeV}/c^2$ , this plot shows the contour of constant Slope as a function of  $m_{\tilde{\chi}_0^1}$  and  $\tau_{\tilde{\chi}_0^1}$ .

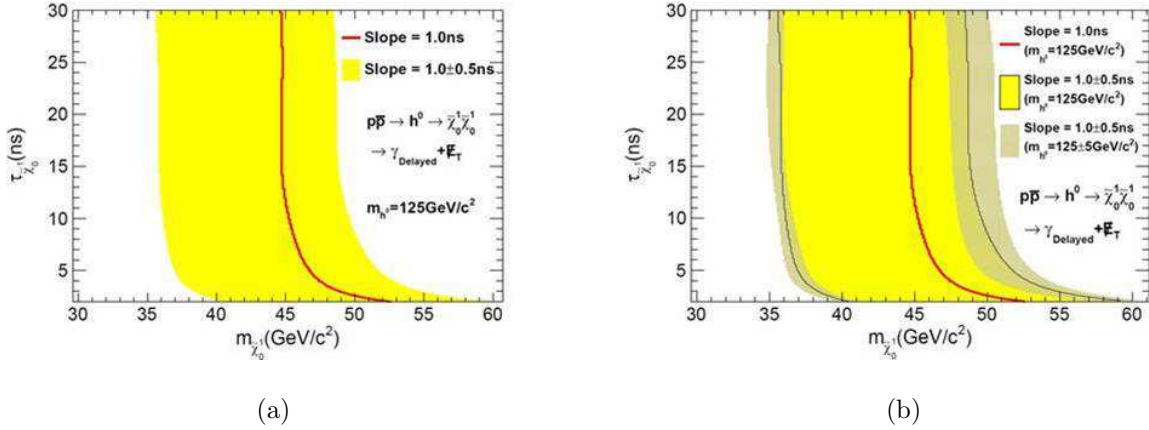


FIG. 5. Assuming  $m_{h^0} = 125 \text{ GeV}/c^2$ , the red line shows possible combinations of  $m_{\tilde{\chi}_0^1}$  and  $\tau_{\tilde{\chi}_0^1}$  that produce a slope of 1.0 ns, while the yellow band shows the combinations that produce a slope of  $1.0 \pm 0.5$  ns. The grey band in (b) shows the variation due to the uncertainty of the Higgs mass.

ments to confirm or refute these preliminary observations. Our preliminary studies of the phenomenology for LHC experiments indicate that while the production cross sections would clearly be higher, beam-spot size effects would make wrong-vertex backgrounds smaller, and the timing from the detectors could produce better sensitivity, the pileup effects and the larger boosts of the  $\tilde{\chi}_0^1$  could cancel out many of these advantages. If the modest/preliminary CDF excess is confirmed, this could be the first hint of  $p\bar{p} \rightarrow h^0 \rightarrow \tilde{\chi}_0^1 \tilde{\chi}_0^1 \rightarrow \gamma_{\text{Delayed}} + \cancel{E}_T$  and could yield a discovery as well as a measurement. Following the selection requirements of the CDF results, we find a peak signal acceptance of 0.21% at  $m_{h^0} = 125 \text{ GeV}/c^2$ ,

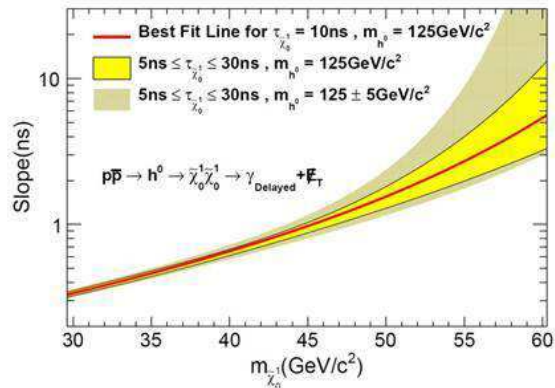


FIG. 6. Assuming  $\tau_{\tilde{\chi}_0^1} \geq 5\text{ns}$ , the simple dependence between the slope and  $m_{\tilde{\chi}_0^1}$ .

$m_{\tilde{\chi}_0^1} = 45 \text{ GeV}/c^2$ , and  $\tau_{\tilde{\chi}_0^1} = 10 \text{ ns}$ , which should yield roughly 10 events assuming the Branching Ratio is 50%, more if there are a series of light Higgs'. If we have a measurement of the slope of the  $t_{corr}$  distribution in the signal region, we may have the sensitivity to measure the mass of neutralino with modest assumptions. Even a 50% measurement of the slope could give a measurement of the neutralino mass with an uncertainty of 25%, depending on the true parameters involved.

#### IV. ACKNOWLEDGEMENTS

The authors would like to thank Adam Aurisano, Bhaskar Dutta and John Mason for their useful ideas and discussions. We would also thank the Mitchell Institute for Fundamental Physics and Astronomy and the Department of Physics and Astronomy at Texas A&M University for their support during the time this work was completed. We acknowledge the Texas A&M University Brazos HPC cluster that contributed to the research reported here<sup>1</sup>.

- 
- [1] P. Higgs, Phys. Rev. Lett. **13**, 508 (1964); F. Englert and R. Brout, *ibid.* **13**, 321 (1964); G. Guralnik, C. Hagen, and T. Kibble, *ibid.* **13**, 585 (1964).  
[2] S. L. Glashow, Nucl. Phys. **22**, 579 (1961); S. Weinberg, Phys.Rev.Lett. **19**, 1264 (1967); A. Salam, in *Elementary Particle Theory*, p. 367, edited by N. Svartholm (Almqvist and Wiksell, Stockholm, 1968).

<sup>1</sup> brazos.tamu.edu

- [3] S. Weinberg, Phys. Rev. D **19**, 1277 (1979); L. Susskind, *ibid.* **20**, 2619 (1979); S. Weinberg, *ibid.* **13**, 974 (1976); E. Gildener, *ibid.* **14**, 1667 (1976); G. Hooft, *Recent developments in gauge theories*, NATO ASI series: Physics (Plenum Press, New York, 1980).
- [4] T. Aaltonen *et al.* (CDF Collaboration and DØ Collaboration), Phys. Rev. Lett. **109**, 071804 (2012).
- [5] S. Chatrchyan *et al.* (CMS Collaboration), Phys. Lett. **B 716**, 30 (2012); G. Aad *et al.* (ATLAS Collaboration), *ibid.* **716**, 1 (2012).
- [6] M. Dine, W. Fischler, and M. Srednicki, Nucl. Phys. **B 189**, 575 (1981).
- [7] S. Dimopoulos and S. Raby, Nucl. Phys. **B 192**, 353 (1981).
- [8] M. Dine and W. Fischler, Phys. Lett. **B 110**, 227 (1982).
- [9] C. Nappi and B. Ovrut, Phys. Lett. **B 113**, 175 (1982).
- [10] L. Alvarez-Gaumé, M. Claudson, and M. Wise, Nucl. Phys. **B 207**, 96 (1982).
- [11] S. Dimopoulos and S. Raby, Nucl. Phys. **B 219**, 479 (1983).
- [12] M. Dine and A. Nelson, Phys. Rev. **D 48**, 1277 (1993).
- [13] M. Dine, A. Nelson, and Y. Shirman, Phys. Rev. **D 51**, 1362 (1995).
- [14] M. Dine, A. Nelson, Y. Nir, and Y. Shirman, Phys. Rev. **D 53**, 2658 (1996).
- [15] P. Meade, N. Seiberg, and D. Shih, Progr. Theoret. Phys. Suppl. **177**, 143 (2009).
- [16] L. Carpenter, M. Dine, G. Festuccia, and J. Mason, Phys. Rev. **D 79**, 035002 (2009).
- [17] M. Buican, P. Meade, N. Seiberg, and D. Shih, J. of High Energy Phys. 03 (**2009**) 016.
- [18] Z. Komargodski and N. Seiberg, J. of High Energy Phys. 03 (**2009**) 072.
- [19] A. Rajaraman, Y. Shirman, J. Smidt, and F. Yu, Phys. Lett. **B 678**, 367 (2009).
- [20] K. Intriligator and M. Sudano, J. of High Energy Phys. 06 (**2010**) 047.
- [21] T. Dumitrescu, Z. Komargodski, N. Seiberg, and D. Shih, J. of High Energy Phys. 05 (**2010**) 096.
- [22] A. G. Riess *et al.*, Astrophys. J. **730**, 119 (2011).
- [23] E. Komatsu *et al.*, Astrophys. J. Suppl. S **192**, 18 (2011).
- [24] S. Dimopoulos, M. Dine, S. Raby, and S. Thomas, Phys. Rev. Lett. **76**, 3494 (1996).
- [25] S. Ambrosanio, G. Kane, G. Kribs, S. Martin, and S. Mrenna, Phys. Rev. Lett. **76**, 3498 (1996).
- [26] S. Ambrosanio, G. Kane, G. Kribs, S. Martin, and S. Mrenna, Phys. Rev. **D 54**, 5395 (1996).
- [27] S. Dimopoulos, S. Thomas, and J. Wells, Phys. Rev. **D 54**, 3283 (1996).

- [28] S. Dimopoulos, S. Thomas, and J. Wells, Nucl. Phys. **B 488**, 39 (1997).
- [29] J. Lopez, D. Nanopoulos, and A. Zichichi, Phys. Rev. Lett. **77**, 5168 (1996).
- [30] H. Baer, M. Brhlik, C. Chen, and X. Tata, Phys. Rev. **D 55**, 4463 (1997).
- [31] S. Ambrosanio, G. Kribs, and S. Martin, Phys. Rev. **D 56**, 1761 (1997).
- [32] J. Diaz-Cruz, D. Ghosh, and S. Moretti, Phys. Rev. **D 68**, 014019 (2003).
- [33] K. Kawagoe, T. Kobayashi, M. Nojiri, and A. Ochi, Phys. Rev. **D 69**, 035003 (2004).
- [34] S. Shirai and T. Yanagida, Phys. Lett. **B 680**, 351 (2009).
- [35] P. Meade, M. Reece, and D. Shih, J. of High Energy Phys. 05 (**2010**) 105.
- [36] P. Meade, M. Reece, and D. Shih, J. of High Energy Phys. 10 (**2010**) 067.
- [37] B. Allanach *et al.*, Eur. Phys. J. **C 25**, 113 (2002).
- [38] A. Heister *et al.* (ALEPH Collaboration), Eur. Phys. J. **C 25**, 339 (2002); M. Gataullin, S. Rosier, L. Xia, and H. Yang, AIP Conference Proceedings **903**, 217 (2007); G. Pasztor, PoS **HEP2005**, 346 (2006); J. Abdallah *et al.* (DELPHI Collaboration), Eur. Phys. J. **C 38**, 395 (2005).
- [39] T. Aaltonen *et al.* (CDF Collaboration), Phys. Rev. Lett. **104**, 011801 (2010); V. Abazov *et al.* (DØ Collaboration), *ibid.* **105**, 221802 (2010).
- [40] A. Abulencia *et al.* (CDF Collaboration), Phys. Rev. Lett. **99**, 121801 (2007); T. Aaltonen *et al.* (CDF Collaboration), Phys. Rev. **D 78**, 032015 (2008).
- [41] S. Chatrchyan *et al.* (CMS Collaboration), Phys. Rev. Lett. **106**, 211802 (2011); G. Aad *et al.* (ATLAS Collaboration), *ibid.* **106**, 121803 (2011).
- [42] J. Mason, D. Morrissey, and D. Poland, Phys. Rev. **D 80**, 115015 (2009).
- [43] J. Mason and D. Toback, Phys.Lett. **B 702**, 377 (2011).
- [44] J. Espinosa, C. Grojean, M. Mhleitner, and M. Trott, J. of High Energy Phys. 09 (**2012**) 125.
- [45] T. Aaltonen *et al.* (CDF Collaboration), Phys. Rev. **D 82**, 052005 (2010).
- [46] D. Acosta *et al.* (CDF Collaboration), Phys.Rev.Lett. **89**, 281801 (2002).
- [47] M. Goncharov *et al.*, Nucl. Instrum. Meth. **A 565**, 543 (2006).
- [48] D. Toback and P. Wagner, Phys.Rev. **D 70**, 114032 (2004).
- [49] CDF Collaboration, CDF note 10788, Oct. 2012, manuscript in preparation; J. Asaadi, Ph.D. thesis, Texas A&M University (2012); A. Aurisano, Ph.D. thesis, Texas A&M University (2012).
- [50] T. Sjöstrand, S. Mrenna, and P. Skands, J. of High Energy Phys. 05 (**2006**) 026.

- [51] J. Conway *et al.*, URL: <http://physics.ucdavis.edu/~conway/research/software/pgs/pgs4-general.htm>, We used version 4.
- [52] C. Anastasiou, R. Boughezal, and F. Petriello, *J. of High Energy Phys.* 04 (2009) 003;  
D. de Florian and M. Grazzini, *Phys. Lett. B* **674**, 291 (2009).