

# I/O-efficient algorithms for localized bisimulation partition construction and maintenance on massive graphs

Yongming Luo  
Eindhoven University of  
Technology  
The Netherlands  
y.luo@tue.nl

George H. L. Fletcher  
Eindhoven University of  
Technology  
The Netherlands  
g.h.l.fletcher@tue.nl

Jan Hidders  
Delft University of Technology  
The Netherlands  
a.j.h.hidders@tudelft.nl

Yuqing Wu  
Indiana University,  
Bloomington  
USA  
yuqwu@cs.indiana.edu

Paul De Bra  
Eindhoven University of  
Technology  
The Netherlands  
P.M.E.d.Bra@tue.nl

## ABSTRACT

In this paper, we present, to our knowledge, the first known I/O efficient solutions for computing the  $k$ -bisimulation partition of a massive directed graph, and performing maintenance of such a partition upon updates to the underlying graph. Bisimulation is a robust notion of node equivalence which is ubiquitous in the theory and application of graph data. It defines an intuitive notion of nodes in a graph sharing fundamental structural features. We consider in particular  $k$ -bisimulation, which is the standard variant of bisimulation where the topological features of nodes are only considered within a local neighborhood of radius  $k \geq 0$ .

The I/O cost of our partition construction algorithm is bounded by  $O(k \cdot \text{sort}(|E_t|) + k \cdot \text{scan}(|N_t|) + \text{sort}(|N_t|))$ , while our maintenance algorithms are bounded by  $O(k \cdot \text{sort}(|E_t|) + k \cdot \text{sort}(|N_t|))$ . The space complexity bounds are  $O(|N_t| + |E_t|)$  and  $O(k \cdot |N_t| + k \cdot |E_t|)$ , resp.. Here,  $|E_t|$  and  $|N_t|$  are the number of disk pages occupied by the input graph's edge set and node set, resp., and  $\text{sort}(n)$  and  $\text{scan}(n)$  are the cost of sorting and scanning, resp., a file occupying  $n$  pages in external memory. Empirical analysis on a variety of massive real-world and synthetic graph datasets shows that our algorithms not only perform efficiently, but also scale gracefully as graphs grow in size.

## 1 Introduction

Massive graph-structured datasets are becoming increasingly common in a wide range of applications. Examples such as social networks, web graphs, web of data, biological networks and so forth have drawn a lot of attention in both industry and academic research. In reasoning over graphs, a fundamental and ubiquitous notion is that of bisimulation, which is a characterization of when two nodes in a graph share basic structural properties such as labels

and neighborhood connectivity. Indeed, bisimulation arises and is widely adopted in a surprisingly large range of research fields [23]. In data management, for instance, bisimulation partitioning (i.e., grouping together bisimilar nodes) is often a basic step in indexing semi-structured datasets [18], and also finds fundamental applications in RDF [20] and general graph data (e.g., compression [4, 8], query processing [16], data analytics [7]).

Consequently, algorithms for bisimulation partitioning have been studied for decades. Indeed, well-known algorithms such as that of Paige and Tarjan [19] and more recent work (e.g., [6]) have effective theoretical behavior. In practice, however, these solutions face two significant difficulties.

First, with the exception of paper [15], all known approaches for computing bisimulation are internal-memory based solutions. As such, their inherently random memory access patterns do not translate to efficient I/O-bound solutions, where it is crucial to avoid such access patterns.

Second, it is often the case that bisimulation partitions on real data are still too costly to compute and maintain, and, furthermore, the resulting partitions are too refined for effective use. Hence, a notion of localized  $k$ -bisimulation has proven to be quite successful in data management applications (e.g., [10, 16, 21, 25]).  $k$ -bisimulation is a variant of bisimulation where the topological features of nodes are only considered within a local neighborhood of radius  $k \geq 0$ . With a pay-as-you-go nature,  $k$ -bisimulation is cheaper to compute and maintain, cost adjustable, and faithfully representative of the bisimulation partition within the local neighborhood.

All known centralized solutions for computing  $k$ -bisimulation partitions (again, with the exception of [15]) are also internal-memory based. The reality is that, nowadays, many graphs are too large to be processed in main memory. Indeed, massive graphs are ubiquitous (e.g., linked data, biological networks, social networks, to name a few [7, 14]). It is quite common for a researcher to encounter a graph with billions of nodes and edges. Furthermore, the size of graphs will only continue to grow as technologies for generating and capturing data continue to improve and proliferate. We can safely conclude that it will become increasingly infeasible to apply existing bisimulation partition algorithms in practice.

Permission to make digital or hard copies of all or part of this work for personal or classroom use is granted without fee provided that copies are not made or distributed for profit or commercial advantage and that copies bear this notice and the full citation on the first page. To copy otherwise, to republish, to post on servers or to redistribute to lists, requires prior specific permission and/or a fee.

Copyright 20XX ACM X-XXXXX-XX-X/XX/XX ...\$15.00.

To process real graph datasets, therefore, we must necessarily turn to either external memory, distributed, or parallel solutions. While there has been some work on parallel (e.g., [22, 24]) and distributed (e.g., [3]) approaches to bisimulation computation, and, recently, external memory solutions on restricted acyclic and tree-structured graphs [15], there has been to our knowledge no work on computing bisimulation and  $k$ -bisimulation partitions on arbitrary graph structures in external memory.

Given these motivations, we have studied external memory solutions for reasoning about  $k$ -bisimulation on arbitrary graphs. In this paper, we present the results of our study, which makes the following high-level contributions.

- We present the first known I/O efficient external memory based algorithm for constructing the  $k$ -bisimulation partition of a disk-resident graph. The I/O cost of this algorithm is bounded by  $O(k \cdot \text{sort}(|E_t|) + k \cdot \text{scan}(|N_t|) + \text{sort}(|N_t|))$ , with space complexity  $O(|N_t| + |E_t|)$ , where  $|E_t|$  and  $|N_t|$  are the number of disk pages occupied by the input graph’s edge set and node set, resp., and  $\text{sort}(n)$  and  $\text{scan}(n)$  are the cost of sorting and scanning, resp., a file occupying  $n$  pages in external memory.
- We present the first known I/O efficient external memory based algorithms for performing maintenance on a disk-resident  $k$ -bisimulation graph partition, with I/O cost bounded by  $O(k \cdot \text{sort}(|E_t|) + k \cdot \text{sort}(|N_t|))$ , and space complexity  $O(k \cdot |N_t| + k \cdot |E_t|)$ .
- We present the results of an extensive empirical analysis of our solutions on a variety of massive real-world and synthetic graph datasets, showing that our algorithms not only perform efficiently, but also scale gracefully as graphs grow in size. For example, the 10-bisimulation partition of a graph having 1.4 billion edges can be computed with our solution within a day on commodity hardware, while this would take weeks, if not months, for a traditional in-memory algorithm to accomplish in the same environment.

We note that parallel and distributed solutions could also benefit from the basic novel ideas developed here; we leave such explorations open as avenues for future research.

The rest of the paper is organized as follows. In the next section we give our basic definitions and data structures used. We then describe in Section 3 our solution for constructing localized bisimulation partition. Next, Section 4 presents algorithms for keeping an existing partition up to date, in the face of updates to the underlying graph. Section 5 presents the results of our empirical study of all algorithms. We then conclude in Section 6 with a discussion of future directions for research.

## 2 Preliminaries

### 2.1 Data model and definitions

Our data model is that of finite directed node- and edge-labeled graphs  $\langle N, E, \lambda_N, \lambda_E \rangle$ , where  $N$  is a finite set of nodes,  $E \subseteq N \times N$  is a set of edges,  $\lambda_N$  is a function from  $N$  to a set of node labels  $\mathcal{L}_N$ , and  $\lambda_E$  is a function from  $E$  to a set of edge labels  $\mathcal{L}_E$ .

**DEFINITION 1.** Let  $k$  be a non-negative integer and  $G = \langle N, E, \lambda_N, \lambda_E \rangle$  be a graph. Nodes  $u, v \in N$  are called  $k$ -bisimilar (denoted as  $u \approx^k v$ ), iff the following holds:

1.  $\lambda_N(u) = \lambda_N(v)$ ,

2. if  $k > 0$ , then  $\forall u' \in N[(u, u') \in E \Rightarrow \exists v' \in N[(v, v') \in E, u' \approx^{k-1} v'] \text{ and } \lambda_E(u, u') = \lambda_E(v, v')^1]$ , and
3. if  $k > 0$ , then  $\forall v' \in N[(v, v') \in E \Rightarrow \exists u' \in N[(u, u') \in E, v' \approx^{k-1} u'] \text{ and } \lambda_E(v, v') = \lambda_E(u, u')]$ .

It can be easily shown that the  $k$ -bisimilar relation is an equivalence relation.

We illustrate Definition 1 with an example. Consider the graph given in Figure 1. It is a small social network graph, in which nodes 1 and 2 are 0- and 1- bisimilar but not 2-bisimilar.

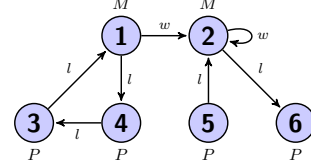


Figure 1: Example graph of a social network, where nodes 1 and 2 have label  $M$  (short for “manager”), and the other nodes have label  $P$  (short for “people”). The edge label  $l$  is short for “likes”, while  $w$  is short for “works for”.

Recall from Section 1 that our interest in this paper is in computing the  $k$ -bisimulation partition of a massive graph, and performing maintenance on the result under updates to the original graph. By *massive*, we mean that both the set of nodes and the set of edges of the graph are too big to fit into main memory. By a *partition* of the graph, we mean an assignment of each node  $u$  of the graph to a *partition block*, which is the unique subset of nodes in the graph of which the members are  $k$ -bisimilar to  $u$ .

In particular, we are interested in constructing partition “identifiers.”

**DEFINITION 2.** A  $k$ -partition identifier for graph  $G = \langle N, E, \lambda_N, \lambda_E \rangle$  and  $k \geq 0$  is a set of  $k + 1$  functions  $\mathcal{P} = \{pId_0, \dots, pId_k\}$  such that, for each  $0 \leq i \leq k$ ,  $pId_i$  is a function from  $N$  to the integers, and, for all nodes  $u, v \in N$ , it holds that  $pId_i(u) = pId_i(v)$  iff  $u \approx^i v$ .

A fundamental tool in our reasoning about  $k$ -bisimulation is the notion of node signatures.

**DEFINITION 3.** Let  $G = \langle N, E, \lambda_N, \lambda_E \rangle$  be a graph,  $k \geq 0$ , and  $\mathcal{P} = \{pId_0, \dots, pId_k\}$  be a  $k$ -partition identifier for  $G$ . The  $k$  bisimulation signature of node  $u \in N$  is the pair  $sig_k(u) = (pId_0(u), L)$  where:

$$L = \begin{cases} \emptyset & \text{if } k = 0, \\ \{(\lambda_E(u, u'), pId_{k-1}(u')) \mid (u, u') \in E\} & \text{if } k > 0. \end{cases}$$

We then have the following fact.

**PROPOSITION 1.**  $pId_k(u) = pId_k(v)$  iff  $sig_k(u) = sig_k(v)$  ( $k \geq 0$ ).

A proof of Proposition 1 can be found in Appendix A.1.

Proposition 1 is the basis of all algorithms in this paper. The basic idea is that a node’s  $k$ -bisimulation partition block can be determined by its  $k$  bisimulation signature, which in turn is determined by the  $(k - 1)$ -bisimulation partition of the graph. Intuitively, in order to compute

<sup>1</sup>Note that we use  $\lambda_E(u, u')$ , instead of  $\lambda_E((u, u'))$ , for ease of readability.

the  $k$ -bisimulation partition, we compute the graph's  $j$ -bisimulation ( $0 \leq j \leq k$ ) partitions bottom-up, starting from  $j = 0$ . We call each such intermediate computation the *iteration  $j$  computation*.

It is straightforward to show that the  $k$ -bisimulation partition of a graph is unique. Hence, in the sequel, we can safely talk about  $k$ -partition identifiers as unique objects. Also, note that we will use integer node identifier values (denoted as  $uId$ ) to designate nodes  $u \in N$ . Therefore, in the following discussions the functions  $sig_k$  and  $pId_k$  both could take node identifiers (i.e., integers) as input.

Table 1:  $k$ -bisimulation for the example graph in Figure 1 ( $k = 0, 1, 2$ )

$nId$	$pId_0(nId)$	$sig_0(nId)$	$pId_1(nId)$	$sig_1(nId)$	$pId_2(nId)$
1	1	$1, \{(w, 1), (l, 2)\}$	3	$1, \{(w, 3), (l, 5)\}$	7
2	1	$1, \{(w, 1), (l, 2)\}$	3	$1, \{(w, 3), (l, 6)\}$	8
3	2	$2, \{(l, 1)\}$	4	$2, \{(l, 3)\}$	9
4	2	$2, \{(l, 2)\}$	5	$2, \{(l, 4)\}$	10
5	2	$2, \{(l, 1)\}$	4	$2, \{(l, 3)\}$	9
6	2	$2, \{\}$	6	$2, \{\}$	11

Table 1 shows one way of assigning  $k$ -bisimulation ( $k = 0, 1, 2$ ) partition identifiers and signatures for the example graph in Figure 1, where the  $nId$  denotes the unique identifier for each node, and  $pId_i(nId)$  and  $sig_j(nId)$  ( $0 \leq i \leq 2$  and  $0 < j \leq 2$ ) are presented accordingly. For  $k = 0$ , nodes are grouped into two partitions by node labels (given identifiers 1 and 2). Then for  $k = 1, 2$ , signatures are constructed according to Definition 3, and then distinct partition identifiers are assigned to distinct signatures, following Proposition 1.

## 2.2 Data structures

We assume that graphs are saved on disk in the form of fixed column tables (node set as table  $N_t$  and edge set as table  $E_t$ ). We also assume that these tables can have several copies sorted on different columns. In later discussions we will use the notation  $X.y$  to refer to column  $y$  of table  $X$ .

We have the following possible attributes for  $N_t$ :

$nId$	node identifier (note that this is the same as row identifier in the table; we leave this attribute here for clarity of the discussion).
$nLabel$	node label
$pId_{old\_nId}$	<i>bisimulation</i> partition identifier for the given $nId$ from last computation iteration
$pId_{new\_nId}$	<i>bisimulation</i> partition identifier for the given $nId$ from the current computation iteration
$pId_{j\_nId}$	$j$ <i>bisimulation</i> partition identifier for the given $nId$ ( $j = 0, 1, \dots, k$ )

and for  $E_t$ :

$sId$	source node identifier
$tId$	target node identifier
$eLabel$	edge label
$pId_{old\_tId}$	<i>bisimulation</i> partition identifier for the given $tId$ from last computation iteration

We further assume that we have a *signature storage facility*  $S$ , which stores the mapping between signatures and their corresponding partition identifiers.  $S$  is a data structure having only one idempotent function called  $S.insert()$ . For node  $u \in N$ ,  $S.insert()$  takes  $sig_j(u)$  ( $0 \leq j \leq k$ ) as input, and provides  $pId_j(u)$  as output. Essentially  $S.insert()$  implements the one to one mapping

function from  $sig_j$  to  $pId_j$ . The implementation details of  $S$  will be discussed in Section 3.2.

For ease of discussion and investigation, we assume in what follows that the node and edge tables are each just one file sequentially filled with fixed length records. Moreover, in this paper we make use of sort merge join to the extent possible, since it is a very basic way to achieve I/O efficient results. However, many possibilities could be explored for implementing these data structures (e.g., indexing techniques) and join algorithms to further optimize our presented results. We leave such investigations open for future research.

Finally, we also assume that we have a (possibly external memory based) priority queue available. In our empirical study below, we use the off-the-shelf I/O efficient priority queue implementation provided by the open source STXXL library [5].

## 2.3 Cost model

Since our focus is on disk-resident datasets, we use standard I/O complexity notions to analyze our algorithms [1]. The primary concern here is to minimize the number of I/Os needed to complete the task at hand.

Suppose we have table  $X$ , space to hold  $B$  disk pages in internal memory, and  $X$  occupies  $|X|$  pages on disk. In what follows, we will use the following notation:

- $sort(|X|)$  denotes the number of I/Os when sorting table  $X$  on some given column(s). This will take  $2|X|(1 + \lceil \log_{B-1} \lceil \frac{|X|}{B} \rceil \rceil)$  I/Os for a standard external memory based merge sort.
- $scan(|X|)$  denotes the number of I/Os when scanning over table  $X$ . This will take  $|X|$  I/Os.
- $search(|X|)$  denotes the number of I/Os when searching for some key in some columns of  $X$ . This operation's cost will vary from a constant number of I/Os to  $|X|$  I/Os, depending on how we implement  $X$ , whether  $X$  is sorted on the certain columns, whether we have an index on those columns, and whether we want to search for the whole result set or the first key appearance.

## 3 Constructing the localized bisimulation partition

We present our algorithm for  $k$ -bisimulation partition computation in Algorithm 1. The algorithm is inspired by Proposition 1, meaning for each node in the input graph, to construct its signature and find a one-to-one mapping number (partition identifier) for that signature.

In iteration  $j = 0$ , we assign distinct partition identifiers to nodes based on their  $nLabels$ . For other iterations  $j > 0$ , our algorithm mainly performs two things for each node ID  $uId \in \pi_{nId}(N_t)$  (line 14 to 17): (1) construct  $sig_j(uId)$ ; and (2) insert  $sig_j(uId)$  to  $S$ , record the returning  $pId_j(uId)$  in the corresponding row in  $N_t$ . To prepare the necessary information for constructing  $sig_j(uId)$ , we need to fill in the missing columns of  $E_t$  (line 5 to 10). Several scans and sorts on tables are involved for each iteration. Note that some operations in the algorithm can be merged as one in practice. We present them separately just to make the presentation clearer. A detailed description is given in Section 3.1.

---

**Algorithm 1** Compute the  $k$ -bisimulation equivalence classes of a graph

---

```
1: procedure BUILD_BISIM( $N_t, E_t, k$ )
2:   if  $k = 0$  then
3:     fill in the  $pId_{0,nId}$  and  $pId_{new,nId}$  columns of  $N_t$  ▷  $O(\text{sort}(|N_t|)) + O(\text{scan}(|N_t|))$ 
4:     return ( $N_t, E_t$ )
5:   ( $N_t, E_t$ ) ← BUILD_BISIM( $N_t, E_t, k - 1$ ) ▷  $k > 0$ , recursive call
6:   if  $k = 1$  then
7:      $N_t \leftarrow \text{sort}(N_t)$  by  $nId$  ▷  $O(\text{sort}(|N_t|))$ 
8:      $E_t \leftarrow \text{sort}(E_t)$  by  $tId$  ▷  $O(\text{sort}(|E_t|))$ 
9:     scan  $N_t$ , move content of column  $pId_{new,nId}$  to  $pId_{old,nId}$  ▷  $O(\text{scan}(|N_t|))$ 
10:    fill in the  $pId_{old,tId}$  column of  $E_t$  ▷  $O(\text{scan}(|E_t|)) + O(\text{scan}(|N_t|))$ 
11:    initialize  $S$ 
12:     $F \leftarrow \pi_\alpha(E_t)$ , where  $\alpha = (sId, eLabel, pId_{old,tId})$ 
13:     $F \leftarrow \text{sort}(F)$  by  $sId, eLabel, pId_{old,tId}$ , removing duplicates ▷  $O(\text{sort}(|E_t|))$ 
14:    for each  $uId \in \pi_{nId}(N_t)$  do ▷ overall  $O(\text{scan}(|E_t|)) + O(\text{scan}(|N_t|)) + \text{cost of } S$ 
15:      construct  $\text{sig}_k(uId)$  from  $F$  ▷ merge join with  $F$ 
16:       $pId_k(uId) \leftarrow S.\text{insert}(\text{sig}_k(uId))$ 
17:      record  $pId_k(uId)$  in the  $pId_{new,nId}$  column of  $N_t$  where  $nId = uId$ 
18:    return ( $N_t, E_t$ )
```

---

### 3.1 Details of Algorithm 1 (BUILD\_BISIM())

#### 3.1.1 Input and output

The input variables of Algorithm 1 are node table  $N_t$ , edge table  $E_t$  and  $k$ , which is the degree of local bisimilarity from Definition 1. The output variables are  $N_t$  and  $E_t$ . The schema of  $N_t$  is ( $nId, nLabel, pId_{0,nId}, pId_{old,nId}, pId_{new,nId}$ ); the schema of  $E_t$  is ( $sId, eLabel, tId, pId_{old,tId}$ ).

#### 3.1.2 $k = 0$ , line 2 to 4

According to Definition 1,  $k = 0$  means nodes having the same labels should be assigned the same partition identifier. We achieve this by sorting the  $N_t$  on  $nLabel$  column. When scanning  $N_t$ , for each new  $nLabel$  we encounter, we assign a new integer (e.g., a predefined counter) to the corresponding  $nId$ , filling it in the  $pId_{0,nId}$  and  $pId_{new,nId}$  columns. This will take  $O(\text{sort}(|N_t|)) + O(\text{scan}(|N_t|))$  I/Os. Note that since  $pId_{0,nId}$  can be assigned during the last step of the sorting process, the scanning cost  $O(\text{scan}(|N_t|))$  can be omitted. Also note that one alternative way of assigning  $pId_0$  is to use a hash map. We can create a hash map using  $nLabel$  as the keys, and  $pId_0$  as the values. The upper bound of this method is the same as the one we present here.

```
details of line 3 of Algorithm 1:
sort  $N_t$  by  $nLabel$  ▷  $O(\text{sort}(|N_t|))$ 
create variable  $current\_pId$ 
for all ( $nId, nLabel, pId_{0,nId}, pId_{old,nId}, pId_{new,nId}$ )
   $\in N_t$  do ▷  $O(\text{scan}(|N_t|))$ 
  if  $nLabel$  is new then
     $current\_pId \leftarrow$  request a new  $pId$ 
  save  $current\_pId$  to  $pId_{0,nId}$  and  $pId_{new,nId}$ 
```

#### 3.1.3 $k > 0$ , line 5 to 18

For  $k > 0$ , we first perform a recursive call to the algorithm, ensuring we work in a bottom-up manner. For iteration 1 ( $k = 1$ ), we sort  $N_t$  and  $E_t$  on  $nId$  and  $tId$ , preparing them for later merge join operations. The algorithm's idea is to construct the signature of each node in order to distinguish it from other nodes according to the  $k$ -bisimilar relation. If we can properly fill in the  $pId_{old,tId}$  column of  $E_t$ , and join it with  $N_t$  on  $nId = sId$ , the information combined from columns  $\{pId_{0,nId}, eLabel, pId_{old,tId}\}$  is enough for constructing the

signature. The column  $eLabel$  is already filled in before algorithm starts. The column  $pId_{0,nId}$  is filled in during iteration 0 (line 2 to 4). The column  $pId_{old,tId}$  is filled in during each iteration  $j > 0$  (line 10). Then for each node  $uId \in N_t$ , we get its  $\text{sig}_k(uId)$ , insert it to  $S$  in an I/O efficient way, getting  $pId_k(uId)$  in return, and then placing this value in the  $pId_{new,nId}$  column of  $N_t$ .

At line 10 of Algorithm 1, to fill in the  $pId_{old,tId}$  column of  $E_t$ , we conduct a sort merge join of  $E_t$  and  $N_t$  (since both tables are sorted properly in iteration 1), replacing the content of  $pId_{old,tId}$  in  $E_t$  with  $pId_{old,nId}$  in  $N_t$ .

```
details of line 10 of Algorithm 1:
 $E_t \leftarrow \pi_\alpha(E_t \bowtie_\phi N_t)$  ▷ merge join of  $E_t$  and  $N_t$ 
 $\alpha : (E_t.sId, E_t.eLabel, E_t.tId, N_t.pId_{old,nId})$ 
 $\phi : E_t.tId = N_t.nId$ 
```

At line 15 of Algorithm 1, we sequentially construct the signature  $\text{sig}_k(uId)$  for each  $uId \in \pi_{nId}(N_t)$  according to Definition 3, and get the corresponding  $pId_k(uId)$  (using  $S.\text{insert}()$ ). All  $pId_k(uId)$  will be written back to the  $pId_{new,nId}$  column of  $N_t$  (where  $nId = uId$ ) right after, so that there is no random access to  $N_t$ . Note that although by definition  $\text{sig}_k$  is a set, we construct  $\text{sig}_k(uId)$  as a string, maintaining elements of the set in sorted order. It is both an easy way for storing a set and handy for implementing  $S$  later on (e.g., using a trie).

```
details of line 15 of Algorithm 1:
create string  $\text{sig}_k(uId) \leftarrow pId_0(uId)$  ▷ overall scan  $N_t$ 
if  $uId \in \pi_{sId}(F)$  then
  for each ( $uId, eLabel, pId_{old,tId}$ )  $\in F$  do
    ▷ sequentially scan  $F$ 
     $\text{sig}_k(uId) \leftarrow \text{sig}_k(uId) + (eLabel, pId_{old,tId})$ 
```

### 3.2 More discussions on Algorithm 1

*Example run.* If we assume the numbering scheme for  $S$  is a self-increased counter across iterations, Table 1 would be the intermediate results for running Algorithm 1 on the example graph in Figure 1 ( $k = 2$ ), and Table 2 gives the final output of the algorithm.

*Early stopping condition.* It is not always necessary to let the algorithm run  $k$  iterations. Indeed, it can be shown

Table 2: Output of Algorithm 1 on example graph in Figure 1 ( $k = 2$ )

(a) $N_t$					(b) $E_t$			
$nId$	$nLabel$	$pId_{0\_nId}$	$pId_{old\_nId}$	$pId_{new\_nId}$	$sId$	$cLabel$	$tId$	$pId_{old\_tId}$
1	$M$	1	3	7	3	$l$	1	3
2	$M$	1	3	8	1	$w$	2	3
3	$P$	2	4	9	2	$w$	2	3
4	$P$	2	5	10	5	$l$	2	3
5	$P$	2	4	9	4	$l$	3	4
6	$P$	2	6	11	1	$l$	4	5
					2	$l$	6	6

(referring to Section A.3 in Appendix) that after a bounded number of computation iterations, Algorithm 1 would achieve the full (i.e., classical non-localized) bisimulation partition. We could detect this by simply checking the partition size each iteration produces. If two consecutive iterations produce the same number of partition blocks, this means that the algorithm already achieves the full bisimulation partition, and therefore it is safe to terminate the algorithm.

**Numbering schemes of partition identifier and  $S$ .** In the algorithm, the correctness of the partition identifiers' assignment is guaranteed level by level, meaning that the partition block numbering scheme from iteration  $j$  has nothing to do with that of iteration  $j + 1$ , for example. This means that we could use one counter for the whole computation, or could use different counters for each computation iteration.

The same idea also applies for implementing  $S$ . As long as  $S$  returns distinct  $pIds$  for different signatures for each computation iteration, it is immaterial to the work performed by Algorithm 1 if  $S$  is a new one for each iteration or not. So, we could use one  $S$  for all iterations (when we have a global counter), to reuse some signature  $pId$  across iterations. Furthermore, in practice there could potentially be benefits from warm caching (get a better hit ratio) for this approach. Moreover, for the maintenance algorithms presented in Section 4, we would only need to store one  $S$  instead of  $k$  of them. Essentially if the same signature appears many times in different iterations, we only save it once in  $S$ . The drawback of this method is that the size of  $S$  will keep increasing as the algorithm runs. This issue becomes acute when the number of partitions becomes large and the signatures are long, as we observed in some datasets presented in Section 5.3.

**Data structures for  $S$ .** As the reader may have noticed, the signature storage facility  $S$  plays an important role in Algorithm 1. In principle, any data structure that permits an efficient set-equality check will be sufficient. Trie and dictionary are such data structures, for instance. During our experiments, we see that in many of the cases, partition sizes are small and the signatures are short, for which a main memory based data structure is enough. In other cases, signature length could reach several million and partition size into tens of millions, then we need some external memory based solution for  $S$ . We could, for example, sort all signatures from  $F$  in an I/O efficient way [2], then when scanning these signatures, partition identifiers are assigned. In this case, the overall cost of the  $S.insert()$  operation could still be bounded by  $O(sort(|E_t|))$ . Other disk based solutions, such as disk-based tries (e.g., String B-Tree [9] or [12]) or inverted files (e.g., [17]) could also be considered.

In our experiments we use BerkeleyDB (B-Tree or Hash index) to mimic a trie, which, as we show in the experimental results, has acceptable empirical behavior.

**Complexity and correctness.** We have the following characterization of Algorithm 1.

**THEOREM 2.** *Let  $k \geq 0$  and  $G = \langle N, E, \lambda_N, \lambda_E \rangle$  be a graph. Algorithm 1 computes the  $k$ -bisimulation partition of  $G$  with I/O complexity of  $O(k \cdot sort(|E_t|) + k \cdot scan(|N_t|) + sort(|N_t|))$ , and space complexity of  $O(|N_t| + |E_t|)$ .*

A proof can be found in Appendix A.1.

**Differences with previous work.** Though inspired by paper [15], there are some major differences between it and our work. The main differences are twofold. (1) Targeting different problems. Paper [15] computes the full bisimulation partition for directed acyclic graphs, while we compute the localized bisimulation result regardless of the cyclicity of the graph. (2) Using different techniques. Based on nodes' ranks and time-forward processing, paper [15] computes the result level by level, while our approach constructs signatures for all nodes at once for each iteration.

## 4 Maintenance on the localized bisimulation partition result

For maintenance algorithms we assume that we have constructed the  $k$ -bisimulation partition of graph  $G = \langle N, E, \lambda_N, \lambda_E \rangle$ , where, as before,  $G$ 's  $N_t$  and  $E_t$  are stored on disk, containing the historical information kept in  $N_t$  (Table 3);  $E_t$  is the same as in Algorithm 1, but has two copies with sort orders  $(sId, tId)$  and  $(tId, sId)$  to boost performance. We use  $E_{tst}$  and  $E_{tts}$  to refer to each of these copies.

Table 3:  $N_t$  for maintenance algorithms

$nId$	$nLabel$	$pId_{0\_nId}$	$pId_{1\_nId}$	$\dots$	$pId_{k\_nId}$

We further assume that we save the signature storage facility  $S$  on disk, which we use and update throughout the maintenance process.

The maintenance problem includes the following subproblems.

**Change  $k$ .** If  $k$  increases, we carry out another iteration of computation. If  $k$  decreases, we could return the result directly since we keep the history information in  $N_t$ .

---

**Algorithm 2** Add a new node to existing  $k$ -bisimulation partition

---

- 1: **procedure** ADD\_NODE( $N_t, S, (uId, uLabel), k$ )
    - ▷  $uId$  is the new node ID,  $uLabel$  is its node label
  - 2: search for row  $(vId, vLabel, \dots) \in N_t$  where
    - $uLabel = vLabel$  ▷  $O(search(|N_t|))$
  - 3: **if** could find row  $(vId, vLabel, \dots)$  **then**
  - 4: use  $pId_{0\_nId}$  of  $vId$  for  $pId_0(uId)$
  - 5: **else**
  - 6: request a new  $pId$ , use it for  $pId_0(uId)$
  - 7: get value of  $S.insert(pId_0(uId))$ , use it for
    - $pId_1, \dots, pId_k$  of  $uId$  ▷ some constant I/O
  - 8: insert  $(uId, uLabel, pId_0(uId), \dots, pId_k(uId))$  to  $N_t$
  - 9: **return** ( $N_t, S$ )
- 

**Add a new node ( $uId, uLabel$ )** (ADD\_NODE()). When adding a new node  $(uId, uLabel)$  ( $uId$  is the new node's ID,  $uLabel$  is its node label, resp.), we assume the node is

---

**Algorithm 3** Add a set of new nodes to existing  $k$ -bisimulation partition

---

```
1: procedure ADD_NODES( $N_t, S, newNodes, k$ ) ▷  $newNodes$  is a table of new nodes
2:    $N_t \leftarrow \text{sort}(N_t)$  by  $nLabel$  ▷  $O(\text{sort}(|N_t|))$ 
3:    $newNodes \leftarrow \text{sort}(newNodes)$  by  $nLabel$  ▷  $O(\text{sort}(|N_t|))$ 
4:    $newNodes \leftarrow \pi_\alpha(newNodes \bowtie_\phi(N_t))$ , remove duplicates ▷  $O(\text{scan}(|N_t|))$ 
    $\alpha : (newNodes.nId, newNodes.nLabel, N_t.pId_{0..nId}, \dots)$ 
    $\phi : newNodes.nLabel = N_t.nLabel$ 
5:   request a new  $pId$  for each new  $nLabel$  in  $newNodes$ , fill in all the NULL fields in  $newNodes.pId_{0..nId}$ 
6:   for each  $uId \in \pi_{nId}(newNodes)$  do ▷ overall  $O(\text{scan}(|N_t|))$  + cost of  $S$ 
7:     get value of  $S.insert(pId_0(uId))$ , use it for  $pId_{1..nId}, \dots, pId_{k..nId}$  of  $uId$ 
8:   append  $newNodes$  to  $N_t$ 
9:   return ( $N_t, S$ )
```

---

**Algorithm 4** Add a new edge

---

```
1: procedure ADD_EDGE( $N_t, E_{tst}, E_{tts}, S, (s, l, t), k$ ) ▷  $(s, l, t)$  is the new edge to existing  $k$ -bisimulation partition
2:   if  $k = 0$  then
3:     insert  $(s, l, t)$  to  $E_{tst}$  ▷  $O(\text{search}(|E_t|))$ 
4:   else ▷  $k > 0$ 
5:      $N_t \leftarrow \text{sort}(N_t)$  by  $nId$  ▷  $O(\text{sort}(|N_t|))$ 
6:     create empty priority queue  $pQueue$  ▷ overall  $O(\text{sort}(|N_t|))$ 
7:     for  $j \in \{1, \dots, k\}$  do
8:       enqueue  $(j, s)$  to  $pQueue$ 
9:     insert  $(s, l, t, pId_0(t))$  to  $E_{tst}$  and  $E_{tts}$  ▷  $O(\text{search}(|E_t|))$ 
10:    while  $pQueue$  is not empty do
11:      dequeue all pairs  $(j, uId)$  from  $pQueue$  with the same (i.e., smallest)  $j$  value, save all distinct  $uId$  to  $M$ 
12:       $F \leftarrow \sigma_{sId \in M}(E_{tst})$  ▷ merge join,  $O(\text{scan}(|N_t|) + \text{scan}(|E_t|))$ 
13:      fill in the  $pId_{old..tId}$  column of  $F$  ▷  $O(\text{scan}(|N_t|) + O(\text{sort}(|E_t|)) + O(\text{scan}(|E_t|)))$ 
14:       $H \leftarrow \pi_\alpha(F)$ , where  $\alpha = (sId, eLabel, pId_{old..tId})$ 
15:       $H \leftarrow \text{sort } H$  on  $sId, eLabel, pId_{old..tId}$ , and remove duplicates ▷  $O(\text{sort}(|E_t|))$ 
16:      for all  $uId \in M$  do ▷ scan  $M, N_t$  and  $H$ , overall  $O(\text{scan}(|N_t|)) + O(\text{scan}(|E_t|))$  + cost of  $S$ 
17:        construct  $sig_j(uId)$  from  $H$ 
18:         $pId_j(uId) \leftarrow S.insert(sig_j(uId))$ 
19:        if  $pId_j(uId)$  is not the same as the corresponding value in  $N_t.pId_{j..nId}$  then
20:          propagate changes to  $N_t$  and  $pQueue$  ▷  $O(\text{scan}(|N_t|)) + O(\text{scan}(|E_t|))$ 
21:    return ( $N_t, E_{tst}, E_{tts}, S$ )
```

---

isolated. In this case, we will not modify  $E_t$ , but will insert one row  $(uId, uLabel, pId_0(uId), \dots, pId_k(uId))$  to  $N_t$ . For  $pId_0(uId)$ , we search for some row  $(vId, vLabel, pId_0(vId), \dots, pId_k(vId)) \in N_t$  such that  $vLabel = uLabel$ , then we assign  $pId_0(vId)$  to  $pId_0(uId)$ . If we cannot find such  $vId$ , we request a new  $pId$  and use it for  $pId_0(uId)$ . For  $k > 0$ , since  $sig_j(uId)$  ( $j \in \{1, \dots, k\}$ ) is always  $(pId_0(uId), \emptyset)$ , we use the value of  $S.insert(pId_0(uId))$  for  $pId_j(u)$ . Since the cost of inserting one such signature to  $S$  requires a constant number of I/Os, the algorithm's cost is bounded by  $O(\text{search}(|N_t|))$ . Pseudo code is in Algorithm 2.

*Add a set of new nodes* (ADD\_NODES()). If we want to add many nodes at once, we could again make use of sort and scan instead of random access (e.g. search) on tables. Here we assume we have the new nodes stored in the  $newNodes$  table, which has the same schema as  $N_t$ , and that  $|newNodes| = O(|N_t|)$ . For adding a set of new nodes, the idea is the same as adding one. But we will first sort  $N_t$  and  $newNodes$  by  $nLabel$ , then perform a merge join on the  $nLabel$  column to fill in the  $pId_{0..nId}$  column of  $newNodes$  for all the existing  $nLabel$ . For the missing ones, we request a new  $pId$  for each of the new  $nLabel$ . Then we get the  $pId_1, \dots, pId_k$  of the  $newNodes$  by inserting its  $pId_0$  to  $S$ . At the end we append the whole  $newNodes$  to  $N_t$ . The I/O complexity of ADD\_NODES() is bounded by  $O(\text{sort}(|N_t|))$ .

Pseudo code is in Algorithm 3.

*Add a new edge* ( $(s, l, t)$ ) (ADD\_EDGE()). When adding one edge to the graph (here  $s, l, t$  are source node ID, edge label, and target node ID, resp.), we assume that we add the edge between two existing nodes. If this is not the case, we call procedure ADD\_NODE() or ADD\_NODES() first.

The potential changes caused by the edge insertion are to  $sig_j(s)$  ( $1 \leq j \leq k$ ), as well as those signatures of all ancestors of  $s$  within  $k$  steps. So the main work is to detect whether there is some change in  $sig_j(s)$  and propagate those change(s) to its parent nodes' signatures in later iterations. We use a priority queue  $pQueue$  to record and process such changes in a systematic, level-wise manner. For some node ID  $uId$  and iteration  $j$ ,  $pQueue$  stores the pair  $(j, uId)$  as priority reference. Then whenever we dequeue one element from  $pQueue$ , we get the smallest node ID from the lowest iteration (lowest priority reference). Therefore  $pQueue$  indicates those nodes whose signatures could change in each iteration level (from 1 up to  $k$ ).

At the beginning of the algorithm, we enqueue  $(j, s)$  to  $pQueue$  ( $0 < j \leq k$ ). Then, while  $pQueue$  is not empty, we dequeue the list of  $(j, uId)$  pairs with the same  $j$  out of the queue, construct the new signature of each such  $uId$ , insert it to  $S$ , and compare the returning  $pId_j(uId)$  with the old  $pId_{j..nId}$  value of  $uId$ . If the  $pId$  remains the same as the old

one, we continue; if it changes, we record  $pId_j(uId)$  in  $N_t$ , and enqueue all  $(j+1, vId)$  pairs to  $pQueue$  where  $vId \in \pi_{sId}(\sigma_{tId=uId}(E_t))$ . Pseudo code is given in Algorithm 4, and a detailed discussion is in Section 4.1.

**Add a set of new edges** (ADD\_EDGES()). For adding a set of edges, we also assume that the edges are added between existing nodes. If this is not the case, we first call procedure ADD\_NODES(). Then we change line 8 of Algorithm 4 to “enqueue a set of  $(j, s)$  pairs to  $pQueue$ ”. This means for every iteration, we have the possibility to modify a set of nodes’ signatures instead of one. For further computation, however, the procedure is exactly the same. Therefore the I/O complexity remains the same as that of Algorithm 4.

**Deletions.** Deletions follow a similar idea to insertions. When removing an edge  $(s, l, t)$ , it is the same idea as adding one edge. We also (potentially) modify the signature of  $s$ , propagating changes to its ancestors via  $pQueue$ , then the reasoning is the same. When removing a node, we first remove each incoming edge and each outgoing edge for that node. Then we remove the node from the node table.

## 4.1 Details of Algorithm 4 (ADD\_EDGE())

### 4.1.1 Input and output

The input variables of Algorithm 4 are node table  $N_t$ , edge tables  $E_{tst}$  and  $E_{tts}$ , the signature storage facility  $S$ , the new edge  $(s, l, t)$  and  $k$ . The output variables of Algorithm 4 are  $N_t$ ,  $E_{tst}$ ,  $E_{tts}$  and  $S$ .  $N_t$ ’s schema is given in Table 3, while  $E_{tst}$  and  $E_{tts}$ ’s schema is the same as in Algorithm 1.

### 4.1.2 $k = 0$ , line 2 to 3 of Algorithm 4

For  $k = 0$ , since all nodes’ information is properly filled (including the  $pId_{0,nId}$  column) in  $N_t$  we only need to add a new row  $(s, l, t)$  to  $E_{tst}$ .

### 4.1.3 $k > 0$ , line 4 to 20 of Algorithm 4

For  $k > 0$ , for each iteration, which is indicated by  $j$  in the algorithm, we need to (1) find out the potential nodes whose signatures could have changed; (2) check whether these signatures have been changed or not; and, (3) propagate any such changes to the parents of these nodes. To record the potential nodes and to perform the propagation, we use a priority queue  $pQueue$ .  $pQueue$  takes  $(j, nId)$  as the element and priority reference, where  $j$  is the iteration level and  $nId$  is the node identifier. To check signature changes, we reuse the signature storage facility  $S$ .

When adding a new edge  $(s, l, t)$  to the graph, all  $sig_j(s)$  ( $j > 0$ ) have the potential to change, and hence we add all pairs  $(j, s)$ , for  $j \in \{1, \dots, k\}$ , to  $pQueue$ , indicating that we need to check the signature of  $s$  in every iteration (line 7 to 8). For each iteration  $j > 0$ , we dequeue from  $pQueue$  all node IDs in the smallest iteration  $j$ , remove duplicates, and save them to a temporary table  $M$ , so that  $M$  contains in sorted order all node IDs whose signatures would change in iteration  $j$ . Then we create an extra table  $F$ , preparing for signature constructions. This is achieved by performing a merge join of  $E_{tst}$  and  $M$  (where  $E_{tst}.sId \in M$ ). Then we fill in  $F.pId_{old,tId}$  column, as in Algorithm 1.

details of line 13 of Algorithm 4:  
 $F \leftarrow \text{sort}(F)$  by  $tId$   $\triangleright O(\text{sort}(|E_t|))$   
 $F \leftarrow \pi_\alpha(F \bowtie_\phi N_t)$   $\triangleright O(\text{scan}(|E_t| + |N_t|))$   
 $\alpha : (F.sId, F.eLabel, F.tId, N_t.pId_{(j-1),nId})$   
 $\phi : F.tId = N_t.nId$

After projection on the  $(sId, eLabel, pId_{old,tId})$  of  $F$  and removing duplicates, we get  $H$ , and are ready to construct the signatures. For each  $uId \in M$ , we construct  $sig_j(uId)$  according to the signature definition. The idea of constructing the nodes’ signatures is the same as line 15 of Algorithm 1, only in this case we are not considering every node but only those appearing in  $pQueue$  (and later in  $M$ ).

We then call  $S.insert(sig_j(uId))$  for all such  $uId$ . If  $S$  returns the same  $pId_j(uId)$  as recorded in  $N_t.pId_{j,nId}$ , nothing will happen; otherwise we change the  $N_t.pId_{j,nId}$  entry of  $uId$  accordingly, and propagate the changes to  $pQueue$ . If  $j < k$ , we add all parents of  $uId$  to  $pQueue$  to indicate that we will check these nodes’ signatures in the  $j+1$  iteration. This is achieved with the help of  $E_{tts}$ .

details of line 20 of Algorithm 4:  
 record the new  $pId_j(uId)$  in the corresponding row in  $N_t$ ;  
 $\triangleright$  overall  $O(\text{scan}(|N_t|))$   
 if  $j < k$  then  
 $H \leftarrow \sigma_{tId=uId}(E_{tts});$   $\triangleright O(\text{search}(|E_t|))$   
 for all  $(sId, eLabel, tId, pId_{old,tId}) \in H$  do  
 $\triangleright$  overall  $O(\text{scan}(|E_t|))$   
 enqueue  $(j+1, sId)$  to  $pQueue$ ;

**Complexity and correctness.** We have the following characterization of Algorithm 4.

**THEOREM 3.** *Let  $G = \langle N, E, \lambda_N, \lambda_E \rangle$  be a graph and  $k \geq 0$ . After adding a new edge to  $G$ , Algorithm 4 correctly updates the  $k$ -bisimulation partition of  $G$  with I/O complexity of  $O(k \cdot \text{sort}(|E_t|) + k \cdot \text{sort}(|N_t|))$ , and space complexity of  $O(k \cdot |N_t| + k \cdot |E_t|)$ .*

A proof can be found in Appendix A.1.

## 4.2 More discussions on Algorithm 4

**Example run.** We present different behaviors of Algorithm 4 using two examples. Here we will extend the graph from Figure 1 as in Figure 2. The dashed lines in this figure indicate the two edges which we will add in our examples.

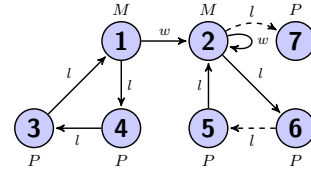


Figure 2: Updates on the example graph

First suppose we add edge  $(2, l, 7)$  to the original graph of Figure 1, where node 7 is a new node with label  $P$ . Table 4 shows the resulting partition after this insertion. The new/changed part of the table is indicated in gray. When the algorithm starts,  $(2,1)$  and  $(2,2)$  are added to  $pQueue$ . Then after checking each of these, the algorithm finds no change in node 2’s signature, therefore no change propagates, and the algorithm stops. We see that comparing with Table 1, the only thing that changes is to add one more row (node 7) to the table. Since node 7 does not have outgoing edges, adding one edge that points into node 7 will not change any existing nodes’s signature. Node 7 belongs to the group of node 6, and no other node changes group membership.

In the second case, suppose we add edge  $(6, l, 5)$  to the original graph of Figure 1. The algorithm first add  $(6,1)$  and  $(6,2)$  to  $pQueue$ . Then in iteration 1, the algorithm detects

that the signature of node 6 does change, and therefore adds one new pair (2,2) to  $pQueue$ . In iteration 2, both node 2 and node 6’s signatures are checked, and they are both changed. We see that in Table 5  $pId_2(1)$  and  $pId_2(2)$  become the same, while  $pId_2(6)$  changes from 11 to 10.

Table 4: 2-bisimulation for the example graph after edge insertion (2, l, 7)

$nId$	$pId_0(nId)$	$sig_1(nId)$	$pId_1(nId)$	$sig_2(nId)$	$pId_2(nId)$
1	1	$1, \{(w, 1), (l, 2)\}$	3	$1, \{(w, 3), (l, 5)\}$	7
2	1	$1, \{(w, 1), (l, 2)\}$	3	$1, \{(w, 3), (l, 6)\}$	8
3	2	$2, \{(l, 1)\}$	4	$2, \{(l, 3)\}$	9
4	2	$2, \{(l, 2)\}$	5	$2, \{(l, 4)\}$	10
5	2	$2, \{(l, 1)\}$	4	$2, \{(l, 3)\}$	9
6	2	$2, \{\}$	6	$2, \{\}$	11
7	2	$2, \{\}$	6	$2, \{\}$	11

Table 5: 2-bisimulation for the example graph after edge insertion (6, l, 5)

$nId$	$pId_0(nId)$	$sig_1(nId)$	$pId_1(nId)$	$sig_2(nId)$	$pId_2(nId)$
1	1	$1, \{(w, 1), (l, 2)\}$	3	$1, \{(w, 3), (l, 5)\}$	7
2	1	$1, \{(w, 1), (l, 2)\}$	3	$1, \{(w, 3), (l, 5)\}$	7
3	2	$2, \{(l, 1)\}$	4	$2, \{(l, 3)\}$	9
4	2	$2, \{(l, 2)\}$	5	$2, \{(l, 4)\}$	10
5	2	$2, \{(l, 1)\}$	4	$2, \{(l, 3)\}$	9
6	2	$2, \{(l, 2)\}$	5	$2, \{(l, 4)\}$	10

**When to switch back to Algorithm 1.** As we will see in our empirical study (Section 5.5), it is not always beneficial to use Algorithm 4, since it performs some extra work for each iteration. Some heuristics could be adopted by the algorithm to let it decide when to switch back to Algorithm 1. For example, if at a certain iteration, most of the nodes are putted into  $pQueue$ , it is more beneficial to switch back to Algorithm 1. This could be done by simply checking the size of  $pQueue$  at the beginning of each iteration.

## 5 Empirical Analysis

In this section we present the results of an in-depth experimental study of our algorithms. After introducing our set-up, we first discuss a validation of the correctness of our algorithms by several experiments. We then show the performance of the algorithms on both synthetic and real datasets. In these experiments, various aspects of the algorithms are investigated while other settings are fixed.

### 5.1 Experiment setting

The following experiments are run on a machine with 2.27 GHz Intel Xeon (L5520, 8192KB cache) processor, 12GB main memory, running Fedora 14 (64-bit) Linux. We use C++ to implement all the algorithms, using GCC 4.4.4 as the compiler. We use the open-source STXXL library [5] to construct the tables and perform the external memory sorting, and use Berkeley DB to implement  $S$ . One  $S$  is used for all computation iterations (as discussed in Section 3.2). In the experiments we do not exploit any parallelism and restrain ourselves with predefined buffer sizes. We record the running time as well as the I/O volume between the buffer and the disk system. Therefore, the performance (time) of the experiments are comparable to a commodity PC, and the I/O volume can be repeated on other systems. In the following experiments, we set both the STXXL buffer and Berkeley DB buffer to be 128MB, if not otherwise indicated. Please note that we run experiments for the Twitter dataset on a different machine (Intel Xeon E5520, 2.27 GHz, 8192KB cache, 70G main memory, same OS) for limited disk space reason, using a 512MB buffer setting.

**Datasets.** To prove the practicability of the algorithms, we experiment with various graph datasets. The datasets are collected from public repositories, ranging from synthetic data to real-world data, from several million of edges to more than 1.4 billion edges. In Table 6 we give a description of the datasets, as well as some simple statistics of them. All datasets are accessed on 15 May 2012. Note that due to space limitation, in the following we show the experiment results on a subset of the datasets when the result is representative enough.

Table 6: Description and statistics of the experiment datasets

Data Name	Description	Node Count	Edge Count	Label on
Jamendo	A repository of music metadata in RDF format <sup>1</sup>	486,320	1,049,647	Edge
LinkedMDB	A repository of movie metadata in RDF format <sup>2</sup>	2,330,695	6,147,996	Edge
DBLP	An RDF format DBLP dump <sup>3</sup>	23,000,670	50,203,406	Edge
WikiLinks	A page-to-page linking graph of Wikipedia <sup>4</sup>	5,710,993	130,160,392	None
DBPedia	An early RDF dump of DBPedia <sup>5</sup>	38,615,135	115,305,444	Edge
Twitter	A following relationship graph of Twitter <sup>6</sup>	41,652,230	1,468,365,182	None
SP2B	A RDF data generator for arbitrarily large DBLP-like data <sup>7</sup>	280,908,393	500,000,912	Edge
BSBM	A RDF data generator for e-commerce use case <sup>8</sup>	8,886,078	34,872,182	Edge

## 5.2 Validation of implementations

We validate the correctness of the implementation of our algorithms by comparing experiment results against other existing solutions. The first algorithm is the classic bisimulation algorithm from paper [24], which computes the full bisimulation of the graph. We implement this algorithm using python, run it on small datasets from the Stanford Large Network Dataset Collection<sup>9</sup> (p2p-Gnutella04, 05, 06, 08), and compare the output with Algorithm 1 while setting  $k$  to 100. The two algorithms produce the same result.

We also validate Algorithm 1 against paper [15]. Since we could handle any kind of directed graph, we should be able to handle acyclic graph. We use the random DAG generator provided along with [15] to generate several graphs and test them on both algorithms. They produce the same partition results as expected.

Furthermore, we validate the algorithm  $ADD\_EDGE()$  against the algorithm  $BUILD\_BISIM()$ . In this experiment, for the same dataset, we first compute the  $k$ -bisimulation partitions using  $BUILD\_BISIM()$ ; then split the dataset into two parts, using the first part as the building block, and the second part as the edges to be updated, applying  $ADD\_EDGE()$  many times on the second part. Both algorithms produce the same results.

<sup>1</sup><http://dbtune.org/jamendo/>

<sup>2</sup><http://www.linkedmdb.org/>

<sup>3</sup><http://thedatahub.org/dataset/13s-dblp>

<sup>4</sup><http://haselgrove.id.au/wikipedia.htm>

<sup>5</sup><http://www.cs.vu.nl/~pmika/swc/btc.html>

<sup>6</sup><http://an.kaist.ac.kr/traces/WWW2010.html>

<sup>7</sup><http://dbis.informatik.uni-freiburg.de/index.php?project=SP2B>

<sup>8</sup><http://www4.wiwiw.fu-berlin.de/bizer/BerlinSPARQLBenchmark/>

<sup>9</sup><http://snap.stanford.edu/data/index.html>

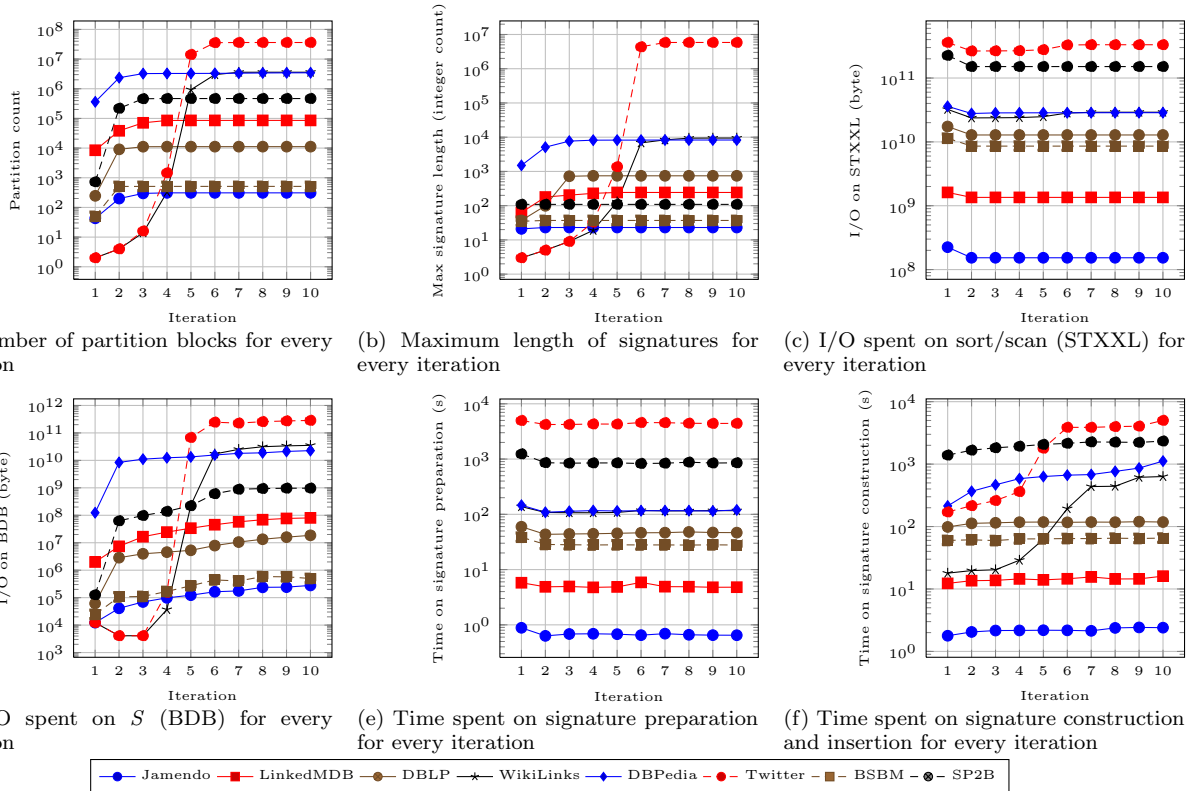


Figure 3: Experiment results for Algorithm 1 for real and synthetic datasets ( $k = 10$ )

### 5.3 Experiments on the localized bisimulation construction algorithm (`BUILD_BISIM()`)

In Figure 3 we show the experiment results for Algorithm 1 on all datasets. We compute the 10-bisimulation (i.e.,  $k = 10$ ) of these datasets, and measure many aspects of the running behavior for each iteration. Concerning time measurement, we run every experiment 5 times and take the average number.  $S$  uses BerkeleyDB’s B-Tree index in this experiment. Readers can find detailed numbers from these experiments in Table 7, found in the Appendix.

In Figure 3a, we show the number of partition blocks every iteration produces for all datasets. We see that the numbers vary from one dataset to another, where the difference is sometimes more than 10 times, and interestingly, does not directly relate to the size of the dataset. In certain cases (e.g., Twitter) partition size is quite large. Moreover, many of the datasets (e.g., Jamendo, LinkedMDB, DBLP, etc.) reach full bisimulation after 5 iterations. In fact, all datasets (including Twitter) get sufficient partition result after 5 iterations of computation. Here we can reasonably argue that even for Twitter dataset, the partition results after 5 iterations are too refined (i.e., (partition count)/(node count)  $> 0.8$ ).

Figure 3b shows the maximum length of signatures for each iteration. We observe that the signature length is usually quite short, especially comparing with the size of the graph. But there are still cases (e.g., Twitter) that the signature becomes very long (more than 1 million integers), which stresses the need for an I/O efficient solution for  $S$ . Note that the synthetic datasets, such as BSBM and SP2B, reach their full bisimulation partition after 3 iterations of computations, and have rather short signatures, indicating

that they are highly structured.

Figures 3c and 3d show the I/O volume spent on sorting/scanning (STXXL) and on interacting with  $S$  (BerkeleyDB). We see for most of the datasets, there is no dramatic change cross different iterations. But for Wikilinks and Twitter, the two datasets which have very few partition blocks at the beginning and many at the end, there is a big difference on  $S$  for different iterations. In this case I/O on  $S$  becomes a comparable factor with sort and scan (I/O on STXXL).

Figure 3e shows the time spent on preparing the signature (line 5 to 13 in Algorithm 1) for each iteration, which is quite stable for all datasets. Figure 3f shows the time on constructing the signature and insert into  $S$  (line 14 to 17 in Algorithm 1). In this case datasets with higher degrees tend to cost more time in later iterations, which correlate with their longer signatures and larger number of partition blocks. For all datasets, however, the operations on constructing and looking for signature are the dominant factor for each iteration. This brings us to think about further optimization tasks on construction of signature and implementation of  $S$ .

We can conclude that the algorithm is practical to use. It can process a graph with 100 million edges (e.g., WikiLinks and DBPedia) in under 700 seconds for one iteration, and performance scales (almost) linearly with the number of nodes and edges.

#### 5.3.1 Different implementations of $S$

As we mentioned in Section 3.2,  $S$  could be implemented in several ways. In Figure 4 we compare the overall I/O performance of `BUILD_BISIM()` using B-Tree and Hash indexes for  $S$  on several datasets. We see that the B-Tree implementation slightly outperforms Hash Index for all

datasets. This is most likely due to small caching effects and locality of references during construction of the signatures.

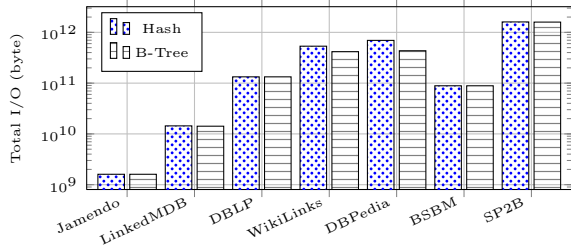


Figure 4: I/O comparison for B-Tree and Hash index of  $S$  ( $k = 10$ )

### 5.3.2 The effect of different buffer sizes

We allocate two buffers, one for scan and sort (STXXL buffer in our case), one for  $S$  (BerkeleyDB buffer in our case), in order to analyze the impact of buffer size to our algorithms. We take the DBPedia dataset for example, since it is large enough to show the buffer effects. For the sort/scan setting, we set the buffer size ranging from 16MB to 512MB, while keeping the  $S$  buffer to 128MB, recording the I/O between the buffer and the disk system. From Figure 5a we see that bigger buffer does improve the performance. But since we only gain in the external memory sorting part, a certain amount of I/Os is inevitable for each iteration. Note that the reason why iteration 1 has higher I/O cost is that in iteration 1 extra sorts on  $N_t$  and  $E_t$  are performed.

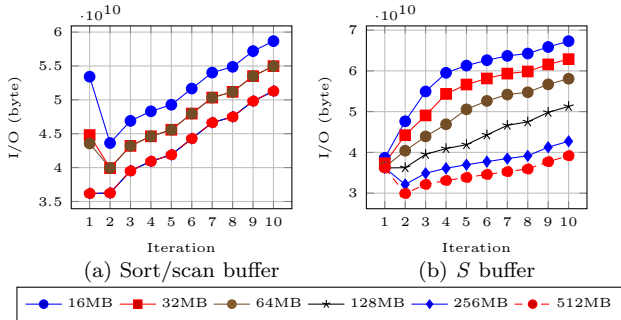


Figure 5: I/O for different buffer size setting for sort/scan and  $S$  ( $k = 10$ )

For the setting on  $S$ , we set the buffer size ranging from 16MB to 512MB, while keeping the sort/scan buffer to be 128MB, recording the I/O of the buffer to the disk system. From Figure 5b we also see that more buffer brings less I/O, as expected. However, in this case the buffer size change has a bigger impact on the I/O performance. This indicates that if we have a certain amount of memory space, it is more beneficial to allocate more memory to the  $S$  buffer than to the sort/scan buffer. Note that  $S$  buffer also shows quite high hit ratio during execution (more than 0.98 for DBPedia in all settings).

### 5.3.3 Scalability

In order to measure how well the algorithm scales, we generate different size of SP2B datasets (edge count 1M, 5M, 10M, 50M, 100M, 500M), and measure the I/O and elapsed time for each dataset. In Figure 6 we see that the time spent on each edge is on the order of  $10^{-5}$  seconds,

and the I/O spent on each edge is under 4000 bytes (which is one typical disk page size). The algorithm’s performance scales (almost) linearly with the data size.

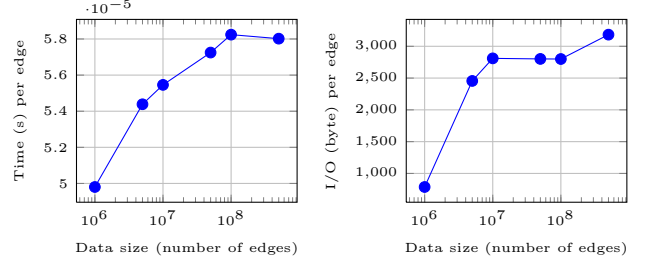


Figure 6: Time and I/O spent on each edge on average ( $k = 10$ )

## 5.4 Experiments on single edge update algorithm (ADD\_EDGE())

Edge updates are common operations for graph data. For our datasets, adding one edge means to add a link between two wiki pages (WikiLinks), to add more information to one publication or author (DBLP), to follow one more person (Twitter) and so on. Sometimes we would like to also add several edges together at once. So in this subsection we test the performance of Algorithm 4 (ADD\_EDGE()), and in the next subsection the batch update version (ADD\_EDGES()).

To create the dataset for testing, we randomly take one edge from the edge set, perform BUILD\_BISIM() on the rest of the dataset, and apply ADD\_EDGE() on this edge. We believe the edge selection is more natural this way, since it take into account the distribution of edges among nodes. We repeat the experiment 10 times and take the average of the measured numbers. In Figure 7a we show how many nodes are checked for adding one edge to the graph in each iteration. In Figure 7b we show how many nodes actually change their partition IDs in each iteration. From the figures we see that the behavior varies for different datasets; graphs that have larger degrees tend to propagate more changes to later iterations, which complies with our intuition.

Since there is a chance that many nodes are changed but they may all belong to a certain set of partitions, we also show how many partitions change their members in each iteration (Figure 7c). We see that the behavior of Figure 7c is closely related to that of Figure 7b.

### 5.4.1 Comparison of BUILD\_BISIM() and ADD\_EDGE()

After edge insertion, if there is no update algorithm available, the only choice to get the  $k$ -bisimulation partition is to execute the BUILD\_BISIM() from scratch on the new dataset. So this would be the baseline for the ADD\_EDGE() algorithm to compare. In the following we compare the overall I/O and time (Figure 8) of the two algorithms. We see that indeed the ADD\_EDGE() algorithm always achieves a better performance than using BUILD\_BISIM() to recompute the  $k$ -bisimulation partition result from scratch, with up to an order of magnitude improvement.

### 5.4.2 Comparison of BUILD\_BISIM() and ADD\_EDGE() in extreme cases

From the above experiments, we see that the performance of the algorithms are highly related to the datasets they process. For some datasets, the update algorithm is very much favorable while in other cases not so much. In the

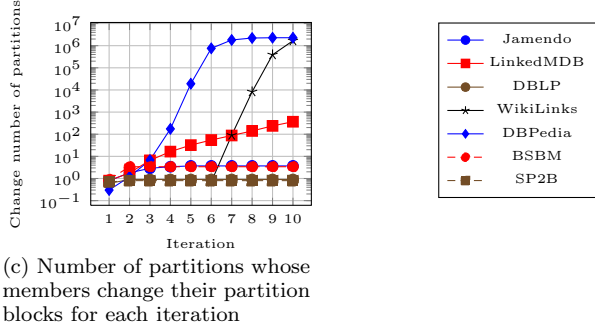
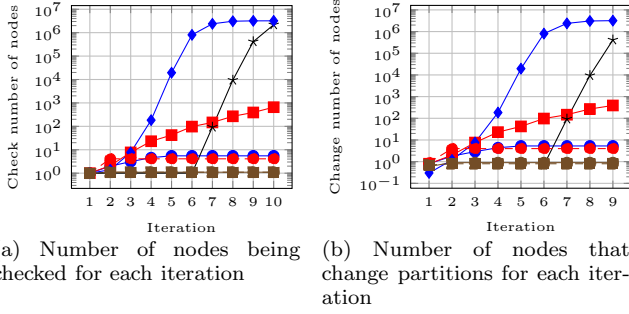


Figure 7: Experiment on `ADD_EDGE()` when  $k = 10$

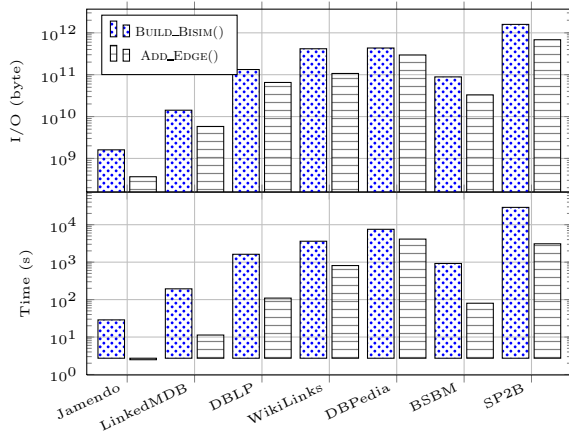


Figure 8: I/O and time comparison for `BUILD_BISIM()` and `ADD_EDGE()` after inserting one edge to the dataset ( $k = 10$ )

following, we would like to gain a better understanding of this phenomena.

We achieve this with two synthetic datasets, triggering both the extreme cases where the construction algorithm benefits the most and the update algorithm benefits the most. Dataset one (named Dbest) shows a best-case scenario that the update algorithm can achieve relative to the construction algorithm. In this case we create a full  $k$ -ary tree, with edges pointing from parents to their children. When adding one edge to the tree, we add one edge to the leaf node, so that no node’s signature would change after the insertion. In this case the update algorithm does the least amount of work, without propagating any change to further iterations during execution. Figure 9a shows an example of Dbest, which is a binary tree with height 3. The dashed edge is the newly added edge.

Dataset two (named as Dworst) exhibits a worst-case scenario for the update algorithm, relative to the construction algorithm. In this case we create a complete graph, with

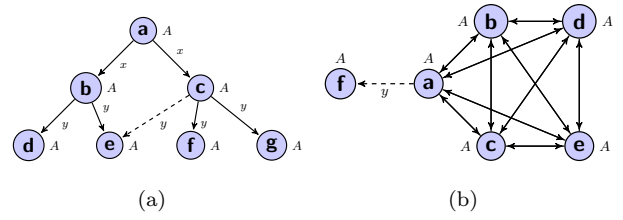


Figure 9: Examples for Dbest (9a) and Dworst (9b) datasets

edges all labeled with  $x$ . Then when adding one more edge (labeled  $y$ ) to one of the nodes, every other node in each iteration is affected and therefore all the nodes’ signatures are changed. The update algorithm has to check all nodes in every iteration. Figure 9b shows an example of Dworst, a complete graph with 5 nodes. The dashed edge is the newly added edge.

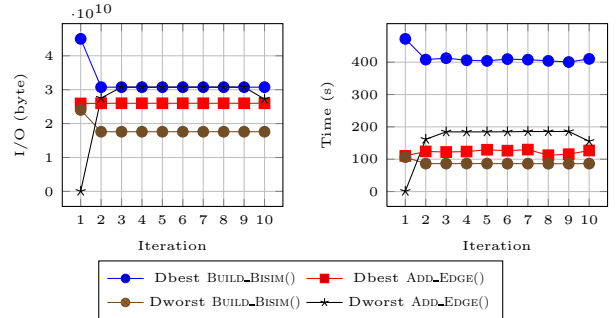


Figure 10: Time and I/O comparison for Dbest and Dworst by applying `BUILD_BISIM()` and `ADD_EDGE()` algorithms on both ( $k = 10$ )

We generate Dbest and Dworst on the scale of 100 million edges, and measure the elapsed time and I/O costs (Figure 10) for both the construction (`BUILD_BISIM()`) and edge update (`ADD_EDGE()`) algorithms in each iteration. We see that indeed for Dbest, the update algorithm shows a 4 times speed-up in time compared with the construction algorithm. For Dworst, the update algorithm is 2 times slower in time than the construction algorithm.

## 5.5 Experiments on multiple edges update algorithm (`ADD_EDGES()`)

For the `ADD_EDGES()` algorithm, we randomly select a set of edges from the dataset (edge count 10,100,...,1M), and apply the algorithm upon it, comparing it with the `ADD_EDGE()` algorithm. In Figure 11, we show the overall I/O and time for each of these cases (taking the average). The data points where  $x = 10^0$  are the ones for the `ADD_EDGE()` algorithm. We also use horizontal lines of the same shapes to show the performance of the `BUILD_BISIM()` algorithm, to indicate at which point it is more beneficial to switch from one to another. From the figures we see that for smaller datasets, it is beneficial to do batch update (`ADD_EDGES()`) in most of the cases. For larger datasets, however, changes propagate rapidly in the first few iterations, therefore the construction algorithm (`BUILD_BISIM()`) becomes a better choice when there are more than ten edges to be updated.

## 6 Conclusion and future work

In this paper we have presented, to our knowledge, the first I/O efficient general-purpose algorithms for constructing

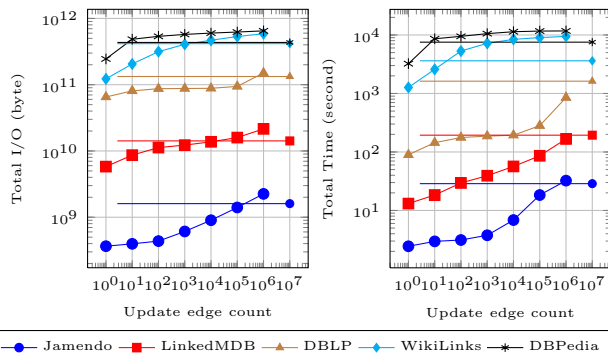


Figure 11: Time and I/O comparison for updating different number of edges, using `ADD_EDGE()` for one edge and `ADD_EDGES()` for more edges ( $k = 10$ )

and maintaining localized bisimulation partitions on massive disk-resident graphs. A theoretical analysis showed, and an extensive empirical study confirmed, that our algorithms are not only efficient and practical to use, but also scale well with the size of the data.

We close by listing a few promising research directions for further study. First, we could more deeply investigate the properties and performance of our solutions on different datasets. Second, it would be very interesting to explore adaptations and extensions of our algorithms for new hardware platforms (e.g., multicore, SSD). Third, as we mentioned at various points, many alternative data structures and join algorithms can be investigated for optimizing various aspects of the proposed algorithms. Fourth, many aspects of our algorithms naturally lend themselves to parallel or distributed solutions; this is certainly an interesting direction for further study. Last but not least, the novel ideas developed in this paper provide a basis for investigating related problems such as computing and maintaining simulation partition in external memory (e.g., [11]).

**Acknowledgments.** The research of YW is supported by Research Foundation Flanders (FWO) during her sabbatical visit to Hasselt University, Belgium. The research of YL, GF, JH and PD is supported by the Netherlands Organisation for Scientific Research (NWO).

## 7 References

- [1] A. Aggarwal and J. S. Vitter. The input/output complexity of sorting and related problems. *Commun. ACM*, 31(9):1116–1127, Sept. 1988.
- [2] L. Arge, P. Ferragina, R. Grossi, and J. S. Vitter. On sorting strings in external memory. In *STOC*, pages 540–548, El Paso, TX, USA, 1997.
- [3] S. Blom and S. Orzan. Distributed state space minimization. *Int. J. STTT*, 7(3):280–291, 2005.
- [4] P. Buneman, M. Grohe, and C. Koch. Path queries on compressed XML. In *VLDB*, pages 141–152, Berlin, Germany, 2003.
- [5] R. Dementiev, L. Kettner, and P. Sanders. STXXL: standard template library for XXL data sets. *Softw. Pract. Exper.*, 38(6):589–637, May 2008.
- [6] A. Dovier, C. Piazza, and A. Policriti. An efficient algorithm for computing bisimulation equivalence. *Theor. Comp. Sci.*, 311(1-3):221–256, 2004.
- [7] W. Fan. Graph pattern matching revised for social network analysis. In *ICDT*, pages 8–21, Berlin, Germany, 2012.
- [8] W. Fan, J. Li, X. Wang, and Y. Wu. Query preserving graph compression. In *SIGMOD*, pages 157–168, Scottsdale, AZ, USA, 2012.
- [9] P. Ferragina and R. Grossi. The string b-tree: A new data structure for string search in external memory and its applications. *J. ACM*, 46(2):236–280, 1999.
- [10] G. H. L. Fletcher, D. Van Gucht, Y. Wu, M. Gyssens, S. Brenes, and J. Paredaens. A methodology for coupling fragments of XPath with structural indexes for XML documents. *Inf. Syst.*, 34(7):657–670, 2009.
- [11] R. Gentilini, C. Piazza, and A. Policriti. From bisimulation to simulation: Coarsest partition problems. *J. Automated Reasoning*, 31:73–103, 2003.
- [12] R. Grossi and G. Ottaviano. Fast compressed tries through path decompositions. In *ALLENEX*, pages 65–74, Kyoto, Japan, 2012.
- [13] H. He and J. Yang. Multiresolution indexing of XML for frequent queries. In *ICDE*, pages 683–694, Boston, MA, USA, 2004.
- [14] T. Heath and C. Bizer. *Linked Data: Evolving the Web into a Global Data Space*. Synthesis Lectures on the Semantic Web. Morgan & Claypool Publishers, 2011.
- [15] J. Hellings, G. H. L. Fletcher, and H. Haverkort. Efficient external-memory bisimulation on DAGs. In *SIGMOD*, pages 553–564, Scottsdale, AZ, USA, 2012.
- [16] R. Kaushik, P. Shenoy, P. Bohannon, and E. Gudes. Exploiting local similarity for indexing paths in graph-structured data. In *ICDE*, pages 129–140, San Jose, CA, USA, 2002.
- [17] N. Mamoulis. Efficient processing of joins on set-valued attributes. In *SIGMOD*, pages 157–168, San Diego, CA, USA, 2003.
- [18] T. Milo and D. Suciu. Index structures for path expressions. In *ICDT*, pages 277–295, Jerusalem, Israel, 1999.
- [19] R. Paige and R. Tarjan. Three partition refinement algorithms. *SIAM J. Comput.*, 16:973, 1987.
- [20] F. Picalausa, Y. Luo, G. H. L. Fletcher, J. Hidders, and S. Vansummeren. A structural approach to indexing triples. In *ESWC*, pages 406–421, Heraklion, Greece, 2012.
- [21] C. Qun, A. Lim, and K. W. Ong. D(k)-index: An adaptive structural summary for graph-structured data. In *SIGMOD*, pages 134–144, San Diego, CA, USA, 2003.
- [22] S. Rajasekaran and I. Lee. Parallel algorithms for relational coarsest partition problems. *IEEE Trans. Parallel and Distributed Syst.*, 9(7):687–699, 1998.
- [23] D. Sangiorgi and J. Rutten. *Advanced Topics in Bisimulation and Coinduction*. Cambridge University Press, New York, NY, USA, 1st edition, 2011.
- [24] S. A. Smolka, O. Sokolsky, and S. Zhang. On the parallel complexity of bisimulation and model checking. *Modal Logic and Process Algebra: A Bisimulation Perspective in CSLI Lecture Notes*, 53:257–288, 1995.
- [25] K. Yi, H. He, I. Stanoi, and J. Yang. Incremental maintenance of XML structural indexes. In *SIGMOD*, pages 491–502, Paris, France, 2004.

## APPENDIX

### A Proofs

#### A.1 Proofs for the body

PROPOSITION 4.  $u \approx^k v \Rightarrow u \approx^{k-1} v$  ( $k > 0$ ).

PROOF FOR PROPOSITION 4. By induction on  $k$ .

(1)  $k = 1$ . This is obvious, as 0-bisimilarity just enforces equality of node labels.

(2)  $k > 1$ . Assume that this holds for  $j - 1$  ( $\approx^{j-1} \Rightarrow \approx^{j-2}$ ,  $0 < j - 1 < k$ ), we want to show that this also holds for  $j$  ( $u \approx^j v \Rightarrow u \approx^{j-1} v$ ). Let  $u \approx^j v$ . According to the definition, for all outgoing edges  $(u, u') \in E$ , there exists some edge  $(v, v') \in E$ , such that  $u' \approx^{j-1} v'$  and  $\lambda_E(u, u') = \lambda_E(v, v')$ , and vice versa. Since  $\approx^{j-1} \Rightarrow \approx^{j-2}$ , we have  $u' \approx^{j-2} v'$ , then we have  $u \approx^{j-1} v$ . So  $u \approx^j v \Rightarrow u \approx^{j-1} v$ .  $\square$

PROOF FOR PROPOSITION 1.  $\Rightarrow$ :

(1) For  $k = 0$ , this is trivial, since  $pId_0(u) = pId_0(v)$ .

(2) For  $k > 0$ , (which also means  $u \approx^k v$ ), we want to show that  $sig_k(u) = sig_k(v)$ . According to Proposition 4,  $u \approx^k v \Rightarrow u \approx^0 v$ , so that  $pId_0(u) = pId_0(v)$ . And for each outgoing edge  $(u, u')$  of  $u$ , there exists some outgoing edge  $(v, v')$  of  $v$ , such that  $u' \approx^{k-1} v'$ , then  $pId_{k-1}(u') = pId_{k-1}(v')$ , and  $\lambda_E(u, u') = \lambda_E(v, v')$ . Therefore each pair in  $sig_k(u)$  equals to some pair in  $sig_k(v)$ , and vice versa. Then we have  $sig_k(u) = sig_k(v)$ .

$\Leftarrow$ :

(1) For  $k = 0$ , this is obvious.

(2) For  $k > 0$ . Let  $sig_k(u) = sig_k(v)$ , we want to show that  $pId_k(u) = pId_k(v)$  (or  $u \approx^k v$ ). Since  $sig_k(u) = sig_k(v)$ , we know that for every outgoing edge  $(u, u')$  of  $u$ , we have a pair  $(\lambda_E(u, u'), pId_{k-1}(u'))$  in  $sig_k(u)$ , we can find an equal pair  $(\lambda_E(v, v'), pId_{k-1}(v'))$  in  $sig_k(v)$ , such that  $pId_{k-1}(u') = pId_{k-1}(v')$  and  $\lambda_E(u, u') = \lambda_E(v, v')$ . By definition, this means  $u \approx^k v$ . Then we have  $pId_k(u) = pId_k(v)$ .  $\square$

PROOF FOR THEOREM 2. After all the I/O cost of one iteration of  $k$ -bisimulation computation is bounded by  $O(sort(|E_t|)) + O(scan(|N_t|))$ ,  $k$  is a given input, and there is one extra sort on  $N_t$  in iteration 1. Hence Algorithm 1 has the I/O complexity of  $O(k \cdot sort(|E_t|) + k \cdot scan(|N_t|) + sort(|N_t|))$ .

During computation, only one  $N_t$  and  $E_t$  are used, and  $S$  is used. The space upper bound for  $S$  is the same as the space upper bound for all signatures. Since in the algorithm, we construct all signatures by joining the information from  $N_t$  and  $F$  (which is a projection of  $E_t$ ), the space upper bound of  $S$  is  $O(|N_t| + |E_t|)$ . Therefore, the overall space complexity upper bound of Algorithm 1 is  $O(|N_t| + |E_t|)$ .

We prove correctness inductively.

(1)  $k = 0$ . Since we are following the definition, this is obvious.

(2)  $k > 0$ . Assume we get the correct  $(k - 1)$  bisimulation partitioning results. In iteration  $k$ , for each node  $u$  in  $N_t$ , we construct  $sig_k(u)$  and insert it in  $S$  to get  $pId_k(u)$ . According to Proposition 1 and the definition of  $S$ , we are sure that  $pId_k(u)$  is correct.  $\square$

PROOF FOR THEOREM 3. After all the I/O cost of one iteration of Algorithm 4 is bounded by  $O(sort(|E_t|)) + O(sort(|N_t|))$ , and the upper bound of the number of

iterations is  $k$ . Hence Algorithm 4 has the given I/O complexity.

During computation, only one  $N_t$  and  $E_t$  are used, and  $S$  is used. Here the node table contains historical information from iteration 0 to  $k$ , so comparing with the original  $N_t$ , the space upper bound is  $O(k \cdot |N_t|)$ . Also according to the algorithm, every iteration would have to save its signature mapping to  $S$ , so the space upper bound of  $S$  is  $O(k \cdot |E_t|)$ . Therefore, the overall space complexity upper bound of Algorithm 4 is  $O(k \cdot |N_t| + k \cdot |E_t|)$ .

Let  $(s, l, t)$  be the new edge. After we insert  $s, t$  to  $N$ ,  $pId_0(u)$  will not change for any  $u \in N$ . So, according to Definition 3, there are only two ways that  $sig_j(u)$  ( $0 < j \leq k$ ) could be affected:

- (1) a new pair  $(\lambda_E(v), pId_{j-1}(v))$  appears, or
- (2) changes of  $pId_{j-1}(v)$  in some existing pair  $(\lambda_E(v), pId_{j-1}(v))$ , where  $v$  is some child of  $u$ .

Case (1) can only be caused by adding a new edge to  $u$ , so that in our case this can only happen to  $sig_j(s)$  ( $0 < j \leq k$ ), and we capture these changes in line 8 of Algorithm 4. The second case can only happen when the  $pId_{j-1}$  for the children of  $u$  changes. We capture (and propagate) these changes in line 20 of Algorithm 4. Therefore, we capture all changes in the signatures of  $u \in N$ , and recompute the signatures accordingly. Hence Algorithm 4 produces the correct  $k$ -bisimulation partitioning result.  $\square$

#### A.2 Alternative definitions for localized bisimulation

In this section, we show the equivalence of various definitions of localized bisimulation that are studied in the literature. We have an alternative definition for  $k$ -bisimilar [13, 16, 21]:

DEFINITION 4. Let  $k \geq 0$  and  $G = \langle N, E, \lambda_N, \lambda_E \rangle$  be a graph. Nodes  $u, v \in N$  are called Kaushik  $k$ -bisimilar (denoted as  $u \approx^k v$ ), iff the following holds:

1. if  $k = 0$ , then  $\lambda_N(u) = \lambda_N(v)$ .
2. if  $k > 0$ , then:
  - (a)  $u \approx^{k-1} v$
  - (b)  $\forall u' \in N[(u, u') \in E \Rightarrow \exists v' \in N[(v, v') \in E, u' \approx^{k-1} v' \text{ and } \lambda_E(u, u') = \lambda_E(v, v')]]$ , and
  - (c)  $\forall v' \in N[(v, v') \in E \Rightarrow \exists u' \in N[(u, u') \in E, v' \approx^{k-1} u' \text{ and } \lambda_E(v, v') = \lambda_E(u, u')]]$ .

PROPOSITION 5.  $u \approx^k v$  iff  $u \approx^k v$ .

PROOF. We first want to prove that  $\approx^k \Rightarrow \approx^k$ . We will do it inductively.

- (1)  $k = 0$ . This is obvious, according to the definitions.
- (2)  $k > 0$ . Assume that for nodes  $u, v \in N$ ,  $u \approx^j v \Rightarrow u \approx^j v$  ( $0 < j < k$ ), we want to show  $u \approx^{j+1} v \Rightarrow u \approx^{j+1} v$ . We only need to show that  $u \approx^{j+1} v \Rightarrow u \approx^j v$ . Since this holds, and  $u \approx^j v \Rightarrow u \approx^j v$ ,  $u \approx^{j+1} v \Rightarrow u \approx^j v$ . Then according to Definition 4 we are done.

We then prove that  $\approx^k \Rightarrow \approx^k$ . We will do it inductively.

- (1)  $k = 0$ . This is obvious, according to the definitions.
- (2)  $k > 0$ . Assume that for nodes  $u, v \in N$ ,  $u \approx^j v \Rightarrow u \approx^j v$  ( $0 < j < k$ ), we want to show  $u \approx^{j+1} v \Rightarrow u \approx^{j+1} v$ . We only need to show that  $\lambda_N(u) = \lambda_N(v)$ . From  $u \approx^{j+1} v$ , we know that  $u \approx^j v$ , therefore  $u \approx^j v$ . So  $\lambda_N(u) = \lambda_N(v)$ . Proof done.  $\square$

We also have another alternative definition for  $k$ -bisimilar [25]:

**DEFINITION 5.** Let  $G = \langle N, E, \lambda_N, \lambda_E \rangle$  be a graph. Let  $\mathcal{I} = \{I_1, \dots, I_n\}, n > 0$ , be a set of subsets of  $N$ .  $\mathcal{I}$  is said to partition  $G$  (or, to be a partition of  $G$ ) if its elements are pairwise disjoint and  $N = \bigcup_{I \in \mathcal{I}} I$ . Partition  $\mathcal{I}$  is said to refine partition  $\mathcal{J}$  (or, is a refinement of  $\mathcal{J}$ ) if for every  $I \in \mathcal{I}$  there exists a  $J \in \mathcal{J}$  such that  $I \subseteq J$ .

**DEFINITION 6.** Let  $G = \langle N, E, \lambda_N, \lambda_E \rangle$  be a graph and  $\mathcal{I}$  and  $\mathcal{J}$  be two partitions of  $G$ .  $\mathcal{I}$  is said to be stable with respect to  $\mathcal{J}$  if for any  $I \in \mathcal{I}, J \in \mathcal{J}$ , and edge label  $\ell$ , it holds that either  $I \subseteq \text{parents}_\ell(J)$  or  $I \cap \text{parents}_\ell(J) = \emptyset$  (where  $\text{parents}_\ell(J) = \{y \mid \exists x \in J((y, x) \in E \text{ and } \text{edgeLabel}(y, x) = \ell)\}$ ).

**DEFINITION 7.** Let  $k \geq 0$  and  $G = \langle N, E, \lambda_N, \lambda_E \rangle$  be a graph. The  $k$ -partition of  $G$  is defined inductively as follows:

1. if  $k = 0$ , then the  $k$ -partition of  $G$  is the set formed by partitioning  $N$  by node labels.
2. if  $k > 0$ , then the  $k$ -partition of  $G$  is the smallest (i.e., least cardinality) partition  $\mathcal{I}$  of  $G$  such that there exists a  $(k - 1)$ -partition  $\mathcal{J}$  of  $G$  such that  $\mathcal{I}$  is a refinement of  $\mathcal{J}$  and is stable with respect to  $\mathcal{J}$ .

**DEFINITION 8.** Let  $k \geq 0$  and  $G = \langle N, E, \lambda_N, \lambda_E \rangle$  be a graph. Nodes  $u, v \in N$  are called Paige-Tarjan  $k$ -bisimilar (denoted as  $u \approx_k^* v$ ), iff there exists an element  $B$  in the  $k$ -partition of  $G$  such that  $u \in B$  and  $v \in B$ .

**PROPOSITION 6.**  $u \approx_k^* v$  iff  $u \approx^k v$ .

**PROOF.** We first want to prove that  $\approx_k^* \Rightarrow \approx^k$ . We will do it inductively.

(1)  $k = 0$ . This is obvious, since nodes are partitioned by node labels.

(2)  $k > 0$ . Assume that for nodes  $u, v \in N, u \approx_j^* v \Rightarrow u \approx^j v$  ( $0 < j < k$ ), we want to show  $u \approx_{j+1}^* v \Rightarrow u \approx^{j+1} v$ . We only need to prove point 2 and 3 of Definition 1 ( $\approx^k$ ). From  $u \approx_{j+1}^* v$ , we know that  $\forall u' \in N[(u, u') \in E \Rightarrow \exists v' \in N[(v, v') \in E, u' \approx_j^* v' \text{ and } \lambda_E(u, u') = \lambda_E(v, v')]]$ , and  $\forall v' \in N[(v, v') \in E \Rightarrow \exists u' \in N[(u, u') \in E, v' \approx_j^* u' \text{ and } \lambda_E(v, v') = \lambda_E(u, u')]]$ . Since  $\approx_j^* \Rightarrow \approx^j$ , we have  $u \approx^{j+1} v$ .

We then prove that  $\approx^k \Rightarrow \approx_k^*$ . We will do it inductively.

(1)  $k = 0$ . This is obvious, since nodes are partitioned by node labels.

(2)  $k > 0$ . Assume that for nodes  $u, v \in N, u \approx^j v \Rightarrow u \approx_j^* v$  ( $0 < j < k$ ), we want to show  $u \approx^{j+1} v \Rightarrow u \approx_{j+1}^* v$ . From  $u \approx^{j+1} v$ , we know that  $\forall u' \in N[(u, u') \in E \Rightarrow \exists v' \in N[(v, v') \in E, u' \approx^j v' \text{ and } \lambda_E(u, u') = \lambda_E(v, v')]]$ , and  $\forall v' \in N[(v, v') \in E \Rightarrow \exists u' \in N[(u, u') \in E, v' \approx^j u' \text{ and } \lambda_E(v, v') = \lambda_E(u, u')]]$ . And since  $\approx^j \Rightarrow \approx_j^*$ , we know that all children of  $u, v$  who have the same edge label belong to the same partition. This fulfills the stable condition. From Proposition 4 we know that  $\approx^{j+1}$  is a refinement of  $\approx^j$ . We then have  $u \approx_{j+1}^* v$ .  $\square$

### A.3 Partition splitting stop condition

**PROPOSITION 7.** If  $\approx^j = \approx^{j+1}$ , then  $\approx^j = \approx^{j'}$  ( $\forall j' \geq j$ ).

**PROOF.** Since  $\approx^j = \approx^{j+1}, \forall u \in N$ , we could assign  $pId_j(u) = pId_{j+1}(u)$ . Then, according to Definition 3 (signature) and Proposition 1, it holds that  $pId_{j+2}(u) = pId_{j+1}(u)$ , and the same applies for any further  $j' \geq j$ .  $\square$

**PROPOSITION 8.** The  $j$  in Proposition 7 always exists, and its upper bound is  $|N|$  (number of nodes).

**PROOF.** From Proposition 4, we know that  $\forall u, v \in N$ , if  $u \approx^{j+1} v$ , then  $u \approx^j v$ , which is equivalent of saying partitions will either split or stay the same. If they stay for one time, they will stay forever (Proposition 7). Otherwise,  $G$  has to at least split one of its partition blocks for each  $\approx^i$  where  $i \leq j$ , in which case  $j$  reach the upper bound  $|N|$ .  $\square$

From Proposition 8, we know that there is an upper bound for the number of iterations in Algorithm 1. If this upper bound is smaller than the user input  $k$ , algorithm can terminate earlier. Since the partition blocks will either split or remain the same, the number of partition blocks will either increase or remain. Therefore, by simply checking if two consecutive iterations produce the same number of partition blocks, we could decide whether the computation should stop.

### A.4 Connection between localized bisimulation and full bisimulation

We observe the following useful connection between localized and full bisimulation.

**DEFINITION 9.** Let  $k \geq 0$  and  $G = \langle N, E, \lambda_N, \lambda_E \rangle$  be a graph. Nodes  $u, v \in N$  are called bisimilar (denoted as  $u \approx v$ ), iff the following holds:

1.  $\lambda_N(u) = \lambda_N(v)$ ,
2.  $\forall u' \in N[(u, u') \in E \Rightarrow \exists v' \in N[(v, v') \in E, u' \approx v' \text{ and } \lambda_E(u, u') = \lambda_E(v, v')]]$ , and
3.  $\forall v' \in N[(v, v') \in E \Rightarrow \exists u' \in N[(u, u') \in E, v' \approx u' \text{ and } \lambda_E(v, v') = \lambda_E(u, u')]]$ .

**PROPOSITION 9.** Let  $G = \langle N, E, \lambda_N, \lambda_E \rangle$  be a graph. There exists a  $k \geq 0$  such that for any  $u, v \in N$  it holds that  $u \approx_k v$  iff  $u \approx v$ .

**PROOF.** First we want to show  $u \approx_k v \Rightarrow u \approx v$ . From Proposition 8, we know that  $k$  has an upper bound  $|N|$ . Here we set  $k$  to  $|N|$ , which means that  $\approx_k = \approx_{k+1}$ . Then according to the definition, in iteration  $k + 1$ , for  $u \approx_{k+1} v$ , we have:

1.  $\lambda_N(u) = \lambda_N(v)$ ,
2.  $\forall u' \in N[(u, u') \in E \Rightarrow \exists v' \in N[(v, v') \in E, u' \approx^k v' \text{ and } \lambda_E(u, u') = \lambda_E(v, v')]]$ , and
3.  $\forall v' \in N[(v, v') \in E \Rightarrow \exists u' \in N[(u, u') \in E, v' \approx^k u' \text{ and } \lambda_E(v, v') = \lambda_E(u, u')]]$ .

Since  $\approx_k = \approx_{k+1}$ , we can replace  $\approx_k$  with  $\approx_{k+1}$ , then the relationship  $\approx_{k+1}$  has the same definition as  $\approx$ . So that  $\approx_{k+1} = \approx$ .

Then we want to show that  $u \approx v \Rightarrow u \approx_k v$ . We will do it inductively.

1.  $k = 0$ . This is obvious.

2.  $k > 0$ . Assume that this holds for  $j - 1$ , we want to show that this also holds for  $j$ . Let  $u \approx v$ , we want to show that  $u \approx_j v$ . According to the definition, we want to have for all outgoing edges  $(u, u') \in E$ , there exists some edge  $(v, v') \in E$ , such that  $u' \approx^{j-1} v'$  and  $\lambda_E(u, u') = \lambda_E(v, v')$ , and vice versa. Because

of  $u \approx v$ , we already have  $u' \approx v'$ ; and because of  $u \approx v \Rightarrow u \approx_{j-1} v$ , we have  $u' \approx_{j-1} v'$ . Then all the requirements for  $u \approx_j v$  are fulfilled. So  $\approx \Rightarrow \approx_k$ .

□



Table 8: Sum-up of experiment results from Table 7

	Jamendo	LinkedMDB	DBLP	Wikilinks	Dbpedia	Twitter	SP2B	BSBM
Partition count / Node Count	0.064%	3.677%	0.049%	63.127%	8.935%	86.893%	0.166%	0.006%
Elapsed Time (s)	28.72712	193.748	1622.765	3618.1302	7537.846	68052.12	29009.04	921.5325
Overall I/O (byte)	1.6E+09	1.42E+10	1.33E+11	4.164E+11	4.34E+11	4.451E+12	1.59E+12	8.87E+10
Max Signature Length / Node Count	0.00473%	0.01043%	0.00324%	0.16503%	0.02141%	14.04035%	0.00004%	0.00042%