

Eden clusters in three-dimensions and the Kardar-Parisi-Zhang universality class

Sidiney G. Alves and Silvio C. Ferreira

Departamento de Física - Universidade Federal de Viçosa, 36571-000, Viçosa, Minas Gerais, Brazil

Online at stacks.iop.org/JSTAT/2012/P10011
doi:10.1088/1742-5468/2012/10/P10011

Abstract. We present large-scale simulations of radial Eden clusters in three-dimensions and show that the growth exponent is in agreement with the value $\beta = 0.242$ accepted for the Kardar-Parisi-Zhang (KPZ) universality class. Our results refute a recent assertion proposing that radial Eden growth in $d = 3$ belongs to a universality class distinct from KPZ. We associate the previously reported discrepancy to a slow convergence to the asymptotic limit. We also present the skewness and kurtosis in the roughening regime for flat geometry in 2+1 dimensions.

The Kardar-Parisi-Zhang (KPZ) universality class was introduced by the equation [1]

$$\frac{\partial h}{\partial t} = \nu \nabla^2 h + \frac{\lambda}{2} (\nabla h)^2 + \eta, \quad (1)$$

that describes the non-conservative evolution of an interface $h(x, t)$ subjected to a white noise η . Many analytical [2, 3], numerical [4, 5, 6, 7] and experimental [8] evidences show that radial (curved) and flat geometries have the same scaling exponents in 1+1 dimensions.

The KPZ class is featured by an interface width w , defined as the standard deviation of the distance between the interface points and the initial seed, scaling in time as $w \sim t^\beta$ where β is the growth exponent. In $d = 1 + 1$ dimensions the KPZ growth exponent is exactly known as $\beta = 1/3$ [1]. Eden model [9] is a standard KPZ system that generates radial clusters with a rough surface. Off-lattice simulations of Eden clusters immersed in $d = 2$ dimensions confirmed the agreement with the KPZ growth exponent [4, 7]. Recently, Kuennen and Wang [10] reported off-lattice simulations of radial Eden clusters in $d = 3$ dimensions, in which a growth exponent $\beta \approx 0.1$, much smaller than the accepted KPZ value for flat substrates in 2+1 dimensions, $\beta_{KPZ} \approx 0.24$ [11], was observed.

In order to verify the validity of this unexpected result, we have performed large-scale simulations of an off-lattice Eden model. The model is defined as follows. At $t = 0$, a single particle stuck to the origin is introduced. New particles are added to the cluster, one at a time, at random positions such that the new particle is adjacent to at least one particle in the cluster, but does not overlap any other added particle. The

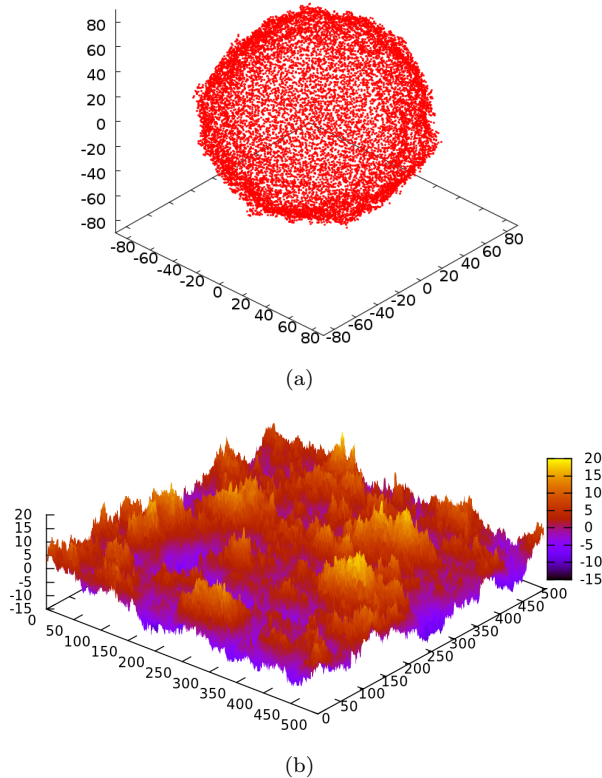


Figure 1. (a) Surface of a radial Eden D cluster with 9×10^5 particles. (b) Surface obtained with on-lattice Eden D model after the growth of 2000 layers using a flat substrate of size 500×500 .

dynamics runs as follows. A particle of the cluster is randomly chosen and a random direction is uniformly chosen on a unitary sphere. A new particle is attached along this position if no overlap happens. Otherwise, the simulation proceeds to the next step with the choice of a new particle. Independently of the growth success, the time is incremented by $\Delta t = 1/N_p$, where N_p is the total number of particles in the cluster. This version was studied in two dimensions in Ref. [7] and we call it of Eden D, since there exist three other versions commonly called A, B and C [12]. Notice that we did not care about optimizations [13] to avoid uncontrolled sub-leading corrections. A typical surface of a small cluster is shown in figure 1(a).

Figure 2 shows the interface width against time, averaged over 230 clusters. The largest sizes contain more than 10^8 particles that correspond to a size much larger than 5×10^5 particles simulated in Ref. [10]. Each sample takes about 8 hours of simulation in a Intel Xeon 2.53 GHz CPU and 7 GB of RAM memory. The effective exponent β_{eff} obtained from the logarithmic derivative of w vs. t is shown in the inset of figure 2. The KPZ growth exponent is approached only in the limit of very large clusters.

The model implementation in Ref. [10] is slightly different from the Eden D used in the present work. There, when a randomly chosen particle has enough nearby space to add a new particle, the growth always happens. This version is known in

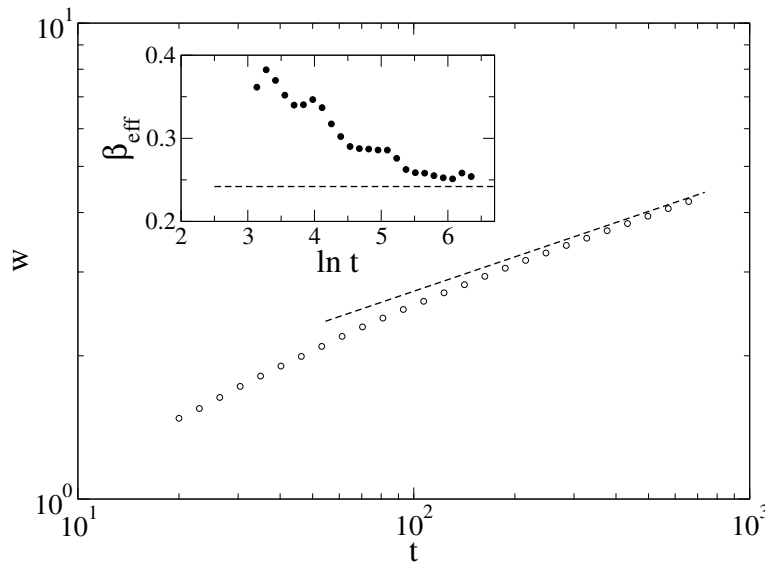


Figure 2. Main Plot: Interface width against time for off-lattice simulation of radial Eden D in $d = 3$ dimensions. Dashed line has a slope 0.24 as a guide to the eyes. Inset: Local slope in plot $\ln w$ vs. $\ln t$. Dashed line is the KPZ exponent $\beta = 0.24$.

the literature as Eden B [14]. In Eden D, frustrated attempts are allowed, which, consequently, amplifies the noise and generates larger interface fluctuations when compared to Eden B.

In order to shed light on this issue, we have also performed flat simulations of both Eden models on square lattices with periodic boundary conditions along directions x and y . The initial condition consists in all sites occupied for $z \leq 0$. In Eden B, particles in the interface (an occupied site with at least one empty nearest neighbour (NN)) are randomly chosen and one of their empty NNs, also chosen at random, is occupied. Eden D is equal to Eden B except that any NN (occupied or not) can be selected. If an occupied neighbour is chosen, the simulation runs to the next step. In both models the time step is $\Delta t = 1/N_s$, where N_s is the number of interface sites. A typical surface for Eden D model is shown in figure 1(b).

Figure 3 shows the interface width against time for both flat models. Averages were performed over 400 independent samples. The inset shows the corresponding effective growth exponent. While the growth exponent in Eden D simulations converges quickly to a value close to the KPZ universality class, in Eden B, an exponent increasing from $\beta \gtrsim 0.1$ but not exhibiting a stationary power regime is observed. These results show that Eden B model has very strong corrections to the scaling and that the KPZ exponent must be observed only in exceedingly long time simulations. It is worth noticing that the interface width in Eden B is very small ($w < 2$ lattice unities in figure 3 and $w < 1.5$ particle diameters in Ref. [10]), which hinders the observation of the asymptotic regime.

Recent advances in the understanding of the KPZ universality class in 1+1 dimensions have been based on universal distributions of the interface fluctuations during the roughening (transient) regime [2]. A basic characterization of the

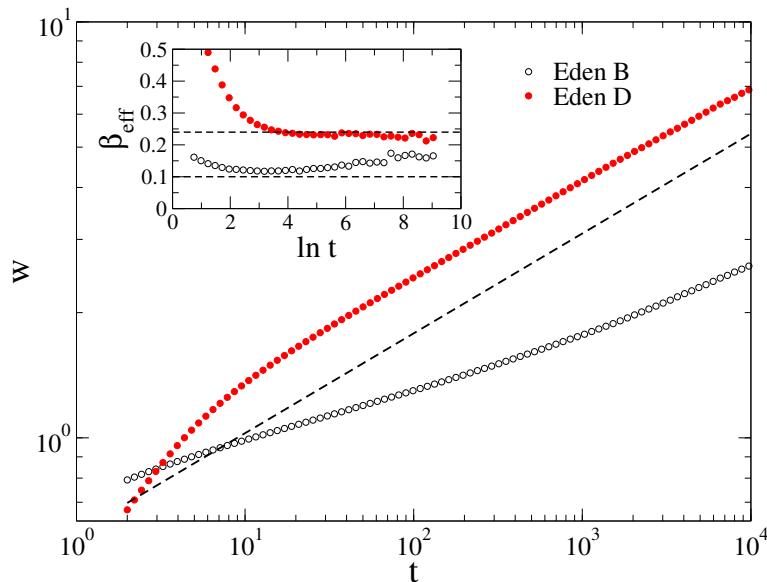


Figure 3. Main Plot: Interface width against time for lattice simulations of Eden B and D on flat substrates of size 1000×1000 . The dashed line has a slope 0.24 as a guide to the eyes. Inset: Local slope in plots $\ln w$ vs. $\ln t$. Dashed lines represent the KPZ exponent $\beta = 0.24$ and the estimate of Ref. [10] $\beta = 0.1$.

distributions can be obtained via skewness S and kurtosis K defined as the dimensionless cumulant ratios

$$S = \frac{\langle h^3 \rangle_c}{\langle h^2 \rangle_c^{3/2}}$$

and

$$K = \frac{\langle h^4 \rangle_c}{\langle h^2 \rangle_c^2} - 3,$$

where $\langle X^n \rangle_c$ denotes the n th cumulant of X . In our simulations, these quantities did not exhibit stationary values neither for radial Eden D (Fig. 4) nor for Eden B on flat substrates. For Eden D on flat substrates, the skewness and kurtosis converge to $S = 0.411(2)$ and $K = 0.34(1)$, respectively. Figure 4 shows the skewness and kurtosis against time for radial and flat Eden D simulations. It is important mentioning that cumulant ratios for Eden D in flat simulations have finite size effects. So, it was necessary to run shorter times and systems larger than those used in figure 3 to obtain an accurate estimate of the cumulant ratios. The skewness and kurtosis obtained Eden D agree pretty well with the ratios obtained for other KPZ models in 2+1 dimensions [15]. A detailed analysis of the height distributions for several KPZ models in three-dimensional lattices will be reported elsewhere [15].

In conclusion, we have shown that the radial Eden growth in three-dimensions has a growth exponent in agreement with the KPZ universality class, at odds with a previous report [10] but in consonance with the common belief. Our results suggest that the low exponent observed in Ref. [10] comes from the small simulated sizes and strong corrections to the scaling. In addition, we have presented the stationary values of the skewness and kurtosis during the roughening regime for flat simulations.

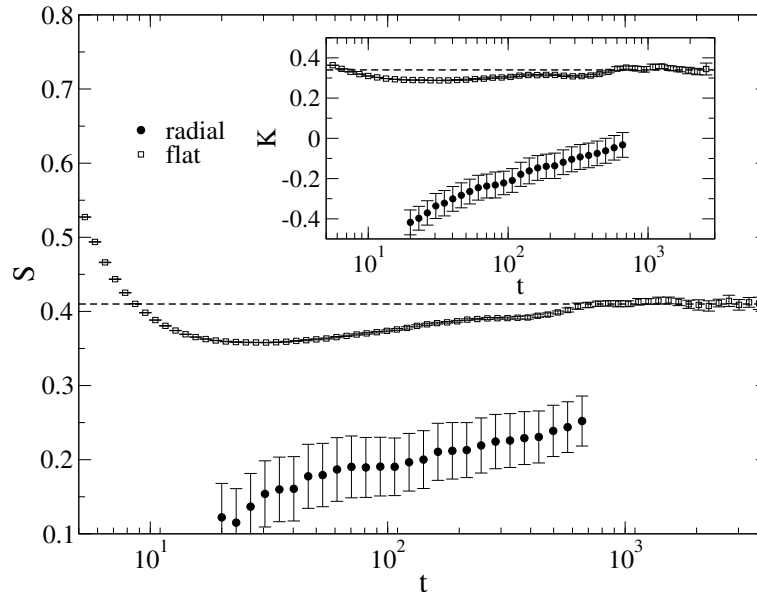


Figure 4. Main plot: Skewness against time for radial (off-lattice) and flat (on-lattice) simulations of the Eden D model. Flat simulations were performed in lattices with 2200×2200 sites. Inset: Corresponding kurtosis against time. Dashed lines represent the estimated cumulant ratios.

Acknowledgments

This work was partially supported by the Brazilian agencies CNPq and FAPEMIG. *Note:* After acceptance, we realized that the finite-time corrections in the skewness and kurtosis of Eden D model (Fig. 4) were under estimated. Considering extrapolation to an infinite time limit, we have reviewed our estimates and corresponding errors to $S = 0.42(1)$ and $K = 0.36(2)$. Our conclusions do not change accordingly these new estimates.

References

- [1] Kardar M, Parisi G and Zhang Y C 1986 *Phys. Rev. Lett.* **56** 889–892
- [2] Kriecherbauer T and Krug J 2010 *J. Phys. A: Math. Theor.* **43** 403001
- [3] Sasamoto T and Spohn H 2010 *J. Stat. Mech.: Theor. Exp.* **2010** P11013
- [4] Ferreira S C and Alves S G 2006 *J. Stat. Mech.: Theor. Exp.* **2006** P11007
- [5] Alves S G, Oliveira T J and Ferreira S C 2011 *Europhys. Lett.* **96** 48003
- [6] Oliveira T J, Ferreira S C and Alves S G 2012 *Phys. Rev. E* **85** 010601
- [7] Takeuchi K A 2012 *J. Stat. Mech.* **2012** P05007
- [8] Takeuchi K and Sano M 2012 *J. Stat. Phys.* **147**(5) 853–890
- [9] Eden M 1961 A two-dimensional growth process *Proceedings of Fourth Berkeley Symposium on Mathematics, Statistics, and Probability* vol 4 ed Neyman J (Berkeley, California: University of California Press) pp 223–239
- [10] Kuennen E W and Wang C Y 2008 *J. Stat. Mech.: Theor. Exp.* **2008** P05014
- [11] Kelling J and Ódor G 2011 *Phys. Rev. E* **84** 061150
- [12] Meakin P 1998 *Fractals, Scaling and Growth far from Equilibrium* (Cambridge, England: Cambridge University Press)
- [13] Alves S G, Ferreira S C and Martins M L 2008 *Braz. J. Phys.* **38** 81–86
- [14] Paiva L R and Ferreira S C 2007 *J. Phys. A: Math. Theor.* **40** F43
- [15] Oliveira T J, Alves S G and Ferreira S C *in preparation*