

A STOCHASTIC TARGET APPROACH TO RICCI FLOW ON SURFACES

BY ROBERT W. NEEL^{*,1} AND IONEL POPESCU^{†,‡,2}

Lehigh University^{}, Georgia Institute of Technology[†] and
 “Simion Stoilow” Institute of Mathematics of Romanian Academy[‡]*

We develop a stochastic target representation for Ricci flow and normalized Ricci flow on smooth, compact surfaces, analogous to Soner and Touzi’s representation of mean curvature flow. We prove a verification/uniqueness theorem, and then consider geometric consequences of this stochastic representation.

Based on this stochastic approach, we give a proof that, for surfaces of nonpositive Euler characteristic, the normalized Ricci flow converges to a constant curvature metric exponentially quickly in every C^k -norm. In the case of C^0 and C^1 -convergence, we achieve this by coupling two particles. To get C^2 -convergence (in particular, convergence of the curvature), we use a coupling of three particles. This triple coupling is developed here only for the case of constant curvature metrics on surfaces, though we suspect that some variants of this idea are applicable in other situations and therefore be of independent interest. Finally, for $k \geq 3$, the C^k -convergence follows relatively easily using induction and coupling of two particles.

None of these techniques appear in the Ricci flow literature and thus provide an alternative approach to the field.

1. Introduction. In [43], Soner and Touzi give a characterization of various extrinsic geometric flows (with ambient space \mathbb{R}^n), including mean curvature flow, as stochastic target problems. More specifically, they introduce the relevant target problems and then prove associated verification theorems, namely theorems showing that if the curvature flow has a smooth solution

Received September 2012; revised January 2015.

¹Supported in part by an NSF Postdoctoral Research Fellowship.

²Supported in part by the Marie Curie Action Grant PIRG.GA.2009.249200 and also by a grant of the Romanian National Authority for Scientific Research CNCS—UEFISCDI, project number PN-II-RU-TE-2011-3-0259.

AMS 2000 subject classifications. 60H30.

Key words and phrases. Ricci flow, stochastic target problem, Brownian motion, coupling.

This is an electronic reprint of the original article published by the Institute of Mathematical Statistics in *The Annals of Probability*, 2016, Vol. 44, No. 2, 1341–1425. This reprint differs from the original in pagination and typographic detail.

for an interval of time $t \in [0, T)$, then the solution agrees with the solution to the stochastic target problem on this interval. In the first part of this paper, we develop a similar characterization of Ricci flow (and normalized Ricci flow) on compact surfaces, including the relevant verification theorems (see Theorem 3). We then briefly discuss time-dependent bounds on the solution to both normalized and un-normalized Ricci flow and estimates on the blow-ups of solutions to Ricci flow in the cases of nonzero Euler characteristic, all obtained from the stochastic formulation of the flow. In the remainder of the paper, we use this stochastic representation to prove that, for a smooth, compact surface of nonpositive Euler characteristic, given that a smooth solution to the normalized Ricci flow exists for all time (which is well known from the literature), it converges to a constant curvature metric exponentially fast in C^∞ (see Theorem 22 for a precise statement).

Ricci flow on smooth, compact surfaces is essentially completely understood as, for instance, [13, 14, 24]. Nonetheless, one feature of our approach is that probability often provides an appealing intuition, as in the case of Brownian motion and heat flow. Thus, if Ricci flow is thought of as a kind of “heat equation for curvature,” it is natural to want to extend the analogy to include a diffusion interpretation. For example, it is nice to see the convergence of a manifold under normalized Ricci flow to a constant curvature limit as the equi-distribution of the metric, and as a result of the curvature, from a probabilistic perspective.

More generally, one might ask about the potential merits of developing stochastic techniques for Ricci flow (or other curvature flows). One obvious point to be made here is that one gets a representation of the solution and, at least in the theory of linear second-order PDEs, this has turned out to be extremely versatile in extracting properties of the solutions. As we will see, the stochastic tools we employ are good enough to give a different proof of a main result in the theory of Ricci flow on surfaces with the bonus that we see the “averaging property of the curvature” as a consequence of coupling, which is a probabilistic manifestation of ergodicity. Another motivation for such an endeavor is that the stochastic target formulation is fairly insensitive to regularity, and thus potentially useful in formulating notions of weak solutions. Indeed, in a second paper, Soner and Touzi [42] show that generalized solutions to various extrinsic curvature flows can also be understood in terms of stochastic target problems. Also stemming from these ideas, we note that stochastic approaches to PDEs can lend themselves to the development of probabilistic numerical schemes (as in [21]), but we do not touch this subject here.

Our framework is not the most general one. We presumably could have worked in a little more generality, but to keep the ideas as appealing and clear as possible, we decided to study surfaces, which are the traditional starting point for studying Ricci flow.

We point out that, as noted in [12], stochastic target problems of certain kind are equivalent to second-order backward stochastic differential equations. As discussed there, second-order backward SDEs are natural stochastic objects to associate with fully nonlinear PDEs. Thus, one could presumably recast the results of this paper in those terms. Nonetheless, we have chosen to adopt the stochastic target approach because it seems more geometrically intuitive and visually appealing, and because it puts Ricci flow and mean curvature flow in a similar framework.

There are few papers on stochastic analysis and Ricci flow, for instance, [1, 2, 15, 32–34]. The ones that are somewhat closer to our work are [1] and [15]. These papers investigate the Brownian motion (and the associated parallel transport) with respect to a time changing metric on a manifold of any dimension, not only on surfaces. Using stochastic analysis, they also develop a Bismut-like formula to represent the gradient of solutions to heat-type flows with respect to the time-dependent metric. In particular, this leads to gradient estimates for the corresponding solutions.

We use in this paper a different tool, namely couplings. Coupling is a very useful thing and has been successfully used in a variety of situations. There is a large body of research on this and we will point out only some selections without any claim of completeness on the subject. One of the most useful on is the *mirror coupling* of Brownian motions introduced by Lindvall and Rogers in [36] in the Euclidean setting and by Cranston [16] and Kendall in [27] on manifolds. Different types of couplings, as, for instance, the synchronous coupling appearing in [9, 18, 19] and shy coupling which is treated in [7, 8, 30] or even fixed-distance couplings on manifolds in [37]. There are lots of applications of the coupling in geometric and analytic problems as it can be seen from an excerpt of the literature in [3–6, 27–30, 38–40].

One of the main techniques in the present work is the mirror coupling applied to time changed Brownian motions. It turns out to be an extremely fruitful tool for proving estimates in the context of Ricci flow. Though the coupling and the Bismut formula produce in several cases similar estimates, particularly when it comes to gradient estimates, we do not know how to get a nice and useful version of the Bismut formula for the second-order derivatives. This is one of the reasons we prefer to deal with the coupling techniques which reveals its full power. The idea of dealing with the second-order derivatives comes from [17], where a coupling of three particles is used to estimate second-order derivatives of harmonic functions on Euclidean domains. This triple coupling indicated by Cranston uses a certain symmetry to get a key cancellation in the estimation of the Hessian. This symmetry is not surprising in the flat case. However, there are immediate technical challenges for a similar construction on manifolds, and the way it works in the flat case does not seem to work on arbitrary manifolds for the time changed

Brownian motions. Nevertheless, it turns out that we can construct such a triple coupling which has enough good properties in the case of surfaces of constant curvature.

We continue with a few more observations about the present work. We do not prove the existence of solutions to the target problem directly; rather, the verification theorems proceed from the assumption that the Ricci flow admits a smooth solution. In the case of normalized Ricci flow, we have long-time existence as proved in [10] and [24]. However, an immediate consequence of such a verification theorem is that the solution (to the flow) is unique.

In contrast to the standard proof of the convergence to constant curvature, we deal directly with the metric itself (and its derivatives), rather than introducing an auxiliary PDE satisfied by the curvature. We use uniformization to work with an underlying metric which has constant curvature and is in the same conformal class as the initial metric. One might hope to extend these arguments to more general situations, but for a first paper on this approach uniformization makes the analysis cleaner and reveals the power of the coupling in a nice way.

The outline of the paper is as follows. We first describe the stochastic target problem in Section 2 giving a fair amount of detail, since it is a somewhat nonstandard control problem. Then, in Section 3 we prove the verification/uniqueness theorem, namely that, if there is a smooth solution to the Ricci flow (or normalized Ricci flow) on some interval of time, then it agrees with the solution to the stochastic target problem.

Section 4 is a short section showing how one can use the representation to prove that the unnormalized Ricci flow develops singularities (in certain cases) either in finite time or in infinite time. In Section 5, we develop the a priori bounds for the stochastic target problem. As a consequence, we obtain the exponential convergence in the C^0 -norm of the normalized flow in the case of $\chi(M) < 0$ [as usual, $\chi(M)$ denotes the Euler characteristic of M]. We also include a short discussion of the blow up of the unnormalized Ricci flow in the cases $\chi(M) > 0$ and $\chi(M) < 0$, which is in tune with the previous section's findings, although this time assuming uniformization.

Section 6 introduces and proves the main result on mirror coupling for the time changed Brownian motions associated to the target problems. This coupling is well defined for short times, but the main challenge is to show that the coupling extends beyond the cut locus. This is done using the geometric structure of the cut locus on surfaces of Euler characteristic less than or equal to 0. We should also point out that there is a coupling of Brownian motions constructed with respect to time-varying metrics (such as Ricci flow) in [32], but it differs from our situation here.

In Section 7, we start the main analysis of the convergence of normalized Ricci flow. We prove the nontrivial fact that in Euler characteristic zero, the normalized flow converges exponentially fast in the C^0 -topology. This

uses the result from the previous section combined with the comparison of the distance process with a Bessel process in order to estimate the coupling time. This is a fundamentally probabilistic idea. Combining this result with those coming from the a priori estimates proves that, for nonpositive Euler characteristic, the flow converges in the C^0 -topology exponentially fast.

The next task is to prove that the convergence takes place also in C^1 , or in other words that the gradient of the metric converges exponentially fast. This is done in Section 8, again using coupling. However, the point here is a little different. We use the coupling for particles started close to one another and estimate the coupling time in terms of the gradient of the metric (more precisely the conformal factor of the metric) and the initial distance. This in turn yields a functional inequality satisfied by the C^0 -norm of the gradient which is contained in Lemma 12. It turns out that this functional inequality is strong enough to produce the exponential convergence.

Going forward, Section 9 is dedicated to the triple coupling used in a crucial way for the Hessian estimates. We exploit in an essential way the constant curvature properties of the underlying metric. We have two mirror coupled particles x and y and another middle particle z which is moving on the geodesic between them which is described by the distance ρ_1 from z to x , or alternatively, the distance ρ_2 from z to y . One of the main interests is the symmetry with respect to swapping ρ_1 and ρ_2 . The other thing thrust of the investigation is as follows. Assuming that x and y are time changed Brownian motions, we study the conditions under which z is a time changed Brownian motion with a drift. This is a key point in the Hessian estimates.

Section 10 covers the Hessian estimates. Here, we use the results from the previous sections, for instance, the exponential decay of the flow in the C^1 -topology and the triple coupling. As in the case of the gradient, we end up with a functional inequality for the C^0 -norm of the Hessian as in Lemma 21. It turns out that this suffices to conclude the exponential convergence.

The last section proves the C^k -convergence of the flow. This is done essentially using the Ricci flow equation and induction. It is important to mention here that in the flat case, we still use couplings.

A few words about the sphere case, which requires some finer analysis. There are several obstacles we have to overcome. On one hand, the a priori estimates give bounds which blow up in finite or infinite time. However, these estimates are simply bounds of a stochastic differential equation in terms of the ODE in which the martingale is killed off, and eventually can likely be refined. Further, in the case of nonpositive Euler characteristic, there is a unique stationary solution to the normalized Ricci flow with a given volume (in a given conformal class), and thus one has to prove that the flow converges to this uniquely determined solution. In the case of the sphere, this is not the case, and thus convergence is harder to establish, because we do not know beforehand toward which stationary solution the flow wants

to converge (this is related to the issue of Ricci solitons). Therefore, the strategy we used in this paper for $\chi(M) \leq 0$ needs some refinements if it's to address the case of positive Euler characteristic.

2. Stochastic target formulation.

2.1. *Ricci flow.* Consider a smooth, compact Riemannian surface (M, h) , that is, M is a smooth, compact manifold without boundary of dimension two and h a smooth Riemannian metric on M . Any other smooth metric in the same conformal class as h can be written as $g = \bar{u}h$ for some smooth, positive function \bar{u} . The Ricci curvature of any metric g is given by

$$(1) \quad 2\text{Ric}_g = R_g g = 2K_g g,$$

where R_g is the scalar curvature and K_g is the Gauss curvature. The *Ricci flow* is defined as the evolution of the metric g_t according to

$$(2) \quad \partial_t g_{ij} = -2\text{Ric}_{ij},$$

where Ric is the Ricci tensor. From this, it is easy to see that the Ricci flow preserves the conformal class in two dimensions, and thus it becomes an evolution equation for the conformal factor \bar{u}_t . In particular, the Ricci flow corresponds to \bar{u} evolving by

$$(3) \quad \partial_t \bar{u}_t = \Delta_h \log \bar{u}_t - 2K_h,$$

where K_h is the Gauss curvature of (M, h) . In passing from (2) to (3), we have already used the fact that if $g = uh$, for two metrics, g and h , then (see [14], Exercise 2.8)

$$(4) \quad R_g = \frac{1}{u}(R_h - \Delta_h \log u),$$

where the Δ_h is the Laplacian with respect to the metric h .

This is a nonlinear parabolic equation, and thus the usual probabilistic methods of solution (diffusions, Feynman–Kac, etc.) do not apply. Instead, we will adopt a stochastic target approach modeled on the approach of [43] to mean curvature flow, as mentioned above.

To be more concrete, we assume that the initial metric on M can be written as $g_0 = \bar{u}_0 h$ for some smooth, positive \bar{u}_0 and some metric h . There are two natural choices for h . Of course, we can let $h = g_0$ and $\bar{u}_0 \equiv 1$. Alternatively, the uniformization theorem, for instance, [23], Chapter 3, implies that there is a metric in the same conformal class as g_0 which has constant curvature of -1 , 0 , or 1 . Then we can take h to be this metric, in which case \bar{u}_0 is determined by the condition that $g_0 = \bar{u}_0 h$. We will find the flexibility of this set-up to be useful.

As usual, we also wish to introduce the *normalized Ricci flow*, which is defined as

$$(5) \quad \partial_t g_{ij} = -2 \operatorname{Ric}_{ij} + 2r g_{ij},$$

where r is the average of the Gauss curvature on M with respect to the metric g . Written in terms of the conformal factor, this is

$$\partial_t \bar{u}_t = \Delta_h \log \bar{u} - 2K_h + 2r_t \bar{u}_t.$$

Under this flow, the surface is continually rescaled to preserve the area. Indeed, the Gauss–Bonnet theorem tells us that the integral of the scalar curvature is

$$\int K_g dA_g = 2\pi\chi(M),$$

where $\chi(M)$ is the Euler characteristic of M and A_g is the area element of the metric g . Consequently, if r_t is the average of the Gauss curvature for g_t , then

$$r_t = \frac{2\pi\chi(M)}{\operatorname{area}(M, g_t)},$$

where $\operatorname{area}(M, g)$ stands for the area of M with the metric g . From here, a straightforward calculation gives that

$$\partial_t \operatorname{area}(M, g_t) = \partial_t \int \bar{u}_t dA_h = \int \partial_t \bar{u}_t dA_h = -2 \int K_h dA_h + 2r_t \int \bar{u}_t dA_h = 0,$$

which shows that the area is preserved under this evolution and, in particular, r_t does not depend on t . Therefore, the flow (5) preserves the area and

$$(6) \quad r = \frac{2\pi\chi(M)}{\operatorname{area}(M, g_0)}.$$

We can now translate (5) into an equation satisfied by the conformal change \bar{u}_t as (recall that $g_t = \bar{u}_t h$)

$$(7) \quad \partial_t \bar{u}_t = \Delta_h \log \bar{u} - 2K_h + 2r \bar{u}_t$$

with r the constant from (6).

As is implicit in the above, we see that the set of all smooth metrics (on M) in a given conformal class corresponds to the set of smooth sections of a one-dimensional bundle over M . More concretely, fixing a “reference metric” h and writing any other (smooth) metric (in the same conformal class) as $\bar{u}h$ induces a global coordinate u on fibers of this bundle making the total space E diffeomorphic to $M \times (0, \infty)$. Further, \bar{u} is given as the composition of the lift from M to E (corresponding to the section) with u .

This helps to explain the notation: u is a coordinate on the fibers, and \bar{u} is the expression of a section in this coordinate. Because our bundle admits natural global coordinates, we will almost always work in these coordinates, and thus we will not have much occasion to consider sections in a coordinate-free notation.

Viewed in this light, it is natural to introduce a new coordinate on the fibers. Let $p = (1/2) \log u$. Then any other metric in the same conformal class as h can be written as $g = e^{2\bar{p}}h$ for some smooth function $\bar{p}: M \rightarrow \mathbb{R}$, which is given by the composition of the lift $M \rightarrow E$ (corresponding to the section) with p . This coordinate makes the bundle into a real line bundle. In particular, the metric h corresponds to the zero section, and fiberwise addition corresponds to composition of conformal changes. However, we will not need the vector space structure on fibers in what follows; we really just view the fibers as having a smooth structure. In terms of the coordinate p , the Ricci flow equation becomes

$$(8) \quad \partial_t \bar{p}_t = e^{-2\bar{p}_t} (\Delta_h \bar{p}_t - K_h),$$

and the normalized Ricci flow equation becomes [see also [35], equation (1.3.1)]

$$(9) \quad \partial_t \bar{p}_t = e^{-2\bar{p}_t} (\Delta_h \bar{p}_t - K_h) + r,$$

with r the constant defined in (6), and thus depending only on the area of M with respect to the initial metric g_0 .

At this point, we see that there is a one-to-one correspondence between metrics in the same conformal class as h , sections of E over M , and functions \bar{p} (where all of these objects are assumed to be smooth). Further, there is a one-to-one correspondence between smooth sections and smooth hypersurfaces of E that intersect each fiber once and do so transversely; under composition with p this is the same as the correspondence between smooth functions on M and their graphs in $M \times \mathbb{R}$. Viewing metrics as hypersurfaces in the total space E provides a framework for studying Ricci flow which is fairly similar to that of mean curvature flow and well suited for the stochastic target approach. Our next task is to define the appropriate target problem.

2.2. The target problem. Let $\Gamma(0)$ be the hypersurface corresponding to the initial metric g_0 . In spite of our previous efforts to distinguish between sections over M from their description in a particular coordinate, in what follows we will fix the global coordinate p on fibers, thus identifying the fibers with \mathbb{R} , and formulate everything in those terms. In particular, $\Gamma(0)$ corresponds to the graph of \bar{p}_0 . The stochastic target problem is, for any time t , the problem of determining the set of points such that the controlled process, starting from such a point, can be made to hit $\Gamma(0)$ (the “target”) in

time t almost surely. Obviously, this requires specifying the allowed controls and the processes they give rise to. We will generally explain things for the Ricci flow and then indicate the analogous results for the normalized Ricci flow in situations where there are no additional complications.

We start with the infinitesimal picture in normal coordinates. We choose any point $(q, \hat{p}) \in M \times \mathbb{R}$ and let (x_1, x_2) be normal coordinates around q . Thus, (x_1, x_2, p) are coordinates on a neighborhood of $\{q\} \times \mathbb{R}$. We assume that the controlled process is currently at (q, \hat{p}) , say at time τ . The (x_1, x_2) -marginal of the controlled process will be (infinitesimally) Brownian motion on M (with fixed reference metric h), time-changed by $2e^{-2\hat{p}}$. The control consists of choosing a lift of the tangent plane to M at q into the tangent space to E at (q, \hat{p}) . The controlled process has its martingale part diffusing (infinitesimally) along this lifted plane in the unique way that gives the right (x_1, x_2) -marginal, and has its drift along the fiber at rate $e^{-2\hat{p}}K_h$ [plus an additional $-2\pi\chi(M)/\text{area}(M, h)$ for the normalized Ricci flow]. More precisely, the control consists of a choice of $(a_1, a_2) \in \mathbb{R}^2$, for which the processes evolves [infinitesimally, assuming the process is at (q, \hat{p}) at time τ] according to

$$\begin{bmatrix} dx_{1,\tau} \\ dx_{2,\tau} \\ dp_\tau \end{bmatrix} = \begin{bmatrix} e^{-\hat{p}} & 0 \\ 0 & e^{-\hat{p}} \\ e^{-\hat{p}}a_1 & e^{-\hat{p}}a_2 \end{bmatrix} \begin{bmatrix} \sqrt{2}dW_\tau^1 \\ \sqrt{2}dW_\tau^2 \end{bmatrix} + \begin{bmatrix} 0 \\ 0 \\ e^{-2\hat{p}}K_h(q) \end{bmatrix},$$

where W^1 and W^2 are one-dimensional Brownian motions. Here, we have written $K_h(q)$ to emphasize that the curvature depends on the point in M . The $\sqrt{2}$ factors (in front of the Brownian differentials) are needed because the Ricci flow is defined using the Laplacian, instead of half the Laplacian, and rather than use a nonstandard normalization for the Ricci flow, we choose to speed up our Brownian motions (this is analogous to the usual discrepancy between the analyst's and the probabilist's versions of the heat equation). This is the controlled process, at least infinitesimally, corresponding to the Ricci flow. For the normalized Ricci flow, the set of controls is the same, but the process evolves according to

$$\begin{bmatrix} dx_{1,\tau} \\ dx_{2,\tau} \\ dp_\tau \end{bmatrix} = \begin{bmatrix} e^{-\hat{p}} & 0 \\ 0 & e^{-\hat{p}} \\ e^{-\hat{p}}a_1 & e^{-\hat{p}}a_2 \end{bmatrix} \begin{bmatrix} \sqrt{2}dW_\tau^1 \\ \sqrt{2}dW_\tau^2 \end{bmatrix} + \begin{bmatrix} 0 \\ 0 \\ e^{-2\hat{p}}K_h(q) - r \end{bmatrix}.$$

We point out that, for both the Ricci flow and the normalized Ricci flow, the (infinitesimal) diffusion matrix is

$$\begin{bmatrix} 2e^{-2p_\tau} & 0 & 2e^{-2p_\tau}a_1 \\ 0 & 2e^{-2p_\tau} & 2e^{-2p_\tau}a_2 \\ 2e^{-2p_\tau}a_1 & 2e^{-2p_\tau}a_2 & 2e^{-2p_\tau}(a_1^2 + a_2^2) \end{bmatrix}$$

in (x_1, x_2, p) coordinates at (q, \hat{p}) , of course.

Having given the infinitesimal picture, we now extend this to a global description. While it is tempting to simply assert that this follows immediately from the local description, we prefer to give a more explicit formulation. There is more than one way to do this, but we choose to use the bundle of orthonormal frames on (M, h) . The immediate difficulty with extending the above local picture is that, except in special cases (more on which below), we cannot find coordinates which are normal at more than one point at a time, or even a global orthonormal frame. The solution we have in mind is to use the bundle of orthonormal frames to supply each point along the evolving process with an orthonormal frame and its associated normal coordinates. In particular, let $\mathcal{O}(M)$ be the bundle of orthonormal frames over (M, h) , consisting of points $(q, \mathfrak{e}(q))$ where $q \in M$ and $\mathfrak{e}(q)$ is an orthonormal basis for $T_q M$ with metric h . We identify $\mathfrak{e}(q)$ with the corresponding linear isometry from \mathbb{R}^2 to $T_q M$. Let e_1 and e_2 be the standard basis for \mathbb{R}^2 and let $\mathfrak{E}(e_i)$ be the corresponding canonical vector fields. Further, we let $\pi: \mathcal{O}(M) \rightarrow M$ be the usual projection and $\pi_*: T\mathcal{O}(M) \rightarrow TM$ be the induced push-forward map on tangent spaces.

The connection with the previous infinitesimal picture comes from the following relationship between the canonical vector fields and normal coordinates. Choose a point $q \in M$ and a frame $\mathfrak{e}(q)$ over q , and let (x_1, x_2) be normal coordinates [for (M, h)] in a neighborhood of q such that $\partial_{x_i} = \mathfrak{e}(q)(e_i)$ at q . Obviously, $\pi_*[\mathfrak{E}(e_i)|_{(q, \mathfrak{e}(q))}] = \partial_{x_i}|_q$. Moreover, let s be a smooth section of $\mathcal{O}(M)$ in a neighborhood of q which is equal to $\mathfrak{e}(q)$ at q and horizontal at q , meaning that $\partial_{x_i}s$ are horizontal vectors at q . Then $\pi_*[\mathfrak{E}(e_i) \circ s]$ agrees with ∂_{x_i} to first-order around q . (Indeed, to show that such a section s exists, start with normal coordinates and apply the Gram–Schmidt process to $\{\partial_{x_1}, \partial_{x_2}\}$ at every point in a neighborhood of q .)

We also recall the connection between the bundle of orthonormal frames and Brownian motion on (M, h) . We have that $(\mathfrak{E}(e_1)^2 + \mathfrak{E}(e_2)^2)/2$ is Bochner’s Laplacian on $\mathcal{O}(M)$, and the corresponding martingale problem is well posed (in the sense of Stroock and Varadhan, namely that there is a unique solution for any initial point). We use \tilde{B}_τ to denote such a process. Projecting \tilde{B}_τ to M gives Brownian motion on M , which we denote B_τ . This is the well-known Eells–Elworthy–Malliavin construction of Brownian motion on M , and we refer the reader to [26] or [44] for a detailed account on the subject. Moreover, the process \tilde{B}_τ on $\mathcal{O}(M)$ should be thought of as the horizontal lift of B_τ on M , and thus as giving Brownian motion equipped with parallel transport. In particular, this is how we will typically understand \tilde{B}_τ , as Brownian motion on M endowed with parallel transport. Finally, we note that the solution to the martingale problem for Bochner’s Laplacian can be realized as the (unique) strong solution to the natural SDE

driven by a standard Brownian motion on \mathbb{R}^2 , or equivalently, two independent, one-dimensional Brownian motions. That is, \tilde{B}_τ can be realized as the solution to

$$d\tilde{B}_\tau = \mathfrak{E}(e_1) \circ dW_\tau^1 + \mathfrak{E}(e_2) \circ dW_\tau^2,$$

where $\circ dW$ indicates that the differential is to be understood in the Stratonovich sense.

We now have the necessary background to give the global formulation of the stochastic target problem for Ricci flow (and the related target problem for normalized Ricci flow). We write points in E as $(x, p) \in M \times \mathbb{R}$ and the controlled process (for the Ricci flow) as $Y_\tau = (x_\tau, p_\tau)$. As suggested above, the M -marginal x_τ will be Brownian motion on M , time-changed by p , and thus we know from the above that we have parallel transport of frames (for $T_x M$) along the paths x_t (note that the frame is always orthonormal relative to the metric h). In particular, if we choose a frame $\mathfrak{e}(x_0)$ at the starting point, then we let $\mathfrak{e}(x_\tau)$ denote the parallel transport of this frame along x_τ . Abstractly, the control consists in choosing a lift of $T_{x_\tau} M$ to $T_{(x_\tau, p_\tau)} E$. In terms of our evolving frame, such lifts can be identified with points of \mathbb{R}^2 . This is the time to formally introduce the control process. In what follows, $(\Omega, \mathcal{F}, \mathbb{P})$ is a probability space where the Brownian motion (W^1, W^2) is defined and the reference filtration involved here is \mathcal{F}_τ , the one generated by the Brownian motion.

DEFINITION 1. For a fixed time $t > 0$, an admissible control process A is a bounded map $A: [0, t] \times M \times \Omega \rightarrow \mathbb{R}^2$ which is continuous in the first two coordinates, and such that for each $(x, \tau) \in M \times [0, t]$, $A(\tau, x): \Omega \rightarrow \mathbb{R}^2$ is \mathcal{F}_τ -measurable. We write this in components $A = (a_1, a_2)$.

We will explain below in the first remark of this section why we require the control to be bounded.

If we start our process from a point $Y_0 = (x_0, \bar{p}_0)$ equipped with a frame $\mathfrak{e}(x_0)$ of $T_{x_0} M$, then it evolves according to the SDE (note that we are using both Itô and Stratonovich differentials)

$$(10) \quad \begin{aligned} dx_\tau &= e^{-p_\tau} \left[\sum_{i=1}^2 \mathfrak{e}(x_\tau)(e_i) \sqrt{2} \circ dW_\tau^i \right], \\ dp_\tau &= e^{-p_\tau} \left[\sum_{i=1}^2 a_i \sqrt{2} dW_\tau^i \right] + e^{-2p_\tau} K_h(x_\tau) d\tau. \end{aligned}$$

This equation comes with the following convention.

CONVENTION 1. Whenever we have a bracket $A[[M \circ dN]]$, the order of operations is that we first write $M \circ dN = M dN + \frac{1}{2} d\langle M, N \rangle$ in Itô form and then multiply everything by A . Thus, we have

$$A[[M \circ dN]] = (AM) dN + \frac{1}{2} A d\langle M, N \rangle$$

as opposed to the common writing

$$A[M \circ dN] = AM dN + \frac{1}{2} d\langle AM, N \rangle,$$

where $\langle M, N \rangle$ is the quadratic variation of M and N . For the standard Itô differentials, the meaning is the standard one, namely

$$A[M dN] = (AM) dN.$$

Though we can rewrite in a more conventional way

$$A[[M \circ dN]] = M \circ (A dN),$$

we prefer the notation $A[[M \circ dN]]$ because it is more suggestive in our context that A is the time change of the process $M \circ dN$. This becomes even better in the context of equation (10) that x_τ is simply a time changed Brownian motion on M .

Here, we see that $\mathfrak{e}(x_\tau)(e_i)$ is just the projection onto M of $\mathfrak{E}(e_i)$ and to ease the notation we will also use the shortcut $\mathfrak{e}(x_\tau)(e_i) = \mathfrak{e}_i(x_\tau)$, or even more simply \mathfrak{e}_i , if there is no confusion generated by dropping x_τ . In particular, the horizontal lift of x_τ , which we write $\tilde{x}_\tau = (x_\tau, \mathfrak{e}(x_\tau))$ evolves according to

$$d\tilde{x}_\tau = e^{-p_\tau} \left[\sum_{i=1}^2 \mathfrak{E}(e_i) \sqrt{2} \circ dW_\tau^i \right] \quad \text{on } \mathcal{O}(M),$$

and the first line of (10) is just the projection of this onto M . We choose to write (10) in this way in order to emphasize that we are ultimately only interested in the evolution of the surface in E and not in the frame; the frame is only used as a convenience in order to express the control and the corresponding SDE. We do this despite the fact that (10) requires evolving the frame $\mathfrak{e}(x_\tau)$ as well.

The mixing of Itô and Stratonovich differentials in (10) is a result of the fact that horizontal Brownian motion (or just Brownian motion on M) is not easily written globally in Itô form. To clarify this, we give the following equivalent characterization, which is just a consequence of Itô's formula but one of the important properties of the above system. For any smooth

function $\varphi: [0, T] \times M \times \mathbb{R} \rightarrow \mathbb{R}$ (assuming that the process (x_τ, p_τ) exists for $\tau \in [0, T]$),

$$\begin{aligned}
 (11) \quad & d\varphi(\tau, x_\tau, p_\tau) \\
 &= e^{-p_\tau} \sum_{i=1}^2 (\mathbf{e}_i(x_\tau)\varphi + a_i\varphi')\sqrt{2} dW_\tau^i \\
 &+ \left(\partial_\tau \varphi + e^{-2p_\tau} K_h(x_\tau)\varphi' + e^{-2p_\tau} \Delta_h \varphi \right. \\
 &\quad \left. + e^{-2p_\tau} \sum_{i=1}^2 a_i^2 \varphi'' + 2e^{-2p_\tau} \sum_{i=1}^2 a_i \mathbf{e}_i(x_\tau)\varphi' \right) d\tau,
 \end{aligned}$$

where all the “inside” functions are evaluated at (τ, x_τ, p_τ) , $\mathbf{e}_i(x)\varphi$ signifies the derivative [along $\mathbf{e}_i(x)$] with respect to the second variable of φ , $\partial_\tau \varphi$ is the derivative with respect to τ variable, and the prime is the partial derivative with respect to p . Note that if we let (x_1, x_2) be appropriate normal coordinates at a point, then applying this to x_1 , x_2 , and p shows that, at that point, this agrees with the infinitesimal picture described above.

We now take a moment to discuss what we mean by asserting the controlled process arises from the control via the SDEs just mentioned. We understand these (systems of) SDEs in the weak sense, that is the choice of driving Brownian motions (W_τ^1, W_τ^2) is part of the solution, not prescribed in advance. Of course, for an arbitrary choice of controls, a solution need not exist, and if it does, it may not be unique in law. We will have more to say about this later, after we introduce the target problem.

Now that we have specified the admissible controls A_τ and described the evolution of controlled process $Y_\tau(A)$ that a choice of control gives rise to, it is time to explain how this gives rise to a subset of E .

DEFINITION 2. We define the reachable set at a given time $t \in [0, \infty)$, denoted $V(t)$, to be the set of points in E for which there exists an admissible control such that the controlled process, started at this point and with this control, is in $\Gamma(0)$ at time t almost surely.

We follow Soner and Touzi [43] in calling this the reachable set, even though it’s the set of points you can reach a fixed target from, not the set of points you can reach from a fixed starting point. In order for this to be well defined, we need to show that $V(t)$ does not depend on the initial choice of frame. Suppose A_τ is a control such that $Y_\tau(A)$, started from $y \in E$ with initial frame $\mathbf{e}(y)$, hits $\Gamma(0)$ at time t almost surely [so that $y \in V(t)$]. If $\tilde{\mathbf{e}}(y)$ is any other (orthonormal) frame at y , then there is some $r \in O(2)$ such that

$\mathfrak{e}(y) = r\tilde{\mathfrak{e}}(y)$. It's clear that $A_\tau r$ is such that $Y_\tau(Ar)$, started from $y \in E$ with initial frame $\tilde{\mathfrak{e}}(y)$, hits $\Gamma(0)$ at time t almost surely. Thus, a point of E is in the reachable set or not independent of what frame we use to express the controlled process, and so the $V(t)$ are well defined.

For a point in the reachable set, we will indicate the control in the definition by \hat{A} , if necessary indicating the point in $V(t)$ by writing $\hat{A}(x_0, \bar{p}_0)$ or $\hat{A}(Y_0)$, and call it a successful control (this seems linguistically more appropriate than optimal control). In light of the fact that this depends on the initial choice of frame, a successful control should really be thought of as a family of controls indexed by $O(2)$. However, since the dependence on the initial frame is so simple and not our primary focus, we will generally gloss over this. We will also write $Y_\tau(\hat{A})$ as \hat{Y}_τ . Thus, the defining property of a point in $V(t)$ and the associated successful control is that if we start the process at this point in $V(t)$, then $Y_t(\hat{A}) \in \Gamma(0)$ almost surely. This necessarily requires that, for a successful control \hat{A} , there exists a solution to equation (10), and thus a corresponding process $Y_\tau(\hat{A})$ for all time $\tau \in [0, t]$. In particular, one might imagine that some choice of control gives rise to a solution under which p_τ blows up prior to t (x_τ cannot blow up since M is compact), but such a control cannot be a successful control by definition. The definition does not require that a successful control gives rise to a solution $Y_\tau(\hat{A})$ which is unique in law, despite the fact that our notation makes it look as though Y_τ is always determined by A . (So it is conceivable that a successful control might give rise to another solution Y'_τ that does not almost surely hit the target.) Nonetheless, we will see below that, as long as a smooth solution to the Ricci flow exists, there is essentially only one choice of successful control starting from a given point of $V(t)$, that it is well behaved, and that this control uniquely determines \hat{Y}_τ .

Finally, we recall that the stochastic target problem is the determination of the reachable sets $V(t)$. We note that $V(0) = \Gamma(0)$; understanding $V(t)$ for positive t and its relationship to Ricci flow is the topic of the next section. Looking ahead, what we will prove is that, assuming the Ricci flow has a smooth solution for some interval of time, that solution agrees with the solution to the stochastic target problem in the sense that $V(t) = \Gamma(t)$ at all times in this interval.

Naturally, we have an analogous set-up which we associate with the normalized Ricci flow. The set of admissible controls remains the same, but now the controlled process, which we denote $Y_\tau^n(A)$ (the “ n ” in the superscript standing for “normalized”) evolves according to

$$(12) \quad dx_\tau = e^{-p_\tau} \left[\left[\sum_{i=1}^2 \mathfrak{e}(x_\tau)(e_i) \sqrt{2} \circ dW_\tau^i \right] \right],$$

$$dp_\tau = e^{-p_\tau} \left[\sum_{i=1}^2 a_i \sqrt{2} dW_\tau^i \right] + (e^{-2p_\tau} K_h(x_\tau) - r) d\tau.$$

Note that the only difference from Y_τ is that the drift of p_τ has an extra term.

We denote the corresponding reachable sets by $V^n(t)$. We also have the analog of equation (11) where $e^{-2p_\tau} K_h$ there is replaced by $e^{-2p_\tau} K_h - r$:

$$\begin{aligned} d\varphi(\tau, x_\tau, p_\tau) &= e^{-p_\tau} \sum_{i=1}^2 (\mathfrak{e}_i(x_\tau) \varphi + a_i \varphi') \sqrt{2} dW_\tau^i \\ (13) \quad &+ \left(\partial_\tau \varphi + (e^{-2p_\tau} K_h(x_\tau) - r) \varphi' + e^{-2p_\tau} \Delta_h \varphi \right. \\ &\quad \left. + e^{-2p_\tau} \sum_{i=1}^2 a_i^2 \varphi'' + 2e^{-2p_\tau} \sum_{i=1}^2 a_i \mathfrak{e}_i(x_\tau) \varphi' \right) d\tau. \end{aligned}$$

REMARK 1. We want to discuss why we insist that our control (a_1, a_2) is in L^∞ . We begin by describing a simpler situation which illustrates the essential point. Suppose we consider a real-value controlled process given by

$$dx_t = a_t dW_t, \quad x_0 = 1,$$

where a_t is an adapted real-valued function which serves as the control. If we consider the goal to be to make the process x_t hit 0 in within time 1 (and we stop the process when it hits 0), then we would like to assert that this is impossible, because, for instance, it would violate the martingale property of x_t . However, without some additional restriction on a_t , this will not be the case. For example, consider the following scheme for controlling the process. For $t \in [0, 1/2)$, we let a be the constant such that the process has probability $1/2$ of hitting 0 by time $t = 1/2$. It is clear that this is possible, since letting a be constant means that x_t is simply a time-changed Brownian motion, and we know that Brownian motion almost surely hits the origin in finite time, no matter where it is started from. Then at $t = 1/2$, the process has hit 0 and been stopped with probability $1/2$. If it has not, then $x_{1/2}$ is some positive value. Again, we can find some constant value for a , depending only on $x_{1/2}$, such that if we let a_t equal that constant for $t \in [1/2, 3/4)$, then the process hits 0 in that interval of time with probability $1/2$. Thus, by time $t = 3/4$, the process has hit 0 with probability $3/4$. Now we can iterate this procedure, at each step using up half of the remaining time, in order to get x_t to hit 0 with probability 1 by time $t = 1$. If we do this, the resulting

process x_t will no longer be a martingale on the interval $t \in [0, 1]$ but instead merely a local martingale. Part of the point is that this is a simple trick. We can think of a_t as determining a time-change so that x_t is a time-changed Brownian motion, and since we know Brownian motion hits the origin in finite time, if we are allowed to speed up time as much as we would like we can simply compress the entire lifetime of the Brownian motion prior to the first time it hits the origin into a finite interval.

We now return to the target problem we associate to Ricci flow. In light of the above, if we assumed only that (a_1, a_2) was adapted, we could imagine a similar procedure of choosing the control to be very large so that, from any starting point, we could cause it to hit $\bar{p}_{t-\tau}$ (this is a moving target, but it varies in a smooth fashion and stays bounded) by time t . Once it hits $\bar{p}_{t-\tau}$, we could then “switch” to the successful control described in the next section in order to hit \bar{p}_0 as time t . The result would be that every point would be in $V(t)$, which is obviously not what we want. Of course, what we have just described uses a discontinuous control, but one can imagine smoothing it to get a continuous analogue. At any rate, the underlying logic of this “bad” control justifies our wish to avoid unbounded controls.

Requiring that (a_1, a_2) be bounded prevents this kind of easy trick and forces a successful control to respect the geometry of the situation. Of course, one might imagine that there might be other, less restrictive, ways to achieve this, such as requiring the controls to be in some L^p -space for finite p or requiring some natural coordinate to be a martingale, as opposed to merely a local martingale. Indeed, if one were to extend this stochastic target formulation to include, say, noncompact surfaces, it seems like some weaker assumption on the control would be appropriate. However, for the present paper, we have no need to speculate on what other conditions one might want in other circumstances.

REMARK 2. We close this section by noting that, in the case when (M, h) is flat (and thus either a torus or a Klein bottle), the orthonormal frame bundle is unnecessary. In particular, uniformization implies that (M, h) is isometric to \mathbb{R}^2 modulo the action of the group of Deck transformations Λ . If we let x_1 and x_2 be the usual Euclidean coordinates on \mathbb{R}^2 , then $h = dx_1^2 + dx_2^2$ (after identifying M with \mathbb{R}^2/Λ). Further, (W_τ^1, W_τ^2) is Brownian motion on (M, h) , once we take it modulo Λ . In this case, the set of controls are adapted, time-continuous, bounded maps into $\{(a_1, a_2) : a_i \in \mathbb{R}\}$, and the controlled process simplifies, so that it is given, for both Ricci and normalized Ricci flow, by the SDE

$$\begin{bmatrix} dx_{1,\tau} \\ dx_{2,\tau} \\ dp_\tau \end{bmatrix} = \begin{bmatrix} e^{-p_\tau} & 0 \\ 0 & e^{-p_\tau} \\ e^{-p_\tau} a_1 & e^{-p_\tau} a_2 \end{bmatrix} \begin{bmatrix} \sqrt{2} dW_\tau^1 \\ \sqrt{2} dW_\tau^2 \end{bmatrix}.$$

CONVENTION 2. Throughout this paper, very often we will have a fixed time $t > 0$ so that the stochastic target problem is defined on $[0, t]$ or the (normalized) Ricci flow is defined up to time t . Since the process time is always going to be in $[0, t]$, all the stopping times involved will always be minimized with t so that the stopped process is well defined.

Also, the constants involved in the main estimates may change from line to line in such a way that they do not depend on time t .

3. Verification and the connection with Ricci flow. At this point, we have described a pair of closely related stochastic target problems, namely the determination of $V(t)$ and $V^n(t)$, which we associate with Ricci flow and normalized Ricci flow, respectively. However, we have given no justification for these associations. In the present section, we prove that, under the assumption that a solution to the Ricci flow exists, the solution is given by the reachable sets. This justifies the [Introduction](#) of these particular stochastic target problems in the context of Ricci flow.

Continuing with the notation of the previous section, we suppose that there is a smooth solution \bar{p}_t to the Ricci flow, that is, to equation (8), with initial condition \bar{p}_0 on the interval $t \in [0, T)$ (where we allow the possibility that $T = \infty$). At each time t , we can associate the solution with a section of E over M and thus with a sub-manifold of the total space E , which is smooth and intersects each fiber once, transversely. We call the resulting sub-manifolds $\Gamma(t)$ and note that this extends our earlier definition of $\Gamma(0)$. Of course, knowing the $\Gamma(t)$ for $t \in [0, T)$ is equivalent to knowing \bar{p}_t . Similarly, suppose there is a smooth solution \bar{p}_t^n to the normalized Ricci flow, that is, to equation (9), with initial condition $\bar{p}_0^n = \bar{p}_0$ on the interval $t \in [0, T^n)$ [where, for the same manifold (M, h) with the same initial metric g_0 , it is not necessarily true that T and T^n are equal]. Then we have the associated sub-manifolds $\Gamma^n(t)$ of E . The connection between the Ricci flow and normalized Ricci flow (viewed in this way) and the stochastic target problems introduced above is given by the following theorem. Note that both this sort of result and the method of proof mirror that of [43]. The main additional complication, besides the geometric formalism needed for the general statement of the target problem, is that the controls are not restricted to a compact set.

THEOREM 3. *Let (M, h) be a smooth, compact Riemannian surface with initial metric $g_0 = e^{2\bar{p}_0} h$, as above. Suppose that the Ricci flow has a smooth solution \bar{p}_t on $t \in [0, T)$. Then $\Gamma(t) = V(t)$ for all $t \in [0, T)$. Similarly, if the normalized Ricci flow has a smooth solution \bar{p}_t^n on $t \in [0, T^n)$, then $\Gamma^n(t) = V^n(t)$ for all $t \in [0, T^n)$.*

PROOF. We start with the Ricci flow. We fix some $t \in (0, T)$ and let τ be the time parameter for the controlled process $Y_\tau(A)$, $\tau \in [0, t]$ (as usual in

probabilistic approaches to PDEs, process time runs “backward” compared to PDE time). We consider the square of the vertical distance between the controlled process Y_τ and $\Gamma(t - \tau)$. That is, we consider $\eta(x, p, \tau) = (p - \bar{p}_{t-\tau}(x))^2$ along the paths of Y_τ , so that $\eta_\tau = (p_\tau - \bar{p}_{t-\tau}(x_\tau))^2$.

Actually, we begin by considering a slightly more general quantity. Let $\xi(x, p, \tau) = p - \bar{p}_{t-\tau}(x)$, and for the moment let $\varphi: \mathbb{R} \rightarrow [0, \infty)$ be any smooth function. We wish to consider $\varphi(\xi(x, p, \tau))$; clearly η is just the special case $\varphi(z) = z^2$.

We now apply Itô’s formula (11) to $(\varphi(\xi))_\tau$. In the following, \bar{p} is always evaluated at time $t - \tau$ and position x_τ , we write \mathbf{e}_i for $\mathbf{e}(x_\tau)(e_i)$ and we suppress other arguments (such as for the controls a_i) as desired to make things more readable. Then we have

$$\begin{aligned}
 d(\varphi(\xi))_\tau &= \sqrt{2}\varphi' e^{-p_\tau} [(a_1 - \mathbf{e}_1 \bar{p}) dW_\tau^1 + (a_2 - \mathbf{e}_2 \bar{p}) dW_\tau^2] \\
 &\quad + \sum_{i=1}^2 e^{-2p_\tau} [\varphi'' (-\mathbf{e}_i \bar{p})^2 + \varphi' (-\mathbf{e}_i^2 \bar{p})] d\tau + \varphi' \partial_t \bar{p} d\tau \\
 (14) \quad &\quad + e^{-2p_\tau} [\varphi' K_h + \varphi'' (a_1^2 + a_2^2)] d\tau \\
 &\quad + 2e^{-2p_\tau} \varphi'' [-a_1 \mathbf{e}_1 \bar{p} - a_2 \mathbf{e}_2 \bar{p}] d\tau.
 \end{aligned}$$

Recall that $\mathbf{e}_1^2 + \mathbf{e}_2^2$ is just Δ_h . Then a little algebra and the fact that \bar{p} satisfies equation (8) allows us to simplify this, yielding

$$\begin{aligned}
 d(\varphi(\xi))_\tau &= \sqrt{2}\varphi' e^{-p_\tau} [(a_1 - \mathbf{e}_1 \bar{p}) dW_\tau^1 + (a_2 - \mathbf{e}_2 \bar{p}) dW_\tau^2] \\
 (15) \quad &\quad + \{e^{-2p_\tau} \varphi'' [(a_1 - \mathbf{e}_1 \bar{p})^2 + (a_2 - \mathbf{e}_2 \bar{p})^2] \\
 &\quad + \varphi' (e^{-2\bar{p}} - e^{-2p_\tau}) (\Delta_h \bar{p} - K_h)\} d\tau.
 \end{aligned}$$

We now return to considering η . In this case, this equation specializes to

$$\begin{aligned}
 d\eta_\tau &= 2\sqrt{2}(p_\tau - \bar{p}) e^{-p_\tau} [(a_1 - \mathbf{e}_1 \bar{p}) dW_\tau^1 + (a_2 - \mathbf{e}_2 \bar{p}) dW_\tau^2] \\
 (16) \quad &\quad + 2e^{-2p_\tau} [(a_1 - \mathbf{e}_1 \bar{p})^2 + (a_2 - \mathbf{e}_2 \bar{p})^2] d\tau \\
 &\quad + 2(p_\tau - \bar{p}) (e^{-2\bar{p}} - e^{-2p_\tau}) (\Delta_h \bar{p} - K_h) d\tau.
 \end{aligned}$$

First, we show that any point $(x, \bar{p}_t(x))$ in $\Gamma(t)$ is in $V(t)$. Obviously, this is true for $t = 0$. Now choose $t > 0$. We choose our controls a_1 and a_2 as follows: for $\tau \in [0, t]$, we let a_1 be $\mathbf{e}_1 \bar{p}_{t-\tau}(x_\tau)$ and a_2 be $\mathbf{e}_2 \bar{p}_{t-\tau}(x_\tau)$. Thus, our controls are Markov with respect to the process’ position and the time (and the “current” frame, although this is largely just a convention, as discussed above). Intuitively, all we are doing is trying to cause the process to be tangent to the evolving solution given by \bar{p} . Our controls are not only Markov in space and time, but they are given by evaluating smooth functions of space and time (and the lift of “space” into the orthonormal frame bundle)

along the controlled process, and thus we know that the system of SDEs for Y_τ has a unique strong solution. In particular, Y_τ is uniquely determined by these controls. Using these controls, equation (16) simplifies to

$$d\eta_\tau = 2(p_\tau - \bar{p})(e^{-2\bar{p}} - e^{-2p_\tau})(\Delta_h \bar{p} - K_h) d\tau.$$

Because \bar{p} is smooth on $M \times [0, T)$ and M is compact, we know that both $\bar{p}_{t-\tau}(x)$ and $\Delta_h \bar{p}_{t-\tau}(x) - K_h$ are bounded on $(x, \tau) \in M \times [0, t]$. Now choose any $\delta > 0$ and let $\theta_\delta = \inf\{\tau : \eta_\tau \geq \delta\}$ be the first hitting time of δ . Also observe that both the controlled process $Y_\tau = (x_\tau, p_\tau)$ and η_τ have continuous paths. If we stop our process at θ_δ , then p_τ is also bounded (this follows from the fact that \bar{p} is bounded and the definition of η). Combining the boundedness of both \bar{p} and p_τ with an easy estimate for the exponential function, we see that $e^{-2\bar{p}} - e^{-2p_\tau}$ is bounded above and below by a constant multiple of $\pm(p_\tau - \bar{p})$, respectively. It follows that (for $\tau \leq \theta_\delta$), we have $d\eta_\tau \leq C\eta_\tau d\tau$, for some positive constant C depending on t , δ , and the bounds mentioned above. Recalling that $\eta_0 = 0$, because we start our controlled process on $\Gamma(t)$, and integrating gives

$$\eta_{\tau \wedge \theta_\delta} \leq C \int_0^{\tau \wedge \theta_\delta} \eta_s ds \quad \text{for } \tau \in [0, t].$$

Then Gronwall's lemma implies that $\eta_{\tau \wedge \theta_\delta} = 0$ for all $\tau \in [0, t]$. Because η_τ has continuous paths, this means that $\theta_\delta > t$, and thus we have that $\eta_\tau = 0$ for all $\tau \in [0, t]$. In particular, $\eta_t = 0$, and so $Y_t \in \Gamma(0)$. Thus we have shown that $\Gamma(t) \subset V(t)$.

Next, we need to show the opposite inclusion, $V(t) \subset \Gamma(t)$. Again, this is clear for $t = 0$, so we fix some $t \in (0, T)$. We have some starting point $(\alpha, \beta) \in M \times \mathbb{R}$, and we assume that there exists a control (a_1, a_2) such that $Y_\tau(a_1, a_2)$ almost surely hits $\Gamma(0)$ at time $\tau = t$.

At this point, we produce a mollified version of η by a judicious choice of φ . In particular, we now let $\varphi : \mathbb{R} \rightarrow [0, \infty)$ be a smooth, symmetric function satisfying the following additional properties: φ is nondecreasing on $[0, \infty)$, $\varphi(z) = z^2$ in some neighborhood of 0, and φ is constant on $[A, \infty)$ for an appropriately chosen constant A . It follows that the value of φ on $[A, \infty)$ is positive, φ is 0 only at 0, and all derivatives of φ are bounded. If we now let $\hat{\eta}(x, p, \tau) = \varphi(\xi(x, p, \tau))$, then $\hat{\eta}$ is a mollified version of η , in the sense that they agree for small values of η but $\hat{\eta}$ is bounded, along with all of its derivatives.

Let $D(\tau) = \mathbb{E}[\hat{\eta}_\tau]$. Then equation (15) shows that

$$(17) \quad \begin{aligned} D(\tau) = D(0) + \int_0^\tau \mathbb{E}[e^{-2p_s} \varphi''((a_1 - \mathbf{e}_1 \bar{p})^2 + (a_2 - \mathbf{e}_2 \bar{p})^2) \\ + \varphi'(e^{-2\bar{p}} - e^{-2p_s})(\Delta_h \bar{p} - K_h)] ds. \end{aligned}$$

Here, of course, the derivatives of φ are evaluated at $\xi(x_s, p_s, s)$. Note that $\mathbf{e}_1\bar{p}$, $\mathbf{e}_2\bar{p}$ and $\Delta_h\bar{p} - K_h$ are all bounded. Also, for small ξ we have that $\varphi'' = 2$ and $\varphi' = 2(p_\tau - \bar{p})$, and both of these derivatives are bounded for all ξ . Moreover, both $e^{-2p_\tau}\varphi''$ and $\varphi'(e^{-2\bar{p}} - e^{-2p_\tau})$ are bounded because the derivatives of φ are identically zero for $\xi > A$. In addition, for any two constants $C_1, C_2 \geq 0$, there is another constant $C_3 > 0$ such that for any $\xi \in \mathbb{R}$,

$$C_1\varphi''(\xi) - C_2\varphi'(\xi)\xi \geq -C_3\varphi(\xi).$$

Notice that as a consequence of (17) and the continuity of the inside functions, $D(\tau)$ is actually differentiable as a function of τ . In particular, combining this with the above inequality we deduce that

$$D'(\tau) \geq -CD(\tau)$$

for all $\tau \in [0, t]$. This means that $D(\tau)e^{C\tau}$ is increasing with τ , so

$$(18) \quad D(t)e^{Ct} \geq D(0) \geq 0.$$

By assumption, the controlled process hits $\Gamma(0)$ at time t a.s., and thus $D(t) = 0$. This, and the preceding inequality, immediately lead to $D(0) = 0$ which is equivalent to saying that our initial point (α, β) is in $\Gamma(t)$. Thus, we have proven that $V(t) \subset \Gamma(t)$.

The proof for the normalized Ricci flow is almost identical. With the appropriate quantities, \bar{p}, p_τ, x_τ and so on, equation (14) becomes

$$(19) \quad \begin{aligned} d(\varphi(\xi))_\tau &= \sqrt{2}\varphi'e^{-p_\tau}[(a_1 - \mathbf{e}_1\bar{p})dW_\tau^1 + (a_2 - \mathbf{e}_2\bar{p})dW_\tau^2] \\ &\quad + \sum_{i=1}^2 e^{-2p_\tau}[\varphi''(-\mathbf{e}_i\bar{p})^2 + \varphi'(-\mathbf{e}_i^2\bar{p})]d\tau + \varphi'\partial_t\bar{p}d\tau \\ &\quad + e^{-2p_\tau}[\varphi'K_h - re^{2p_\tau} + \varphi''(a_1^2 + a_2^2)]d\tau \\ &\quad + 2e^{-2p_\tau}\varphi''[-a_1\mathbf{e}_1\bar{p} - a_2\mathbf{e}_2\bar{p}]d\tau \end{aligned}$$

and then from (9), we get exactly the same equation from (15), thus the rest of the proof is identical. \square

From the point of view of control theory, the above result is a verification theorem. From the point of view of PDE theory, this can also be thought of as a uniqueness theorem. In particular, it shows that smooth solutions to the Ricci flow are unique and we state this in the following.

COROLLARY 4. *If there is a (smooth) solution to (normalized) Ricci flow on the time interval $[0, T)$, then it is unique.*

It bears repeating that the above relies on already knowing that the Ricci flow has a smooth solution on some interval; in other words, it sheds no light on the existence of a solution (to either the Ricci flow or the control problem). On the other hand, this existence is well known in the present case. Cao [10] and Hamilton [24] show that, for a smooth, compact initial surface, the Ricci flow always has a smooth solution on some (nontrivial) interval of time, and the normalized Ricci flow has a smooth solution for all time. (Of course, much more can be said, including the relationship between the normalized and un-normalized flows, but again, this is well known and can be found in any book on the subject.) For an accessible overview we refer to [13], Chapter 5, which treats the (normalized) Ricci flow on surfaces.

One additional feature of the successfully controlled process is that it provides Brownian motion on M under the backward Ricci flow (or backward normalized Ricci flow, of course), as we now explain. If we put a smooth family of metrics g_τ on a smooth manifold M , then a process B_τ is a Brownian motion on (M, g_τ) if it solves the martingale problem for the time-inhomogeneous operator Δ_{g_τ} . Suppose we have a smooth solution to the Ricci flow, as above, for $t \in [0, T)$, and let g_t be the metric on M corresponding to this solution. Then if we choose a time t [in $(0, T)$] and point $x_0 \in M$, there is a unique point (x_0, \bar{p}_0) over x_0 (where, of course, we use our standard fiber coordinate p) in $\Gamma(t) = V(t)$. If we now run our successfully controlled process $Y_\tau = (x_\tau, p_\tau)$ starting from this point, we know that it is on $\Gamma(t - \tau)$ for all $\tau \in [0, t)$, or equivalently that $p_\tau = \bar{p}_{t-\tau}(x_\tau)$, for all $\tau \in [0, t]$ almost surely. Then looking at x_τ (which is just the M -marginal) and recalling that $g_t = e^{2\bar{p}_t} h$, a little thought shows that x_τ is a Brownian motion on $(M, g_{t-\tau})$ for $\tau \in [0, t]$. That “process time” runs backward compared to “PDE” time, which manifests itself in the $t - \tau$ parameter (with t fixed and τ increasing) for the metric g , explains why we get Brownian motion on M under backward Ricci flow, as opposed to just Ricci flow.

For clarity, let us temporarily denote x_τ under the successful control as \hat{x}_τ . Then recognizing it as Brownian motion under backward Ricci flow gives a way of representing the solution to the Ricci flow (or normalized Ricci flow) that looks more like the usual representations for parabolic (linear) PDEs. In the special case when h is flat, normalized and un-normalized Ricci flow are the same, and we see that p_τ is a martingale. Further, we have that

$$(20) \quad \bar{p}_t(x_0) = \mathbb{E}^{x_0, t}[\bar{p}_0(\hat{x}_t)],$$

where the expectation is taken with respect to the successfully controlled process started from $(x_0, \bar{p}_t(x_0))$ and run until $\tau = t$. This is analogous to solving the heat equation with some initial condition by running Brownian motion and then using it to average the initial condition. The difference is that, for the heat equation, we can construct Brownian motion (or more

analytically, the heat kernel) without already having a solution to the heat equation with our initial data. This is because Brownian motion (or the heat kernel) does not depend on the initial data, and so we can use it to solve the heat equation in the first place. All of this is a manifestation of the linearity of the heat equation. In the case of Ricci flow, we need to know \hat{p}_τ in order to determine \hat{x}_τ (or more accurately, these two are intertwined by the system of SDEs they solve), so we cannot first determine \hat{x}_τ and then use it in the above to solve the Ricci flow.

Also, we can now say a bit more about the recent work of [15] and [1]. They give a lift of Brownian motion on a manifold with time-dependent metric to the frame bundle which gives the parallel transport along the Brownian paths. They then introduce a notion of damped parallel transport which, under the Ricci flow (but not the normalized flow), becomes an isometry as well. This damped parallel transport can be used to produce martingales from solutions to heat problems under the Ricci flow. In our notation, x_τ is the Brownian motion with respect to a time-dependent metric (with an additional factor of $\sqrt{2}$ to get the normalization right, of course), and $\{e^{-p_\tau} \mathbf{e}(x_\tau)(e_1), e^{-p_\tau} \mathbf{e}(x_\tau)(e_2)\}$ (which is an orthonormal frame for the time-varying metric) gives the parallel transport along the Brownian path x_τ .

4. The blow ups of the Ricci flow for the case of positive or negative Euler characteristic. This section is dedicated to showing that in the case of the (unnormalized) Ricci flow, there are blow ups either in finite or infinite time if the curvature of the reference metric K_h , is either always positive or always negative.

Assume now that the Ricci flow has a smooth solution defined on the time interval $[0, T)$. Then, from Theorem 3, we learn that for any fixed time $t \in [0, T)$, $p_\tau = \bar{p}_{t-\tau}(x_\tau)$ where (x_τ, p_τ) is the solution to (10) with the initial conditions $(x, \bar{p}_0(x))$. On the other hand, taking a smooth function $\varphi: [0, t] \times \mathbb{R} \rightarrow \mathbb{R}$ in (11), we obtain that

$$\begin{aligned} d\varphi(\tau, p_\tau) &= e^{-p_\tau} \varphi'(p_\tau) \sum_{i=1}^2 a_i \sqrt{2} dW_\tau^i \\ &+ \left[\partial_\tau \varphi(\tau, p_\tau) + e^{-2p_\tau} \left(\varphi'(\tau, p_\tau) K_h(x_\tau) + \varphi''(\tau, p_\tau) \sum_{i=1}^2 a_i^2 \right) \right] d\tau. \end{aligned}$$

Since the successful control is given by $a_i = \mathbf{e}_i \bar{p}_{t-\tau}$, we get

$$\sum_{i=1}^2 a_i^2 = |\nabla \bar{p}_{t-\tau}(x_\tau)|^2,$$

and this means that

$$\begin{aligned} \varphi(\tau, p_\tau) - \int_0^\tau [\partial_\tau \varphi(\sigma, p_\sigma) \\ + e^{-2p_\sigma} (\varphi'(\sigma, p_\sigma) K_h(x_\sigma) + \varphi''(\sigma, p_\sigma) |\nabla \bar{p}_{t-\sigma}(x_\sigma)|^2)] d\sigma \end{aligned}$$

is a martingale. In particular, taking expectation at times $\tau = 0$ and $\tau = t$ and using $p_\tau = \bar{p}_{t-\tau}(x_\tau)$, yields

$$\begin{aligned} (21) \quad \varphi(0, \bar{p}_t(x)) &= \mathbb{E}^{(x,t)}[\varphi(t, \bar{p}_0(x_t))] \\ &\quad - \int_0^t \mathbb{E}^{(x,t)}[\partial_t \varphi(\sigma, p_\sigma) \\ &\quad + e^{-2p_\sigma} (\varphi'(\sigma, p_\sigma) K_h(x_\sigma) \\ &\quad + \varphi''(\sigma, p_\sigma) |\nabla \bar{p}_{t-\sigma}(x_\sigma)|^2)] d\sigma. \end{aligned}$$

There are two obvious obstructions stemming from this formula. The first one is that if $K_h(x) > 0$ for all $x \in M$, then taking $\varphi(\tau, p) = e^{2p}$, the above formula (21) implies

$$\begin{aligned} e^{2\bar{p}_t(x)} &= \mathbb{E}^{(x,t)}[e^{2\bar{p}_0(x_t)}] - 2 \int_0^t \mathbb{E}^{(x,t)}[K_h(x_\sigma) + 2|\nabla \bar{p}_{t-\sigma}(x_\sigma)|^2] d\sigma \\ &\leq \mathbb{E}^{(x,t)}[e^{2\bar{p}_0(x_t)}] - 2 \int_0^t \mathbb{E}^{(x,t)}[K_h(x_\sigma)] d\sigma \end{aligned}$$

and thus, upon denoting the uniform norm by $|\cdot|_u$ and taking $K_0 = \inf_{x \in M} K_h(x)$,

$$e^{2\bar{p}_t(x)} \leq e^{2|\bar{p}_0|_u} - 2tK_0.$$

As this is true for any $t \in [0, T]$, the extinction time of the Ricci flow is finite and is certainly at most $e^{2|\bar{p}_0|_u}/(2K_0)$. Therefore, in the case of positive curvature the flow develops singularities in finite time.

On the other hand, if the curvature is negative ($K_h < 0$ on M), then there are some constants $C_1, C_2 > 0$ such that

$$\bar{p}_t(x) \geq \log(C_1 t + 1) - C_2 \quad \text{for all } x \in M \text{ and } t \geq 0.$$

To see this, take $K_0 = \inf_{x \in M} -K_h(x) > 0$, thus $K_h(x) \leq -K_0 < 0$ and then consider $\varphi(\tau, p) = p$ in (21) to deduce that

$$\bar{p}_t(x) = \mathbb{E}^{(x,t)}[\bar{p}_0(x_t)] - \int_0^t \mathbb{E}^{(x,t)}[e^{-2p_\sigma} K_h(x_\sigma)] d\sigma \geq \inf_{x \in M} \bar{p}_0$$

which means that $\bar{p}_t(x)$ is bounded below uniformly in $t \geq 0$ and $x \in M$. Now consider the test function $\varphi(\tau, p) = \exp(\alpha(t - \tau - \frac{1}{2K_0}e^{2p}))$. Since $\bar{p}_t(x)$ is bounded below, this implies that for large enough α , $\varphi''(\sigma, p_\sigma) \geq 0$. On

the other hand, $\partial_\tau \varphi(\sigma, p) - K_0 e^{-2p} \varphi'(\sigma, p) = 0$, and this combined with the preceding and the fact that φ' is negative leads to

$$\varphi(0, \bar{p}_t(x)) \leq \mathbb{E}^{t,x}[\varphi(t, \bar{p}_0(x_t))] \leq 1,$$

which means that $\bar{p}_t(x) \geq \frac{1}{2} \log(2K_0 t)$ for any $t > 0$ for which \bar{p}_t exists. In particular, this shows that either the flow ceases to exist after a finite time, or, if it does exist for all times, $\bar{p}_t(x)$ goes to infinity uniformly over $x \in M$. The moral is that we cannot expect the Ricci flow to converge as the time approaches either the extinction time or infinity.

For the flat case, since the curvature is 0, the normalized and the unnormalized Ricci flows are the same, and thus we will treat this case as the normalized Ricci flow.

REMARK 3. The blow up in the negative case does not take place in finite time but this requires more arguments which we do not provide here.

5. Time-dependent a priori bounds for Ricci flow. We now turn our attention to using the stochastic target representation for the normalized Ricci flow to derive (more accurately, of course, to re-derive) geometric facts about the flow. We will always work with the case where the reference metric h has constant curvature. By uniformization, this is no loss of generality, and it simplifies the analysis considerably. After a preliminary rescaling, we can assume that this constant curvature is either 1, 0, or -1 . Further, we can rescale the initial metric g_0 so that it has the same area as h . Thus, without loss of generality, we are in one of three cases (by the Gauss–Bonnet theorem). First, if the Euler characteristic of M is positive, we have that $K_h \equiv r \equiv 1$. If the Euler characteristic of M is zero, we have that $K_h \equiv r \equiv 0$. Finally, when the Euler characteristic of M is negative we have that $K_h \equiv r \equiv -1$. The bounds we have in mind are similar in all three cases, although the differences in sign of K_h result in important differences.

We call these bounds “a priori” because they do not depend on the structure of the reachable set. We elaborate on this after Theorem 6.

We have one more comment about notations before we begin. Because we will be concerned with the normalized Ricci flow for the rest of the paper, we drop the “n” superscripts. Thus, for instance, we let \bar{p}_t denote a solution to the normalized Ricci flow, unless otherwise indicated.

The interesting feature of choosing h to be a metric of constant curvature is that the drift of the SDE satisfied by p_τ does not depend on x_τ (although the target always does, except in trivial cases). In particular, we have the following three cases:

$$r = 1: \quad dp_\tau = e^{-p_\tau} \left[\sum_{i=1}^2 a_i \sqrt{2} dW_\tau^i \right] + (e^{-2p_\tau} - 1) d\tau,$$

$$\begin{aligned}
(22) \quad r = 0: \quad dp_\tau &= e^{-p_\tau} \left[\sum_{i=1}^2 a_i \sqrt{2} dW_\tau^i \right], \\
r = -1: \quad dp_\tau &= e^{-p_\tau} \left[\sum_{i=1}^2 a_i \sqrt{2} dW_\tau^i \right] + (1 - e^{-2p_\tau}) d\tau.
\end{aligned}$$

In general, the stochastic target problem for the normalized Ricci flow (and also the Ricci flow itself) gives an equation of the form

$$(23) \quad dp_\tau = e^{-p_\tau} \left[\sum_{i=1}^2 a_i dW_\tau^i \right] + U_\tau(p_\tau) d\tau,$$

where the controls a_i , $i = 1, 2$ are bounded and chosen such that p_t is almost surely on M_0 , the section corresponding to \bar{p}_0 in the bundle $M \times \mathbb{R}$. In the case at hand, we assume that $U_\tau(p)$ is a function $U: [0, t] \times \mathbb{R} \rightarrow \mathbb{R}$ which is uniformly locally Lipschitz in the second variable, that is, for any $L > 0$ there is a constant C_L with $|U_\tau(p) - U_\tau(q)| \leq C_L |p - q|$ for all $\tau \in [0, t]$ and $p, q \in [-L, L]$.

The basic point is that there are natural barriers for p_τ given in terms of equation (23) where the martingale part is set to be equal to 0. To be precise, we define a barrier as a solution q_τ to the ODE

$$(24) \quad dq_\tau = U_\tau(q_\tau) d\tau.$$

In this framework, we have a general result as follows.

LEMMA 5. *Assume that p_τ and q_τ are solutions to (23) and (24), respectively, for $\tau \in [0, t]$ with U a uniformly locally Lipschitz function in the second variable on $[0, t] \times \mathbb{R}$.*

If at any time $\tau_1 \in [0, t)$, $p_{\tau_1} < q_{\tau_1}$ with positive probability, then at any later time $\tau_2 \in (\tau_1, t]$, $p_{\tau_2} < q_{\tau_2}$ with positive probability.

Similarly, if at any time $\tau_1 \in [0, t)$, $p_{\tau_1} > q_{\tau_1}$ with positive probability, then at any later time $\tau_2 \in (\tau_1, t]$, $p_{\tau_2} > q_{\tau_2}$ with positive probability.

PROOF. The proof is a basic application of stopping time and Gronwall-type argument. We will prove only the first part, the second one being similar.

So, assume that $q_{\tau_1} > p_{\tau_1}$ with positive probability and, therefore, that we can choose a constant $L > 0$ such that $L \geq q_{\tau_1} - p_{\tau_1} > 1/L$ with positive probability. We further take L large enough so that $|q_\tau| \leq L$ for all $\tau \in [0, t]$.

Now, for any smooth function $\eta: \mathbb{R} \rightarrow \mathbb{R}$, we have

$$\eta(q_\tau - p_\tau) = \eta(q_{\tau_1} - p_{\tau_1}) + M_\tau$$

$$(25) \quad + \int_{\tau_1}^{\tau} (e^{-2p_s} \eta''(q_s - p_s)(a_1^2(s) + a_2^2(s)) \\ + \eta'(q_s - p_s)(U_s(q_s) - U_s(p_s))) ds,$$

where M_τ is a martingale with $M(\tau_1) = 0$. Further, we choose the function $\eta(\xi)$ such that it is nondecreasing, equal to 0 for $\xi \leq 0$, equal to 1 for $\xi \geq 2L$ and $\eta(\xi) = \xi^2$ for small $\xi \geq 0$.

Next, we define the stopping time $\sigma = \inf\{u \geq \tau_1 : p_u \geq q_u\} \wedge t$. With this setup, we will denote for simplicity $\eta_\tau = \eta(q_\tau - p_\tau)$, $\eta'_\tau = \eta'(q_\tau - p_\tau)$ and $\eta''_\tau = \eta''(q_\tau - p_\tau)$. Furthermore, from (25),

$$(26) \quad \mathbb{E}[\eta_{\tau \wedge \sigma}] = \mathbb{E}[\eta_{\tau_1}] \\ + \int_0^\tau \mathbb{E}[\mathbb{1}_{[\tau_1, \sigma]}(s)(e^{-2p_s} \eta''_s(a_1^2(s) + a_2^2(s)) \\ + \eta'_s(U_s(q_s) - U_s(p_s)))] ds.$$

Since q_s remains bounded on $[\tau_1, \tau_2]$ and η' has compact support, combined with the property that U_τ is uniformly Lipschitz in the second variable on compact intervals, we can find a constant $C > 0$, such that

$$\eta'_s(U_s(q_s) - U_s(p_s)) \geq -C\eta'_s(q_s - p_s).$$

This, the choice of our function η , the fact that the controls a_i , $i = 1, 2$ are bounded, and that q_s is bounded, yield, in the first place, that $e^{-2p_s} \eta''_s$ is bounded, and also that for some constant $C > 0$,

$$(27) \quad (e^{-2p_s} \eta''_s(a_1^2(s) + a_2^2(s)) + \eta'_s(U_s(q_s) - U_s(p_s))) \geq -C\eta_s.$$

To check this, one can reason as follows. For $q_s \leq p_s$, both sides are 0. For $\epsilon > q_s - p_s > 0$ with small ϵ , the first term is nonnegative and the second one is bounded below by $-C(q_s - p_s)^2$ which is again a constant times η_s . For $q_s - p_s > \epsilon$, the inequality follows easily as the left-hand side is bounded below by some negative constant and η_s is certainly bounded below by ϵ^2 .

The next step is similar to the passage from (17) to (18). To wit, notice that, from (26), $u(\tau) = \mathbb{E}[\eta_{\tau \wedge \sigma}]$ is a continuous and differentiable function of τ for $\tau \in [\tau_1, \tau_2]$. Combining this with (27) leads to

$$u'(\tau) \geq -C\mathbb{E}[\mathbb{1}_{[\tau_1, \sigma]}(\tau)\eta_\tau].$$

Since σ is the first time $p_s = q_s$, it follows that, $\mathbb{1}_{[\tau_1, \sigma]}(\tau)\eta_\tau = \eta_{\tau \wedge \sigma}$, consequently,

$$u'(\tau) \geq -Cu(\tau),$$

which results with

$$u(\tau)e^{C(\tau - \tau_1)} \geq u(\tau_1) > 0$$

or equivalently,

$$\mathbb{E}[\eta_{\tau \wedge \sigma}]e^{C(\tau - \tau_1)} \geq \mathbb{E}[\eta_{\tau_1}] > 0.$$

The hypothesis $q_{\tau_1} > p_{\tau_1}$ with positive probability is translated into positivity of $\mathbb{E}[\eta_{\tau_1}]$. For $\tau = \tau_2$ we obtain $\mathbb{E}[\eta_{\tau_2 \wedge \sigma}] = \mathbb{E}[\eta_{\tau_2}, \sigma > \tau_2] > 0$ and, therefore, we conclude that $\{\sigma > \tau_2\}$ has positive probability; stated otherwise, the probability that $q_{\tau_2} > p_{\tau_2}$ is positive.

One technical word is in place here. Namely, the definition from (23) is in the sense of local martingales, but during the proof we look at $\eta(q_\tau - p_\tau)$ and this is actually a semi-martingale in the sense that is a sum of martingale and a bounded variation process, not merely a sum of a local martingale and a locally bounded variation. This is indeed due to the boundedness and continuity of the quantities involved, namely $e^{-p_s}\eta'_s$, $e^{-2p_s}\eta''_s$ and the controls a_i , $i = 1, 2$. \square

Next, we solve equation (24) for each of the three cases described in equation (22) (this is straightforward, as the resulting ODEs are separable). For ease of reference, we will label the resulting equations as $B_c^K(\tau)$ with super- and sub-scripts indicating relevant parameters. In the case $r = 1$, we have that

$$B_c^1(\tau) = \frac{1}{2} \log(1 - ce^{-2\tau}) \quad \text{for some constant } c \in (-\infty, 1).$$

The choice of c allows any initial condition. Note that $c = 0$ gives the constant solution $B_0^1(\tau) \equiv 0$. For any c , as $\tau \rightarrow \infty$, we see that $B_c^1(\tau) \rightarrow 0$. The case $r = 0$ gives

$$B_c^0(\tau) = c \quad \text{for some constant } c \in \mathbb{R}.$$

Obviously, the choice of c allows any initial condition. (This is perhaps a bit pedantic, but we include it for the sake of completeness.) Finally, $r = -1$ gives

$$B_c^{-1}(\tau) = \frac{1}{2} \log(1 - ce^{2\tau}) \quad \text{for some constant } c \in (-\infty, 1).$$

Again, the choice of c allows any initial condition, and $c = 0$ gives the constant solution $B_c^{-1}(\tau) \equiv 0$. This time, though, if $c \neq 0$, then the solution heads to $\pm\infty$ as τ increases (in finite time for negative initial condition, and as $\tau \rightarrow \infty$ for positive initial condition).

Continuing, we want to use the previous lemma and a judicious choice of the parameter c to bound the reachable set at time t . Recall that \bar{p}_0 gives the initial metric g_0 and serves as the target in the target problem [and which as a section we write as $\Gamma(0)$]. The assumption that g_0 and h have the same area implies that $\max_{x \in M} \bar{p}_0(x) = \alpha \geq 0$ and that $\min_{x \in M} \bar{p}_0(x) = \beta \leq 0$. Further, if either α or β is zero then both are, meaning that $\bar{p}_0 \equiv 0$ and g_0 is just h .

The logic of the proof of the following theorem explains why solutions q_τ of equation (24) are called barriers, in this context.

THEOREM 6. *Consider the target problem (for the normalized Ricci flow) where h corresponds to one of the three constant curvature cases as discussed above (and with α and β as just described). For any $t \geq 0$, we have that*

$$\sup_{(x,p) \in V(t)} p \leq \begin{cases} \frac{1}{2} \log(1 - e^{-2t}(1 - e^{2\alpha})), & \text{if } r = -1, \\ \alpha, & \text{if } r = 0, \\ \frac{1}{2} \log(1 - e^{2t}(1 - e^{2\alpha})), & \text{if } r = 1, \end{cases}$$

and

$$\inf_{(x,p) \in V(t)} p \geq \begin{cases} \frac{1}{2} \log(1 - e^{-2t}(1 - e^{2\beta})), & \text{if } r = -1, \\ \beta, & \text{if } r = 0, \\ \frac{1}{2} \log(1 - e^{2t}(1 - e^{2\beta})), & \text{if } r = 1 \text{ and } t < -\frac{1}{2} \log(1 - e^{2\beta}). \end{cases}$$

[If $\beta = 0$, we set $-\frac{1}{2} \log(1 - e^{2\beta}) = \infty$.]

PROOF. We start with the upper bound in the $r = -1$ case. We consider some fixed but arbitrary $t \geq 0$. Let $c' = e^{-2t}(1 - e^{2\alpha})$. Then

$$B_{c'}^{-1}(t) = \alpha \quad \text{and} \quad B_{c'}^{-1}(0) = \frac{1}{2} \log(1 - e^{-2t}(1 - e^{2\alpha})).$$

Thus, by the previous lemma, if we start from a point (x_0, \bar{p}_0) with $\bar{p}_0 > B_{c'}^{-1}(0)$, we have that $p_t > B_{c'}^{-1}(t) = \alpha$ with positive probability (for any controls). By the definition of α , this means that p_t is not in the target with positive probability. Since this holds for any controls, it follows that (x_0, \bar{p}_0) is not in the reachable set at time t , which we recall we denote $V(t)$. This implies the upper bound on $\sup_{(x,p) \in V(t)} p$ given in the theorem.

For the lower bound in the $r = -1$ case, consider $c' = e^{-2t}(1 - e^{2\beta})$. Then

$$B_{c'}^{-1}(t) = \beta \quad \text{and} \quad B_{c'}^{-1}(0) = \frac{1}{2} \log(1 - e^{-2t}(1 - e^{2\beta})).$$

Analogously to the argument for the upper bound, the previous lemma implies that no point (x_0, \bar{p}_0) with $\bar{p}_0 < B_{c'}^{-1}(0)$ can be in $V(t)$. This implies the desired lower bound.

For the $r = 0$ case, analogous arguments apply, using $c' = \alpha$ for the upper bound and $c' = \beta$ for the lower bound.

Finally, we consider the $r = 1$ case. The upper bound is proven just as in the $K = -1$ case, using $c' = e^{2t}(1 - e^{2\alpha})$. The proof of the lower bound is similar, except that if $t \geq -\frac{1}{2} \log(1 - e^{2\beta})$, we have that $B_c^1(t) > \beta$ for any choice of $c \in (-\infty, 1)$. Thus, these arguments do not produce any lower bound for $\inf_{(x,p) \in V(t)} p$ in this case. On the other hand, if $t < -\frac{1}{2} \log(1 - e^{2\beta})$, we can let $c' = e^{2t}(1 - e^{2\beta})$ and argue just as before. \square

In light of the verification theorem, these conclusions can be restated in terms of \bar{p}_t . Namely, we can replace $\sup_{(x,p) \in V(t)} p$ in the above theorem with

$\max_{x \in M} \bar{p}_t(x)$ and $\inf_{(x,p) \in V(t)} p$ with $\min_{x \in M} \bar{p}_t(x)$. Nonetheless, there is a reason to state the theorem as above. Suppose we consider the same target problem (or problems, since there are three cases), except that now we allow the target to be any (nonempty) closed set Γ such that $\max_{\Gamma} p = \alpha \geq 0$ and $\max_{\Gamma} p = \beta \leq 0$, rather than just a smooth section corresponding to a metric g_0 on M . Then we can still ask about the reachable set at time $t \geq 0$. Assuming that it is nonempty, the bounds in the above theorem still hold (with the same proofs). This shows that these bounds do not depend on the verification theorem and the resulting connection with PDEs, or on the structure of the reachable set, such as its smoothness or whether it is a section. (Moreover, similar methods could be employed even if α and β were not assumed to be nonnegative and nonpositive, resp.) It is this sense in which we refer to them as “a priori bounds.” Of course, it is likely that these bounds are only *interesting* in light of their connection to the Ricci flow, as given by the verification theorem.

We close this section with some easy observations about this theorem. First of all, if $\alpha = 0$, then $\sup_{(x,p) \in V(t)} p = 0$ for all $t \geq 0$, and this holds in all three cases. Similarly, if $\beta = 0$, then $\inf_{(x,p) \in V(t)} p = 0$ for all $t \geq 0$, in all three cases. Since one of α or β being zero implies that both are, we conclude that if either α or β is zero, the reachable set only contains points with $p = 0$. On the other hand, every point with $p = 0$ will clearly be in the reachable set (just let the controls be identically zero). Thus, we will have $V(t) = \{p \equiv 0\}$ for all $t \geq 0$. This corresponds to the basic fact that if g_0 is already a metric of constant curvature, then it is stationary under the normalized Ricci flow.

In the case when α and β are not zero, we see much different behavior for the cases of the three different curvatures. For $r = -1$, the bounds improve as t increases, which we will see makes this the easiest case to deal with. For $r = 0$, the bounds are constant. Finally, for $r = 1$, the bounds get worse as t increases, and the lower bound even ceases to exist in finite time. This corresponds to the well-known observation that the case of the sphere (or projective space) is the hardest case to handle for Ricci flow on compact surfaces.

REMARK 4. It is worth pointing out that the above argument from Theorem 6 is overkill in the $r = 0$ case, since then the result follows directly from the fact that p_τ is a martingale and martingales have constant expectation.

We finish this discussion with the following useful corollary which plays an important role later on.

COROLLARY 7. *For the case of $r = -1$, or equivalently, the case $\chi(M) < 0$, the solution \bar{p}_t of the normalized Ricci flow converges to 0 uniformly in the C^0 -norm exponentially fast as $t \rightarrow \infty$.*

The same arguments work in the case of unnormalized Ricci flow. We record this here as follows.

THEOREM 8. *For the unnormalized Ricci flow, as long as the stochastic target is well defined up to time t ,*

$$\sup_{(x,p) \in V(t)} p \leq \begin{cases} \frac{1}{2} \log(e^{2\alpha} + t), & \text{if } r = -1, \\ \frac{1}{2} \log(e^{2\alpha} - t), & \text{if } r = 1 \text{ and } t < e^{2\alpha} \end{cases}$$

and

$$\inf_{(x,p) \in V(t)} p \geq \begin{cases} \frac{1}{2} \log(e^{2\beta} + t), & \text{if } r = -1, \\ \frac{1}{2} \log(e^{2\beta} - t), & \text{if } r = 1 \text{ and } t < e^{2\beta}. \end{cases}$$

The only thing we should point out here is that there is a blow-up in finite time for the case of $r = 1$ and there is also a blow up in finite or infinite time for the case of $r = -1$. This recovers the blow-up results in the previous section, only this time we used uniformization.

REMARK 5. This theorem shows that for the unnormalized Ricci flow, in the negative curvature case, the flow does not blow up in finite time, at least in the C^0 topology. This is already a good indication that the solution is defined for all times and corroborated with the above theorem shows that the flow blows up at infinity. Thus, this result is probably a better result (in the case of negative constant curvature case) as the one obtained in Section 4.

6. Mirror coupling. For the remainder of the paper, we assume that we have a smooth initial metric and a smooth solution to the normalized Ricci flow for all time (which we do since the initial conditions are smooth on a compact surface). We are interested in studying the convergence to the constant curvature limit according to the stochastic framework we have been developing.

We consider the cases of zero Euler characteristic and of negative Euler characteristic, and we work relative to the underlying metric of constant curvature, as in the previous section. The positive Euler characteristic case (the sphere or projective plane) is well known to be more difficult. This is largely due to the fact that there are many constant curvature metrics in any given conformal class, so that it is not clear in advance which one will be the limiting metric under normalized Ricci flow (this is related to the issue of solitons). As a result, we do not pursue this case.

We are assuming that we have a smooth solution to the normalized Ricci flow for all time. This means that the reachable set is always a smooth

hypersurface transverse to the vertical fibers. From now on, we are only interested in the successfully controlled process, so for notational simplicity we will let (x_τ, p_τ) always denote that process [i.e., what we previously denoted $\hat{Y}_\tau = Y_\tau(\hat{A})$]. Moreover, if \bar{p} is the smooth solution, we see that $p_\tau = \bar{p}_{t-\tau}(x_\tau)$. One consequence of this is that we can generally restrict our attention to the x_τ process. In particular, if we wish to couple two copies of the successfully controlled process (so that they meet as quickly as possible), it is enough to couple the x_τ marginals, since if the processes meet on the manifold, then they also meet on the fiber. In this sense, what we are doing is equivalent to just considering Brownian motion on the underlying time-varying manifold, and so we see again that running a Brownian motion along the solution flow (and employing the stochastic techniques that apply in that situation) is subsumed by the more general construction of the stochastic target problem.

A significant part of our results on the long-time convergence of the normalized Ricci flow is based on coupling two copies of the marginal process on M , which we denote by x_τ and y_τ . Recall that x_τ will be time-changed Brownian motion on (M, h) , with the time change given by integrating $a = 2e^{-2\bar{p}}$ along the paths, and analogously for y_τ , where we let b denote the instantaneous time-dilation (this is one significant advantage to working relative to this fixed metric). Note that we have incorporated the $\sqrt{2}$ normalization factor into the time-change, so that we really do have Brownian motion with respect to h as the underlying object. This makes the stochastic analysis look a bit more standard.

We wish to implement the mirror coupling for x_τ and y_τ , where the mirror map is with respect to the fixed h metric. Viewed in this way, this is a fairly straightforward variant of the mirror coupling for two Brownian motions on a smooth (nonvarying) Riemannian manifold. We simply generalize to allow our processes to be Brownian motions up to a random but smooth (in terms of the particle's position in space-time) time-change. References for the standard (nontime changed) construction are [26] and [16], and we proceed by modifying this as necessary and by not belaboring the aspects which carry over without modification.

Note that, since we are working only in the cases of nonpositive Euler characteristic, a (and thus also b) is bounded above and below by positive constants (depending only on the initial metric) for all time, by the results of the previous section.

First, let C_M be the subset of $M \times M$ consisting of points (x, y) such that $y \in \text{Cut}(x)$ [which is equivalent to $x \in \text{Cut}(y)$], and let D_M be the diagonal subset of $M \times M$. Then let E_M be $M \times M$ minus C_M and D_M . Note that the distance function $\text{dist}(x, y)$ is smooth on E_M , and that the direction of the (unique) minimal geodesic from x to y is smooth on E_M . Let $(x, y) \in E_M$;

then the mirror map is the isometry from $T_x M$ to $T_y M$ given by reflection along the minimal geodesic connecting x and y . We see that the mirror map is smooth (on E_M , which is where it is defined). As a result, there is no problem in running the mirror coupling as long as the joint process is in E_M . That is, for one-dimensional independent Brownian motions W_τ^1 and W_τ^2 , consider the system of SDEs

$$\begin{aligned} dx_\tau &= a_\tau \left[\sum_{i=1}^2 \mathbf{e}_i(x_\tau) \circ dW_\tau^i \right], \\ dy_\tau &= b_\tau \left[\sum_{i=1}^2 \Psi_\tau[\mathbf{e}_i(y_\tau)] \circ dW_\tau^i \right], \end{aligned}$$

where $\Psi_\tau = \Psi(x_\tau, y_\tau) = m_{x_\tau, y_\tau} \mathbf{e}(x_\tau) \mathbf{e}(y_\tau)^{-1}$ with $m_{x, y}$ being the mirror map, namely parallel transport followed by reflection with respect to the perpendicular to the geodesic from x to y . Then the coefficients are smooth in both space and time, so the system admits a unique strong solution, up until the first time the process leaves E_M .

The point of the coupling is to get the particles to meet, so we turn our attention to this issue next. First, note that the marginals x_τ and y_τ are time-changed Brownian motions as desired, so we are coupling the right processes. The natural object of study is the distance between the particles, with respect to the fixed metric h . We denote this distance by ρ_τ . It is a (continuous, nonnegative) semi-martingale, so we derive the SDE that it satisfies by Itô's formula. This is the standard computation with the factors of a and b included, so we will be brief. For more on this, see [26], Section 6.5.

The martingale part is easily seen to be $(a + b) d\hat{W}_\tau$ for some Brownian motion \hat{W}_τ , whether we are in the $r = 0$ or $r = -1$ case. (In what follows, we use \hat{W}_τ to denote some Brownian motion, which may change from appearance to appearance, in order to more conveniently describe the SDE satisfied by a given process.) As for the drift, the only contribution comes from the second derivative of the distance with respect to the diffusions perpendicular to the geodesic from x to y , which is computed in terms of the index of the appropriate Jacobi field along the geodesic from x to y . We now summarize the computation.

Let γ be the unique minimal geodesic from x to y (parametrized by arc length), and let E be a unit vector field along γ , perpendicular to γ (this determines v uniquely up to sign, and either of choice of sign is fine). Then we want the Jacobi field $w(s)E(\gamma(s))$ where $w: [0, \rho] \rightarrow \mathbb{R}$ satisfies

$$\ddot{w} + rw = 0, \quad w(0) = a, \quad w(\rho) = b.$$

When $r \equiv 0$, the solution space to this differential equation is spanned by 1 and s . Taking the boundary conditions into account, we see that the solution

is

$$w(s) = a + \frac{b-a}{\rho}s.$$

Similarly, when $r \equiv -1$, the solution space is spanned by $\cosh s$ and $\sinh s$, and the boundary conditions give

$$w(s) = \frac{a \sinh(\rho - s) + b \sinh s}{\sinh \rho}.$$

The index of each of these Jacobi fields is given by

$$\int_{\gamma} (\dot{w}^2 - r w^2) ds = w(\rho) \dot{w}(\rho) - w(0) \dot{w}(0),$$

where the right-hand side is obtained from the left via integration by parts and the differential equation satisfied by w . Thus, for $r \equiv 0$, the index is

$$b \left(\frac{b-a}{\rho} \right) - a \left(\frac{b-a}{\rho} \right) = \frac{(a-b)^2}{\rho},$$

and for $r \equiv -1$, the index is

$$\begin{aligned} & b \left[a \sinh \rho + (b-a \cosh \rho) \frac{\cosh \rho}{\sinh \rho} \right] - a \left[\frac{b-a \cosh \rho}{\sinh \rho} \right] \\ &= (a^2 + b^2) \coth \rho - 2ab \frac{1}{\sinh \rho} \\ &= (a-b)^2 \coth \rho + 2ab \tanh \frac{\rho}{2}. \end{aligned}$$

Putting this together, we see that

$$d\rho_{\tau} = \begin{cases} (a+b) d\hat{W}_{\tau} + \frac{1}{2} \left[\frac{(a-b)^2}{\rho} \right] d\tau, & \text{for } r = 0, \\ (a+b) d\hat{W}_{\tau} + \frac{1}{2} \left[(a-b)^2 \coth \rho + 2ab \tanh \frac{\rho}{2} \right] d\tau, & \text{for } r = -1. \end{cases}$$

As mentioned, this holds until the first exit time from E_M . Following the reasoning in [26], Section 6.6, one can show that $\hat{W}_{\tau} = -\sum_{i=1}^2 \langle \mathbf{e}_i(x_{\tau}), \dot{\gamma}_{\tau}(0) \rangle dW_{\tau}^i$ where γ_{τ} is the minimal geodesic joining x_{τ} and y_{τ} starting at x_{τ} and running at unit speed.

When the particles meet, we have achieved our goal, and we can either stop the process, or allow it to continue to run as $x_{\tau} = y_{\tau}$. Either way, there is no problem caused by the process hitting the diagonal. On the other hand, we do need to find a way to continue the process past the first hitting time of the cut locus. Showing that this is possible constitutes the content of the remaining of this section.

THEOREM 9. *Let $M = (M, h)$ be a compact surface of constant curvature 0 or -1 , and let $a = a(x, \tau)$ and $b = b(y, \tau)$ be as above. Then there exists a process (x_τ, y_τ) on $M \times M$, started from any $(x_0, y_0) \notin D_M$ and run until the first time of hitting D_M , such that:*

- (1) *The marginals x_τ and y_τ are time-changed Brownian motions, with times changes given by a and b , respectively.*
- (2) *The distance (relative to h) between x_τ and y_τ , denoted ρ_τ , satisfies the SDE*

$$(28) \quad d\rho_\tau = \begin{cases} (a+b) d\hat{W}_\tau + \frac{1}{2} \left[\frac{(a-b)^2}{\rho} \right] d\tau - L_\tau, & \text{for } r \equiv 0, \\ (a+b) d\hat{W}_\tau + \frac{1}{2} \left[(a-b)^2 \coth \rho + 2ab \tanh \frac{\rho}{2} \right] d\tau - L_\tau, & \text{for } r \equiv -1, \end{cases}$$

where L_τ is a nondecreasing process which increases only when $(x_\tau, y_\tau) \in C_M$ [and the set of τ for which $(x_\tau, y_\tau) \in C_M$ has measure zero almost surely].

PROOF. As mentioned, the only issue is extending the construction mentioned above past the first hitting time of C_M . As usual, we proceed by approximation.

Choose small, positive δ . Until y_τ is within distance δ of $\text{Cut}(x_\tau)$, we run the mirror coupling as above. When y_τ hits distance δ from $\text{Cut}(x_\tau)$, at time τ_1 , we start to run x_τ and y_τ as independent (time-changed) Brownian motions. This continues until y_τ is distance 2δ from $\text{Cut}(x_\tau)$, at time τ_2 , when we again run them under the mirror coupling. We continue this procedure, so that we have a joint process $(x_\tau^\delta, y_\tau^\delta)$ which evolves under the mirror coupling on intervals of time $[\tau_{2n}^\delta, \tau_{2n+1}^\delta)$ and as independent processes on intervals of time $[\tau_{2n-1}^\delta, \tau_{2n}^\delta)$, for nonnegative integers n , where the τ_m are the alternating hitting times of the δ and 2δ level sets of the distance from y_τ to $\text{Cut}(x_\tau)$. [This is less symmetric than switching when the joint process is distance δ or 2δ from C_M , in the product metric on $M \times M$, but it is more convenient to compute with and works in essentially the same way. In particular, the condition $\text{dist}(y_\tau, \text{Cut}(x_\tau)) < \delta$ determines an open neighborhood of C_M in $M \times M$, and these neighborhoods converge to C_M as $\delta \rightarrow 0$.]

It is clear that x_τ^δ and y_τ^δ are time-changed Brownian motions as desired, and that the ρ_τ^δ satisfies the desired SDE when $(x_\tau^\delta, y_\tau^\delta)$ is distance more than 2δ from C_M . It is also clear that when x_τ^δ and y_τ^δ are being run independently, ρ^δ satisfies an SDE of the form

$$d\rho_\tau^\delta = u d\hat{W}_\tau + v d\tau - \hat{L}_\tau,$$

where u and v are bounded (with bound depending only on M and the bounds on a and b) and \hat{L}_τ is a nondecreasing process which increases only when $(x_\tau^\delta, y_\tau^\delta) \in C_M$ (again, see the references mentioned above).

Suppose we show that, for any $t > 0$ and any $\varepsilon > 0$, the expected amount of time on the interval $[0, t]$ that y_τ^δ spends within distance ε of $\text{Cut}(x_\tau^\delta)$ goes to zero with ε at a rate independent of δ . Then the amount of time on $[0, t]$ that y_τ^δ spends within distance 2δ of $\text{Cut}(x_\tau^\delta)$ goes to zero with δ (just let $\varepsilon = 2\delta$), and thus the amount of time the particles spend being run independently goes to zero almost surely as $\delta \searrow 0$. (The point is that the total amount of time spent in the union of all intervals of the form $[\tau_{2n-1}^\delta, \tau_{2n}^\delta) \cap [0, t]$ goes to zero uniformly, even though the number of such intervals that are nonempty might increase without bound as δ goes to zero.) So letting δ go to zero, we know there is at least one subsequence along which the process $(x_\tau^\delta, y_\tau^\delta)$ converges to a limiting process (x_τ, y_τ) (by compactness). That this limiting process satisfies the first property in the theorem is immediate, since x_τ^δ and y_τ^δ do for all $\delta > 0$. For the second property, note that the contributions from the $u d\tilde{W}_\tau$ term and the $v d\tau$ term go to zero by the boundedness of u and v and the fact that the expected length of time over which these terms are integrated goes to zero. It follows that the martingale part and the “regular” part of the drift come entirely from the SDE for ρ induced by the (mirror) coupling, and that the time spent at C_M [equivalently, the time spent with $y_\tau \in \text{Cut}(x_\tau)$] has measure zero. Finally, the \hat{L}_τ contribution converges to a term L_τ as indicated.

Thus, to complete the proof, we need only show that the expected amount of time on the interval $[0, t]$ that y_τ^δ spends within distance ε of $\text{Cut}(x_\tau^\delta)$ goes to zero with ε at a rate independent of δ . Here, we will take advantage of the specific geometry with which we are dealing much more so than in the general approximation procedure just described. Because the argument is somewhat lengthy, we divide it into four steps. Moreover, at the end of the first step, we highlight as a “key fact” the most important aspect of the geometry for our purposes.

Step 1. Here, we describe the structure of the cut locus, which is also summarized in Figure 1 below.

In particular, note that, because we deal with surfaces of nonpositive curvature, there are no conjugate geodesics, and a point z is in $\text{Cut}(x)$ exactly when there is more than one minimal geodesic from x to z . In this case, there are necessarily only finitely many such geodesics, and the exponential map at x is a local diffeomorphism near (the tangent vector corresponding to) each of these geodesics.

More concretely, if we let \tilde{M} be the universal cover of M (with the metric induced by M) and we let \tilde{x} denote a distinguished lift of x to \tilde{M} , then all

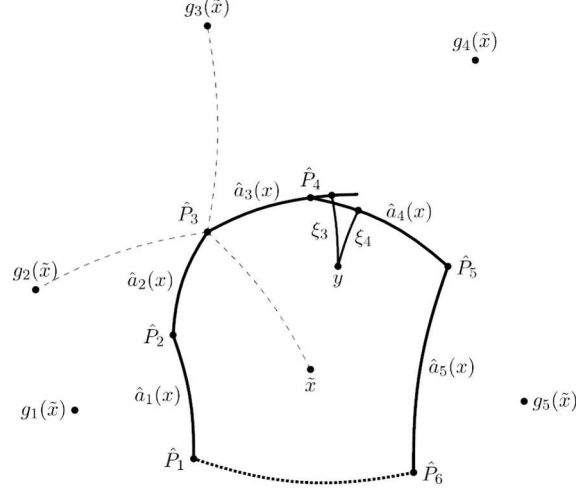


FIG. 1. The fundamental domain for a negatively curved surface as a subset of the universal cover, which is the hyperbolic plane. The pre-image of x on the universal cover is $\{\tilde{x}, g_1(\tilde{x}), g_2(\tilde{x}), \dots\}$, with g_1, g_2, \dots in the Deck group. The arc $\hat{a}_i(x)$ is equidistant from \tilde{x} and $g_i(\tilde{x})$. For instance, the vertex \hat{P}_3 is equidistant to \tilde{x} , $g_2(\tilde{x})$ and $g_3(\tilde{x})$. Here, ξ_i is the distance from y to a_i , placed by the geodesic that realizes this distance. Notice that the closest point to y on $a_3(x)$ falls outside the arc $\hat{a}_3(x)$, which is one of the reasons for introducing a tubular neighborhood around each arc later in the proof.

other lifts of x can be written as $g(\tilde{x})$ for $g \in G$, the group of Deck transformations. For a complete treatment of the Deck transformation in a more general framework, see [25]. Then one can construct an open fundamental polygon P (also called a Voronoi region or Dirichlet region) around \tilde{x} by taking all points of \tilde{M} that are closer to \tilde{x} than to any other lift of x . Note that P is convex. The boundary of this fundamental polygon ∂P has each side given by (a portion of) the curve of points equidistant from \tilde{x} and $g(\tilde{x})$ for some g . Moreover, let $q: \tilde{M} \rightarrow M$ be the covering map (and local isometry) given by quotienting by the action of G . Then if z is a point on a side (but not a corner) of ∂P , γ_0 is the minimal geodesic from \tilde{x} to z , and γ_1 is the minimal geodesic from (the appropriate) $g(\tilde{x})$ to z , we see that $q(z) \in \text{Cut}(x)$ and that $q(\gamma_0)$ and $q(\gamma_1)$ are the two minimal geodesics from x to $q(z)$ (in M). Each corner of ∂P corresponds to a point z where there are at least two (but only finitely many) lifts of x , say $g_1(\tilde{x}), \dots, g_k(\tilde{x})$, such that z is equidistant from \tilde{x} and each of these other lifts, with corresponding minimal geodesics $\gamma_1, \dots, \gamma_k$, and we obtain the minimal geodesics from x to $q(z) \in \text{Cut}(x)$ as $q(\gamma_0), q(\gamma_1), \dots, q(\gamma_k)$. More globally, $q(P) = M \setminus \text{Cut}(x)$ and $q(\partial P) = \text{Cut}(x)$.

The purpose of the above is that it gives us a way to understand how $\text{Cut}(x_\tau)$ evolves as x_τ evolves. Indeed, in our situation, it would be possible

to give a fairly precise description, since we deal with surfaces of constant curvature. If $r = 0$, \tilde{M} is \mathbb{R}^2 with the Euclidean metric, and the group of Deck transformations consists of translations by a lattice, if M is orientable, and thus a torus, or is generated by such translations plus a reflection, if M is nonorientable, and hence a Klein bottle. Similarly, if $r = -1$, \tilde{M} is the hyperbolic space \mathbb{H}^2 , and the group of Deck transformations consists of a Fuchsian group, if M is orientable, or is generated by such a group plus a reflection, if M is nonorientable, and these can be realized fairly concretely using the upper half-space model of the hyperbolic plane. Nonetheless, such an argument by cases is tedious and provides more than we need here. Instead, we give a more general argument.

We choose some $\varepsilon_0 > 0$, with the intent of studying the distance to the cut locus in, roughly, an ε_0 -neighborhood of the cut locus, and we will assume ε_0 is small enough to satisfy various conditions as we go. Recall that the fundamental polygon $P(x)$ (where we now allow the possibility of making the dependence on the point x from above explicit) has a finite number of smooth sides (which we think of as closed segments by including the corners), which means that $\text{Cut}(x)$ is given by the union of a finite number of smooth (closed) arcs, which vary smoothly with x [this smooth dependence follows from the fact that \tilde{x} and all of the $g(\tilde{x})$ in \tilde{M} vary smoothly with x , and thus so do the curves of points equidistant between them]; denote these arcs by $\hat{a}_1(x), \dots, \hat{a}_K(x)$, for some positive integer K as are shown in Figure 1 below. (For clarity in the figures, we label the vertices of P by \hat{P}_i , with \hat{a}_i being the side between \hat{P}_i and \hat{P}_{i+1} , with indices understood modulo K .)

Further, we let $a_i(x)$ be a (closed) arc which smoothly extends $\hat{a}_i(x)$ some small amount (independent of x) in each direction. We can accomplish this by extending each side of the fundamental polygon a small amount past the two adjacent corners; indeed, in the constant curvature case, the $\hat{a}_i(x)$ are geodesic segments, and thus we can extend them to slightly longer geodesic segments. (This is the general case when a_i is a segment with two endpoints. It is possible for a_i to be a closed geodesic loop, in which case a_i is just \hat{a}_i .) Next, consider a tubular (open) neighborhood around $a_i(x)$ consisting of all points that lie on a geodesic perpendicular to the interior of $a_i(x)$ at distance less than ε_0 , and denote this neighborhood by $Q_i(x)$. Note that $Q_i(x)$ also varies smoothly with x . We now assume that ε_0 is small enough so that there is always only one such minimal geodesic from $a_i(x)$ to any point in $Q_i(x)$. Because $Q_i(x)$ varies smoothly, M is compact, and there are only finitely many sets $Q_i(x)$, it is indeed possible to choose such $\varepsilon_0 > 0$ for all $x \in M$ and $i \in \{1, 2, \dots, K\}$; see Figure 2. (Again for clarity in the figures, we let P_i and P_{i+1} be the endpoints of the extended arc a_i .)

Now let $\xi_i(y)$ be the distance of y from $a_i(x)$. Of course $\xi_i = \xi_i(y)$ also depends on x , through its dependence on $a_i(x)$. We see that ξ_i is Lipschitz on

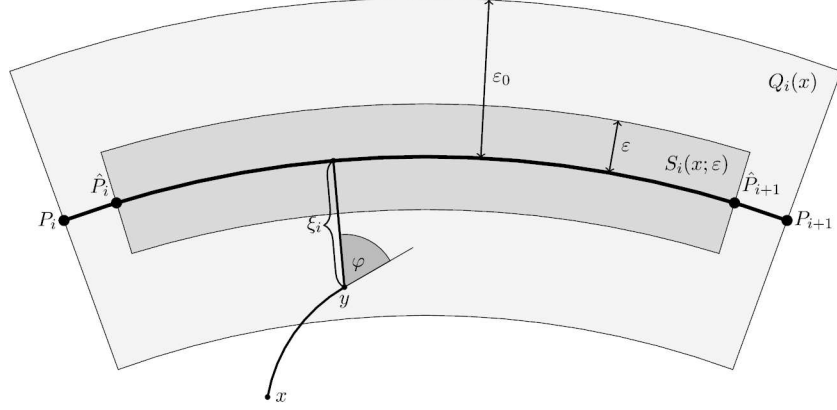


FIG. 2. The arc \hat{a}_i from Figure 1 is the arc $\hat{P}_i \hat{P}_{i+1}$ and the extension a_i described above is given by $P_i P_{i+1}$. The light gray area is $Q_i(x)$ while the darker gray area is $S_i(x; \varepsilon)$. In this picture, φ is the angle between the minimal geodesic joining x to y and the minimal geodesic from y to a_i . We will frequently think of this tubular neighborhood as lifted to the universal cover.

all of $M \times M$ (in fact, ξ_i is locally given by the minimum or maximum of a finite number of smooth functions), smooth in both x and y on $Q_i(x) \setminus a_i(x)$, and convex at $a_i(x)$ [indeed, the signed distance is smooth in a neighborhood of any point in the interior of $a_i(x)$, and ξ_i is just the absolute value of this signed distance]. We also let $S_i(x; \varepsilon)$ be the (closed) set consisting of all points that lie on a geodesic perpendicular to $\hat{a}_i(x)$ at a distance no more than ε , for any $0 < \varepsilon < \varepsilon_0/2$. See picture Figure 2 below for an illustration of the relevant elements.

Consider a point y such that $\text{dist}(y, \text{Cut}(x)) < \varepsilon_0/2$. If y is not in $\text{Cut}(x)$, then the closest point (or points) to y in $\text{Cut}(x)$ is in the interior of an $a_i(x)$. This follows from the fact that the fundamental polygon $P(x)$ is convex, and thus the closest boundary point to any interior point is in the interior of an edge (i.e., the closest point is not a corner). It follows that, for any $0 < \varepsilon < \varepsilon_0/2$ and $x \in M$,

$$\{y : \text{dist}(y, \text{Cut}(x)) \leq \varepsilon\} \subset \bigcup_{i=1}^K S_i(x; \varepsilon).$$

So, in order to control the expected amount of time on the interval $[0, t]$ that y_τ^δ spends within distance ε of $\text{Cut}(x_\tau^\delta)$, it is enough to control the expected amount of time on the interval $[0, t]$ that y_τ^δ spends in $S_i(x_\tau^\delta; \varepsilon)$, for each i .

Before we move on to the next step, we make an important point, which will be in fact the backbone of the argument, and comes from the fact that on nonpositively curved manifolds there are no conjugate points. Let φ be the angle between the minimal geodesic joining x to y and the minimal

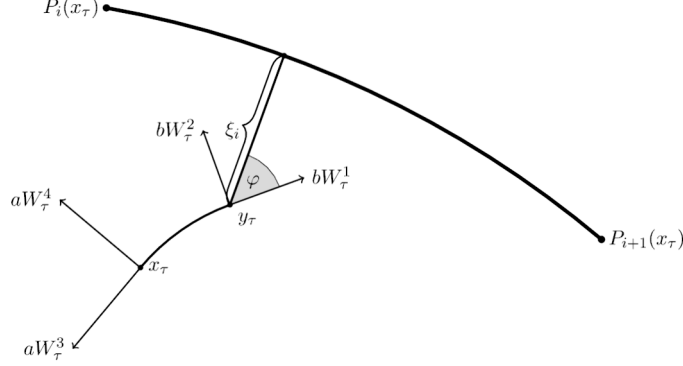


FIG. 3. This is the picture of the arc $a_i(x_\tau)$ together with the distances from y_τ to $a_i(x_\tau)$ and to x_τ . When x_τ and y_τ move independently, the 2-dimensional driving Brownian motions (W^3, W^4) and (W^1, W^2) are independent while for the mirror coupling case they are the same (i.e., $W^1 = W^3$ and $W^2 = W^4$).

geodesic from y to a_i , as shown in Figures 2 and 3. Then we claim that $|\varphi|$ is bounded away from $\pi/2$ on Q_i , with the bound depending only on M and ε_0 . To see this, first note that, any geodesic from x to a_i cannot be tangent to a_i . Indeed, this is so because in the Euclidean plane and the hyperbolic half space, the curves which are equidistant to two points are geodesics and on any manifold a geodesic curve is uniquely defined by a point and the tangent at the point. Thus, if the arcs from x to z would be tangent, this would mean that x is on the arc a_i which is a contradiction. It follows thus that any geodesic from x to a point on a_i intersects a_i transversally. Thus, if z is a point on any of the curves a_i , the angle between the geodesic arcs xz and a_i is always positive, and it varies continuously as z moves along a_i . In addition, since the fundamental polygon P_i changes continuously with x (and M is a compact manifold) we see that there is a value $\omega > 0$ which depends on the manifold M and the length of the extended arcs a_i , such that for any z on any of the a_i arcs, the angle between the geodesic arc xz and a_i belongs to $[\omega, \pi/2]$.

Next, suppose the point y approaches a point $z \in a_i$ smoothly, from $Q_i \setminus a_i$ (visually, we think of letting ξ_i go to zero in Figures 2 or 3). Then the limit of $|\varphi|$ is the angle between xz and the (“outward pointing”) normal vector to a_i at z (this follows from writing everything up to first order at z), which in turn is $\pi/2$ minus the angle between xz and a_i . Thus, the limit of $|\varphi|$ as y approaches z is bounded from above by $\pi/2 - \omega$. (As this argument makes clear, this is just a simple consequence of the transversality of geodesics that do not coincide.) Again by continuity and compactness, this implies that there is some neighborhood of a_i where the absolute value of φ is bounded from above by some constant less than $\pi/2$.

Thus, if we take ε_0 small enough and the point y moves in any of the sets Q_i , the absolute value of the angle φ introduced above is bounded away from $\pi/2$ with the bound only depending on M , the length of the extended arcs a_i , and ε_0 . Equivalently, $\cos \varphi$ is bounded from below by a positive constant under the same conditions. Because this is one of the key geometric facts underlying our argument, we highlight it separately here.

KEY FACT. There is a constant $\varphi_0 < \pi/2$ such that for small enough ε_0 , and any $y \in Q_i(x)$,

$$(29) \quad |\varphi| \leq \varphi_0 < \pi/2.$$

From now on, we assume that ε_0 is small enough so that this holds.

(We note that if we consider a high-dimensional compact manifold of nonpositive sectional curvature, the analogous fact holds relative to the hypersurface components of the cut locus. For this and related reasons, the present argument extends naturally to higher dimensions. However, if we allow positive curvature, the structure of the cut locus can change significantly, and new ideas would be required to extend this method of proving the existence of the mirror coupling.)

Step 2. Here, we study the evolution of ξ_i under the process by controlling the SDE it satisfies, both when the particles are running independently and when they are running under the mirror coupling. We also (and much more briefly) derive an SDE which governs how quickly y_τ^δ can move from the complement of $Q_i(x_\tau^\delta)$ to $S_i(x_\tau^\delta; \varepsilon_0/2)$.

Let $\xi_{i,\tau}$ be, as usual, the process $\xi_i(y_\tau^\delta) = \text{dist}(y_\tau^\delta, a_i(x_\tau^\delta))$. From the convexity properties of ξ_i and the Itô–Tanaka formula, we see that $\xi_{i,\tau}$ is a semi-martingale. Next, suppose that $y_\tau^\delta \in Q_i(x_\tau^\delta)$. There are two cases to consider, the one when the particles are running independently, and the one when they are running under the mirror coupling. Since we will be assuming either one or the other of these cases in what follows, we will drop the superscript δ 's in the notation, making it less cumbersome.

We begin with some observations that apply in either case. Referring to Figure 3, we run the processes x_τ and y_τ as indicated, without yet assuming that (W^1, W^2) and (W^3, W^4) are either independent or identical. Then, since the distance function ξ_i is smooth away from 0 and convex at 0, we can use Itô–Tanaka formula to get that

$$(30) \quad d\xi_{i,\tau} = -b \cos \varphi dW_\tau^1 - b \sin \varphi dW_\tau^2 + r_i dW_\tau^3 + s_i dW_\tau^4 + v_i d\tau + dL_i,$$

where $|r_i|, |s_i|, |v_i|$ are bounded by some constants depending only on M , ε_0 and the bounds on a and b , and where L_i is a nondecreasing process increasing only when ξ_i is 0. Notice the minus sign in the first term on the

left-hand side above equation, which is due to the fact that ξ_i decreases as y approaches a_i because the gradient of ξ_i points opposite of the minimal geodesic from y_τ to a_i . Notice also that the first two terms of the martingale part are obtained by fixing the point x and taking the derivative with respect to y , while the last two terms of the martingale part come from fixing y and taking the derivative with respect to x (in this case the arc a_i changes with x).

The martingale part of equation (30) is controlled by its quadratic variation process; equivalently, the martingale part is a time-changed (one-dimensional) Brownian motion, and thus controlled by the time change. Clearly, the precise behavior of the quadratic variation is different in our two cases (the independent case and the mirror-coupled case). But in either case, our goal now is to show that the martingale part is of the form $u_i d\hat{W}_\tau$ where \hat{W}_τ is a Brownian motion and u_i a process such that $0 < \alpha \leq u_i \leq \beta$ with α and β two constants independent of ε and δ . The purpose is that, if this is true, standard methods of stochastic analysis will allow us to estimate the amount of time that y_τ spends near $a_i(x_\tau)$, which is our overall task. In particular, the upper bound by some β already follows from equation (30), in both cases. Thus, the real work is in obtaining the lower bound, and for this we treat the two cases separately.

If the particles x_τ and y_τ evolve independently, then W^1, W^2, W^3 , and W^4 in equation (30) are independent, and thus the martingale part can be written as $\sqrt{b^2 \cos^2 \varphi + b^2 \sin^2 \varphi + r_\tau^2 + s_\tau^2} d\hat{W}_\tau = \sqrt{b^2 + r_\tau^2 + s_\tau^2} d\hat{W}_\tau$. Because b is bounded from below by a positive constant, this proves that, in the case the particles run independently, for $y_\tau \in Q_i(x_\tau)$, $\xi_{i,\tau}$ satisfies the SDE

$$d\xi_{i,\tau} = u_{I,i} d\hat{W}_\tau + v_{I,i} d\tau + dL_{I,i},$$

where $u_{I,i}$ and $|v_{I,i}|$ are bounded and $u_{I,i}$ is bounded from below by a positive constant, with all of these bounds depending only on M, ε_0 , and the bounds on a and b , and where $L_{I,i}$ is a nondecreasing process that increases only when $\xi_{i,\tau} = 0$. (Here, the subscript I is meant to denote that these are the coefficients for the SDE induced by running the particles independently.)

Now we wish to perform a similar analysis when the particles are being run under the mirror coupling. The issue now is that, in this case, the Brownian motions in equation (30) are correlated by $W_3 = W^1$ and $W_4 = W^2$. Therefore, the martingale part is of the form $\sqrt{(-b \cos \varphi + r_\tau)^2 + (-b \sin^2 \varphi + s_\tau)^2} d\hat{W}_\tau$. To show that the coefficient is bounded from below by a positive constant, it is enough to show that at least one of the squares under the square root stays bounded from below. Recall now that $|\varphi|$ is bounded away from $\pi/2$, which we noted as our “key fact” earlier and, therefore, $b \cos \varphi$ is bounded away from 0. Our strategy in what follows is to show that the term r_τ does

not spoil this property (i.e., we want to make sure that the contribution to the quadratic variation coming from moving y_τ by dW_τ^1 is not cancelled by the movement of x_τ by $dW_\tau^3 = dW_\tau^1$). More precisely, we are going to show that r_τ is actually negative and this proves that $-b \cos \varphi + r_\tau$ stays away from 0, which is enough to get the desired conclusion.

In this case, we write the evolution for $\xi_{i,\tau}$ in the form

$$(31) \quad d\xi_{i,\tau} = u_{C,i} d\hat{W}_\tau + v_{C,i} d\tau + dL_{C,i},$$

where $u_{C,i} = \sqrt{(-b \cos \varphi + r_\tau)^2 + (-b \sin^2 \varphi + s_\tau)^2}$. (Here, the subscript C denotes that the coefficients for the SDE are induced by running the particles mirror coupled.) Also, recall that the particles never run under the mirror coupling when y_τ hits $\text{Cut}(x_\tau)$ (for any δ). Thus, when considering the present case, we have that the geodesic between x_τ and y_τ along which we perform the mirror coupling evolves continuously. That is, essentially, Figure 3 evolves continuously, and in particular, the vectors along which the diffusions W^1 , W^2 , W^3 and W^4 occur and the angle φ evolves continuously.

Since the martingale part of $d\xi_{i,\tau}$ depends only on the first-order structure at a point, we see that we can consider the contribution of x_τ with y fixed and the contribution of y_τ with x fixed separately (the “complete” martingale part is just given by the sum of these two contributions). We have already seen that when x is fixed, the arc a_i is also fixed, and the contribution coming from the evolution of y_τ is $-b \cos \varphi dW_\tau^1 - b \sin \varphi dW_\tau^2$.

The other contribution to the martingale part of $d\xi_{i,\tau}$ comes from letting x_τ evolve while keeping y fixed [namely the r_i and s_i terms in equation (30)]. To provide a good picture for what follows, we put all the relevant elements in Figure 4 below. The point is that when x_τ moves, $a_i(x_\tau)$ moves as well. In order to make the exposition clearer, we will assume for the moment that $\xi_{i,\tau} \neq 0$ [and thus $\text{dist}(y, a_i(x_\tau)) > 0$], so that ξ_i is smooth in a neighborhood of the present point. We now use x to denote the starting point of x_τ , before we let it move to first order (stochastically). Thus, the closest point to y on $a_i(x)$, which we denote z , and which we now also fix, is in the interior of a_i , by the definition of Q_i . Let $d_0(\cdot, \cdot)$ denote the distance between points in a neighborhood of x to points in a neighborhood of y along geodesics which are close (in the exponential map) to the minimal geodesics from x to $\hat{a}_i(x)$ that lie on the same side of $a_i(x)$ as y . Let $d_1(\cdot, \cdot)$ denote the similar distance from points in a neighborhood of x to a points in a neighborhood of y along minimal geodesics from x to $\hat{a}_i(x)$ that lie on the opposite side of $a_i(x)$ as y . In other words, if we think about the universal cover, d_0 corresponds to minimal geodesics (in \tilde{M}) starting from a points in a neighborhood of \tilde{x} , and d_1 corresponds to minimal geodesics starting from points in a neighborhood of $g(\tilde{x})$, where g is such that $g(\tilde{x})$ is the point “on the other side” of the lift of $a_i(x)$. Both d_0 and d_1 are smooth in both arguments. We can assume z is

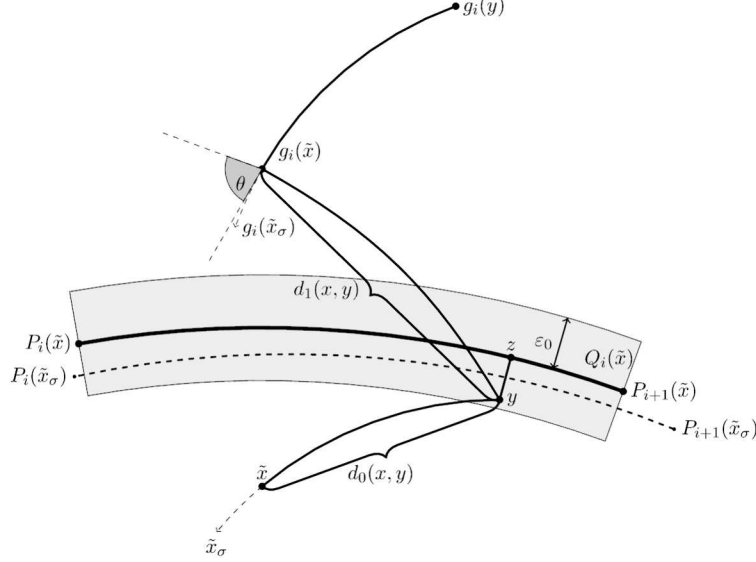


FIG. 4. Here, \tilde{x} moves away from y at unit speed along the dashed line, motion which we parametrize as \tilde{x}_σ . The distance $d_1(\tilde{x}, y)$ is obtained as the distance between $g_i(\tilde{x})$ and y (on the universal cover), and as \tilde{x} moves, $g_i(\tilde{x})$ moves along the dashed line as $g_i(\tilde{x}_\sigma)$. The derivative of $d_1(x, y)$ is thus given by $\cos(\theta)$, where θ is the angle between the arcs $g_i(\tilde{x})g_i(y)$ and $g_i(\tilde{x})y$. Notice that for small enough ε_0 and $y \in Q_i(\tilde{x})$ the angle θ is positive (and we assume that ε_0 satisfies this condition). Indeed, $g_i(y)$ cannot be on the geodesic $g_i(\tilde{x})y$ because y and $g_i(y)$ must be some distance apart (given by the shortest noncontractible loop on the manifold M). The dashed line $P_i(\tilde{x}_\sigma)P_{i+1}(\tilde{x}_\sigma)$ is the arc $a_i(\tilde{x}_\sigma)$, corresponding to moving \tilde{x} to \tilde{x}_σ .

in both neighborhoods of y , so that $d_0(x, z) = d_1(x, z)$, and moreover, $a_i(x)$ is given by the equation $d_0(x, \cdot) = d_1(x, \cdot)$ near z . Also $d_0(x, y) < d_1(x, y)$, and it is this inequality which shows “which side” of $a_i(x)$ y is on.

Now suppose x_σ moves away (it moves away because of the mirror coupling) from y along the minimal geodesic connecting them, at unit speed. (We imagine x_σ moves smoothly in order to estimate the relevant gradients, and then we use Itô’s rule to determine the stochastic analogue.) Referring to Figure 4 and (30), our next goal is to show that $r = \frac{\partial}{\partial \sigma} \xi_i(x_\sigma, y)|_{\sigma=0} \leq 0$. On one hand, we have $\frac{d}{d\sigma} d_0(x_\sigma, y) = 1$.

Now we will invoke a similar argument to the one involved in establishing the key fact. Namely, for a point z on a_i , the angle between the arc from z to $g_i(\tilde{x})$ and the arc from $g_i(z)$ to $g_i(\tilde{x})$ is not zero (this is the angle θ in Figure 4, when y allowed to go to z). To see this, we argue otherwise. If the angle were to be 0, then since both arcs are geodesic, they would overlap (said differently, one arc would be a sub-arc of the other). Further, since $d(\tilde{x}, z) = d(g_i(\tilde{x}), g_i(z))$ we would obtain that $g_i(z) = z$ (i.e., the arcs would

be identical), which is impossible since g_i is an element of the group of Deck transformations other than the identity, and thus g_i does not fix any point of the universal cover (see [25], page 70). (Note that we do not rule out the possibility that $\theta = \pi$, which can happen, but causes no trouble for the present proof.) Since θ is not zero in the limit as y approaches z , the same continuity and compactness arguments as before show that there is some neighborhood of a_i on which θ is bounded below by a positive constant.

In particular, according to the discussion above and referring to Figure 4, for ε_0 small enough, the angle θ is not 0, thus $\frac{d}{d\sigma} d_1(x_\sigma, y) = \cos \theta \leq 1 - \lambda$, for some small, positive λ . Hence, $\frac{d}{d\sigma}(d_1 - d_0)(x_\sigma, y) < -\lambda < 0$. Because $d_1 - d_0$ is smooth, if y is close enough to z , we must have that $\frac{d}{d\sigma}(d_1 - d_0)(x_\sigma, z) < 0$. Further, by compactness and continuity, we can make ε_0 small enough so that this holds whenever $y \in Q_i \setminus a_i$. The point is that as x_σ moves away from y in this way, $d_1(x_\sigma, z)$ immediately becomes smaller than $d_0(x_\sigma, z)$, putting z on the “opposite side” of $a_i(x_\sigma)$ from y . Since $a_i(x_\sigma)$ moves smoothly, this means that it immediately intersects the minimal geodesic from y to z between y and z , or in other words, that $\xi_i(x_\sigma, y)$ decreases to first order, and thus r is negative. In fact, an even softer argument gives that the distance between y and $a_i(x_\sigma)$ is smaller than ξ_i , as is obvious from Figure 4, which implies $r \leq 0$. As pointed out earlier, this is enough to conclude that $u_{C,i}$ in equation (31) is bounded from below by $b \cos \varphi$, and thus is bounded from below by a positive constant depending only on M , ε_0 , and the bounds on a and b .

To extend this to the case when we allow $\xi_{i,\tau} = 0$, which means $y_\tau \in a_i(x_\tau) \setminus \hat{a}_i(x_\tau)$ (because the process never runs under the mirror coupling on the cut locus itself), let $\tilde{\xi}_i$ be the signed distance from y_τ to a_i in some neighborhood of y_τ , as shown in Figure 5 [here we take our sign so that $\tilde{\xi}_i < 0$ when y is on the opposite side of $a_i(x)$ from x]. The reader may

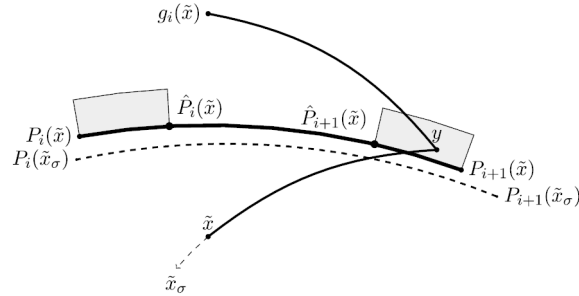


FIG. 5. The case when particle y moves in the region $\{\tilde{\xi}_i < 0\}$ [corresponding to y being on the opposite side of $a_i(x)$ from x], which is denoted by the gray boxes. Here, we see $a_i(\tilde{x}_\sigma)$ moving away from y , but this still corresponds to $\tilde{\xi}_i$ decreasing, because of our choice of sign.

ask why do we have to consider this case at all. The answer is provided in the caption of Figure 6 below and it comes from the fact that essentially the picture on the universal cover does not reflect exactly what happens in the projection. To resume, then $\tilde{\xi}_i$ is smooth on this neighborhood and, as noted above, the minimal geodesic from x_τ to y_τ is evolving continuously (so there is no problem with the definition of the mirror coupling). Then the above arguments apply to $\tilde{\xi}_i$ as well, by continuity. To be more precise, we can think about the analogue of equation (30) for the signed distance ξ . On the region where $\tilde{\xi}_i \geq 0$, the same arguments as above apply (since here $\tilde{\xi}_i = \xi_i$, and now we can include points with $\tilde{\xi}_i = 0$ because they are now smooth points). On the region where $\tilde{\xi}_i < 0$, the gradient of $\tilde{\xi}_i$ is minus the gradient of ξ_i . Thus, the first term in equation (30) is still $-b \cos \varphi dW_\tau^1$. Now the arc $a_i(\tilde{x}_\sigma)$ is moving away from y , however, because the gradient has the opposite sign, the above reasoning again shows that $r \leq 0$. This is illustrated in Figure 5, which should make the underlying geometry clear. Thus, in taking the quadratic variation, we still have that $(-b \cos \varphi + r_\tau)^2$ is bounded from below by a positive constant, which is what we wanted. Because $\xi_i = |\tilde{\xi}_i|$, we use the Itô–Tanaka formula to see that, for $y_\tau \in Q_i(x_\tau)$,

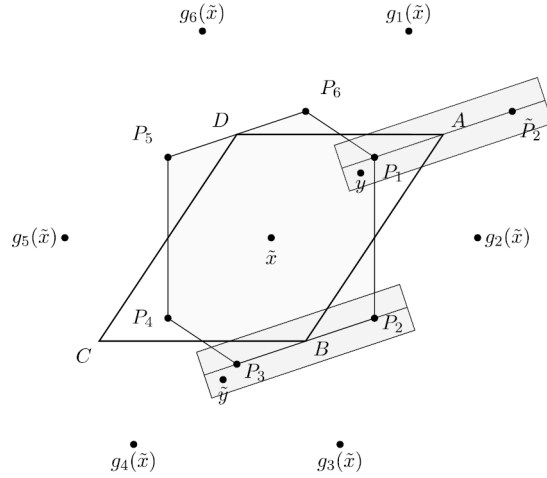


FIG. 6. This is the universal cover of a flat torus with the group of Deck transformation generated by two translations (one by the vector DA and the other one by the vector AB). The torus is obtained by gluing the edges of the parallelogram $ABCD$, however the fundamental polygon is $P_1P_2P_3P_4P_5P_6$. One of the arcs we compute the distance to is the arc P_2P_3 and its corresponding extension. The point is that because of the identification of the points down on the surface M , the two rectangles around P_2P_3 and P_1P_2 are the same. Thus, even though it seems that the point y is far away from the arc P_2P_3 , in fact it is not due to this identification with the point \tilde{y} . The point \tilde{y} viewed from the point of view of \tilde{x} is “on the other side” of the arc P_2P_3 . This explains why the case in Figure 5 has to be considered.

we have

$$(32) \quad d\xi_\tau = u_C d\hat{W}_\tau + v_C d\tau + dL_C,$$

where u_C and $|v_C|$ are bounded and u_C is bounded from below by a positive constant, with all of these bounds depending only on M , ε_0 , and the bounds on a and b , and where L_C is a nondecreasing process that increases only when $\xi_{i,\tau} = 0$ (assuming the process is being run under the mirror coupling, of course).

Now we see that the SDE satisfied by $\xi_{i,\tau}$ switches between these two possibilities, running under independence or running under the mirror coupling, at the stopping times τ_i^δ . In particular,

$$d\xi_{i,\tau} = u_i dW_\tau + v_i d\tau + dL_i \quad \text{for } y_\tau^\delta \in Q_i(x_\tau^\delta),$$

where

$$u = \begin{cases} u_{I,i}, & \text{for } \tau \in [\tau_{2n-1}^\delta, \tau_{2n}^\delta), \\ u_{C,i}, & \text{for } \tau \in [\tau_{2n}^\delta, \tau_{2n+1}^\delta) \end{cases}$$

and

$$v = \begin{cases} v_{I,i}, & \text{for } \tau \in [\tau_{2n-1}^\delta, \tau_{2n}^\delta), \\ v_{C,i}, & \text{for } \tau \in [\tau_{2n}^\delta, \tau_{2n+1}^\delta), \end{cases}$$

and where L is a nondecreasing process that increases only when $\xi_{i,\tau} = 0$. The previously discussed bounds on $u_{I,i}$, $u_{C,i}$, $v_{I,i}$ and $v_{C,i}$ imply that there exist positive constants α , β and γ , depending only on M , ε_0 , and the bounds on a and b , such that $\alpha \leq u_i \leq \beta$ and $|v_i| \leq \gamma$, for any $\delta > 0$ and any $i \in \{1, \dots, K\}$. (I.e., these bounds hold for both $u_{I,i}$ and $u_{C,i}$ and both $v_{I,i}$ and $v_{C,i}$, and thus they hold for u_i and v_i regardless of whether the process is being run under independence or under the mirror coupling, and thus they hold independent of δ . Also, because there are only finitely many i , these bounds can be made independent of i .)

Our final task, in this step, is to introduce a semi-martingale that will allow us to control how the joint process transitions from having $y_\tau \in S_i(x_\tau; \varepsilon_0/2)$ to having $y_\tau \notin Q_i(x_\tau)$. Indeed, this control is the other reason for introducing the neighborhood $Q_i(x)$. Note that $S_i(x; \varepsilon_0/2)$ and the complement of $Q_i(x)$ are a positive distance apart, for any x , so we can take η_i to be a smooth function taking values in $[0, 1]$, such that η_i is identically equal to 0 on $S_i(x; \varepsilon_0/2)$ and identically equal to 1 on the complement of $Q_i(x)$. Further, we can let η_i vary smoothly in x . As usual, we let $\eta_{i,\tau}$ be the semi-martingale arising from composing η_i with the process (x_τ, y_τ) , where the particles can be running independently or under the mirror coupling (and thus switching at the τ_n^δ for any $\delta > 0$). Then, by smoothness and compactness, we see that $\eta_{i,\tau}$ satisfies the SDE

$$d\eta_{i,\tau} = U_i dW_\tau + V_i d\tau,$$

everywhere on $M \times M$, where U_i and $|V_i|$ are bounded, with bounds depending only on M , ε_0 , and the bounds on a and b . More precisely, there are positive constants $\tilde{\beta}$ and $\tilde{\gamma}$, depending only on M , ε_0 , and the bounds on a and b , such that $0 \leq U_i \leq \tilde{\beta}$ and $|V_i| \leq \tilde{\gamma}$, for any $\delta > 0$ and any $i \in \{1, \dots, K\}$. (Because we are dealing only with coarse bounds, it seems unnecessary to consider the cases of independence and mirror coupling separately, as we did for ξ_i .)

Step 3. Here, we give the basic estimate on the amount of time spent near each piece of the cut locus; that is, the amount of time y_τ^δ spends in $S_i(x_\tau^\delta; \varepsilon)$. The argument is essentially an exercise in stochastic calculus, which uses only the bounds on the SDEs satisfied by $\xi_{i,\tau}$ and $\eta_{i,\tau}$ that we just derived.

For $0 < \varepsilon < \varepsilon_0/2$, consider the function

$$f(x) = \begin{cases} x^2, & \text{for } 0 \leq x \leq \varepsilon, \\ 2\varepsilon x - \varepsilon^2, & \text{for } x > \varepsilon. \end{cases}$$

Then f is C^1 with $|f'(x)| \leq 2\varepsilon$, and f'' exists in the weak sense.

For now, we fix some i , and just write ξ for ξ_i , Q for Q_i , etc.

We first suppose that $y_0 \in Q(x_0)$. Then the Itô–Tanaka formula shows that, at least until the first time y_τ exits $Q(x_\tau)$, $f(\xi_\tau)$ satisfies the SDE

$$(33) \quad df(\xi_\tau) = f'(\xi_\tau)u_\tau dW_\tau + f'(\xi_\tau)v_\tau d\tau + u_\tau^2 \mathbf{1}_{(-\varepsilon, \varepsilon)}(\xi_\tau) d\tau + f'(\xi_\tau) dL_\tau.$$

Notice here that $\int_0^\tau f'(x_u) dL_u$ is a nondecreasing process due to the conditions on L .

Next, consider the sequence of stopping times-defined inductively as follows:

$$\sigma_0 = 0 \quad \text{and} \quad \zeta_0 = \inf\{s \geq 0 : y_s \notin Q(x_s)\}$$

and for $n \geq 1$

$$\sigma_n = \inf\{s \geq \zeta_{n-1} : y_s \in S(x_s; \varepsilon_0/2)\} \quad \text{and} \quad \zeta_n = \inf\{s \geq \sigma_n : y_s \notin Q(x_s)\}.$$

It is clear now, from the geometry of these sets, that

$$\int_0^t \mathbf{1}_{S(x_\tau; \varepsilon)}(y_\tau) d\tau \leq \sum_{n \geq 0} \int_{\sigma_n \wedge t}^{\zeta_n \wedge t} \mathbf{1}_{(-\varepsilon, \varepsilon)}(\xi_\tau) d\tau$$

and thus

$$\mathbb{E} \left[\int_0^t \mathbf{1}_{S(x_\tau; \varepsilon)}(y_\tau) d\tau \right] \leq \sum_{n \geq 0} \mathbb{E} \left[\int_{\sigma_n \wedge t}^{\zeta_n \wedge t} \mathbf{1}_{(-\varepsilon, \varepsilon)}(\xi_\tau) d\tau \right].$$

On each time interval $[\sigma_n \wedge t, \zeta_n \wedge t]$, we use (33) combined with the fact that

$$\mathbb{E} \left[\int_{\sigma_n \wedge t}^{\zeta_n \wedge t} f'(\xi_\tau) u_\tau dW_\tau \right] = 0$$

and $|f'(x)| \leq 2\varepsilon$ to first justify that (recall that $\int f' dL_u$ is nondecreasing)

$$\begin{aligned} & \mathbb{E} \left[\int_{\sigma_n \wedge t}^{\zeta_n \wedge t} u_\tau^2 \mathbf{1}_{(-\varepsilon, \varepsilon)}(\xi_\tau) d\tau \right] + \mathbb{E} \left[\int_{t \wedge \sigma_n}^{t \wedge \zeta_n} f'(\xi_\tau) v_\tau d\tau \right] \\ & \leq \mathbb{E}[f(\xi_{t \wedge \zeta_n}) - f(\xi_{t \wedge \sigma_n})] \leq 2\varepsilon \mathbb{P}(\sigma_n < t). \end{aligned}$$

Complement this with the fact that $v_\tau f'(\xi_\tau) \geq -2\varepsilon\gamma$ and $u_\tau \geq \alpha$ to arrive at

$$\mathbb{E} \left[\int_{\sigma_n \wedge t}^{\zeta_n \wedge t} \mathbf{1}_{(-\varepsilon, \varepsilon)}(\xi_\tau) d\tau \right] \leq \frac{2\varepsilon}{\alpha^2} (\varepsilon_0 \mathbb{P}(\sigma_n < t) + \gamma E[t \wedge \zeta_n - t \wedge \sigma_n]).$$

Consequently, since $\sum_{n \geq 0} (t \wedge \zeta_n - t \wedge \sigma_n) \leq t$ this results in the main estimate

$$\mathbb{E} \left[\int_0^t \mathbf{1}_{S(x_\tau; \varepsilon)}(y_\tau) d\tau \right] \leq \frac{2\varepsilon}{\alpha^2} (\varepsilon_0 \mathbb{E}[D_t] + \gamma t),$$

where D_t is the number of “downcrossings” of y_τ from the complement of $Q(x_\tau)$ to $S(x_\tau; \varepsilon_0/2)$, inside the interval $[0, t]$. That is, D_t is supremum of n such that $\sigma_n \leq t$.

This basic estimate leaves us with the task of getting an upper bound on the number of downcrossings, as just described. First, note that $\eta_{\zeta_n} = 1$ and $\eta_{\sigma_n} = 0$, assuming these stopping times are less than or equal to t . Also, we have that

$$\begin{aligned} \mathbb{E}[\eta_{t \wedge \zeta_n} - \eta_{t \wedge \sigma_n}] &= \mathbb{E} \left[\int_{t \wedge \sigma_n}^{t \wedge \zeta_n} U_i dW_u \right] + \mathbb{E} \left[\int_{t \wedge \sigma_n}^{t \wedge \zeta_n} V_i du \right] \\ &= \mathbb{E} \left[\int_{t \wedge \sigma_n}^{t \wedge \zeta_n} V_i du \right] \\ &\leq \tilde{\gamma} \mathbb{E}[t \wedge \zeta_n - t \wedge \sigma_n], \end{aligned}$$

where we used the boundedness of U_i to see that the martingale part is actually integrable. For any $N \geq 1$, we have that

$$\sum_{n=0}^N \mathbb{E}[\eta_{t \wedge \zeta_n} - \eta_{t \wedge \sigma_n}] \leq \tilde{\gamma} \sum_{n=0}^N \mathbb{E}[t \wedge \zeta_n - t \wedge \sigma_n] \leq \tilde{\gamma} t.$$

Since we always have $0 \leq \eta_\tau \leq 1$, we let $N \rightarrow \infty$ to see that

$$-1 + \mathbb{E}[D_t] \leq \sum_{n=0}^{\infty} \mathbb{E}[\eta_{t \wedge \zeta_n} - \eta_{t \wedge \sigma_n}] \leq \tilde{\gamma} t.$$

This, in turn, implies that

$$\mathbb{E} \left[\int_0^t \mathbf{1}_{S(x_\tau; \varepsilon)}(y_\tau) d\tau \right] \leq \frac{2\varepsilon}{\alpha^2} (\varepsilon_0(1 + \tilde{\gamma}t) + \gamma t).$$

In the case, we start with $y_0 \notin Q(x_0)$, we run the process until it hits $S(x_\tau; \varepsilon_0/2)$, and once this happens use the same argument as above.

Step 4. From here, the proof is easy to complete. We just put everything together.

For any $0 < \varepsilon < \varepsilon_0/2$, the expected amount of time on the interval $[0, t]$ that y_τ^δ spends within distance ε of $\text{Cut}(x_\tau^\delta)$ satisfies

$$\begin{aligned} \mathbb{E} \left[\int_0^t \mathbf{1}_{\{\text{dist}(\cdot, \text{Cut}(x_\tau^\delta)) \leq \varepsilon\}}(y_\tau^\delta) d\tau \right] &\leq \sum_{i=1}^K \mathbb{E} \left[\int_0^t \mathbf{1}_{S_i(x_\tau^\delta; \varepsilon)}(y_\tau^\delta) d\tau \right] \\ &\leq K \frac{2\varepsilon}{\alpha^2} (\varepsilon_0(1 + \tilde{\gamma}t) + \gamma t) = C\varepsilon, \end{aligned}$$

where $C > 0$ (defined by the above equality) is a constant depending only on t, M, ε_0 , and the bounds on a and b (in particular, C does not depend on δ). As noted just before step 1, this is exactly the estimate we need to complete the proof. \square

7. Convergence of first order to constant curvature in the case $\chi(M) =$

0. Now that we have our uniqueness/verification theorem and the general coupling procedure, we begin exploring some of the consequences. As usual, for simplicity, we assume that we have a smooth solution \bar{p}_t for all time $t \geq 0$ on the manifold M . We take here a flat metric h , which is possible under the assumption that $\chi(M) = 0$.

The main result of this section is the following.

THEOREM 10. *For M, h , and \bar{p}_0 as above, suppose that we have a smooth solution \bar{p}_t to equation (9) for all $t \in [0, \infty)$. Then there exist constants, $c, C > 0$ which depend only on the metrics g_0 and h such that*

$$(34) \quad \sup_{x \in M} |\bar{p}_t(x)| \leq ce^{-Ct}.$$

PROOF. Fix a time $t > 0$, a time $s \in [0, t]$ and a point $x \in M$ so that the Ricci flow has a solution on $[0, t]$. The first thing to notice is that $p_\tau = \bar{p}_{t-\tau}(x_\tau)$ is a martingale. Thus, we have the following stochastic representation:

$$(35) \quad \bar{p}_t(x) = \mathbb{E}[\bar{p}_{t-\sigma}(x_\sigma)]$$

valid for any stopping time σ with $0 \leq \sigma \leq t$. In particular, setting $\sigma = t$ shows that $\bar{p}_t(x)$ is a weighted average of the values of \bar{p}_0 . Thus,

$$(36) \quad \min_M \bar{p}_0 \leq \min_M \bar{p}_t \leq \max_M \bar{p}_t \leq \max_M \bar{p}_0$$

for any t . The main idea for getting (34) is to prove that for some $c, C > 0$,

$$(37) \quad \text{osc } \bar{p}_t \leq ce^{-Ct}.$$

Indeed, if this is true, then combining this with the fact that the integral of $e^{2\bar{p}_t}$ with respect to the volume induced by h is 1, we deduce that there is at least one point \tilde{x} for which $\bar{p}_t(\tilde{x}) = 0$ and from here it is clear that we get (34).

We now choose any two starting points x and y for the processes x_τ and y_τ . Over each of these points, there is exactly one point $[\bar{p}_t(x)$ and $\bar{p}_t(y)]$ in the fiber which is in the reachable set Γ_t . We wish to run the controlled process starting from both $(x, \bar{p}_t(x))$ and $(y, \bar{p}_t(y))$, and couple them so that they meet as quickly as possible. Our reachable sets have the semi-group property, that is, the process (x_τ, p_τ) at time $\tau \in [0, t]$ is on $\Gamma_{t-\tau}$, and since we know that we have a solution until time t , we know that after running the controlled processes for time $\tau \leq t$ they will be on the solution section corresponding to the Ricci flow at time $t - \tau$. This means that if the particles couple on M , they couple in the total space as well, that is, $x_\tau = y_\tau$ implies that $\bar{p}_{t-\tau}(x_\tau) = \bar{p}_{t-\tau}(y_\tau)$ as well.

In light of this, if σ is the coupling time of x_σ and y_σ , the martingale property gives that

$$(38) \quad \begin{aligned} \bar{p}_t(x) - \bar{p}_t(y) &= \mathbb{E}[\bar{p}_{t-\sigma \wedge s}(x_{\sigma \wedge s})] - \mathbb{E}[\bar{p}_{t-\sigma \wedge s}(y_{\sigma \wedge s})] \\ &= \mathbb{E}[\bar{p}_{t-\sigma}(x_\sigma) - \bar{p}_{t-\sigma}(y_\sigma), \sigma \leq s] \\ &\quad + \mathbb{E}[\bar{p}_{t-s}(x_s) - \bar{p}_{t-s}(y_s), s < \sigma] \\ &= \mathbb{E}[\bar{p}_{t-s}(x_s) - \bar{p}_{t-s}(y_s), s < \sigma]. \end{aligned}$$

The outcome of this is that

$$(39) \quad \text{osc } \bar{p}_t \leq \mathbb{P}(s < \sigma) \text{osc } \bar{p}_{t-s}.$$

What remains to be controlled here is $\mathbb{P}(s < \sigma)$. While the above is true for any coupling of x_τ and y_τ , we wish to use the mirror coupling, as was introduced in the previous section. The main property of this coupling, for us, is contained in (28) which gives the equation satisfied by the distance function $\rho_\tau = d(x_\tau, y_\tau)$, namely

$$(40) \quad d\rho_\tau = (a + b) d\hat{W}_\tau + \frac{1}{2\rho_\tau} (a - b)^2 d\tau - L_\tau$$

with $a_\tau = e^{-\bar{p}_{t-\tau}(x_\tau)}$, $b_\tau = e^{-\bar{p}_{t-\tau}(y_\tau)}$ and \hat{W} being a one-dimensional Brownian motion on the time interval $[0, t]$. Obviously, the time τ runs up to σ (the hitting time of 0) or t , whichever comes first and the term L_τ is non-negative. We are interested in estimating the probability this hitting time σ occurs after time s . To this end, the first thing which will be used here is the fact that from (36) we know that a and b are all bounded from above as well from below. So we have two constants $A, B > 0$ which are depending only on \bar{p}_0 , or otherwise the starting metric g_0 , with the property that

$$(41) \quad A \leq a, \quad b \leq B.$$

To move on, we let

$$\lambda(u) = \int_0^u \frac{1}{(a_v + b_v)^2} dv$$

be the time-change making the martingale part of ρ_τ from (40) into a Brownian motion. Then with the notation $\tilde{\rho}_u = \rho_{\lambda(u)}$,

$$(42) \quad d\tilde{\rho}_u = d\tilde{W}_u + \frac{1}{2\tilde{\rho}_u} \frac{(a-b)^2}{(a+b)^2} du - d\tilde{L}_u,$$

where a and b are evaluated at time $\lambda(u)$ and the above equation is valid for $u \in [0, t \wedge \lambda^{-1}(t))$, where $\lambda^{-1}(t)$ is the first value of u corresponding to $\lambda(u) = t$. Obviously, $cu \leq \lambda(u) \leq Cu$ for some constants $c, C > 0$ and also because of (41),

$$\left| \frac{a-b}{a+b} \right| \leq \frac{B-A}{B+A} = 1 - \epsilon < 1.$$

Ignoring the L term in (42) and then using standard comparison for ordinary stochastic differential equations, we learn that the process $\tilde{\rho}$ is bounded above by a Bessel process of dimension $\delta < 2$ and starting at some value $\tilde{\rho}_0$ bounded by the diameter (with respect to the metric h) of the manifold M . Thus, invoking [22], equation (15), which gives the distribution of the hitting time $\tilde{\sigma}$ of 0 for a Bessel process of dimension $\delta < 2$ starting at $\tilde{\rho}_0$, we obtain

$$\mathbb{P}(s < \tilde{\sigma}) = \frac{1}{\Gamma(1 - \delta/2)} \int_0^{\tilde{\rho}_0^2/(2s)} y^{-\delta/2} e^{-y} dy.$$

Finally, since $cu \leq \lambda(u) \leq Cu$ and the diameter of the manifold M is finite, we arrive at

$$\mathbb{P}(s < \sigma) \leq \frac{1}{\Gamma(1 - \delta/2)} \int_0^{D/s} y^{-\delta/2} e^{-y} dy =: \Lambda(s),$$

where D is a constant which depends only on the initial metric g_0 and some geometry of the underlying metric h (more precisely the diameter of M with

respect to h). Hence, it turns out that the function Λ is determined by the metrics h and g_0 .

To summarize, from (39) and the preceding we now have that

$$\text{osc } \bar{p}_t \leq \Lambda(s) \text{osc } \bar{p}_{t-s}.$$

Using this, it is easy to get (37) as follows. For $t \in [0, 1]$, we know from (36), that $\text{osc } \bar{p}_t \leq \text{osc } \bar{p}_0$. Now for each $t \in [n, n+1]$, $n \geq 1$, using repeatedly the above inequality, we arrive at

$$\text{osc } \bar{p}_t \leq \Lambda(1)^n \text{osc } \bar{p}_{t-n} \leq \Lambda(1)^t \text{osc } \bar{p}_0 / \Lambda(1)$$

which is exactly the exponential decay of (37) since $0 < \Lambda(1) < 1$. \square

REMARK 6. It is interesting to point out that we can prove the same exponential decay as in Theorem 10 for the case of $\chi(M) < 0$ using the coupling argument. This decay is, however, already taken care of by the a priori estimates of Corollary 7. Nonetheless, this coupling argument is the one we will employ for the gradient estimates in the following section.

8. Estimates on the gradient decay of the normalized Ricci flow in the case $\chi(M) \leq 0$. We continue under the same assumptions that M is a compact surface with reference metric h of constant curvature 0 or -1 (so M has nonpositive Euler characteristic by the Gauss–Bonnet theorem) and g_0 is a smooth initial metric in the same conformal class and with the same area as h , so that the normalized Ricci flow has a smooth solution for all time which is given by \bar{p}_t . Now, \bar{p}_t converges in the C^0 -norm exponentially fast to 0 as shown in Corollary 7 for the case $\chi(M) < 0$ and Theorem 10 for the case $\chi(M) = 0$. So we have that for some constants $c, C > 0$,

$$(43) \quad \sup_{x \in M} |\bar{p}_t(x)| \leq ce^{-Ct}.$$

Let

$$G(t) = \sup_{x \in M} |\nabla \bar{p}_t(x)|.$$

The idea is to start with

$$\langle \nabla \bar{p}_t(x), \xi \rangle = \lim_{h \rightarrow 0} \frac{\bar{p}_t(\gamma_h(x)) - \bar{p}_t(x)}{h},$$

where ξ is a unit vector in the tangent space at x and $\gamma_t(x)$ is any curve started at x with initial speed ξ . Then we use the coupling to estimate $\bar{p}_t(x) - \bar{p}_t(y)$ for x and y close to one another. Due to the nonlinearity of the flow, the estimates coming from the above will still contain the gradient bounds, but in the end, letting x and y come close to one another leads to a functional inequality on $G(t)$, from which we are able to derive the desired estimate.

THEOREM 11. *If $\chi(M) \leq 0$ then $G(t)$ goes to 0 exponentially fast. As a consequence, \bar{p}_t converges to 0 exponentially fast in C^1 .*

PROOF. Pick two sufficiently close points $x, y \in M$ and some $t > 0$, and let $\rho_\tau = d(x_\tau, y_\tau)$ for $0 \leq \tau \leq t$ be the distance (measured with respect to the time independent metric h) between the processes x_τ and y_τ started at x and y , respectively. We are going to use mirror coupling for the processes x and y . Recall that the coupling equations satisfied by (x_τ, p_τ) and (y_τ, q_τ) are given by

$$\begin{aligned}
 dx_\tau &= e^{-p_\tau} \left[\sum_{i=1}^2 \epsilon_i(x_\tau) \sqrt{2} \circ dW_\tau^i \right], \\
 dy_\tau &= e^{-q_\tau} \left[\sum_{i=1}^2 \epsilon_i(y_\tau) \sqrt{2} \circ d\tilde{W}_\tau^i \right], \\
 dp_\tau &= e^{-p_\tau} \left[\sum_{i=1}^2 a_i \sqrt{2} dW_\tau^i \right] + r(e^{-2p_\tau} - 1) d\tau, \\
 dq_\tau &= e^{-q_\tau} \left[\sum_{i=1}^2 a'_i \sqrt{2} d\tilde{W}_\tau^i \right] + r(e^{-2q_\tau} - 1) d\tau,
 \end{aligned}
 \tag{44}$$

where $r = 0$ or -1 and \tilde{W} is the Brownian motion given by the mirror coupling.

We consider σ , the coupling time of x and y . From the fact that $p_\tau + r \int_0^\tau (1 - e^{-2p_u}) du$ is a martingale and $p_\tau = \bar{p}_{t-\tau}(x_\tau)$, we write

$$\bar{p}_t(x) - \bar{p}_t(y) = \mathbb{E}[p_{t \wedge \tau} - q_{t \wedge \tau}] - r \mathbb{E} \left[\int_0^{t \wedge \tau} (e^{-2p_u} - e^{-2q_u}) du \right]
 \tag{45}$$

for any stopping time τ . The useful estimates we are interested in are estimates from above of $\bar{p}_t(x) - \bar{p}_t(y)$, and this is good if we assume that $\bar{p}_t(x) - \bar{p}_t(y) > 0$. This is always possible unless \bar{p}_t is constant in which case the gradient is 0, so there is nothing to prove then. Thus, assume that $\bar{p}_t(x) - \bar{p}_t(y) > 0$ for some points x and y (which is the same as $p_0 > q_0$) and take α to be the first time u for which $p_u = q_u$. With this choice of the stopping time, for any $u \in [0, \alpha]$ we know that $p_u \geq q_u$, which thus means $e^{-2p_u} - e^{-2q_u} \leq 0$. This combined with the fact that $r \leq 0$ and the exponential decay of \bar{p}_t , implies that for any $s \in [0, t \wedge 1]$,

$$\bar{p}_t(x) - \bar{p}_t(y) \leq \mathbb{E}[p_\alpha - q_\alpha, \alpha \leq s] + \mathbb{E}[p_s - q_s, s < \alpha] \leq ce^{-Cs} \mathbb{P}(s < \alpha).$$

The point is that if σ is the first coupling time, of the processes x and y , it is obvious that $\alpha \leq \sigma$, and thus

$$\mathbb{P}(s < \alpha) \leq \mathbb{P}(s < \sigma) \quad \text{for any } s \in [0, t \wedge 1],$$

which in turn yields

$$(46) \quad \bar{p}_t(x) - \bar{p}_t(y) \leq ce^{-Ct} \mathbb{P}(s < \sigma) \quad \text{for any } s \in [0, t \wedge 1].$$

With this equation our next task becomes the estimate of $\mathbb{P}(s < \sigma)$.

From Theorem 9, we learn that the distance process ρ_τ satisfies

$$(47) \quad d\rho_\tau \leq (e^{-p_\tau} + e^{-q_\tau}) dB_t + \frac{(e^{-p_\tau} - e^{-q_\tau})^2}{2\rho_\tau} d\tau$$

in the case $r = 0$ and

$$(48) \quad \begin{aligned} d\rho_\tau &\leq (e^{-p_\tau} + e^{-q_\tau}) dB_\tau \\ &+ \frac{1}{2} \left[(e^{-p_\tau} - e^{-q_\tau})^2 \coth \rho_\tau + 2e^{-p_\tau - q_\tau} \tanh \frac{\rho_\tau}{2} \right] d\tau \end{aligned}$$

in the case $r = -1$. Here, B_t is a one-dimensional Brownian motion run in the time interval $[0, t]$.

So far, we have used this strategy of coupling in the proof of Theorem 10, in which, due to the singularity in the drift of the equations (47) and (48), we compared the distance function ρ_τ with a Bessel process. For the gradient estimates, we are going to remove the singularity based on the observation that

$$p_\tau = \bar{p}_{t-\tau}(x_\tau) \quad \text{and similarly} \quad q_\tau = \bar{p}_{t-\tau}(y_\tau).$$

The upshot of this is that the term $e^{-p_\tau} - e^{-q_\tau}$ is in fact of order ρ_τ . More precisely, due to the boundedness of \bar{p} ,

$$\begin{aligned} |e^{-p_\tau} - e^{-q_\tau}| &= |e^{-\bar{p}_{t-\tau}(x_\tau)} - e^{-\bar{p}_{t-\tau}(y_\tau)}| \leq C d(x_\tau, y_\tau) \sup_{x \in M} |\nabla \bar{p}_{t-\tau}(x)| \\ &= CG(t - \tau)\rho_\tau. \end{aligned}$$

Since $\rho_\tau \leq D$, where D is the diameter of M , it is straightforward to show that either (47) or (48) implies

$$d\rho_\tau \leq (e^{-p_\tau} + e^{-q_\tau}) dB_\tau + C(1 + G^2(t - \tau))\rho_\tau d\tau.$$

To go further from here, consider $\tilde{\rho}_\tau$ the solution to

$$d\tilde{\rho}_\tau = (e^{-p_\tau} + e^{-q_\tau}) dB_\tau + C(1 + G^2(t - \tau))\tilde{\rho}_\tau d\tau,$$

with the same initial condition $\rho_0 = d(x, y)$ as ρ_τ . Standard arguments (in fact a simple application of Gronwall's lemma) give that

$$\rho_\tau \leq \tilde{\rho}_\tau$$

which results in the fact that the first hitting time of 0 for ρ is less then or equal to the first hitting time of 0 for $\tilde{\rho}$. Now if $\tilde{\sigma}$ denotes the hitting time of 0 for the process $\tilde{\rho}_t$

$$(49) \quad \mathbb{P}(s < \sigma) \leq \mathbb{P}(s < \tilde{\sigma}) \quad \text{for all } s \in [0, t \wedge 1].$$

Therefore, the task now is to estimate the latter, and to do this we solve for $\tilde{\rho}$ as

$$\tilde{\rho}_\tau = \left(\rho_0 + \int_0^\tau (e^{-p_v} + e^{-q_v}) e^{-\int_0^v f(z) dz} dB_v \right) e^{\int_0^\tau f(z) dz}$$

with the notation $f(\tau) = C(1 + G^2(t - \tau))$, for $0 \leq \tau \leq t$. Consequently, the first hitting time of 0 for $\tilde{\rho}$ is the first hitting time of $-\rho_0$ for the time-changed Brownian motion $\int_0^\tau (e^{-p_v} + e^{-q_v}) e^{-\int_0^v f(z) dz} dB_v$. In law, this is the same as the first hitting time of $-\rho_0$ of $B_{c(\tau)}$, with the time change

$$c(\tau) = \int_0^\tau (e^{-p_v} + e^{-q_v})^2 e^{-2 \int_0^v f(z) dz} dv.$$

Once again using the boundedness of \bar{p} , we can find a constant $C > 0$ such that

$$c(\tau) \geq \tilde{c}(\tau) := C \int_0^\tau e^{-2 \int_0^v f(z) dz} dv \quad \text{for } \tau \in [0, t].$$

Now, if $\sigma_{-\rho_0}$ is the first hitting time of $-\rho_0$ for the Brownian motion, then the hitting time of $-\rho_0$ for $B_{c(\tau)}$ is given by $c^{-1}(\sigma_{-\rho_0} \wedge c(t))$. This combined with (49) yields that

$$\begin{aligned} \mathbb{P}(s < t \wedge \tilde{\sigma}) &= \mathbb{P}(s < c^{-1}(\sigma_{-\rho_0} \wedge c(t))) \leq \mathbb{P}(c(s) \leq \sigma_{-\rho_0}) \\ (50) \quad &\leq \mathbb{P}(\tilde{c}(s) < \sigma_{-\rho_0}). \end{aligned}$$

The distribution of $\sigma_{-\rho_0}$ is actually well understood (see, e.g., the remark after [41], Proposition 3.7 of Chapter II), and its density is given by $\frac{\rho_0}{\sqrt{2\pi x^3}} e^{-\rho_0^2/(2x)}$ on the positive axis, which results with

$$\mathbb{P}(\tilde{c}(s) < \sigma_{-\rho_0}) = \int_{\tilde{c}(s)}^\infty \frac{\rho_0}{\sqrt{2\pi x^3}} e^{-\rho_0^2/(2x)} dx = \frac{2}{\sqrt{2\pi}} \int_0^{\rho_0/\sqrt{\tilde{c}(s)}} e^{-\tau^2/2} d\tau.$$

Going back to (46) and using the preceding, we conclude that for $s \in [0, t]$,

$$\bar{p}_t(x) - \bar{p}_t(y) \leq ce^{-C(t-s)} \int_0^{\rho_0/\sqrt{\tilde{c}(s)}} e^{-\tau^2/2} d\tau,$$

from which, using the fact that $d(x, y) = \rho_0$ and letting ρ_0 go to 0, we fairly easily deduce that

$$G(t) \leq c \frac{e^{-Ct}}{\sqrt{\tilde{c}(s)}},$$

which we rearrange as

$$A(t) \int_0^s e^{-\int_0^\tau A(t-u) du} d\tau \leq ce^{-Ct}$$

for all $s \in [0, t \wedge 1]$ with $A(\tau) = CG^2(\tau)$.

From here, the exponential decay of $A(t)$ is taken care of by the following lemma. \square

LEMMA 12. *Suppose $A: [0, \infty) \rightarrow [0, \infty)$ is a continuous function with the property that for some constants $c, C > 0$,*

$$(51) \quad A(t) \int_0^s e^{-\int_0^\tau A(t-u) du} d\tau \leq ce^{-Ct} \quad \text{for all } s \in [0, t \wedge 1].$$

Then there are constants $k, K > 0$ such that

$$A(t) \leq Ke^{-kt} \quad \text{for all } t > 0.$$

PROOF. For each $n \geq 1$, let

$$m_n = \sup_{t \in [n, n+1]} A(t) \quad \text{and} \quad M_n = \sup_{t \in [n-1, n+1]} A(t).$$

Notice that the exponential decay we are looking for is actually equivalent to $m_n \leq Ke^{-kn}$ for large enough n .

Now, for $t \in [n, n+1]$ and $s \in [0, 1]$, we have $t-s \in [n-1, n+1]$ and, therefore, $-A(t-u) \geq -M_n$, which combined with (51) yields, for t near the supremum of $A(t)$ on $[n, n+1]$, and eventually another constant $c > 0$

$$m_n \int_0^1 e^{-\tau M_n} d\tau = m_n \frac{1 - e^{-M_n}}{M_n} \leq e^{-cn} \quad \text{for all large } n,$$

which in turn gives

$$(**) \quad m_n \leq \frac{M_n}{1 - e^{-M_n}} e^{-cn}.$$

Now, for each particular n , we have one of the following two alternatives:

(1) $M_n \leq e^{-cn/2}$, in which case it is clear that

$$(\#) \quad m_n \leq e^{-cn/2}.$$

(2) $M_n > e^{-cn/2}$, and in this case $1 - e^{-M_n} > 1 - e^{-e^{-cn/2}} > \frac{1}{2}e^{-nc/2}$ for large enough n , say $n \geq n_0$. From (**), it follows that $m_n \leq 2M_n e^{-cn/2} \leq M_n e^{-c/2}$ for all n large enough, say $n \geq n_1$. This inequality implies that

$$(\#\#) \quad m_n \leq m_{n-1} e^{-c/2} \quad \text{for all } n \geq n_1.$$

Indeed if the supremum of $A(t)$ on the interval $[n-1, n+1]$ is the same as the supremum on $[n, n+1]$, then $M_n = m_n$ and this in turn implies $M_n = 0$, in particular we trivially have $(\#\#)$. If the supremum of $A(t)$ on $[n-1, n+1]$ is the same as the supremum on $[n-1, n]$, this gives $M_n = m_{n-1}$ and then $(**)$ gives $(\#\#)$.

Using these two alternatives we argue as follows. Assume that there is a large enough n_2 such that $m_{n_2} \leq e^{-cn_2/2}$. Then an easy induction using the two alternatives above give that $m_n \leq e^{-cn/2}$ for all $n \geq n_2$. If there is no such n_2 , this means that for all $n \geq n_1$ we clearly have the second alternative and in this case $m_n \leq m_{n_1} e^{-(n-n_1)c/2}$. In both cases, we obtain the exponential decay we were looking for.

An alternative proof can be given as follows. Take a sufficiently large constant $K > 0$, which will be chosen later. Now we look at $B(t) = A(t)e^{kt}$. Assume there is a time $t \geq K$ such that $B(t) = \max_{\tau \in [0, t]} B(\tau)$. We then have $A(\tau) \leq A(t)e^{-k(\tau-t)}$ for $\tau \in [0, t]$ and from (51) with $s = 1$,

$$A(t) \int_0^1 e^{-\tau A(t)e^k} d\tau \leq ce^{-Ct},$$

and from this

$$1 - e^{-A(t)e^k} \leq ce^k e^{-Ct},$$

which gives that

$$A(t) \leq -e^{-k} \log(1 - ce^k e^{-Ct}).$$

If we choose the constant K large enough and k small enough, so that $1/2 < 1 - ce^k e^{-CK}$, then we arrive at

$$A(t) \leq ce^{-Ct} \leq Ce^{-kt},$$

where we again have to take K large enough to ensure this. In particular, this means that $A(t)e^{kt} \leq C$. As this $B(t)$ is the maximum of $B(\tau)$ over $\tau \in [0, t]$, we get that $A(\tau) \leq Ce^{-k\tau}$.

The other alternative which remains is that there is no $t \geq K$ for which $B(t)$ attains a maximum on $[0, t]$ for $t \geq K$. In this case, we deduce that $\sup_{t \geq 0} B(t) = \sup_{t \in [0, K]} B(t)$ and the exponential decay follows again. \square

Before we close this section, let us point out that the exponential decay of the gradient has the following consequence that we will use later on for the estimates of the higher order derivatives.

COROLLARY 13. *Under the same assumptions as in Theorem 11,*

$$(52) \quad \mathbb{P}(s < \sigma) \leq C \frac{\rho_0}{\sqrt{s}} \quad \text{for } s \in (0, t].$$

PROOF. This follows by combining (49), (50) and the fact that $\tilde{c}(s)/s$ is bounded (due to the gradient estimate). \square

9. Triple coupling.

9.1. *Basic idea.* We have just used coupling to prove the exponential convergence of \bar{p} to 0 in the C^1 -topology. The next step in our analysis is

the estimate of the decay of the Hessian of \bar{p} , which, from the Ricci flow equation, implies the convergence of the curvature to a constant. The basic idea starts with writing

$$\langle \text{Hess } \bar{p}_t(z) \xi, \xi \rangle = \lim_{\rho_0 \rightarrow 0} \frac{\bar{p}_t(\gamma(-\rho_0)) - 2\bar{p}_t(z) + \bar{p}_t(\gamma(\rho_0))}{\rho_0^2},$$

where ξ is a unit vector at z , and γ is a geodesic running at unit speed started (at $t=0$) at z with velocity ξ . Now we are concerned with three points, $x = \gamma(-\rho_0)$, $y = \gamma(\rho_0)$, and the middle point z . As in the gradient estimate case, we want to write $\bar{p}(x)$, $\bar{p}(y)$ and $\bar{p}(z)$ as integrals of some functions of the associated Brownian motions and then use probabilistic estimates to find bounds for $\bar{p}_t(\gamma(-\rho_0)) - 2\bar{p}_t(z) + \bar{p}_t(\gamma(\rho_0))$ in terms of ρ_0 .

There is very little literature on this idea, though it certainly seems that this probabilistic tool is quite useful for estimating second-order derivatives for evolution equations. The only reference to this approach we are aware of is in [17], where it is essentially used to estimate the Hessian of harmonic functions on Euclidean domains.

To make this idea more precise, we will develop a mechanism of triple coupling (i.e., a coupling of three particles, as opposed to just two). We will use mirror coupling for the processes corresponding to the particles x and y , taking them as time changed Brownian motions, as in the previous section. Now we wish to include a third particle, namely z , which we want to couple together with x and y . It is natural to want to have this “middle particle” remains on the geodesic joining the other two as it is pictured in Figure 7.

We will see that this is possible (at least in the cases we are considering) if we allow it to evolve as time-changed Brownian motion, possibly with drift along the direction of the geodesic.

Instead of starting with a time-changed Brownian motion with a drift, z_τ and then trying to figure out the time change and drift necessary so that it stays on the geodesic, we do it the other way around. Namely, since we want the particle z_τ to move on the geodesic, we determine the conditions on the distance to one of the other points so that the corresponding point on the

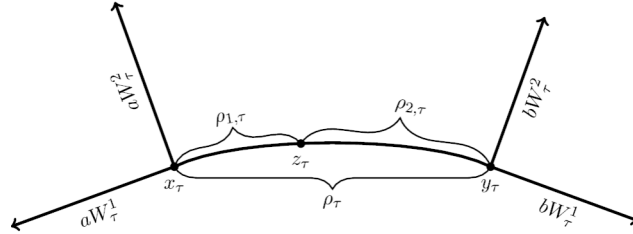


FIG. 7. The configuration of the three particles x_τ, y_τ being mirror coupled and z_τ on the geodesic between them.

geodesic is a time-changed Brownian motion with a drift along the geodesic. For the purpose of the Hessian estimates, and in light of the gradient decay, this will be sufficient.

9.2. Rigorous approach. Assume we start with an arbitrary Riemannian surface M and that x_τ, y_τ run as time-changed Brownian motions with the time changes a and b , as above in Figure 7. The idea is that the middle point z_τ on the geodesic joining x_τ and y_τ is completely described by specifying the distance $\rho_{1,\tau}$ from z_τ to one of the ends, say x_τ . We use a mirror coupling of the particles x_τ and y_τ and $\rho_{1,\tau}$ will be described in terms of a real-valued SDE. In addition to ρ_1 , we will also consider ρ_2 , which in intuitive terms is just the distance from the middle particle z_τ to y_τ . We are seeking several key symmetry properties which will play an important role in the economy of the Hessian estimates to follow.

In what follows, as always, fix a time horizon $t > 0$, and assume that $a = a(\tau, x, y, \rho_1, \rho_2)$ and $b = b(\tau, x, y, \rho_1, \rho_2)$ are two positive functions defined on $[0, t] \times M \times M \times [0, \infty) \times [0, \infty)$, which will be time changes for the processes x_τ and y_τ . To describe this, again denote by $m_{x,y}: T_x M \rightarrow T_y M$ the mirror map, that is, the parallel transport along the minimal unit speed geodesic $\gamma_{x,y}$ joining x and y (assuming that x, y are not at each other's cut locus) followed by the reflection about the orthogonal direction to the geodesic at y .

The system we start with is the following:

$$(53) \quad \begin{cases} dx_\tau = a(\tau) \left[\sum_{i=1}^2 \mathbf{e}_i(x_\tau) \circ dW_\tau^i \right], \\ dy_\tau = b(\tau) \left[\sum_{i=1}^2 \Psi_\tau[\mathbf{e}_i(y_\tau)] \circ dW_\tau^i \right], \\ d\rho_{1,\tau} = -a(\tau) \sum_{i=1}^2 \langle \mathbf{e}_i(x_\tau), \dot{\gamma}_\tau(0) \rangle dW_\tau^i + \alpha(\tau) dW_\tau^3 + \beta(\tau) d\tau, \\ d\rho_{2,\tau} = b(\tau) \sum_{i=1}^2 \langle \Psi_\tau[\mathbf{e}_i(y_\tau)], \dot{\gamma}_\tau(l(\tau)) \rangle dW_\tau^i + \tilde{\alpha}(\tau) dW_\tau^3 + \tilde{\beta}(\tau) d\tau, \end{cases}$$

where $\Psi_\tau = m_{x_\tau, y_\tau} \mathbf{e}(x_\tau) \mathbf{e}(y_\tau)^{-1}$ is the reflection map acting on $T_{y_\tau} M$, γ_τ is the minimal geodesic running at unit speed from x_τ to y_τ , and W^3 is a one-dimensional Brownian motion independent of (W^1, W^2) . As a notation, let $l(\tau)$ be the length of the geodesic γ_τ . Here, we do not specify what the functions $\alpha, \tilde{\alpha}, \beta, \tilde{\beta}$ are as we will do this along the way, depending on the properties we want to reveal. They are defined, like a and b , on $[0, t] \times M \times M \times [0, \infty) \times [0, \infty)$. The equations for ρ_1 and ρ_2 can be thought

of as the equations of the distances from the middle point z_τ to x_τ and y_τ , as indicated in the previous section, and also as discussed for the coupling in [26], Section 6.6. Notice here an important point, namely, since

$$\langle \Psi_\tau \mathbf{e}_i(y_\tau), \dot{\gamma}_\tau(l(\tau)) \rangle = -\langle \mathbf{e}_i(x_\tau), \dot{\gamma}_\tau(0) \rangle,$$

the last equation of (53) can be rewritten as

$$(54) \quad d\rho_{2,\tau} = -b(\tau) \sum_{i=1}^2 \langle \mathbf{e}_i(x_\tau), \dot{\gamma}_\tau(0) \rangle dW_\tau^i + \tilde{\alpha}(\tau) dW_\tau^3 + \tilde{\beta}(\tau) d\tau.$$

We should also point out that to be in tune with the system (12) we should take $\sqrt{2}a$ instead of a and $\sqrt{2}b$ instead of b . Since this is not important for this section and to avoid carrying around an extra $\sqrt{2}$ factor, we will work with the system in the form (53).

There is no problem with the existence of a solution for the system (53) (as long as the entries $a, b, \alpha, \beta, \tilde{\alpha}$ and $\tilde{\beta}$ are smooth) up to the stopping time \mathcal{T} , which is the first time τ when $\rho_{1,\tau}\rho_{2,\tau}$ hits 0 or when $d(x_\tau, y_\tau)$ hits a (small) r_0 smaller than the injectivity radius (with respect to the background metric h). This way we have a well-defined system and do not have to worry about the extension beyond the cut locus, as we did in the previous (two particle) coupling case. From now on, during this section we will assume that the time in the system (53) is run until \mathcal{T} .

The object of interest to us is the process (x, y, ρ_1, ρ_2) . It is clear that this is a diffusion, and it is a relatively straightforward task to determine that the generator of (x, y, ρ_1, ρ_2) is

$$\begin{aligned} & \frac{a^2}{2} \Delta_x + \frac{b^2}{2} \Delta_y + \frac{a^2 + \alpha^2}{2} \partial_{\rho_1}^2 + \frac{b^2 + \tilde{\alpha}^2}{2} \partial_{\rho_2}^2 + ab \langle m_{xy} X_{1,i}, Y_{2,j} \rangle X_{1,i} Y_{2,j} \\ & - a^2 \langle X_{1,i}, \dot{\gamma}_{x,y}(0) \rangle X_{1,i} \partial_{\rho_1} - ab \langle X_{1,i}, \dot{\gamma}_{x,y}(0) \rangle X_{1,i} \partial_{\rho_2} \\ & - ab \langle X_{1,i}, \dot{\gamma}_{x,y}(0) \rangle m_{x,y} X_{1,i} \partial_{\rho_1} - b^2 \langle X_{1,i}, \dot{\gamma}_{x,y}(0) \rangle m_{x,y} X_{1,i} \partial_{\rho_2} \\ & + \left(\alpha \tilde{\alpha} - ab \sum_{i=1}^2 \langle X_{1,i}, \dot{\gamma}_{x,y}(0) \rangle^2 \right) \partial_{\rho_1} \partial_{\rho_2} + \beta \partial_{\rho_1} + \tilde{\beta} \partial_{\rho_2}, \end{aligned}$$

with $X_{1,i}$, $i = 1, 2$ being an orthonormal basis of $T_x M$ and $Y_{2,j}$, $j = 1, 2$ an orthonormal basis of $T_y M$. In fact, we can choose $X_{1,1} = \dot{\gamma}_{x,y}(0)$ and $X_{1,2} = \xi_1 \in T_x M$, which is perpendicular to $\dot{\gamma}_{x,y}(0)$. Similarly, choose $Y_{2,1} = \dot{\gamma}_{y,x}(0)$ and $Y_{2,2} = \xi_2 = m_{x,y} \xi_1$, or, in simpler terms, the parallel transport of ξ_1 along the geodesic $\gamma_{x,y}$. With these choices, the generator simplifies to

$$\begin{aligned} (55) \quad \mathcal{L} = & \frac{a^2}{2} \Delta_x + \frac{b^2}{2} \Delta_y + \frac{a^2 + \alpha^2}{2} \partial_{\rho_1}^2 + \frac{b^2 + \tilde{\alpha}^2}{2} \partial_{\rho_2}^2 \\ & + ab(\dot{\gamma}_{x,y}(0) \dot{\gamma}_{y,x}(0) + \xi_1 \xi_2) - a^2 \dot{\gamma}_{x,y}(0) \partial_{\rho_1} - ab \dot{\gamma}_{y,x}(0) \partial_{\rho_1} \\ & - ab \dot{\gamma}_{x,y}(0) \partial_{\rho_2} - b^2 \dot{\gamma}_{y,x}(0) \partial_{\rho_2} + (\alpha \tilde{\alpha} - ab) \partial_{\rho_1} \partial_{\rho_2} + \beta \partial_{\rho_1} + \tilde{\beta} \partial_{\rho_2}. \end{aligned}$$

The first property we want to see is that $\rho_1 + \rho_2 = \rho$. This property is nothing but the geometric picture that ρ_1 is the distance from z_τ to x_τ while ρ_2 is the distance between z_τ to y_τ .

To do this, we recall that the distance ρ_τ between the mirror-coupled processes x_τ and y_τ is given by

$$(56) \quad d\rho_\tau = -(a(\tau) + b(\tau)) \sum_{i=1}^2 \langle \mathbf{e}_i(x_\tau), \dot{\gamma}_\tau(0) \rangle dW_\tau^i + \frac{1}{2} \mathcal{I}(\tau) d\tau,$$

where \mathcal{I} is the index form of the Jacobi field $J(\tau)$ along the geodesic γ_τ which, at the endpoints, has values aE and bE . We use the notation E for the parallel translation of $\xi_1 \in T_x M$ along the geodesic joining x and y . The index form is computed as

$$\mathcal{I}(J, J) = \int_0^{l(\gamma)} |\dot{J}(u)|^2 + \langle R(\dot{\gamma}(u), J(u)) \dot{\gamma}(u), J(u) \rangle du,$$

with $l(\gamma)$ being the length of the geodesic γ . Here, the curvature tensor is the standard tensor curvature given as in [11]

$$R(X, Y) = \nabla_X \nabla_Y - \nabla_Y \nabla_X - \nabla_{[X, Y]}.$$

Furthermore, a simple integration by part gives that

$$(57) \quad \mathcal{I}(J, J) = \langle \dot{J}(l(\gamma)), J(l(\gamma)) \rangle - \langle \dot{J}(0), J(0) \rangle.$$

On the other hand, from (53),

$$\begin{aligned} d(\rho_{1,\tau} + \rho_{2,\tau}) &= -(a(\tau) + b(\tau)) \sum_{i=1}^2 \langle \mathbf{e}_i(x_\tau), \dot{\gamma}_\tau(0) \rangle dW_\tau^i + (\alpha(\tau) + \tilde{\alpha}(\tau)) dW_\tau^3 \\ &\quad + (\beta(\tau) + \tilde{\beta}(\tau)) d\tau. \end{aligned}$$

We clearly see here that ρ_τ and $\rho_{1,\tau} + \rho_{2,\tau}$ have the same martingale part if $\tilde{\alpha} = -\alpha$. The choice for β and $\tilde{\beta}$ is provided by the following result.

THEOREM 14. *Assume that*

$$(58) \quad \begin{cases} \tilde{\alpha} = -\alpha, \\ \beta(\tau, x, y, \rho_1, \rho_2) = \frac{1}{2} \int_0^{\rho_1} (|\dot{J}(u)|^2 + \langle R(\dot{\gamma}(u), J(u)) \dot{\gamma}(u), J(u) \rangle) du, \\ \tilde{\beta}(\tau, x, y, \rho_1, \rho_2) = \frac{1}{2} \int_{l(\gamma) - \rho_2}^{l(\gamma)} (|\dot{J}(u)|^2 + \langle R(\dot{\gamma}(u), J(u)) \dot{\gamma}(u), J(u) \rangle) du, \end{cases}$$

where J is the Jacobi field along the geodesic γ from x to y and having values aE at 0 and bE at $l(\gamma)$.

If in addition, $\rho_{1,0} = \rho_{2,0} = \rho_0/2$, then almost surely $\rho_\tau = \rho_{1,\tau} + \rho_{2,\tau}$.

PROOF. Take $\tilde{\rho}_{1,\tau} = \rho_\tau - \rho_{2,\tau}$. It is clear now that we have

$$d(\tilde{\rho}_{1,\tau} - \rho_{1,\tau}) = \int_0^{\tilde{\rho}_{1,\tau}} A(u) du - \int_0^{\rho_{1,\tau}} A(u) du$$

with

$$A(u) = \frac{1}{2}[\dot{J}(u)]^2 + \langle R(J(u), \dot{\gamma}(u))\dot{\gamma}(u), J(u) \rangle du.$$

From here, the fact that $\tilde{\rho}_{1,0} = \rho_{1,0}$ (or $\tilde{\rho}_{1,0} - \rho_{1,0} = 0$) and standard application of Gronwall's inequality leads to $\tilde{\rho}_{1,\tau} = \rho_{1,\tau}$, which is what we want. \square

We return now to the case where the curvature is constant and start with [20], Lemma 3.4, which says that

$$(59) \quad R(X, Y)Z = -r(\langle X, Z \rangle Y - \langle Y, Z \rangle X).$$

We should point out that do Carmo [20] takes the curvature to be given by the negative of the curvature we consider here, or for that matter other people as, for instance, [11]. Then the Jacobi field equation becomes

$$\ddot{J} - R(\dot{\gamma}, J)\dot{\gamma} = 0$$

or equivalently,

$$(60) \quad \ddot{J} + rJ - r\langle \dot{\gamma}, J \rangle \dot{\gamma} = 0.$$

Since this Jacobi field is perpendicular to the geodesic, it follows that

$$\begin{cases} \ddot{J} + rJ = 0, \\ J(0) = aE, \\ J(l(\gamma)) = bE. \end{cases}$$

The solution is

$$(61) \quad J(s) = (aw_1(s) + bw_2(s))E(s) \quad \text{for } s \in [0, l(\gamma)],$$

where w_1, w_2 are defined on the interval $[0, l(\gamma)]$ by the following ODEs:

$$(62) \quad \begin{cases} \ddot{w}_1 + rw_1 = 0, \\ w_1(0) = 1, \\ w_1(l(\gamma)) = 0, \end{cases} \quad \text{and} \quad \begin{cases} \ddot{w}_2 + rw_2 = 0, \\ w_2(0) = 0, \\ w_2(l(\gamma)) = 1. \end{cases}$$

Combining now (57) and the Jacobi field just considered reveals that

$$\begin{aligned} & \int_0^s |\dot{J}(u)|^2 - \langle R(J(u), \dot{\gamma}(u))\dot{\gamma}(u), J(u) \rangle du \\ &= \int_0^s |\dot{J}(u)|^2 - r|J(u)|^2 du \\ &= \langle \dot{J}(s), J(s) \rangle - \langle \dot{J}(0), J(0) \rangle \\ &= (aw_1(s) + bw_2(s))(a\dot{w}_1(s) + b\dot{w}_2(s)) - b(a\dot{w}_1(0) + b\dot{w}_2(0)) \end{aligned}$$

and

$$\begin{aligned}
& \int_s^{l(\gamma)} |\dot{J}(u)|^2 - \langle R(J(u), \dot{\gamma}(u)) \dot{\gamma}(u), J(u) \rangle du \\
&= \langle \dot{J}(l(\gamma)), J(l(\gamma)) \rangle - \langle \dot{J}(s), J(s) \rangle \\
&= b(a\dot{w}_1(l(\gamma)) + b\dot{w}_2(l(\gamma))) - (aw_1(s) + bw_2(s))(a\dot{w}_1(s) + b\dot{w}_2(s)).
\end{aligned}$$

A direct consequence of these formulae and the fact that $w_2(s) = w_1(l(\gamma) - s)$, plus a few elementary manipulations, results in

$$\begin{aligned}
& \int_{l(\gamma)-s}^{l(\gamma)} |\dot{J}(u)|^2 - \langle R(J(u), \dot{\gamma}(u)) \dot{\gamma}(u), J(u) \rangle du \\
&= (bw_1(s) + aw_2(s))(b\dot{w}_1(s) + a\dot{w}_2(s)) - b(b\dot{w}_1(0) + a\dot{w}_2(0)).
\end{aligned}$$

Summarizing, the choices of β and $\tilde{\beta}$ from (58) in the case of constant curvature become more explicit as

$$(63) \quad \begin{cases} \beta = \frac{1}{2}((aw_1(\rho_1) + bw_2(\rho_1)) \\ \quad \times (a\dot{w}_1(\rho_1) + b\dot{w}_2(\rho_1)) - a(a\dot{w}_1(0) + b\dot{w}_2(0))), \\ \tilde{\beta} = \frac{1}{2}((bw_1(\rho_2) + aw_2(\rho_2)) \\ \quad \times (b\dot{w}_1(\rho_2) + a\dot{w}_2(\rho_2)) - b(b\dot{w}_1(0) + a\dot{w}_2(0))). \end{cases}$$

It goes without saying that here a and b are evaluated at $(\tau, x, y, \rho_1, \rho_2)$.

We say that a function $f(\tau, x, y, \rho_1, \rho_2)$ is symmetric in ρ_1 and ρ_2 if $f(\tau, x, y, \rho_1, \rho_2) = f(\tau, x, y, \rho_2, \rho_1)$.

Before we move on to another property of the diffusion (x, y, ρ_1, ρ_2) , we close the discussion so far with the following property of the choices of β and $\tilde{\beta}$ from (63):

If a and b are equal and symmetric in ρ_1 and ρ_2 , then $\beta(\tau, x, y, \rho_1, \rho_2) = \tilde{\beta}(\tau, x, y, \rho_2, \rho_1)$.

A symmetry which plays a crucial role in the Hessian estimates is the following.

THEOREM 15. *If, in equation (53), we take*

$$\begin{cases} a \text{ and } \alpha \text{ symmetric in } \rho_1 \text{ and } \rho_2, \\ b = a, \\ \tilde{\alpha} = -\alpha, \\ \tilde{\beta}(\tau, x, y, \rho_1, \rho_2) = \beta(\tau, x, y, \rho_2, \rho_1), \\ \rho_{1,0} = \rho_{2,0}, \end{cases}$$

then the processes (x, y, ρ_1, ρ_2) and (x, y, ρ_2, ρ_1) have the same law. In particular, the processes (x, y, ρ_1) and (x, y, ρ_2) have the same law.

PROOF. Although this is almost trivial, we say a word about it. If \mathcal{L} is the generator of a diffusion ω_τ on a manifold \mathcal{M} and $\pi: \mathcal{M} \rightarrow \mathcal{M}$ is such that for any smooth function $\varphi: \mathcal{M} \rightarrow \mathbb{R}$,

$$\mathcal{L}(\varphi \circ \pi) = (\mathcal{L}\varphi) \circ \pi,$$

then uniqueness of the diffusion implies that ω and $\pi(\omega)$ have the same law. This can be easily seen from the martingale characterization of the law of the diffusion. We apply this to the operator \mathcal{L} from (55) and the map $\pi(x, y, \rho_1, \rho_2) = (x, y, \rho_2, \rho_1)$. The rest follows. \square

Notice that [cf. (63)], the choices of β and $\tilde{\beta}$ from Theorem 14 are actually consistent with the conditions of Theorem 15 under the assumptions that a and b are equal and symmetric.

The “middle particle” process we are interested is

$$(64) \quad z_\tau = \gamma_{x_\tau, y_\tau}(\rho_{1, \tau}).$$

The symmetry between ρ_1 and ρ_2 should be interpreted as saying that the reflection of the process z_τ with respect to the middle point of the geodesic γ_{x_τ, y_τ} has the same law as z_τ itself.

Our next objective is the law of z_τ . Before we jump into the heart of the matter, we take up a discussion on the following class of vector fields that are the main actors in our computation.

Assume we have a geodesic γ from x to y with length l and consider a smooth, two-parameter geodesic perturbation $f: (-\epsilon, \epsilon) \times (-\epsilon, \epsilon) \times [0, l] \rightarrow M$ of γ , that is, $f(0, 0, s) = \gamma(s)$ and for each fixed choice of u and v , the curve $s \rightarrow f(u, v, s)$ is a geodesic. One of the things we want to understand is the field

$$\mathcal{H}(s) = \frac{D}{du} \frac{D}{dv} f(u, v, s) \Big|_{u=0, v=0}.$$

Let $J_v(s) = \frac{D}{dv} f(u, v, s)|_{u=v=0}$ be the Jacobi field obtained by differentiating f with respect to v and we will use $J_v(u, s) = \frac{D}{dv} f(u, v, s)|_{v=0}$ as the Jacobi field which is still depending on u . Similarly, let $J_u(s) = \frac{D}{du} f(u, v, s)|_{u=v=0}$ be the Jacobi field obtained by differentiating f with respect to u and use $J_u(v, s) = \frac{D}{du} f(u, v, s)|_{u=0}$. In order to determine the equation satisfied by \mathcal{H} , we recall here [20], Lemma 4.1, which asserts that for any two-parameter family $g(a, b)$ and vector field V along g ,

$$(65) \quad \frac{D}{da} \frac{D}{db} V - \frac{D}{db} \frac{D}{da} V = -R\left(\frac{Dg}{db}, \frac{Dg}{da}\right)V.$$

Now, what we want to do is to find a differential equation satisfied by \mathcal{H} . As pointed out already, $\mathcal{H}(s) = \frac{D}{du} J_v(u, s)|_{u=0}$ and starting with (60) for

$J_v(u)$, namely,

$$\frac{D^2}{ds^2}J_v(u) + rJ_v(u) - r\langle\dot{\gamma}, J_v\rangle\dot{\gamma} = 0$$

we take the derivative with respect to u at $u=0$ to arrive at

$$\frac{D}{du}\frac{D^2}{ds^2}J_v + r\mathcal{H} - r\left\langle\frac{D}{du}\dot{\gamma}, J_v\right\rangle\dot{\gamma} - r\langle\dot{\gamma}, \mathcal{H}\rangle\dot{\gamma} - r\langle\dot{\gamma}, J_v\rangle\frac{D}{du}\dot{\gamma} = 0.$$

To move forward, use that $\frac{D}{du}\dot{\gamma}|_{u=0} = \frac{D}{ds}\frac{D}{du}\gamma|_{u=0} = \dot{J}_u$ to re-write the previous equation as

$$\frac{D}{du}\frac{D^2}{ds^2}J_v + r\mathcal{H} - r\langle\mathcal{H}, \dot{\gamma}\rangle\dot{\gamma} - r\langle\dot{J}_u, J_v\rangle\dot{\gamma} - r\langle\dot{\gamma}, J_v\rangle\dot{J}_u = 0.$$

Our task now is to commute the derivatives with respect to u and s . For this, use (65) and (59) to justify that at $u=0$,

$$\begin{aligned} \frac{D}{du}\frac{D^2}{ds^2}J_v &= \frac{D}{ds}\frac{D}{du}\frac{D}{ds}J_v - R\left(\frac{Df}{ds}, \frac{Df}{du}\right)\dot{J}_v \\ (*) \quad &= \frac{D}{ds}\frac{D}{du}\frac{D}{ds}J_v - R(\dot{\gamma}, J_u)\dot{J}_v \\ &= \frac{D}{ds}\frac{D}{du}\frac{D}{ds}J_v + r(\langle\dot{\gamma}, \dot{J}_v\rangle J_u - \langle J_u, \dot{J}_v\rangle\dot{\gamma}) \end{aligned}$$

and once again employing (65),

$$\begin{aligned} \frac{D}{ds}\frac{D}{du}\frac{D}{ds}J_v &= \frac{D^2}{ds^2}\frac{D}{du}J_v - \frac{D}{ds}\left(R\left(\frac{Df}{ds}, \frac{Df}{du}\right)J_v\right) \\ (**) \quad &= \ddot{\mathcal{H}} - \frac{D}{ds}(R(\dot{\gamma}, J_u)J_v) \\ &= \ddot{\mathcal{H}} + r\frac{D}{ds}(\langle\dot{\gamma}, J_v\rangle J_u - \langle J_u, J_v\rangle\dot{\gamma}) \\ &= \ddot{\mathcal{H}} + r(\langle\dot{\gamma}, \dot{J}_v\rangle J_u + \langle\dot{\gamma}, J_v\rangle\dot{J}_u - \langle\dot{J}_u, J_v\rangle\dot{\gamma} - \langle J_u, \dot{J}_v\rangle\dot{\gamma}). \end{aligned}$$

Putting together (*) and (**), we obtain

$$\frac{D}{du}\frac{D^2}{ds^2}J_v = \ddot{\mathcal{H}} + r(2\langle\dot{\gamma}, \dot{J}_v\rangle J_u + \langle\dot{\gamma}, J_v\rangle\dot{J}_u - \langle\dot{J}_u, J_v\rangle\dot{\gamma} - 2\langle J_u, \dot{J}_v\rangle\dot{\gamma}),$$

and finally since the boundary conditions are pretty straightforward we get the following:

$$(66) \quad \begin{cases} \ddot{\mathcal{H}} + r\mathcal{H} - r\langle\mathcal{H}, \dot{\gamma}\rangle\dot{\gamma} + 2r(\langle\dot{\gamma}, \dot{J}_v\rangle J_u - \langle\dot{J}_u, J_v\rangle\dot{\gamma} - \langle J_u, \dot{J}_v\rangle\dot{\gamma}) = 0, \\ \mathcal{H}(0) = \frac{D}{du}\frac{D}{dv}f(u, v, 0)\Big|_{u=v=0}, \\ \mathcal{H}(l) = \frac{D}{du}\frac{D}{dv}f(u, v, l)\Big|_{u=v=0}. \end{cases}$$

We discussed the case of a two-parameter perturbation of the geodesic γ in the form $f(u, v, s)$ but exactly the same argument works also for the case where $f(u, s)$ is a perturbation with geodesics of γ , and we consider the field

$$\mathcal{H}(s) = \frac{D^2}{du^2} f(u, s) \Big|_{u=0}.$$

The main result from the argument above then gives that

$$(67) \quad \begin{cases} \ddot{\mathcal{H}} + r\mathcal{H} - r\langle \mathcal{H}, \dot{\gamma} \rangle \dot{\gamma} + 2r(\langle \dot{\gamma}, \dot{J}_u \rangle J_u - 2\langle J_u, \dot{J}_u \rangle \dot{\gamma}) = 0, \\ \mathcal{H}(0) = \frac{D^2}{du^2} f(u, 0) \Big|_{v=0}, \\ \mathcal{H}(l) = \frac{D^2}{du^2} f(u, l) \Big|_{u=0}, \end{cases}$$

with $J_u(s) = \frac{D}{du} f(u, s) \Big|_{u=0}$.

The perturbation $g(u, v, s)$ that will appear below is slightly different from the perturbation $f(u, v, s)$ considered above. To describe it, take a unit speed geodesic γ defined on $[0, l]$ and consider two geodesic curves, $\eta_{1,u}$ with $\eta_{1,0} = \gamma(0)$ and another, $\eta_{2,v}$ so that $\eta_{2,0} = \gamma(l)$. Let $g(u, v, \cdot)$ be the geodesic run at unit speed from $\eta_{1,u}$ to $\eta_{2,v}$. One problem immediately arising with this choice is that the parameter in the geodesic direction, namely s , is no longer running in the interval $[0, l]$ and this is the reason we have to treat it separately. Consequently, the above calculations do not apply in the same way as they were carried out in the case of $f(u, v, s)$.

To fix this, let us denote by $l(u, v)$, the length of the geodesic $\gamma_{u,v} = \gamma_{\eta_{1,u}, \eta_{2,v}}$ and reparametrize this geodesic such that it has constant speed equal to $l(u, v)/l$. More precisely if $\tilde{\gamma}_{u,v}$ is the reparametrized geodesic, then $\gamma_{u,v}(s) = \tilde{\gamma}_{u,v}(sl/l(u, v))$. Now let $f(u, v, s) = \tilde{\gamma}_{u,v}(s)$. Clearly, now the parameter s for $f(u, v, s)$ runs in the interval $[0, l]$ and

$$g(u, v, s) = f(u, v, sl/l(u, v)).$$

Our interest is again in the understanding of the field $\mathcal{K}(s) = \frac{D}{dv} \frac{D}{du} g(u, v, s) \Big|_{u=v=0}$. We do this via the fact that $f(u, v, s) = g(u, v, sl(u, v)/l)$ and upon differentiation with respect to u to get

$$(68) \quad \begin{aligned} \frac{D}{\partial u} f(u, v, s) &= \frac{D}{\partial u} g(u, v, sl(u, v)/l) \\ &\quad + \frac{s}{l} \left(\frac{d}{du} l(u, v) \right) \frac{D}{\partial s} g(u, v, sl(u, v)/l) \end{aligned}$$

and from this and the first variation formula [11], equation (1.3), page 5, to get the relation between Jacobi field J_u^g generated by g and J_u^f as

$$J_u^f(s) = J_u^g(s) - \frac{s}{l} \langle \dot{\eta}_{1,0}, \dot{\gamma}(0) \rangle \dot{\gamma}(s).$$

Similarly,

$$J_v^f(s) = J_v^g(s) + \frac{s}{l} \langle \dot{\eta}_{2,0}, \dot{\gamma}(l) \rangle \dot{\gamma}(s).$$

Now taking the derivative with respect to v in (68), set $u = v = 0$ to obtain

$$\begin{aligned} \mathcal{H}(s) &= \mathcal{K}(s) + \frac{s}{l} \langle \dot{\eta}_{2,0}, \dot{\gamma}(l) \rangle J_u^g(s) - \frac{s}{l} \langle \dot{\eta}_{1,0}, \dot{\gamma}(0) \rangle J_v^g(s) \\ &\quad + \frac{s}{l} \left(\frac{d^2}{dv du} l(u, v) \right) \Big|_{u=v=0} \dot{\gamma}(s). \end{aligned}$$

The case of interest in the sequel is the case of geodesics $\eta_{1,u}$ and $\eta_{2,v}$ such that $\dot{\eta}_{1,0} = E(0)$ and $\dot{\eta}_{2,0}(l) = E(l)$. In this case, the second and the third terms vanish while the last term is computed using the second variation formula which is [11], equation (1.14), page 20. We also learn that $J_u^g = J_u^f$ and $J_v^g = J_v^f$ and the last term becomes

$$\left(\frac{d^2}{dv du} l(u, v) \right) \Big|_{u=v=0} = \mathcal{I}(J_u^f, J_v^f) = \frac{1}{2} (\dot{w}_1(l) - \dot{w}_2(0)),$$

where in between we used a polarization argument for (57) together with (61) and (62). Thus, we get

$$(69) \quad \mathcal{K}(s) = \mathcal{H}(s) - \frac{s}{2l} (\dot{w}_1(l) - \dot{w}_2(0)) \dot{\gamma}(s).$$

Another situation we encounter below is the following. Take $\eta_{1,u}$ a geodesic starting at $\gamma(0)$ such that $\dot{\eta}_{1,0} = E(0)$. Then we take $g(u, s)$ to be the geodesic $\gamma_u(s)$ run at unit speed from $\eta_{1,u}$ to $\gamma(l)$. The field we are interested in is $\mathcal{K}(s) = \frac{D^2}{du^2} g(u, s)|_{u=0}$. With a very similar argument, we can show that

$$(70) \quad \mathcal{K}(s) = \mathcal{H}(s) + \frac{s}{l} \dot{w}_1(0) \dot{\gamma}(s),$$

where $\mathcal{H}(s) = \frac{D^2}{du^2} g(u, sl/l(u))|_{u=0}$ with $l(u)$ being the length of the geodesic from $\eta_{1,u}$ to $\gamma(l)$.

Similarly, if we take $\eta_{2,v}$ the geodesic starting at $\gamma(l)$, such that $\dot{\eta}_{2,0} = E(l)$ and $g(v, s)$ being the unit speed geodesic joining $\eta_{2,v}$ to $\gamma(0)$, and $\mathcal{K}(s) = \frac{D^2}{dv^2} g(v, s)|_{v=0}$ then

$$(71) \quad \mathcal{K}(s) = \mathcal{H}(s) - \frac{s}{l} \dot{w}_2(l) \dot{\gamma}(s)$$

with $\mathcal{H}(s) = \frac{D^2}{dv^2} g(v, sl/l(v))|_{v=0}$ and $l(v)$ the length of the geodesic from $\eta_{2,v}$ to $\gamma(0)$.

We are finally ready for the next result.

THEOREM 16. *Assume that*

$$\begin{aligned}
 \alpha(\tau, x, y, \rho_1, \rho_2) &= a(\tau, x, y, \rho_1, \rho_2)w_1(\rho_1) + b(\tau, x, y, \rho_1, \rho_2)w_2(\rho_1), \\
 \theta(\tau, x, y, \rho_1, \rho_2) &= \beta(\tau, x, y, \rho_1, \rho_2) \\
 (72) \quad &+ \frac{\rho_1}{\rho} \left(\frac{a(\tau, x, y, \rho_1, \rho_2)^2 + b(\tau, x, y, \rho_1, \rho_2)^2}{2} \dot{w}_1(0) \right. \\
 &\quad \left. - a(\tau, x, y, \rho_1, \rho_2)b(\tau, x, y, \rho_1, \rho_2)\dot{w}_1(l) \right) \\
 &+ r \left(\int_0^{\rho_1} (a(\tau, x, y, \rho_1, \rho_2)w_1(\sigma) + b(\tau, x, y, \rho_1, \rho_2)w_2(\sigma))^2 d\sigma \right. \\
 &\quad \left. - \frac{\rho_1}{l} \int_0^l (a(\tau, x, y, \rho_1, \rho_2)w_1(\sigma) + b(\tau, x, y, \rho_1, \rho_2)w_2(\sigma))^2 d\sigma \right)
 \end{aligned}$$

with w_1 and w_2 defined by (62). With these choices, the process $z_\tau = \gamma_{x_\tau, y_\tau}(\rho_{1, \tau})$ has the property that, for any smooth function φ on M ,

$$(73) \quad \varphi(z_\tau) - \int_0^\tau \left(\frac{\alpha^2(u)}{2} [\Delta \varphi](z_u) + \theta(u) \langle \nabla \varphi(z_u), \dot{\gamma}_{x_u, y_u}(\rho_{1, u}) \rangle \right) du$$

is a martingale with respect to the filtration generated by W_1 , W_2 and W_3 , where inside the integral, $\alpha(u)$ and $\theta(u)$ are shorthand for α and θ evaluated at $(u, x_u, y_u, \rho_{1, u}, \rho_{2, u})$. In other words, z_τ is a time-changed Brownian motion (with the time change given by α) with a drift in the geodesic direction from x_τ to y_τ .

PROOF. The idea of the proof is to start with the generator of the diffusion (x, y, ρ_1) and a function φ and look at the process $\varphi(z_\tau)$. More precisely, we find the bounded variation part of this. It is clear that, in terms of the generator (55), we need to compute the action of each term of this expression on $\varphi(\gamma_{x, y}(s))$. Notice that the part which involves derivatives of ρ_2 simply drops out in this calculation.

For simplicity, we will drop the dependence on τ , x and y in the notation and let $l = d(x, y)$. Thus, the geodesic $\gamma_{x, y}$ will appear as γ if we do not prescribe otherwise. Let E denote the parallel vector field along γ which is obtained by parallel translation of ξ_1 .

Before we start the proof, let us mention that all geodesics appearing in this proof are geodesics run at unit speed.

Now we take the terms one by one. Again for simplicity in writing, we use s instead of ρ_1 as the parameter in the geodesic direction.

(1) We write the Laplacian term as

$$\Delta_x[\varphi(\gamma_{x,y}(s))] = \frac{d^2}{du^2}\varphi(\gamma_{\eta_{1,u},y}(s)) + \frac{d^2}{du^2}\varphi(\gamma_{\eta_{2,u},y}(s)),$$

where $\eta_{1,u}$ and $\eta_{2,u}$ are geodesics starting at x and having derivatives given by $\dot{\eta}_{1,0} = \dot{\gamma}_{x,y}(0)$ and $\dot{\eta}_{2,u} = \xi_1$. Then we continue with

$$\begin{aligned} \Delta_x[\varphi(\gamma_{x,y}(s))] &= \langle \text{Hess } \varphi(\gamma(s)) \dot{\gamma}(s), \dot{\gamma}(s) \rangle + \langle \text{Hess } \varphi(\gamma(s)) J_1(s), J_1(s) \rangle \\ (74) \quad &+ \left\langle \nabla \varphi(\gamma(s)), \frac{D^2}{\partial u^2} \gamma_{\eta_{1,u},y}(s) \Big|_{u=0} \right\rangle \\ &+ \left\langle \nabla \varphi(\gamma(s)), \frac{D^2}{\partial u^2} \gamma_{\eta_{2,u},y}(s) \Big|_{u=0} \right\rangle, \end{aligned}$$

where J_1 is the Jacobi field along γ given by $J_1(s) = \frac{D}{du} \gamma_{\eta_{2,u},y}(s) \Big|_{u=0}$, which can also be characterized as the Jacobi field with the boundary conditions $J_1(0) = \xi_1$ and $J_1(l) = 0$ which is solved as $J_1(s) = w_1(s)E(s)$.

Now notice that the third term vanishes because $\gamma_{\eta_{1,u}}(s) = \gamma(s+u)$ and γ is a geodesic. Next, we look at $\mathcal{K}(s) = \frac{D^2}{\partial u^2} \gamma_{\eta_{2,u},y}(s) \Big|_{u=0}$. Using (70), we need to focus on finding \mathcal{H} now. Exploiting (67), the equation for \mathcal{H} becomes

$$\begin{cases} \ddot{\mathcal{H}} + r\mathcal{H} - r\langle \mathcal{H}, \dot{\gamma} \rangle \dot{\gamma} + 2r(\langle \dot{\gamma}, \dot{J}_1 \rangle J_1 - 2\langle J_1, \dot{J}_1 \rangle \dot{\gamma}) = 0, \\ \mathcal{H}(0) = 0, \\ \mathcal{H}(l) = 0. \end{cases}$$

Notice here that the boundary conditions follow from the fact that $\eta_{2,u}$ is a geodesic and that $\gamma_{\eta_{2,u},y}(l(u)) = y$, where $l(u)$ is the length of the geodesic joining $\eta_{2,u}$ and y .

Now, the Jacobi field J_1 is given by

$$J_1(s) = w_1(s)E(s)$$

and this in turn gives the equation of \mathcal{H} as

$$\begin{cases} \ddot{\mathcal{H}} + r\mathcal{H} - r\langle \mathcal{H}, \dot{\gamma} \rangle \dot{\gamma} = 4rw_1\dot{w}_1\dot{\gamma}, \\ \mathcal{H}(0) = 0, \\ \mathcal{H}(l) = 0. \end{cases}$$

We solve this as

$$(75) \quad \mathcal{H} = w_{1,0}\dot{\gamma} \quad \text{with } w_{1,0}(s) = 2r \int_0^s w_1^2(\sigma) d\sigma - \frac{2sr}{l} \int_0^l w_1^2(\sigma) d\sigma.$$

The conclusion is that

$$\begin{aligned} \Delta_x[\varphi(\gamma_{x,y}(s))] &= \langle \text{Hess } \varphi(\gamma(s)) \dot{\gamma}(s), \dot{\gamma}(s) \rangle \\ (76) \quad &+ w_1^2(s) \langle \text{Hess } \varphi(\gamma(s)) E(s), E(s) \rangle \\ &+ \left(w_{1,0}(s) + \frac{s}{l} \dot{w}_1(0) \right) \langle \nabla \varphi(\gamma(s)), \dot{\gamma}(s) \rangle. \end{aligned}$$

(2) In the same vein, with very few changes, we can treat the next term, which is the Laplacian Δ_y applied to $\varphi(\gamma(s))$. To this end, take $\eta_{1,u}$ a geodesic starting at y with initial speed given by $\dot{\gamma}(l)$, and $\eta_{2,u}$ a geodesic starting at y with initial speed $\xi_2 = E(l)$ and write

$$\Delta_y[\varphi(\gamma_{x,y}(s))] = \frac{d^2}{du^2}\varphi(\gamma_{x,\eta_{1,u}}(s)) + \frac{d^2}{du^2}\varphi(\gamma_{x,\eta_{2,u}}(s)).$$

Notice that $\gamma_{x,\eta_{1,u}}(s) = \gamma(s)$ for small u , and thus the first derivative is 0. Thus, we arrive at

$$(77) \quad \begin{aligned} \Delta_y[\varphi(\gamma(s))] &= \langle \text{Hess } \varphi(\gamma(s)) J_2(s), J_2(s) \rangle \\ &\quad + \left\langle \nabla \varphi(\gamma(s)), \frac{D^2}{\partial u^2} \gamma_{x,\eta_{2,u}}(s) \Big|_{u=0} \right\rangle, \end{aligned}$$

where J_2 is the Jacobi field which is 0 at 0 and ξ_2 at l which is exactly solved by $J_2(s) = w_2(s)E(s)$. The second term in the equation above can be dealt with in a similar way to that outlined above for Δ_x . We skip the details and give the main result. From (71),

$$\mathcal{K}(s) = \frac{D^2}{\partial u^2} \gamma_{x,\eta_{2,u}}(s) \Big|_{u=0} = \mathcal{H} - \frac{s}{l} \dot{w}_2(l) \dot{\gamma}(s).$$

From (67), the equation satisfied by \mathcal{H} [with w_2 given by (62)] is given by

$$\begin{cases} \ddot{\mathcal{H}} + r\mathcal{H} - r\langle \mathcal{H}, \dot{\gamma} \rangle \dot{\gamma} = 4rw_2\dot{w}_2\dot{\gamma}, \\ \mathcal{H}(0) = 0, \\ \mathcal{H}(l) = 0, \end{cases}$$

which is solved for

$$(78) \quad \mathcal{H} = w_{0,1}\dot{\gamma} \quad \text{with } w_{0,1}(s) = 2r \int_0^s w_2^2(\sigma) d\sigma - \frac{2sr}{l} \int_0^l w_2^2(\sigma) d\sigma.$$

Then we have

$$(79) \quad \begin{aligned} \Delta_y[\varphi(\gamma_{x,y}(s))] &= w_2^2(s) \langle \text{Hess } \varphi(\gamma(s)) E(s), E(s) \rangle \\ &\quad + \left(w_{0,1}(s) - \frac{s}{l} \dot{w}_2(l) \right) \langle \nabla \varphi(\gamma(s)), \dot{\gamma}(s) \rangle. \end{aligned}$$

(3) For the next term, matters are fairly simple. Namely, because we are differentiating with respect to the geodesic parameter s ,

$$(80) \quad \partial_s^2[\varphi(\gamma(s))] = \langle \text{Hess } \varphi(\gamma(s)) \dot{\gamma}(s), \dot{\gamma}(s) \rangle.$$

(4) Next in line is

$$(81) \quad \dot{\gamma}_{x,y}(0) \dot{\gamma}_{y,x}(0) [\varphi(\gamma(s))] = 0$$

because

$$\dot{\gamma}_{y,x}(0)[\varphi(\gamma_{x,y}(s))] = 0,$$

which follows from the fact that perturbing y along a curve $\eta_{2,u}$ in the geodesic direction of $\gamma_{x,y}$ yields that $\gamma_{x,\eta_{2,u}}(s) = \gamma_{x,y}(s)$, and thus is independent of u .

(5) Now we deal with

$$\xi_1 \xi_2 [\varphi(\gamma_{x,y}(s))].$$

To this end, consider the geodesics $\eta_{1,u}$ and $\eta_{2,v}$ which start at x (resp., y) and have the initial tangent vectors ξ_1 (resp., ξ_2). What we need to compute is

$$\begin{aligned} \frac{D}{du} \frac{D}{dv} [\varphi(\gamma_{x,y}(s))] \Big|_{u=v=0} &= \langle \text{Hess } \varphi(\gamma_{x,y}(s)) J_1(s), J_2(s) \rangle \\ &\quad + \left\langle \nabla \varphi(\gamma_{x,y}(s)), \frac{D}{du} \frac{D}{dv} \gamma_{\eta_{1,u}, \eta_{2,v}}(s) \Big|_{u=v=0} \right\rangle \end{aligned}$$

with $J_1 = w_1 E$ and $J_2 = w_2 E$. If we let

$$\mathcal{K}(s) = \frac{D}{du} \frac{D}{dv} \gamma_{\eta_{1,u}, \eta_{2,v}}(s) \Big|_{u=v=0},$$

from (69), we have $\mathcal{K} = \mathcal{H} - \frac{s}{2l}(\dot{w}_1(l) - \dot{w}_2(0))\dot{\gamma}(s)$. Now, from (66), we obtain

$$\begin{cases} \ddot{\mathcal{H}} + r\mathcal{H} - r\langle \mathcal{H}, \dot{\gamma} \rangle \dot{\gamma} = 2r(w_1 \dot{w}_2 + w_2 \dot{w}_1) \dot{\gamma}, \\ \mathcal{H}(0) = 0, \\ \mathcal{H}(l) = 0, \end{cases}$$

which we solve as

$$(82) \quad \begin{aligned} \mathcal{H} &= w_{1,1} \dot{\gamma} \\ \text{with } w_{1,1}(s) &= 2r \int_0^s w_1(\sigma) w_2(\sigma) \sigma - \frac{2sr}{l} \int_0^l w_1(\sigma) w_2(\sigma) d\sigma. \end{aligned}$$

We conclude that

$$(83) \quad \begin{aligned} \xi_1 \xi_2 [\varphi(\gamma_{x,y}(s))] &= w_1(s) w_2(s) \langle \text{Hess } \varphi(\gamma(s)) E(s), E(s) \rangle \\ &\quad + \left(w_{1,1}(s) - \frac{s}{2l}(\dot{w}_1(l) - \dot{w}_2(0)) \right) \langle \nabla \varphi(\gamma(s)), \dot{\gamma}(s) \rangle. \end{aligned}$$

(6) Next is

$$\dot{\gamma}_{x,y}(0) \partial_s [\varphi(\gamma_{x,y}(s))] = \dot{\gamma}(0) \langle \nabla \varphi(\gamma(s)), \dot{\gamma}(s) \rangle = \langle \text{Hess } \varphi(\gamma(s)) \dot{\gamma}(s), \dot{\gamma}(s) \rangle.$$

(8) Now,

$$(84) \quad \dot{\gamma}_{y,x}(0) \partial_s [\varphi(\gamma_{x,y}(s))] = 0,$$

as can be easily seen from the fact that perturbing y in the geodesic direction (say, along η_v) reveals that $\gamma_{x,\eta_v}(s) = \gamma_{x,y}(s)$, and thus the derivative with respect to v vanishes.

(8) The last term is easy to deal with and gives

$$(85) \quad \partial_s [\varphi(\gamma_{x,y}(s))] = \langle \nabla \varphi(\gamma(s)), \dot{\gamma}(s) \rangle.$$

Putting together all the results from (76)–(85) and using that $w_2(s) = w_1(l-s)$, we arrive at

$$(86) \quad \begin{aligned} \mathcal{L}[\varphi(\gamma(s))] &= \frac{\alpha^2}{2} \langle \text{Hess } \varphi(\gamma(s)) \dot{\gamma}(s), \dot{\gamma}(s) \rangle \\ &\quad + \frac{(aw_1(s) + bw_2(s))^2}{2} \langle \text{Hess } \varphi(\gamma(s)) E(s), E(s) \rangle \\ &\quad + \left(\beta + \frac{s}{l} \left(\frac{a^2 + b^2}{2} \dot{w}_1(0) - ab\dot{w}_1(l) \right) \right. \\ &\quad \left. + \frac{a^2 w_{1,0} + b^2 w_{0,1} + 2abw_{1,1}}{2} \right) \langle \nabla \varphi(\gamma(s)), \dot{\gamma}(s) \rangle. \end{aligned}$$

A little simplification follows from

$$\begin{aligned} &a^2 w_{1,0} + b^2 w_{0,1} + 2abw_{1,1} \\ &= 2r \left(\int_0^s (a(\tau)w_1(\tau) + b(\tau)w_2(\tau))^2 d\tau \right. \\ &\quad \left. - \frac{s}{l} \int_0^l (a(\tau)w_1(\tau) + b(\tau)w_2(\tau))^2 d\tau \right) \end{aligned}$$

which then gives the result for the choice of α as in (72). \square

We close this section with the following result summarizing all of the important findings of this section which is used in the next section.

COROLLARY 17. *Assume that the entries of (53) satisfy*

$$\left\{ \begin{array}{l} a \text{ is symmetric in } \rho_1 \text{ and } \rho_2, \\ b = a, \\ \tilde{\alpha} = -\alpha, \\ \alpha(\tau, x, y, \rho_1, \rho_2) = a(\tau, x, y, \rho_1, \rho_2)w(\rho_1), \\ \beta(\tau, x, y, \rho_1, \rho_2) = \frac{1}{2}a^2(\tau, x, y, \rho_1, \rho_2)(w(\rho_1)\dot{w}(\rho_1) - \dot{w}(0)), \\ \tilde{\beta}(\tau, x, y, \rho_1, \rho_2) = \frac{1}{2}a^2(\tau, x, y, \rho_1, \rho_2)(w(\rho_2)\dot{w}(\rho_2) - \dot{w}(0)), \\ \rho_{1,0} = \rho_{2,0} = \rho_0/2 \end{array} \right.$$

(87)

$$\text{with } \begin{cases} \ddot{w} + rw = 0, \\ w(0) = 1, \\ w(d(x, y)) = 1. \end{cases}$$

Then:

- (1) $\rho_{1,\tau} + \rho_{2,\tau} = \rho_\tau$ almost surely.
- (2) The diffusions $(x_\tau, y_\tau, \rho_{1,\tau}, \rho_{2,\tau})$ and $(x_\tau, y_\tau, \rho_{2,\tau}, \rho_{1,\tau})$ have the same law. In particular, $(x_\tau, y_\tau, \rho_{1,\tau})$ and $(x_\tau, y_\tau, \rho_{2,\tau})$ have the same law.
- (3) If $z_\tau = \gamma_{x_\tau, y_\tau}(\rho_{1,\tau})$, then for any smooth function φ on M ,

$$(88) \quad \varphi(z_\tau) - \int_0^\tau \left(\frac{\alpha^2(u)}{2} [\Delta \varphi](z_u) + \theta(u) \langle \nabla \varphi(z_u), \dot{\gamma}_{x_u, y_u}(\rho_{1,u}) \rangle \right) du$$

is a martingale with respect to the filtration generated by W_1 , W_2 and W_3 , where

$$\begin{aligned} & \theta(\tau, x, y, \rho_1, \rho_2) \\ &= \beta(\tau, x, y, \rho_1, \rho_2) \\ &+ a^2(\tau, x, y, \rho_1, \rho_2) \\ &\times \left(\frac{\rho_1}{d(x, y)} \dot{w}(0) + r \left(\int_0^{\rho_1} w^2(\sigma) d\sigma - \frac{\rho_1}{d(x, y)} \int_0^{d(x, y)} w^2(\sigma) d\sigma \right) \right). \end{aligned}$$

A word is in place here. The statement of Theorem 15 requires the symmetry of α with respect to ρ_1 and ρ_2 . This is not satisfied by the choice in (87) for arbitrary ρ_1 and ρ_2 . However, because of the choice of β and $\tilde{\beta}$ and Theorem 14, we know that (almost surely) $\rho_{1,\tau} + \rho_{2,\tau} = \rho_\tau$. So it suffices to ensure the symmetry of α and $\tilde{\alpha}$ with respect to ρ_1 and ρ_2 only in the case that $\rho_1 + \rho_2 = \rho = d(x, y)$, which follows from the fact that $w(s) = w(d(x, y) - s)$ for $s \in [0, d(x, y)]$.

For a given l , the solution w to (87) is

$$(89) \quad w(s) = \begin{cases} 1, & r = 0, \\ \frac{\cosh((l - 2s)/2)}{\cosh(l/2)}, & r = -1, \\ \frac{\cos((l - 2s)/2)}{\cos(l/2)}, & r = 1. \end{cases}$$

In particular, if l is small enough, $w(s)$ and all its derivatives stay bounded. In addition to this $\dot{w}(0) = O(l)$, a property which will play an important role in the coming section. Thus, if a is a bounded function, then

$$(90) \quad \sup_{\tau \in [0, d(x, y)]} \theta(\tau, x, y, \rho_1, \rho_2) = O(\rho_1).$$

10. Estimates on the Hessian decay for $\chi(M) \leq 0$. For Euler characteristic less than or equal to 0, we know that \bar{p}_t and $\bar{\nabla}\bar{p}_t$ decay exponentially fast. Our goal is now to extend this to the Hessian of \bar{p}_t , resulting in the convergence of the metric to the constant curvature metric in C^2 . In particular, the curvature converges to a constant.

To estimate the Hessian decay, we proceed in a similar way to the estimation of the gradient, only that now we need to use the coupling procedure for three points rather than two.

Let us denote, for $t > 0$,

$$H(t) = \sup_{x \in M} |\text{Hess } \bar{p}_t(x)|.$$

What we want to show is that $H(t)$ decays to 0 exponentially fast.

THEOREM 18. *For the case $\chi(M) \leq 0$, $H(t)$ converges to 0 exponentially fast as $t \rightarrow \infty$.*

PROOF. To begin with, notice that

$$(91) \quad \langle \text{Hess } \bar{p}_t(z) \xi, \xi \rangle = \lim_{\rho_0 \rightarrow 0} \frac{\bar{p}_t(\gamma(-\rho_0)) - 2\bar{p}_t(z) + \bar{p}_t(\gamma(\rho_0))}{\rho_0^2},$$

where γ is the unique geodesic passing through z and having the initial velocity given by ξ . Thus, similarly to the case of the gradient estimate, we will use the three particle coupling to get a handle on the right-hand side of the above quantity, for sufficiently small ρ_0 .

For convenience, fix a time $t > 0$ and let $s \in [0, 1 \wedge t]$. Pick two points $x, y \in M$, with $d(x, y) = \rho_0$ small enough, and let z be the middle point on the geodesic between x and y such that $d(x, z) = d(z, y) = \rho_0/2$. Consider the triple coupling described by (53) with the choices from Corollary 17. All the data there is completely described by the choice of the time change a of the processes x_τ and y_τ . In this section, we choose

$$(92) \quad a(\tau, x, y, \rho_1, \rho_2) = \sqrt{2}e^{-\bar{p}_{t-\tau}(\lambda_{x,y})},$$

where $\lambda_{x,y}$ is the middle point on the geodesic between x and y . This choice does not depend on ρ_1 or ρ_2 , and consequently it is symmetric in ρ_1 and ρ_2 , as required by Corollary 17. Other choices are possible for the argument here, but we stick with this one because it is symmetric with respect to x and y and makes some of the estimates look more natural.

Now, we consider $\bar{p}_{t-\sigma}(z_\sigma)$, where z_τ is defined in the previous section. Again invoking Corollary 17, we learn that

$$\begin{aligned} & d\bar{p}_{t-\tau}(z_\tau) \\ &= M_{1,\tau} + \left(-\partial_t \bar{p}_{t-\tau}(z_\tau) + \frac{\alpha^2(\tau)}{2} \Delta \bar{p}_{t-\tau}(z_\tau) + \theta(\tau) \langle \nabla \bar{p}_{t-\tau}(z_\tau), \dot{\gamma}_\tau \rangle \right) d\tau, \end{aligned}$$

where $M_{1,\tau}$ is a martingale. From the Ricci flow equation, $\partial_t \bar{p}_{t-\tau}(z_\tau) = e^{-2\bar{p}_{t-\tau}(z_\tau)} \Delta \bar{p}_{t-\tau}(z_\tau) + r(1 - e^{-2\bar{p}_{t-\tau}(z_\tau)})$ so we continue with

$$(93) \quad \begin{aligned} d\bar{p}_{t-\tau}(z_\tau) &= M_{1,\tau} + \left(\left(\frac{\alpha^2(\tau)}{2} - e^{-2\bar{p}_{t-\tau}(z_\tau)} \right) \Delta \bar{p}_{t-\tau}(z_\tau) \right. \\ &\quad \left. + \theta(\tau) \langle \nabla \bar{p}_{t-\tau}(z_\tau), \dot{\gamma}_\tau \rangle - r(1 - e^{-2\bar{p}_{t-\tau}(z_\tau)}) \right) d\tau. \end{aligned}$$

For the semi-martingale $\bar{p}_{t-\tau}(x_\tau)$ we have from (53) and the Ricci flow equation that

$$(94) \quad \begin{aligned} d\bar{p}_{t-\tau}(x_\tau) &= M_{2,\tau} + ((e^{-2\bar{p}_{t-\tau}(\lambda_\tau)} - e^{-2\bar{p}_{t-\tau}(x_\tau)}) \Delta \bar{p}_{t-\tau}(x_\tau) \\ &\quad - r(1 - e^{-2\bar{p}_{t-\tau}(x_\tau)})) d\tau, \end{aligned}$$

where λ_τ is the middle point of the geodesic joining x_τ and y_τ . Similarly, for $\bar{p}_{t-\tau}(y_\tau)$,

$$(95) \quad \begin{aligned} d\bar{p}_{t-\tau}(y_\tau) &= M_{3,\tau} + ((e^{-2\bar{p}_{t-\tau}(\lambda_\tau)} - e^{-2\bar{p}_{t-\tau}(y_\tau)}) \Delta \bar{p}_{t-\tau}(y_\tau) \\ &\quad - r(1 - e^{-2\bar{p}_{t-\tau}(y_\tau)})) d\tau. \end{aligned}$$

Now, putting these together,

$$(96) \quad \begin{aligned} &\bar{p}_{t-\tau}(x_\tau) - 2\bar{p}_{t-\tau}(z_\tau) + \bar{p}_{t-\tau}(y_\tau) \\ &= \bar{p}_t(x) - 2\bar{p}_t(z) + \bar{p}_t(y) + M_\tau \\ &\quad - 2 \int_0^\tau \left(\left(\frac{\alpha^2(u)}{2} - e^{-2\bar{p}_{t-u}(z_u)} \right) \Delta \bar{p}_{t-u}(z_u) \right) du \\ &\quad - 2 \int_0^\tau \theta(u) \langle \nabla \bar{p}_{t-u}(u), \dot{\gamma}_u \rangle du \\ &\quad + \int_0^\tau ((e^{-2\bar{p}_{t-u}(\lambda_u)} - e^{-2\bar{p}_{t-u}(x_u)}) \Delta \bar{p}_{t-u}(x_u) \\ &\quad \quad + (e^{-2\bar{p}_{t-u}(\lambda_u)} - e^{-2\bar{p}_{t-u}(y_u)}) \Delta \bar{p}_{t-u}(y_u)) du \\ &\quad + r \int_0^\tau (e^{-2\bar{p}_{t-u}(x_u)} - 2e^{-2\bar{p}_{t-u}(z_u)} + e^{-2\bar{p}_{t-u}(y_u)}) du, \end{aligned}$$

where M_τ is a martingale.

From the definition of α in Corollary 17 and the fact that we stop the processes before the distance between x and y hits some small number r_0 , it is not hard to prove [e.g., directly from (89)] that there is a constant $C > 0$ such that

$$|\alpha(u) - a(u)| \leq C\rho_u,$$

which in turn, using the gradient decay estimates and the fact that $d(z_u, \lambda_u) \leq d(x_u, y_u)/2 = \rho_u/2$, leads to (notice that $t - u \geq t - 1$ because $u \in [0, 1 \wedge t]$)

$$\begin{aligned} \left| \frac{\alpha^2(u)}{2} - e^{-2\bar{p}_{t-u}(z_u)} \right| &\leq C\rho_u + |e^{-2\bar{p}_{t-u}(z_u)} - e^{-2\bar{p}_{t-u}(\lambda_u)}| \\ &\leq C\rho_u + Ce^{-Ct}\rho_u \leq C\rho_u. \end{aligned}$$

Observe here that we do not need the full power of the exponential decay of the gradient; just the boundedness suffices for this particular estimate, but used in conjunction with (90), for any $u \in [0, 1 \wedge t]$,

$$|\theta(u)\langle \nabla \bar{p}_{t-u}(z_u), \dot{\gamma}_u \rangle| \leq c\rho_u e^{-Ct}.$$

Finally, from the exponential decay of the gradient and elementary arguments, as long as $u \in [0, 1 \wedge t]$,

$$|e^{-2\bar{p}_{t-u}(x_u)} - e^{-2\bar{p}_{t-u}(z_u)}| + |e^{-2\bar{p}_{t-u}(y_u)} - e^{-2\bar{p}_{t-u}(z_u)}| \leq c\rho_u e^{-Ct}$$

and also

$$|e^{-2\bar{p}_{t-u}(x_u)} - e^{-2\bar{p}_{t-u}(\lambda_u)}| + |e^{-2\bar{p}_{t-u}(y_u)} - e^{-2\bar{p}_{t-u}(\lambda_u)}| \leq c\rho_u e^{-Ct}.$$

Now, let σ be the first time u when $\rho_{1,u}$ or $\rho_{2,u}$ becomes 0, and let ζ be the first time u when either $\rho_{1,u}$ or $\rho_{2,u}$ hits r_0 , a small number (less than half of the injectivity radius). Replacing τ by $\tau \wedge \sigma \wedge \zeta$ in (96) and then taking the expectation at $\tau = 0$ and $\tau = s$, combined with the above estimates, lead to

$$\begin{aligned} &|\bar{p}_t(x) - 2\bar{p}_t(z) + \bar{p}_t(y)| \\ (97) \quad &\leq |\mathbb{E}[\bar{p}_{t-s\wedge\sigma\wedge\zeta}(x_{s\wedge\sigma\wedge\zeta}) - 2\bar{p}_{t-s\wedge\sigma\wedge\zeta}(z_{s\wedge\sigma\wedge\zeta}) + \bar{p}_{t-s\wedge\sigma\wedge\zeta}(y_{s\wedge\sigma\wedge\zeta})]| \\ &\quad + ce^{-Ct}\mathbb{E}\left[\int_0^{s\wedge\sigma\wedge\zeta} \rho_u du\right] + c\mathbb{E}\left[\int_0^{s\wedge\sigma\wedge\zeta} \rho_u H(t-u) du\right] \end{aligned}$$

for any $s \in [0, 1 \wedge t]$.

Next, the stopping time σ is $T_1 \wedge T_2$, where T_1 and T_2 are, respectively, the first time ρ_1 hits 0 and the first time ρ_2 hits 0. Now we can write

$$\begin{aligned} &\mathbb{E}[\bar{p}_{t-s\wedge\sigma\wedge\zeta}(x_{s\wedge\sigma\wedge\zeta}) - 2\bar{p}_{t-s\wedge\sigma\wedge\zeta}(z_{s\wedge\sigma\wedge\zeta}) + \bar{p}_{t-s\wedge\sigma\wedge\zeta}(y_{s\wedge\sigma\wedge\zeta})] \\ &= \mathbb{E}[\bar{p}_{t-s\wedge\zeta}(x_{s\wedge\zeta}) - 2\bar{p}_{t-s\wedge\zeta}(z_{s\wedge\zeta}) + \bar{p}_{t-s\wedge\zeta}(y_{s\wedge\zeta}), \zeta < \sigma] \\ &\quad + \mathbb{E}[\bar{p}_{t-s\wedge\sigma}(x_{s\wedge\sigma}) - 2\bar{p}_{t-s\wedge\sigma}(z_{s\wedge\sigma}) + \bar{p}_{t-s\wedge\sigma}(y_{s\wedge\sigma}), \sigma \leq \zeta] \\ &= \mathbb{E}[\bar{p}_{t-s\wedge\zeta}(x_{s\wedge\zeta}) - 2\bar{p}_{t-s\wedge\zeta}(z_{s\wedge\zeta}) + \bar{p}_{t-s\wedge\zeta}(y_{s\wedge\zeta}), \zeta < \sigma] \\ (98) \quad &+ \mathbb{E}[\bar{p}_{t-T_1}(y_{T_1}) - \bar{p}_{t-T_1}(x_{T_1}), T_1 < T_2 \leq s \wedge \zeta] \\ &+ \mathbb{E}[\bar{p}_{t-T_2}(x_{T_2}) - \bar{p}_{t-T_2}(y_{T_2}), T_2 < T_1 \leq s \wedge \zeta] \\ &+ \mathbb{E}[\bar{p}_{t-T_1}(y_{T_1}) - \bar{p}_{t-T_1}(x_{T_1}), T_1 \leq s \wedge \zeta < T_2] \\ &+ \mathbb{E}[\bar{p}_{t-T_2}(x_{T_2}) - \bar{p}_{t-T_2}(y_{T_2}), T_2 \leq s \wedge \zeta < T_1] \\ &+ \mathbb{E}[\bar{p}_{t-s}(x_s) - 2\bar{p}_{t-s}(z_s) + \bar{p}_{t-s}(y_s), s \leq \sigma < \zeta]. \end{aligned}$$

Here, we bear to fruit the work done in the previous section and argue that due to the symmetry with respect to ρ_1 and ρ_2 from Corollary 17, we have the crucial cancellations

$$(99) \quad \begin{aligned} & \mathbb{E}[\bar{p}_{t-T_1}(y_{T_1}) - \bar{p}_{t-T_1}(x_{T_1}), T_1 < T_2 \leq s \wedge \zeta] \\ & + \mathbb{E}[\bar{p}_{t-T_2}(x_{T_2}) - \bar{p}_{t-T_2}(y_{T_2}), T_2 < T_1 \leq s \wedge \zeta] = 0 \end{aligned}$$

and also

$$(100) \quad \begin{aligned} & \mathbb{E}[\bar{p}_{t-T_1}(y_{T_1}) - \bar{p}_{t-T_1}(x_{T_1}), T_1 \leq s \wedge \zeta < T_2] \\ & + \mathbb{E}[\bar{p}_{t-T_2}(x_{T_2}) - \bar{p}_{t-T_2}(y_{T_2}), T_2 \leq s \wedge \zeta < T_1] = 0. \end{aligned}$$

Furthermore, from the exponential decay of \bar{p} and $\nabla \bar{p}$, for any $s \in [0, 1 \wedge t]$ we have

$$\begin{aligned} & |\mathbb{E}[\bar{p}_{t-s \wedge \sigma \wedge \zeta}(x_{s \wedge \sigma \wedge \zeta}) - 2\bar{p}_{t-s \wedge \sigma \wedge \zeta}(z_{s \wedge \sigma \wedge \zeta}) + \bar{p}_{t-s \wedge \sigma \wedge \zeta}(y_{s \wedge \sigma \wedge \zeta})]| \\ & \leq \mathbb{E}[|\bar{p}_{t-s \wedge \zeta}(x_{s \wedge \zeta}) - 2\bar{p}_{t-s \wedge \zeta}(z_{s \wedge \zeta}) + \bar{p}_{t-s \wedge \zeta}(y_{s \wedge \zeta})|, \zeta < \sigma] \\ & \quad + \mathbb{E}[|\bar{p}_{t-s}(x_s) - 2\bar{p}_{t-s}(z_s) + \bar{p}_{t-s}(y_s)|, s \leq \sigma \leq \zeta] \\ & \leq ce^{-Ct} \mathbb{P}(\zeta \leq s \wedge \sigma) + ce^{-Ct} \mathbb{E}[\rho_s, s \leq \sigma \wedge \zeta], \end{aligned}$$

where we used the following inequalities:

$$\begin{aligned} & |\mathbb{E}[\bar{p}_{t-s \wedge \zeta}(x_{s \wedge \zeta}) - 2\bar{p}_{t-s \wedge \zeta}(z_{s \wedge \zeta}) + \bar{p}_{t-s \wedge \zeta}(y_{s \wedge \zeta}), \zeta < \sigma]| \\ & \leq \mathbb{E}[|\bar{p}_{t-s}(x_s) - 2\bar{p}_{t-s}(z_s) + \bar{p}_{t-s}(y_s)|, s < \zeta < \sigma] \\ & \quad + \mathbb{E}[|\bar{p}_{t-\zeta}(x_\zeta) - 2\bar{p}_{t-\zeta}(z_\zeta) + \bar{p}_{t-\zeta}(y_\zeta)|, \zeta \leq s \wedge \sigma] \\ & \leq ce^{-Ct} \mathbb{E}[\rho_s, s < \sigma \wedge \zeta] + ce^{-Ct} \mathbb{P}(\zeta \leq s \wedge \sigma). \end{aligned}$$

Putting these together into (97), plus a little simplification, gives that for any $s \in [0, 1 \wedge t]$

$$\begin{aligned} & |\bar{p}_t(x) - 2\bar{p}_t(z) + \bar{p}_t(y)| \\ & \leq ce^{-Ct} \mathbb{P}(\zeta \leq s \wedge \sigma) + ce^{-Ct} \mathbb{E}[\rho_s, s \leq \sigma \wedge \zeta] \\ & \quad + ce^{-Ct} \int_0^s \mathbb{E}[\rho_u, u \leq \sigma \wedge \zeta] du + c \int_0^s H(t-u) \mathbb{E}[\rho_u, u \leq \sigma \wedge \zeta] du. \end{aligned}$$

A further simplification is due to the symmetry with respect to ρ_1 and ρ_2 from Corollary 17, which has the effect that

$$\mathbb{E}[\rho_u, u < \sigma \wedge \zeta] = 2\mathbb{E}[\rho_{1,u}, u < \sigma \wedge \zeta],$$

and thus for $s \in [0, 1 \wedge t]$,

$$|\bar{p}_t(x) - 2\bar{p}_t(z) + \bar{p}_t(y)|$$

$$\begin{aligned}
(101) \quad & \leq Ce^{-Ct} \mathbb{P}(\zeta < s \wedge \sigma) + Ce^{-Ct} \mathbb{E}[\rho_{1,s}, s < \sigma \wedge \zeta] \\
& + e^{-Ct} \int_0^s \mathbb{E}[\rho_{1,u}, u < \sigma \wedge \zeta] du \\
& + C \int_0^s H(t-u) \mathbb{E}[\rho_{1,u}, u < \sigma \wedge \zeta] du.
\end{aligned}$$

The key step forward is the following result.

THEOREM 19. *Let W^1, W^2 and W^3 be three independent, one-dimensional Brownian motions, and let $\tilde{\rho}_1$ and $\tilde{\rho}_2$ be two processes such that $\tilde{\rho}_{1,0} = \tilde{\rho}_{2,0} = \tilde{\rho}_0 > 0$ and*

$$(102) \quad \begin{cases} d\tilde{\rho}_{1,\tau} = (1 + O(\tilde{\rho}_{1,\tau}))(A_\tau dW_\tau^1 + B_\tau dW_\tau^2) \\ \quad + (1 + O(\tilde{\rho}_{1,\tau})) dW_\tau^3 + O(1) d\tau, \\ d\tilde{\rho}_{2,\tau} = (1 + O(\tilde{\rho}_{2,\tau}))(A_\tau dW_\tau^1 + B_\tau dW_\tau^2) \\ \quad - (1 + O(\tilde{\rho}_{2,\tau})) dW_\tau^3 + O(1) d\tau, \end{cases}$$

with $A_\tau^2 + B_\tau^2 = 1$.

Let $\tilde{\sigma}$ be the first hitting time of 0 for the process $\tilde{\rho}_1 \tilde{\rho}_2$ and $\tilde{\zeta}$ the first time either $\tilde{\rho}_1$ or $\tilde{\rho}_2$ hits some value \tilde{r}_0 . Assume that (102) is valid for $\tau \in [0, \tilde{\sigma} \wedge \tilde{\zeta}]$, and in addition that for some constant $C > 0$

$$(103) \quad \mathbb{E}[\tilde{\rho}_{2,s}, s < \tilde{\sigma} \wedge \tilde{\zeta}] \leq C \mathbb{E}[\tilde{\rho}_{1,s}, s < \tilde{\sigma} \wedge \tilde{\zeta}] \quad \text{for all } s \in [0, 1 \wedge t].$$

Then there is a constant $C > 0$ such that, for all $s \in [0, 1 \wedge t]$ and sufficiently small $\tilde{\rho}_0 > 0$,

$$(104) \quad \mathbb{E}[\tilde{\rho}_{1,s}, s < \tilde{\sigma} \wedge \tilde{\zeta}] \leq C \tilde{\rho}_0^2 / \sqrt{s}$$

and

$$(105) \quad \mathbb{P}(\tilde{\zeta} < s \wedge \tilde{\sigma}) \leq C \tilde{\rho}_0^2.$$

PROOF. If we regard the process $(\tilde{\rho}_{1,\tau}, \tilde{\rho}_{2,\tau})$ as a process in the first quadrant, the equations in (102) tell us that near the axes the process is near $\sqrt{2}$ times a two-dimensional Brownian motion which certainly satisfies both properties (104) and (105). Consequently, what we will do is to compare $\mathbb{E}[\tilde{\rho}_{1,s}, s < \tilde{\sigma}]$ with the analogous quantity in which $\tilde{\rho}_1$ and $\tilde{\rho}_2$ run as independent Brownian motions.

In the simplest case in which $(\tilde{\rho}_1, \tilde{\rho}_2)$ is $\sqrt{2}$ times a planar Brownian motion started at $(\tilde{\rho}_0, \tilde{\rho}_0)$ the quantity $\mathbb{E}[f(\tilde{\rho}_{1,s}, \tilde{\rho}_{2,s}), s < \tilde{\sigma}]$ is simply $\varphi(s, \tilde{\rho}_0, \tilde{\rho}_0)$, with φ being the solution to the following PDE on the upper-right quadrant $\Omega = \{(x, y) \in \mathbb{R}^2, x, y > 0\}$:

$$(106) \quad \begin{cases} \partial_t \varphi = \Delta \varphi, \\ \varphi(t, (x, y)) = 0, & (x, y) \in \partial\Omega, \\ \varphi(0, (x, y)) = f(x, y), & (x, y) \in \Omega. \end{cases}$$

This solution can be written in an explicit form in terms of the heat kernel, which we discuss now. On the half line, the heat kernel for the Laplacian with the Dirichlet boundary condition is given by

$$h_t(x, y) = \frac{1}{\sqrt{4\pi t}} (e^{-(x-y)^2/4t} - e^{-(x+y)^2/4t})$$

for all $x, y, t > 0$. On Ω , the heat kernel with the Dirichlet boundary condition is simply

$$\mathbf{h}_t((x_1, x_2), (y_1, y_2)) = h_t(x_1, y_1)h_t(x_2, y_2).$$

Turning back to the PDE (106), the solution is given by

$$\varphi(t, x, y) = \int_0^\infty \int_0^\infty \mathbf{h}_t((x, y), (x_1, y_1)) f(x_1, y_1) dx_1 dy_1.$$

For the case we are most interested in, namely $f(x, y) = x$, the solution above can be computed as

$$\varphi(s, x, y) = x\Phi\left(\frac{y}{\sqrt{s}}\right) \quad \text{with } \Phi(x) = \frac{1}{\sqrt{\pi}} \int_0^y e^{-u^2/4} du.$$

Now we go back to the system (102) and take $\varphi(s - \tau, \tilde{\rho}_{1,\tau}, \tilde{\rho}_{2,\tau})$ as a semi-martingale which, from Itô's formula and $\partial_t \varphi = \Delta \varphi$, becomes

$$\begin{aligned} d\varphi(s - \tau, \tilde{\rho}_{1,\tau}, \tilde{\rho}_{2,\tau}) &= \partial_x \varphi d\tilde{\rho}_{1,\tau} + \partial_y \varphi d\tilde{\rho}_{2,\tau} - \partial_t \varphi d\tau \\ &\quad + \frac{1}{2} \partial_{xx}^2 \varphi d\langle \tilde{\rho}_1 \rangle_\tau + \partial_{xy}^2 \varphi d\langle \tilde{\rho}_1, \tilde{\rho}_2 \rangle_\tau + \frac{1}{2} \partial_{yy}^2 \varphi d\langle \tilde{\rho}_2 \rangle_\tau \\ &= M_\tau + O(1) \left(\Phi\left(\frac{\tilde{\rho}_{2,\tau}}{\sqrt{s-\tau}}\right) + \frac{\tilde{\rho}_{1,\tau}}{\sqrt{s-\tau}} \Phi'\left(\frac{\tilde{\rho}_{2,\tau}}{\sqrt{s-\tau}}\right) \right) d\tau \\ &\quad + \frac{\tilde{\rho}_{1,\tau} O(\tilde{\rho}_{2,\tau}) \Phi''(\tilde{\rho}_{2,\tau}/\sqrt{s-\tau})}{s-\tau} d\tau + \frac{O(\tilde{\rho}_{1,\tau} + \tilde{\rho}_{2,\tau})}{\sqrt{s-\tau}} \Phi'\left(\frac{\tilde{\rho}_{2,\tau}}{\sqrt{s-\tau}}\right) d\tau, \end{aligned}$$

where M_τ is a martingale. Since Φ' and $y\Phi''(y)$ are bounded, we deduce that the drift in the above is bounded in absolute value by $\frac{C(\tilde{\rho}_{1,\tau} + \tilde{\rho}_{2,\tau})}{\sqrt{s-\tau}}$. Now replacing τ by $\tau \wedge \tilde{\sigma} \wedge \tilde{\zeta}$ and evaluating at $\tau = 0$ and $\tau = s$, we are led to

$$\begin{aligned} \mathbb{E}[\tilde{\rho}_{1,s}, s < \tilde{\sigma} \wedge \tilde{\zeta}] &\leq \mathbb{E}[\varphi(s - s \wedge \tilde{\sigma} \wedge \tilde{\zeta}, \tilde{\rho}_{1,s \wedge \tilde{\sigma} \wedge \tilde{\zeta}}, \tilde{\rho}_{2,s \wedge \tilde{\sigma} \wedge \tilde{\zeta}})] \\ &\leq \varphi(s, \tilde{\rho}_0, \tilde{\rho}_0) + C \mathbb{E} \left[\int_0^{s \wedge \tilde{\sigma} \wedge \tilde{\zeta}} \frac{\tilde{\rho}_{1,\tau} + \tilde{\rho}_{2,\tau}}{\sqrt{s-\tau}} d\tau \right] \\ &\leq C \tilde{\rho}_0 \Phi\left(\frac{\tilde{\rho}_0}{\sqrt{s}}\right) + C \int_0^s \frac{\mathbb{E}[\tilde{\rho}_{1,\tau} + \tilde{\rho}_{2,\tau}, \tau < \tilde{\sigma} \wedge \tilde{\zeta}]}{\sqrt{s-\tau}} d\tau. \end{aligned}$$

Denote for simplicity $f(s) = \mathbb{E}[\tilde{\rho}_{1,s}, s < \tilde{\sigma} \wedge \tilde{\zeta}]$ and $g(s) = C\tilde{\rho}_0\Phi(\frac{\tilde{\rho}_0}{\sqrt{s}})$. Now condition (103) implies for all $s \in [0, 1 \wedge t]$ that

$$(107) \quad f(s) \leq g(s) + C \int_0^s \frac{f(\tau)}{\sqrt{s-\tau}} d\tau.$$

This functional inequality is interesting enough to be treated separately, and so we do this formally in the following result. Incidentally, this also appears in renewal theory, but we were not able to pinpoint exactly this statement in the literature.

LEMMA 20. *Assume $f, g: [0, t] \rightarrow [0, \infty)$ are bounded, continuous functions such that for all $s \in [0, 1 \wedge t]$*

$$(108) \quad f(s) \leq g(s) + C \int_0^s \frac{f(\tau)}{\sqrt{s-\tau}} d\tau.$$

If $g(s) \leq C\rho^2/\sqrt{s}$ for all $s \in [0, 1 \wedge t]$, then

$$f(s) \leq C\rho^2/\sqrt{s} \quad \text{for all } s \in (0, 1 \wedge t].$$

PROOF. Rewrite (108) in the form

$$f(s) \leq g(s) + C \int_0^s \frac{f(\tau)}{\sqrt{s-\tau}} d\tau = g(s) + C\sqrt{s} \int_0^1 \frac{f(sw)}{\sqrt{1-w}} dw.$$

Now introduce the random variable W with density $\frac{1}{2\sqrt{1-w}}$ and observe that the right-hand side of the above equation becomes $g(s) + C\sqrt{s}\mathbb{E}[f(sW)]$. Hence, the inequality at hand can be rewritten as

$$f(s) \leq g(s) + C\sqrt{s}\mathbb{E}[f(sW)].$$

Iterating this inequality, one can prove that if we pick an i.i.d. sequence W_1, W_2, \dots with the same distribution as W , then for any $n \geq 1$,

$$\begin{aligned} f(s) &\leq \sum_{k=0}^n (C\sqrt{s})^k \mathbb{E}[\sqrt{W_1}\sqrt{W_1W_2}\cdots\sqrt{W_1W_2\cdots W_{k-1}}g(sW_1W_2\cdots W_k)] \\ &\quad + (C\sqrt{s})^{n+1}\mathbb{E}[\sqrt{W_1}\sqrt{W_1W_2}\cdots\sqrt{W_1W_2\cdots W_n}f(sW_1W_2\cdots W_{n+1})]. \end{aligned}$$

The random variable W has moments

$$\mathbb{E}[W^k] = \frac{\sqrt{\pi}\Gamma(k+1)}{2\Gamma(k+3/2)} \quad \text{for all } k > -1.$$

Particularly important is the case of $k = -1/2$, so that $\frac{1}{\sqrt{W}}$ is integrable, and in fact $\mathbb{E}[1/\sqrt{W}] = \pi/2$. It is an elementary task to obtain from this that, for some constant $C > 0$,

$$\mathbb{E}[W^k] \leq C/\sqrt{k} \quad \text{for all } k > 0.$$

Since g is bounded, the series

$$\sum_{k=0}^{\infty} (C\sqrt{s})^k \mathbb{E}[\sqrt{W_1} \sqrt{W_1 W_2} \cdots \sqrt{W_1 W_2 \cdots W_{k-1}} g(sW_1 W_2 \cdots W_k)]$$

is absolutely convergent and

$$(C\sqrt{s})^n \mathbb{E}[\sqrt{W_1} \sqrt{W_1 W_2} \cdots \sqrt{W_1 W_2 \cdots W_n} f(sW_1 W_2 \cdots W_{n+1})]$$

goes to 0 as $n \rightarrow \infty$. Consequently,

$$f(s) \leq \sum_{k=0}^{\infty} (C\sqrt{s})^k \mathbb{E}[\sqrt{W_1} \sqrt{W_1 W_2} \cdots \sqrt{W_1 W_2 \cdots W_{k-1}} g(sW_1 W_2 \cdots W_k)].$$

If $g(s) \leq C\rho^2/\sqrt{s}$, the above yields

$$f(s) \leq C \frac{\rho^2}{\sqrt{s}} \sum_{k=0}^{\infty} (C\sqrt{s})^k \mathbb{E} \left[\frac{\sqrt{W_1} \sqrt{W_1 W_2} \cdots \sqrt{W_1 W_2 \cdots W_{k-1}}}{\sqrt{W_1 W_2 \cdots W_k}} \right] = \frac{C\rho^2}{\sqrt{s}},$$

where we used the decay of the moments of W together with the fact that $1/\sqrt{W}$ is integrable to justify that the series is convergent. \square

The rest of the proof of (104) follows now from Lemma 20.

We now turn our attention to (105) and observe that, from (102), we easily obtain that

$$\begin{aligned} d(\tilde{\rho}_1 \tilde{\rho}_2) &= \tilde{\rho}_1 d\tilde{\rho}_2 + \tilde{\rho}_2 d\tilde{\rho}_1 + d\langle \tilde{\rho}_1, \tilde{\rho}_2 \rangle_{\tau} \\ &= dM_{\tau} + O(\tilde{\rho}_1 + \tilde{\rho}_2) d\tau \end{aligned}$$

with M_{τ} a martingale. Using this at the times $\tau = 0$ and $\tau = s \wedge \tilde{\sigma} \wedge \tilde{\zeta}$ with $0 \leq s \leq 1 \wedge t$ and integrating, we get

$$\begin{aligned} \tilde{r}_0^2 \mathbb{P}(\tilde{\zeta} < s \wedge \tilde{\sigma}) &\leq \mathbb{E}[\tilde{\rho}_{1,s \wedge \tilde{\sigma} \wedge \tilde{\zeta}} \tilde{\rho}_{2,s \wedge \tilde{\sigma} \wedge \tilde{\zeta}}] \leq \tilde{\rho}_0^2 + C \mathbb{E} \left[\int_0^{s \wedge \tilde{\sigma} \wedge \tilde{\zeta}} (\tilde{\rho}_{1,\tau} + \tilde{\rho}_{2,\tau}) d\tau \right] \\ &\leq \tilde{\rho}_0^2 + C \int_0^s \mathbb{E}[(\tilde{\rho}_{1,\tau} + \tilde{\rho}_{2,\tau}), \tau < \tilde{\sigma} \wedge \tilde{\zeta}] d\tau \\ &\stackrel{(103) \text{ and } (104)}{\leq} \tilde{\rho}_0^2 + C \int_0^s \frac{\tilde{\rho}_0^2}{\sqrt{\tau}} d\tau = C\tilde{\rho}_0^2, \end{aligned}$$

which is what we needed. \square

Now we go back to (101). We cannot use Theorem 19 to conclude that $\mathbb{E}[\rho_{1,s}, s < \sigma \wedge \zeta] \leq C\rho_0^2/\sqrt{s}$ because the equations satisfied by ρ_1 and ρ_2 are not of the form (102). However, if we take $\tilde{\rho}_{1,s} = \rho_{1,s} e^{\tilde{p}t - s(\lambda_s)}$, $\tilde{\rho}_{2,s} =$

$\rho_{2,s}e^{\bar{p}_t-s(\lambda_s)}$, then (53) and an application of Itô's formula (followed by several rearrangements) show that $\tilde{\rho}_1$ and $\tilde{\rho}_2$ do satisfy (102). In addition, Corollary 17 combined with the fact that $e^{\bar{p}_t-s(\lambda_s)}$ is bounded shows that (103) is also satisfied. Therefore, according to Theorem 19, $\mathbb{E}[\tilde{\rho}_{1,s}, s < \sigma \wedge \zeta] \leq C\rho_0^2/\sqrt{s}$ and this in turn implies

$$\mathbb{E}[\rho_{1,s}, s < \sigma \wedge \zeta] \leq C\rho_0^2/\sqrt{s} \quad \text{and} \quad \int_0^s \mathbb{E}[\rho_{1,u}, u < \sigma \wedge \zeta] du \leq C\rho_0^2\sqrt{s}.$$

Using the preceding in (101), we write the resulting equation as

$$|\bar{p}_t(x) - 2\bar{p}_t(z) + \bar{p}_t(y)| \leq c\rho_0^2 \frac{e^{-Ct}}{\sqrt{s}} + c\rho_0^2 \int_0^s \frac{H(t-u)}{\sqrt{u}} du$$

for any $s \in [0, 1 \wedge t]$.

Now dividing both sides by ρ_0^2 and then letting ρ_0 tend to 0, we arrive at

$$H(t) \leq c \frac{e^{-Ct}}{\sqrt{s}} + c \int_0^s \frac{H(t-u)}{\sqrt{u}} du \quad \text{for any } s \in [0, 1 \wedge t].$$

From here, the rest is taken care of by the following lemma.

LEMMA 21. *If $H: [0, \infty) \rightarrow [0, \infty)$ is a continuous function such that, for some constant $C > 0$,*

$$(109) \quad H(t) \leq c \left(\frac{e^{-Ct}}{\sqrt{s}} + \int_0^s \frac{H(t-u)}{\sqrt{u}} du \right), \quad 0 < s \leq 1 \wedge t,$$

then there are constants $k, K > 0$ such that

$$H(t) \leq K e^{-kt} \quad \text{for all } t > 0.$$

PROOF. It suffices to concentrate on the case $t \geq 1$. The strategy is similar to the one for proving Lemma 12 with a few tweaks.

Let $m_n = \sup_{t \in [n, n+1]} H(t)$ and $M_n = \sup_{t \in [n-1, n+1]} H(t)$. Clearly, $m_n \leq M_n$ and M_n is either m_n or m_{n-1} .

Now, if we take the t which maximizes $H(t)$ on $[n, n+1]$ and use (109), we get that for some constant $C > 0$ and any $s \in [0, 1]$,

$$m_n \leq c \left(\frac{e^{-Cn}}{\sqrt{s}} + \sqrt{s} M_n \right).$$

We want to minimize the right-hand side of the above expression over $s \in [0, 1]$. For any $a, b > 0$, the minimum of $a/\sqrt{s} + b\sqrt{s}$ with $s \in [0, 1]$ is attained at $\frac{a}{b} \wedge 1$. Hence,

$$m_n \leq c \left(\frac{e^{-Cn}}{\sqrt{e^{-Cn}/M_n \wedge 1}} + M_n \left(\sqrt{\frac{e^{-Cn}}{M_n} \wedge 1} \right) \right).$$

Now, for each given n , we have one of the following two cases:

(1) *Case:* $e^{-Cn/2} \leq M_n$. This leads first to $e^{-Cn}/M_n < e^{-Cn/2} < 1$, and then to

$$m_n \leq 2ce^{-Cn/2} \sqrt{M_n} \leq 2ce^{-Cn/4} M_n.$$

This is enough to conclude that for a large n_1 (e.g., such that $2ce^{-Cn_1/4} < 1/2$) and $n \geq n_1$ one gets $m_n \leq M_n/2$, which means that we cannot have $M_n = m_n$ unless $m_n = m_{n-1} = 0$. Hence $M_n = m_{n-1}$, which in turn implies that for some $k > 0$

$$(*) \quad m_n \leq e^{-k} m_{n-1} \quad \text{if } n \geq n_1.$$

(2) *Case:* $M_n \leq e^{-Cn/2}$. This already yields

$$(**) \quad m_n \leq e^{-kn}.$$

Notice that we can arrange the constant $k > 0$ to be the same in $(*)$ and $(**)$ simply by taking the smaller.

By combining $(*)$ and $(**)$, we can show that m_n decays exponentially fast. Indeed, if there is $n_2 \geq n_1$ for which the second alternative holds, then $m_{n_2} \leq e^{-kn_2}$. Then an easy induction and use of both alternatives yields that $m_n \leq e^{-kn}$ for all $n \geq n_2$. On the other hand, if there is no such n_2 , that means the first alternative holds, and this means that $m_n \leq m_{n-1}e^{-k}$ for all $n \geq n_1$. This then results in $m_n \leq m_{n_1}e^{-k(n-n_1)}$, and thus the exponential decay follows again. \square

This completes the proof of Theorem 18. \square

11. C^k convergence of \bar{p} on surfaces with $\chi(M) \leq 0$. In the previous two sections, using the same notation and assumptions, we proved there exists a constant $C > 0$ such that

$$(110) \quad \sup_{x \in M} |\bar{p}_t(x)| + \sup_{x \in M} |\nabla \bar{p}_t(x)| + \sup_{x \in M} |\text{Hess } \bar{p}_t(x)| \leq ce^{-Ct} \quad \text{for all } t > 0.$$

Alternatively stated, \bar{p} converges to 0 exponentially fast in the C^2 -norm. In particular, this proves that the metric g_t converges to the constant curvature metric h in the C^2 -topology, and thus the curvature of g_t converges uniformly to a constant.

We now complete our discussion of the convergence to the constant curvature metric by extending this to C^∞ -convergence. The culmination of the last several sections is the following theorem.

THEOREM 22. *Let M be a smooth, compact surface with $\chi(M) \leq 0$, with a reference metric h of constant curvature 0 or -1 , and let g_0 be a smooth initial metric in the same conformal class as h and with the same area. Then if we let \bar{p}_t for $t \in [0, \infty)$ be the associated solution to the normalized Ricci flow [as given in equation (9)], we have that*

$$\bar{p}_t \rightarrow 0 \quad \text{in } C^\infty, \text{ exponentially fast,}$$

in the sense that this convergence takes place exponentially fast in the C^k -norm for all positive integers k . Stated differently, if g_t for $t \in [0, \infty)$ is the family of solution metrics to the normalized Ricci flow (and so the metrics corresponding to \bar{p}_t), then $g_t \rightarrow h$ in C^∞ , exponentially fast.

PROOF. We start with the equation

$$\partial_t \bar{p} = e^{-2\bar{p}_t} \Delta \bar{p}_t + r(1 - e^{-2\bar{p}_t}).$$

Now we can assume, by induction, that all derivatives of \bar{p}_t of order l with $0 \leq l \leq k-1$ decay to 0 exponentially fast as t goes to infinity. In light of the C^2 -convergence, we may assume that $k \geq 3$.

Taking the k th derivative $\bar{p}_t^{(k)} = \nabla^{(k)} \bar{p}_t$, after commuting the Laplacian with the covariant derivative we obtain

$$(111) \quad \partial_t \bar{p}_t^{(k)} = e^{-2\bar{p}_t} \Delta \bar{p}_t^{(k)} + 2re^{-2\bar{p}_t} \bar{p}_t^{(k)} + Q_t^{(k)},$$

where $Q_t^{(k)}$ depends on the lower order derivatives of \bar{p}_t , and thus we may assume by induction that for $k \geq 2$,

$$(112) \quad |Q_t^{(k)}| \leq ce^{-Ct}.$$

The idea now is to write a Feynman–Kac formula for the solution to (111) and get the estimates from this. Indeed, notice that if x_σ is the time changed Brownian motion starting at x which is defined by (12), then

$$(113) \quad \begin{aligned} & \exp\left(2r \int_0^\sigma e^{-2\bar{p}_{t-u}(x_u)} du\right) \mathcal{T}_\sigma \bar{p}_{t-\sigma}^{(k)}(x_\sigma) \\ & + \int_0^\sigma \exp\left(2r \int_0^u e^{-2\bar{p}_{t-v}(x_v)} dv\right) \mathcal{T}_u Q_{t-u}^{(k)}(x_u) du \end{aligned}$$

is a martingale, where \mathcal{T}_u is the extension to tensors of the parallel transport (with respect to the underlying metric h) along the path $x|_{[u,0]}$ from x_u to $x_0 = x$. From the technical side, this expression can be seen in a clear way by lifting the equation (111) to the orthonormal frame bundle, where the lift of $\bar{p}_t^{(k)}$ takes values in a tensor product space of a fixed 2-dimensional Euclidean space. This is standard in stochastic analysis and we do not belabor it.

One result of equation (113) is that evaluation at $\sigma = 0$ and $\sigma = t$ yields

$$(114) \quad \begin{aligned} \bar{p}_t^{(k)}(x) &= \mathbb{E} \left[\exp \left(2r \int_0^t e^{-2\bar{p}_{t-u}(x_u)} du \right) \mathcal{T}_t \bar{p}_0^{(k)}(x_t) \right] \\ &\quad + \mathbb{E} \left[\int_0^t \exp \left(2r \int_0^u e^{-2\bar{p}_{t-v}(x_v)} dv \right) \mathcal{T}_u Q_{t-u}^{(k)}(x_u) du \right]. \end{aligned}$$

Notice the first consequence of this, namely that $|\bar{p}_t^{(k)}|$ is bounded for $r \leq 0$ (which is the case under consideration). We consider separately the cases $r = -1$ and $r = 0$.

Case: $r = -1$. From the exponential decay of \bar{p}_t and the induction hypothesis (the decay of $Q_t^{(k)}$), it is easy to see that

$$|\bar{p}_t^{(k)}(x)| \leq ce^{-Ct} \quad \text{for all } t \geq 0,$$

and thus the induction is done.

Case: $r = 0$. For the flat case, we still learn from (114) that $\bar{p}_t^{(k)}(x)$ is uniformly bounded in t and x . Since the curvature of the underlying metric h is 0, we know (cf. [31], Theorem 8.1, Chapter II) that the holonomy groups are trivial (perhaps after lifting to the orientation cover). Stated differently, the parallel transport along loops is the identity.

To finish the argument, we are going to use the coupling technique we already exploited for the gradient estimates. Start with a fixed point $x \in M$ and a unit vector ξ , and write

$$(115) \quad \bar{p}_t^{(k)}(x)\xi = \nabla_\xi \bar{p}_t^{(k-1)} = \lim_{h \rightarrow 0} \frac{\mathcal{T}_h \bar{p}_t^{(k-1)}(\gamma(h)) - \bar{p}_t^{(k-1)}(x)}{h},$$

where \mathcal{T}_h is the parallel transport from $T_{\gamma(h)}$ to T_x along the geodesic γ started at x with initial velocity ξ .

Now we use the martingale representation (113) with k replaced by $(k-1)$ to see that, for x and y close enough and \mathcal{T} the parallel transport from T_y to T_x along the minimizing geodesic,

$$\begin{aligned} &\mathcal{T} \bar{p}_t^{(k-1)}(y) - \bar{p}_t^{(k-1)}(x) \\ &= \mathbb{E} [\mathcal{T} \mathcal{T}_\sigma \bar{p}_{t-\sigma}^{(k-1)}(y_\sigma) - \mathcal{T}_\sigma \bar{p}_{t-\sigma}^{(k-1)}(x_\sigma)] \\ &\quad - \mathbb{E} \left[\int_0^\sigma (\mathcal{T} \mathcal{T}_u Q_{t-u}^{(k-1)}(y_u) - \mathcal{T}_u Q_{t-u}^{(k-1)}(x_u)) du \right]. \end{aligned}$$

Take $t \geq 1$ and let σ be $1 \wedge \tau$ with τ the coupling time of x_u and y_u which run mirror coupled. Now, because the holonomy group is trivial, it follows

that

$$\begin{aligned} & \mathbb{E}[\mathcal{T}\mathcal{T}_{1\wedge\tau}\bar{p}_{t-1\wedge\tau}^{(k-1)}(y_{1\wedge\tau}) - \mathcal{T}_{1\wedge\tau}\bar{p}_{t-1\wedge\tau}^{(k-1)}(x_{1\wedge\tau})] \\ &= \mathbb{E}[\mathcal{T}\mathcal{T}_1\bar{p}_{t-1}^{(k-1)}(y_1) - \mathcal{T}_1\bar{p}_{t-1}^{(k-1)}(x_1), 1 < \tau]. \end{aligned}$$

From this and the exponential decay of $\bar{p}_t^{(k-1)}$ and $Q_t^{(k-1)}$, we have

$$|\mathcal{T}\bar{p}_t^{(k-1)}(y) - \bar{p}_t^{(k-1)}(x)| \leq e^{-Ct}\mathbb{P}(1 < \tau) + e^{-Ct} \int_0^1 \mathbb{P}(u < \tau) du.$$

Finally, using the estimate (52), we get

$$\begin{aligned} & |\mathcal{T}\bar{p}_t^{(k-1)}(y) - \bar{p}_t^{(k-1)}(x)| \\ & \leq e^{-Ct} d(x, y) + e^{-Ct} \int_0^1 \frac{d(x, y)}{\sqrt{u}} du = Ce^{-Ct} d(x, y). \end{aligned}$$

Now taking $y = \gamma(h)$ and considering the limit as h goes to 0 leads to

$$|\bar{p}_t^{(k)}(x)\xi| \leq ce^{-Ct}$$

for any unit vector ξ , which implies the exponential convergence of $\bar{p}_t^{(k)}$. \square

Acknowledgements. We would like to express our true appreciation and gratitude for the scholarly, careful, pertinent and sharp remarks of the anonymous reviewers which transformed the present paper into a much better one.

Ionel Popescu thanks Sergiu Moroianu for very useful discussions on the geometry of surfaces particularly enlightening being the uniformization of surfaces arguments from the manuscript [23].

REFERENCES

- [1] ARNAUDON, M., COULIBALY, K. A. and THALMAIER, A. (2008). Brownian motion with respect to a metric depending on time: Definition, existence and applications to Ricci flow. *C. R. Math. Acad. Sci. Paris* **346** 773–778. [MR2427080](#)
- [2] ARNAUDON, M., COULIBALY, K. A. and THALMAIER, A. (2011). Horizontal diffusion in C^1 path space. In *Séminaire de Probabilités XLIII. Lecture Notes in Math.* **2006** 73–94. Springer, Berlin. [MR2790368](#)
- [3] ARNAUDON, M., THALMAIER, A. and WANG, F.-Y. (2006). Harnack inequality and heat kernel estimates on manifolds with curvature unbounded below. *Bull. Sci. Math.* **130** 223–233. [MR2215664](#)
- [4] BAÑUELOS, R. and BURDZY, K. (1999). On the “hot spots” conjecture of J. Rauch. *J. Funct. Anal.* **164** 1–33. [MR1694534](#)
- [5] BAÑUELOS, R., PANG, M. and PASCU, M. (2004). Brownian motion with killing and reflection and the “hot-spots” problem. *Probab. Theory Related Fields* **130** 56–68. [MR2092873](#)

- [6] BASS, R. F. and HSU, P. (1991). Some potential theory for reflecting Brownian motion in Hölder and Lipschitz domains. *Ann. Probab.* **19** 486–508. [MR1106272](#)
- [7] BENJAMINI, I., BURDZY, K. and CHEN, Z.-Q. (2007). Shy couplings. *Probab. Theory Related Fields* **137** 345–377. [MR2278461](#)
- [8] BRAMSON, M., BURDZY, K. and KENDALL, W. (2013). Shy couplings, CAT(0) spaces, and the Lion and Man. *Ann. Probab.* **41** 744–784. [MR3077525](#)
- [9] BURDZY, K. and KENDALL, W. S. (2000). Efficient Markovian couplings: Examples and counterexamples. *Ann. Appl. Probab.* **10** 362–409. [MR1768241](#)
- [10] CAO, H. D. (1985). Deformation of Kähler metrics to Kähler–Einstein metrics on compact Kähler manifolds. *Invent. Math.* **81** 359–372. [MR0799272](#)
- [11] CHEEGER, J. and EBIN, D. G. (1975). *Comparison Theorems in Riemannian Geometry*. North-Holland Mathematical Library **9** North-Holland, Amsterdam. [MR0458335](#)
- [12] CHERIDITO, P., SONER, H. M., TOUZI, N. and VICTOIR, N. (2007). Second-order backward stochastic differential equations and fully nonlinear parabolic PDEs. *Comm. Pure Appl. Math.* **60** 1081–1110. [MR2319056](#)
- [13] CHOW, B. and KNOPF, D. (2004). *The Ricci Flow: An Introduction*. Mathematical Surveys and Monographs **110**. Amer. Math. Soc., Providence, RI. [MR2061425](#)
- [14] CHOW, B., LU, P. and NI, L. (2006). *Hamilton's Ricci Flow*. Graduate Studies in Mathematics **77**. Amer. Math. Soc., Providence, RI. [MR2274812](#)
- [15] COULIBALY-PASQUIER, K. A. (2011). Brownian motion with respect to time-changing Riemannian metrics, applications to Ricci flow. *Ann. Inst. Henri Poincaré Probab. Stat.* **47** 515–538. [MR2814421](#)
- [16] CRANSTON, M. (1991). Gradient estimates on manifolds using coupling. *J. Funct. Anal.* **99** 110–124. [MR1120916](#)
- [17] CRANSTON, M. (1992). A probabilistic approach to gradient estimates. *Canad. Math. Bull.* **35** 46–55. [MR1157463](#)
- [18] CRANSTON, M. and LE JAN, Y. (1989). On the noncoalescence of a two point Brownian motion reflecting on a circle. *Ann. Inst. Henri Poincaré Probab. Stat.* **25** 99–107. [MR1001020](#)
- [19] CRANSTON, M. and LE JAN, Y. (1990). Noncoalescence for the Skorohod equation in a convex domain of \mathbf{R}^2 . *Probab. Theory Related Fields* **87** 241–252. [MR1080491](#)
- [20] DO CARMO, M. P. (1992). *Riemannian Geometry*. Birkhäuser, Boston, MA. [MR1138207](#)
- [21] FAHIM, A., TOUZI, N. and WARIN, X. (2011). A probabilistic numerical method for fully nonlinear parabolic PDEs. *Ann. Appl. Probab.* **21** 1322–1364. [MR2857450](#)
- [22] GÖING-JAESCHKE, A. and YOR, M. (2003). A survey and some generalizations of Bessel processes. *Bernoulli* **9** 313–349. [MR1997032](#)
- [23] GUILLARMOU, C. and MOROIANU, S. Surfaces. Available at <http://www.imar.ro/%7Esergium/fisiere/rs.pdf>.
- [24] HAMILTON, R. S. (1988). The Ricci flow on surfaces. In *Mathematics and General Relativity (Santa Cruz, CA, 1986)*. *Contemp. Math.* **71** 237–262. Amer. Math. Soc., Providence, RI. [MR0954419](#)
- [25] HATCHER, A. (2002). *Algebraic Topology*. Cambridge Univ. Press, Cambridge. [MR1867354](#)
- [26] HSU, E. P. (2002). *Stochastic Analysis on Manifolds*. Graduate Studies in Mathematics **38**. Amer. Math. Soc., Providence, RI. [MR1882015](#)
- [27] KENDALL, W. S. (1986). Nonnegative Ricci curvature and the Brownian coupling property. *Stochastics* **19** 111–129. [MR0864339](#)

- [28] KENDALL, W. S. (1986). Stochastic differential geometry, a coupling property, and harmonic maps. *J. Lond. Math. Soc. (2)* **33** 554–566. [MR0850971](#)
- [29] KENDALL, W. S. (1989). Coupled Brownian motions and partial domain monotonicity for the Neumann heat kernel. *J. Funct. Anal.* **86** 226–236. [MR1021137](#)
- [30] KENDALL, W. S. (2009). Brownian couplings, convexity, and shy-ness. *Electron. Commun. Probab.* **14** 66–80. [MR2481667](#)
- [31] KOBAYASHI, S. and NOMIZU, K. (1996). *Foundations of Differential Geometry. Wiley Classics Library I*. Wiley, New York. [MR1393940](#)
- [32] KUWADA, K. (2012). Convergence of time-inhomogeneous geodesic random walks and its application to coupling methods. *Ann. Probab.* **40** 1945–1979. [MR3025706](#)
- [33] KUWADA, K. and PHILIPOWSKI, R. (2011). Coupling of Brownian motions and Perelman’s \mathcal{L} -functional. *J. Funct. Anal.* **260** 2742–2766. [MR2772350](#)
- [34] KUWADA, K. and PHILIPOWSKI, R. (2011). Non-explosion of diffusion processes on manifolds with time-dependent metric. *Math. Z.* **268** 979–991. [MR2818739](#)
- [35] LI, M. (2004). *Ricci–Hamilton Flow on Surfaces*. Global Scientific Pub., Singapore.
- [36] LINDVALL, T. and ROGERS, L. C. G. (1986). Coupling of multidimensional diffusions by reflection. *Ann. Probab.* **14** 860–872. [MR0841588](#)
- [37] PASCU, M. and POPESCU, I. Shy and fixed-distance couplings of brownian motions on manifolds. Preprint. Available at [arXiv:1210.7217](#).
- [38] PASCU, M. N. (2002). Scaling coupling of reflecting Brownian motions and the hot spots problem. *Trans. Amer. Math. Soc.* **354** 4681–4702 (electronic). [MR1926894](#)
- [39] PASCU, M. N. (2011). Mirror coupling of reflecting Brownian motion and an application to Chavel’s conjecture. *Electron. J. Probab.* **16** 504–530. [MR2781844](#)
- [40] PASCU, M. N. and GAGEONEA, M. E. (2011). Monotonicity properties of the Neumann heat kernel in the ball. *J. Funct. Anal.* **260** 490–500. [MR2737410](#)
- [41] REVUZ, D. and YOR, M. (1999). *Continuous Martingales and Brownian Motion*, 3rd ed. *Grundlehren der Mathematischen Wissenschaften [Fundamental Principles of Mathematical Sciences]* **293**. Springer, Berlin. [MR1725357](#)
- [42] SONER, H. M. and TOUZI, N. (2002). A stochastic representation for the level set equations. *Comm. Partial Differential Equations* **27** 2031–2053. [MR1941665](#)
- [43] SONER, H. M. and TOUZI, N. (2003). A stochastic representation for mean curvature type geometric flows. *Ann. Probab.* **31** 1145–1165. [MR1988466](#)
- [44] STROOCK, D. W. (2000). *An Introduction to the Analysis of Paths on a Riemannian Manifold. Mathematical Surveys and Monographs* **74**. Amer. Math. Soc., Providence, RI. [MR1715265](#)

DEPARTMENT OF MATHEMATICS
 LEHIGH UNIVERSITY
 CHRISTMAS-SAUCON HALL
 14 EAST PACKER AVENUE
 BETHLEHEM, PENNSYLVANIA 18015
 USA
 E-MAIL: robert.neel@lehigh.edu

SCHOOL OF MATHEMATICS
 GEORGIA INSTITUTE OF TECHNOLOGY
 686 CHERRY STREET
 ATLANTA, GEORGIA 30332
 USA
 AND
 “SIMION STOILOW” INSTITUTE OF MATHEMATICS
 OF ROMANIAN ACADEMY
 21 CALEA GRIVIȚEI
 BUCHAREST
 ROMANIA
 E-MAIL: ionel.popescu@imar.ro
ipopescu@math.gatech.edu