

The *Spitzer* Space Telescope Survey of the Orion A & B Molecular Clouds - Part I: A Census of Dusty Young Stellar Objects and a Study of their Mid-IR Variability

S. T. Megeath¹, R. Gutermuth², J. Muzerolle³, E. Kryukova¹, K. Flaherty⁶, J. L. Hora⁴, L. E. Allen⁵, L. Hartmann⁷, P. C. Myers⁴, J. L. Pipher⁸, J. Stauffer⁹, E. T. Young¹⁰, G.G. Fazio⁴

ABSTRACT

We present a survey of the Orion A and B molecular clouds undertaken with the IRAC and MIPS instruments onboard *Spitzer*. In total, five distinct fields were mapped covering 9 deg² in five mid-IR bands spanning 3-24 μm . The survey includes the Orion Nebula Cluster, the Lynds 1641, 1630 and 1622 dark clouds, and the NGC 2023, 2024, 2068 and 2071 nebulae. These data are merged with the 2MASS point source catalog to generate a catalog of eight band photometry. We identify 3479 dusty young stellar objects (YSOs) in the Orion molecular clouds by searching for point sources with mid-IR colors indicative of reprocessed light from dusty disks or infalling envelopes. The YSOs are subsequently classified on the basis of their mid-IR colors and their spatial distributions are presented. We classify 2991 of the YSOs as pre-main sequence stars with disks and 488 as likely protostars. Most of the sources were observed with IRAC in 2-3 epochs

¹Department of Physics and Astronomy, University of Toledo, Toledo, OH 43560 (megeath@physics.utoledo.edu)

²Department of Astronomy, University of Massachusetts, Amherst, MA 01003, USA

³Space Telescope Science Institute, Baltimore, MD 21218, USA

⁴Harvard Smithsonian Center for Astrophysics, Cambridge, MA 02138, USA

⁵National Optical Astronomical Observatory, Tucson, AZ 85719, USA

⁶Steward Observatory, University of Arizona, Tucson, AZ 85721, USA

⁷Department of Astronomy, University of Michigan, Ann Arbor, MI 48109, USA

⁸Department of Physics and Astronomy, University of Rochester, Rochester NY 14627, USA

⁹Spitzer Science Center, California Institute of Technology, Pasadena, CA 91125, USA

¹⁰SOFIA-Universities Space Research Association, NASA Ames Research Center, Moffett Field, CA 94035, USA

over 6 months; we search for variability between the epochs by looking for correlated variability in the 3.6 and 4.5 μm bands. We find that 50% of the dusty YSOs show variability. The variations are typically small (~ 0.2 mag.) with the protostars showing a higher incidence of variability and larger variations. The observed correlations between the 3.6, 4.5, 5.8 and 8 μm variability suggests that we are observing variations in the heating of the inner disk due to changes in the accretion luminosity or rotating accretion hot spots.

Subject headings: ISM:individual(Orion A) — ISM:individual(Orion B) — stars: formation — stars: variables: T Tauri, Herbig Ae/Be — infrared:stars

1. Introduction

Strewn across the constellation of Orion are the most massive and active molecular clouds within 500 pc of the Sun. These clouds host the nearest sites of high mass star formation as well as thousands of young low mass stars. They are important laboratories for studying star and planet formation in a range of environments, from near isolation, to small groups, and finally to massive clusters. The large angular (and spatial) size of the Orion molecular clouds, which extend 12° (90 pc) on the sky, necessitates the use of wide field surveys to observe the clouds in their entirety. We present here the first wide field, $2'' - 5''$ resolution, mid-IR survey of the clouds using the the InfraRed Array Camera (IRAC) and the Multiband Imaging Photometer for Spitzer (MIPS) onboard the *Spitzer* Space Telescope. With these data we have undertaken a spatially unbiased survey for dusty young stellar objects associated with the Orion clouds.

The cloud complex is composed of two distinct molecular clouds, the Orion A and Orion B clouds, with a total mass in excess of $2 \times 10^5 M_\odot$ (Wilson et al. 2005). The Orion A cloud contains the Orion Nebula and the first known embedded cluster, the Orion Nebula Cluster (hereafter: ONC, Trumpler 1931, Baade & Minkowski 1937, Zinnecker et al. 1993, O’Dell et al. 2008). The ONC is one of the two richest young stellar cluster currently known within 1 kpc of the Sun (Porras et al. 2003, Lada & Lada 2003, Allen et al. 2012). This cluster has emerged as an important laboratory for understanding the initial mass function (Hillenbrand 1997, Luhman et al. 2000, Muench et al. 2002), the evolution of disks around young stars (Hillenbrand et al. 1998, Lada et al. 2000; 2004), and the structure and kinematics of young clusters (Hillenbrand & Hartmann 1998, Fűrész et al. 2008, Tobin et al. 2009). The OMC-2/3 star forming region (which may be considered part of the ONC cluster, Peterson & Megeath 2008) and the L1641 molecular cloud (Allen & Davis 2008) are also part of the Orion A cloud. The Orion B cloud contains the NGC 2024 HII region

as well as the NGC 2023, 2068, 2071 reflection nebulae. All of these regions also contain clusters or groups of young stars (Lada et al. 1991, Chen & Tokunaga 1994, Allen & Davis 2008, Peterson & Megeath 2008, Meyer et al. 2008, Flaherty & Muzerolle 2008). Directly to the north of the Orion B cloud is the Lynds 1622 cloud. Since this clouds appears to be at the same distance as the Orion B cloud, we include Lynds 1622 as part of Orion B (Reipurth et al. 2008, Bally et al. 2009). VLBI parallax measurements of stars and masers in the Orion Nebula give an average distance of 420 pc (Sandstrom et al. 2007, Menten et al. 2007, Hirota et al. 2007). Although there is evidence that the distances to the various clouds in Orion may vary by as much as 100 pc (Wilson et al. 2005); we adopt 420 pc as the distance to the entire cloud complex in our analysis.

Stellar photometry with the IRAC and MIPS instruments can be used to detect excess infrared emission due to starlight reprocessed by dust grains in disks and envelopes (Megeath et al. 2004, Allen et al. 2004, Muzerolle et al. 2004, Whitney et al. 2004, Hartmann et al. 2005, Allen et al. 2007). Many of the dusty young stellar objects (YSOs) identified by their mid-IR ($\geq 3.6 \mu\text{m}$) emission do not exhibit substantial excess emission in the near-IR (1-2.2 μm) bands, which are often dominated by the photospheric emission from the star (Gutermuth et al. 2004). In contrast, at mid-IR wavelengths the emission from disks and envelopes exceeds that from the star (Whitney et al. 2003, D’Alessio et al. 2006). In this paper, we identify young stars with disks and protostars using a suite of color-color diagrams and color-magnitude diagrams constructed from the merged 3-24 μm photometry of the IRAC and MIPS instruments of *Spitzer* and the near-IR photometry from the 2MASS point source catalog (Gutermuth et al. 2009, Kryukova et al. 2012). With this merged photometry, we map the spatial distribution of dusty YSOs in a 14 deg² survey field covering the Orion A and B molecular clouds.

By identifying such objects through their infrared-excesses, we can study for the first time the extended spatial distribution of protostars and young pre-main sequence stars with disks in the entire cloud complex. In contrast to previous papers which mapped the distribution of young stellar objects using the surface density of near-IR sources (Lada et al. 1991, Carpenter 2000), we can identify individual YSOs irrespective of whether they are found in clusters or in isolation. The resulting census of dusty YSOs provides a more representative portrait of the full range of star forming environments present in the Orion clouds. It also provides the means to detect variability in the emission from dusty disks and envelopes between the 2-3 epochs of IRAC photometry. When compared to an independent estimate of the number of pre-main sequence stars without disks, the census can be used to estimate the fraction of pre-main sequence stars that have circumstellar disks and the fraction of young stars in their protostellar phase.

This contribution is the first of two papers presenting the results of the *Spitzer* Orion Survey. In this paper, we describe the construction of the catalog of all point sources in the surveyed fields and the identification of dusty young stellar objects in the catalog. We then show the distribution of both pre-main sequence stars with disks and protostars in the Orion clouds. Since much of the IRAC data were taken in 2-3 epochs over an 8 month period, we also use these data to examine the variability of the YSOs. This work complements the warm mission YSOVAR variability survey of the ONC by searching for variability in a larger sample of YSOs and by measuring the variability in all four IRAC wavelength bands (Morales-Calderón et al. 2011). In addition, we present a new means for characterizing the spatially varying completeness of point sources in nebulous fields.

In a second paper, we will correct for the spatially varying incompleteness found in the YSO catalog and map the density of dusty YSOs across the clouds. Using the corrected distribution of YSOs, we will examine the demographics of protostars and young stars with disks in the diverse environments found within Orion molecular clouds, compare the Orion clouds to other nearby molecular clouds, study the structure of embedded clusters, and estimate the fraction of young stars with disks within the clouds.

In addition, this paper has two companion papers which use the YSO catalog extracted from the *Spitzer* Orion Survey: a study of the relationship between stellar and gas surface densities in molecular clouds (Gutermuth et al. 2011) and a comparative study of protostellar luminosity functions in nine nearby molecular clouds (Kryukova et al. 2012). Together, these papers comprise an analysis of many facets of the *Spitzer* Orion Survey including the mechanisms for YSO variability, the demographics of star formation, the properties of embedded clusters, and the influence of environment on star and planet formation.

2. The *Spitzer* Orion Point Source Catalog

The Orion clouds were surveyed with the IRAC and MIPS instruments onboard the *Spitzer* Space Telescope (Fazio et al. 2004, Rieke et al. 2004). This paper describes the extraction of point source photometry from the survey in the four IRAC bands and the MIPS 24 μm band and the initial results derived from that photometry. In this section, we discuss the observations, the data reduction, the identification of point sources, and the determination of photometric magnitudes in the *Spitzer* 3.6, 4.5, 5.8, 8 and 24 μm bands. We then overview the basic properties of the resulting point source catalog.

2.1. IRAC Observations

Table 1: IRAC Observations

Field Name	Frame Time (s)	No. ^a of Dithers	Total Int. Time (s)	Field ^b (deg ²)	1st Epoch	2nd Epoch	PID
ONC	12 HDR	4	41.6	1.33	2004 Mar 9	2004 Oct 12	43
L1641	12 HDR	4	41.6	2.71	2004 Feb 16-18	2004 Oct 8, 27 ^c	43
Ori A ext.	12 HDR	4	41.6	1.91	2007 Oct 21	2008 Apr 9-10	30641
κ Ori ext. ^d	12 HDR	4	41.6	1.21	2009 Mar 21-22	-	50070
ONC center ^d	2	24	28.8	0.08	2004 Oct 27	-	50
NGC2024/23	12 HDR	4	41.6	1.20	2004 Feb 17	2004 Oct 27	43
NGC 2024 ^d	2	24	28.8	0.04	2004 Oct 8	-	50
NGC2024 ext.	12 HDR	4	41.6	0.07	2007 Mar 30	2007 Oct 16	30641
NGC 2068/71	12 HDR	4	41.6	1.10	2004 Mar 7	2004 Oct 28	43
L1622	12 HDR	4	41.6	0.23	2005 Oct 27	2006 Mar 25	43
Ori B fil.	12 HDR	4	41.6	0.36	2007 Mar 29-30	2007 Oct 16-17	30641
Reference 1 ^d	12 HDR	4	41.6	0.13	2005 Oct 26-29		43
Reference 2 ^a	12 HDR	4	41.6	0.16	2007 Oct 16		30641
Orion A total	12 HDR	4	41.6	5.86	-	-	-
Orion B total	12 HDR	4	41.6	2.96	-	-	-

^aNumber of pointings per map positions for both epochs combined.

^bArea with complete 4-band coverage except for the 2 s exposures, where we state the single-band coverage fields.

^cThe two dithers of the 2nd epoch observation were observed on separate dates.

^dOnly one epoch was observed.

The IRAC observations were taken as part of the Guaranteed Time Observation (GTO) programs PID 43, 50, 30641 and 50070. Table 1 contains a complete summary of the IRAC observations. The maps were made using a triangular grid of pointing centers in celestial coordinates. Since this grid was fixed to the celestial sphere, the map could be adjusted to follow the contours of the molecular cloud. The triangular grid was designed so that the observations could be executed at the full range of possible spacecraft orientations without holes in the coverage. Each field was observed in two epochs scheduled during consecutive visibility periods; this ensured that the detector arrays were rotated by as much as 180 degrees

between the epochs. The rotation between the two epochs effectively swapped the positions of the two spatially offset IRAC field of views (i.e. the $3.6/5.8 \mu\text{m}$ and the $4.5/8 \mu\text{m}$ fields of views), thus providing full four-band coverage over most of the survey area. The rotation also facilitated the removal of bright source artifacts in the data.

The 12 second high dynamic range (HDR) mode was used; this produced two frames with integration times of 0.4 sec and 10.4 sec (corresponding to frame times of 0.6 and 12 sec). At every map position, two dithered observations were obtained during each epoch. Thus, for most positions, the total integration time is at least 41.6 seconds per band for the long HDR frames and 1.6 seconds for the short HDR frames. However, due to the rotation of the two field of views between the two epochs, many positions at the edges of the map have an integration time of 20.8 seconds per band for the long HDR frames and 0.8 seconds for the short HDR frames.

In Fig. 1, the surveyed fields of view are shown overlaid on an extinction map of the Orion clouds from Gutermuth et al. (2011). The Orion cloud complex consists of two distinct giant molecular clouds (GMCs), Orion A and Orion B, as shown in ^{12}CO and ^{13}CO surveys of this region (Bally et al. 1987, Miesch & Bally 1994, Wilson et al. 2005). The Orion A cloud was surveyed in one contiguous 4.04 deg^2 map extending from NGC 1977 down through the L1641 dark cloud. The survey field was constructed to follow the distribution of ^{13}CO emission in the Bell Labs survey of Orion A (Bally et al. 1987). The survey was later extended to fully map the Orion nebula cluster (ONC). Subsequent extinction maps of the Orion clouds showed the Orion A cloud extending to a declination of -10° (κ Ori extension in Fig. 1, Carpenter 2000); the survey was expanded again to include this southern extension of the cloud. In addition to the L1641 dark cloud, the 5.9 deg^2 map of Orion A also contains the L1640 dark cloud (part of the ONC region) and the L1647 dark cloud (which we include as part of the L1641 region). The Orion B map was broken into three fields centered on the regions of strong ^{13}CO emission (Miesch & Bally 1994): a 1.27 deg^2 field covering the NGC 2024 and NGC 2023 nebulae in L1630, a 1.1 deg^2 field covering the NGC 2068 and NGC 2071 nebulae in L1630, and a 0.36 deg^2 field covering a region of bright ^{13}CO emission in between the NGC 2068/2071 and NGC 2024/2023 fields (hereafter: Orion B filament). In addition, a 0.23 deg^2 field covering the dark cloud L1622 was observed; in this paper, we consider L1622 to be part of the Orion B cloud (Bally et al. 2009).

In program PID 50, the NGC 2024 nebula and Orion Nebula were observed with 1.2 sec integration time frames (corresponding to a frame time of 2 sec) to obtain high signal to noise in regions toward which the 10.4 second frames were saturated by bright nebulosity. Toward the Orion Nebula, the map consisted of a 3×4 rectangular grid in spacecraft coordinates with $270''$ offsets between pointing centers. Toward NGC 2024, a 2×3 rectangular grid in

spacecraft coordinates was made with the same offsets. In both maps, 24 dithered 2 second frames were obtained per map position for total integration times of 28.8 sec per band.

A total of eight reference fields were also observed; these covered a total of 0.41 deg² in all four bands (Fig. 1). For each field, a single epoch observation with 4 dither positions was executed; the typical integration time was 41.6 seconds per band. Five of the fields were observed in October 2005 (PID 43); these consist of four fields on either side of the Orion Nebula Cluster and one field targeting a small cloud east of Orion A detected by Bally et al. (1987). The remaining fields, all of which are found to the east of the cloud complex, were observed in October 2007 (PID 30641).

Table 2: MIPS 24 μm Observations

Field Name	Scan Rate	Cross Scan Offset (")	No. of Frames	Total Int. Time (s)	Field (deg ²)	Epoch	PID
ONC	fast	160"	6	30	2.18	2004 Mar 20	58
ONC Ext.	fast	160"	6	30	2.28	2008 Apr 19	30641
L1641 ^a	fast	148"	6	30	5.35	2005 Apr 2	47
κ Ori ^b	fast/medium	148"/302"	6/20	30/40	3.77	2008 Nov 26-27	50070
NGC2024/23	fast	148"	6	30	2.04	2005 Apr 3	47
NGC2068/27	medium	160"	20	80	0.97	2004 Mar 15	58
L1622	medium	302"	20	40	0.31	2005 Nov 4	43
Ori B fil.	fast	160"	6	30	1.94	2008 Apr 16	30641
Orion A total			11.43				
Orion B total			4.93				

^aThis field was mapped in three separate scan maps.

^bThis field was combined from slow and medium rate scan maps.

2.2. MIPS Observations

The MIPS observations were obtained from GTO programs PID 43, 47, 58, 30641 and 50070. The observations are tabulated in Table 2 and displayed in Fig. 1. The Orion A cloud was mapped in six distinct fast scan maps: one covering the Orion Nebula Cluster (ONC in Table 2), one extending the ONC map to the north, and three covering L1641 and one covering the part of the cloud adjacent in the sky to the star κ Ori. The cross scan

steps were 148" or 160", resulting in a typical integration time of 30 seconds per pixel. The combined map covered 11.43 deg². The Orion B cloud was mapped using four individual scan maps. The NGC 2068/2071 region was mapped using medium rate scans and 160" cross scan offsets, giving a typical integration time of 80 seconds per pixel. The NGC 2024/2023 region and Orion B filament were mapped with fast scans and either 148" or 160" cross scan steps; the resulting integration time was 30 seconds. The result was two contiguous maps: a 2.58 deg² map including NGC 2068/2071 and the filament, and a 2.04 deg² map of NGC2024/2023. Finally, a field covering 0.31 deg² toward L1622 cloud was mapped using medium rate scans and 302" cross scan offsets with a typical integration time of 40 seconds.

2.3. IRAC Data Reduction

The data were mosaicked using the custom IDL package Cluster Grinder (Gutermuth et al. 2009). The input images were BCD data processed with the Spitzer Science Pipeline. The BCD data pipeline versions included s14, s17 and s18. Cluster Grinder first prepares the BCD images for mosaicking by matching the background of adjacent images, executing cosmic ray masking using overlapping images, and ameliorating artifacts due to column pull-down, banding, muxbleed and residual bandwidth effects (see the chapter on IRAC in the Spitzer Observation Manual for a discussion of these artifacts).

The cosmic ray rejection is done by comparing overlapping pixels in the four or more frames covering a given mosaic pixel. Pixels which differ by more than 10 median absolute deviations from the median value are masked out of the mosaic. On the outskirts of the mosaics there are sometimes only two overlapping pixels due to the FOV rotation between epochs; in these cases we increase the redundancy by including multiple pixels from each overlapping image. Specifically, we include pixels that are in the same row or column and are directly adjacent to each overlapping pixel resulting in 10 pixels used in the cosmic ray rejection for each mosaic pixel. Pixels that deviate by more than 20 median absolute deviations from the median value of the 10 pixels are then masked. For the 1.2 sec imaging of the ONC and NGC 2024, the high level of redundancy will translate into improved cosmic ray rejection compared to the longer integration time mosaics.

The data units were converted from the native BCD units of MJy/sr⁻¹ into DN by dividing by the conversion factor given in the BCD header ("FLUXCONV") and then multiplying by the integration time. Cluster Grinder then uses the refined WCS information in the BCD image headers to register the images to the mosaic grids and interpolate the BCD images onto the mosaic grid, which had an identical pixel scale to the BCD data. The mosaic pixels were given the value of the average interpolated BCD images weighted by a

bad pixel mask.

For the data taken in HDR mode, two mosaics were produced for each wavelength band: one from the 10.4 sec integration time data and one from the 0.4 sec integration time data. These are then combined into a single mosaic by replacing all saturated pixels in the 10.4 s mosaic with the pixel values from the 0.4 s mosaic scaled to a 10.4 s integration time. For the 1.2 sec data, a single mosaic was produced for each wavelength band.

2.4. The Generation of the 2MASS and IRAC Point Source Catalog

The point sources on the HDR combined mosaics were identified using PhotVis v1.10 (Gutermuth et al. 2008). PhotVis convolved the mosaics with a sunken Gaussian with a FWHM similar to that of a point source (2 pixels). It then identified all sources in the convolved image where the peak was 7 times the RMS of the pixel values in a 10×10 region centered on the peak. Since regions with bright structured nebulosity have higher RMS values, this approach dramatically reduced the number of nebular knots misidentified as stars. The point sources identified on each mosaic were then inspected by eye using PhotVis and all obvious artifacts misidentified as point sources remaining in the data were removed at this stage. In addition, a small number of sources which were missed by PhotVis due to confusion with nebulosity were added. Photometric magnitudes were extracted with PhotVis using a 2 pixel radius aperture and an annulus from 2 to 6 pixels to estimate the sky contribution. The zero points were 19.6642, 18.9276, 16.8468, 17.3909 (for units of DN/s) and aperture corrections were 1.213, 1.234, 1.379, and 1.584 for the 3.6, 4.5, 5.8 and 8 μm bands, respectively (Reach et al. 2005). The uncertainties for each of the four IRAC bands were calculated by the IDL Astronomy Library routine 'aper.pro' by combining the estimated shot noise from the source, the uncertainty in the background estimation and the measured standard deviation in the sky annulus (PhotVis incorporates routines from the IDL Astronomy Library of Landsman 1993).

At this point, an initial point source catalog was generated using the bandmerging routine within Cluster Grinder. The routine employs the following procedure. First, each 3.6 μm point source was associated with the nearest point source in the longer wavelength bands as long as they were separated by $\leq 1''$. If the nearest point source was beyond $1''$, no association was made and the source would have a detection only in the 3.6 μm band. This procedure was repeated in turn for the 4.5, 5.8 and 8 μm point sources that were not previously merged with a shorter wavelength band. The point sources were then associated with the nearest 2MASS point source as long as the 2MASS source was within a separation of $1.2''$. The final R.A. and Dec. pair chosen was that given by the first wavelength band

with an uncertainty ≤ 0.25 mag in the following progression: $4.5 \mu\text{m}$, $3.6 \mu\text{m}$, $8 \mu\text{m}$, $5.8 \mu\text{m}$ and 2MASS. The end product was a catalog of point sources with R.A., Dec., photometric magnitudes for all seven bands, and the uncertainties in all seven bands.

Photometric magnitudes of stars observed at multiple positions on flat-fielded BCD images show variations of 5% (see IRAC chapter of Spitzer Observing Manual). To correct for these variation and to search for photometric variability, final photometric magnitudes were then derived from the individual BCD images using the coordinates in the point source catalog derived from the mosaics. These final magnitudes were obtained for all point sources identified in the mosaics with uncertainties ≤ 0.25 mag in one of the four IRAC bands. The steps of this process were the following. First, each frame containing a given source was identified, divided by the conversion factor of $\text{MJy}/\text{sr}^{-1}$ over DN/s (i.e. “FLUXCONV”), and then multiplied by the integration time to convert the units into DN. These frames were then corrected for column pull-down, banding, muxbleed and residual bandwidth effects using custom IDL programs developed for Cluster Grinder. Finally, the R.A. and Dec. pair of each source, as determined from the mosaics, was converted to pixel coordinates in the BCD images using the refined WCS information in the BCD headers. Aperture photometry was extracted at these positions using “aper.pro” with an aperture of 2 pixels and a sky annulus of 2 to 6 pixels. The zero points and aperture corrections were identical to those used for the mosaics. The photometry was then further corrected using the array location dependent photometric corrections given by the Spitzer science center¹; these corrections account for the 5% variation in point source photometry observed across the BCD images. We note that point response function (hereafter: PRF) fitting was not used due to the difficulty in taking into account the variations of the IRAC PRF across the focal plane. (The PRF is the point spread function convolved with the pixels response function.)

The photometry was extracted independently from both the 10.4 sec and 0.4 sec frames. Thus, each point sources was typically measured eight times (4 dithers and 2 integration times), although in many cases the sources were not detected at the shorter integration time. For the ONC and NGC 2024 observations with 1.2 sec frames, each point source was measured independently for all 24 dithers. The photometry of each point source was collated as a function of Julian date for all three integration times. Magnitudes were calculated for all sources that were detected in two or more images of the same integration time. For each combination of source, wavelength band and integration time, the median magnitude was tabulated using the average of the middle two magnitudes when an even number of photometry values were present (if there were only two photometry values, the average of

¹<http://ssc.spitzer.caltech.edu/irac/locationcolor/>

those two values was used). The use of the median value eliminates the impact of cosmic ray strikes as long as there were three or more dithers and only one dither out of the three was affected. Each of the median magnitudes was assigned an uncertainty equal to $(\sum_{i=0}^N \sigma_i^2 / N^2)^{1/2}$ where σ_i was the uncertainty of the *ith* magnitude and N was the total number of magnitudes for a given source, band and frame time combination. To construct the final table of photometry, the 10.4, 1.2 and 0.4 sec data were compared, and the highest signal to noise photometry achieved without saturation was adopted. The integration time at which a given point source would saturate was determined from the peak pixel value of that point source in the HDR combined mosaics.

Comparison of the photometry determined directly from the mosaics with that measured from the individual BCD frames showed a systematic offset. The median values of the differences of the magnitudes, $m_{mosaic} - m_{BCD}$, were 0.02, 0.03 and 0.03 mag for the 3.6, 4.5 and 8 μm bands, but was -0.05 mag for the 5.8 μm band. This resulted in slightly red [5.8] – [8] colors even for pure, Vega-like photospheres. To remove this offset, we corrected the magnitudes in the 5.8 μm band using the average difference between the 5.8 μm band offset and the offsets in the other bands. The correction was applied with the equation $m(5.8 \mu m) = m_{BCD}(5.8 \mu m) - 0.077$ mag.

A final photometric catalog of IRAC and 2MASS photometry was then created by replacing the photometry from the mosaics with the median value of the individual frame photometry. Note that a photometric magnitude in a given band would be replaced only if the uncertainty for the mosaic photometry was ≤ 0.25 mag *in that band*. Otherwise, the magnitude for that band was set to -100 and the uncertainty to 10. Although the 0.25 mag limit might be considered only a 4σ detection, all of the sources were previously found by PhotVis by showing a peak pixel value 7σ above the noise. Furthermore, we apply more stringent limits to the photometry when we search for young stellar objects.

2.5. The Reduction of the MIPS 24 μm data and the Generation of the 24 μm Point Source Catalog

The MIPS 24 μm data were reduced, calibrated and mosaicked using the MIPS instrument team’s Data Analysis Tool (Gordon et al. 2005). The resulting MIPS mosaics have a pixel size of $1''.245$ and units of DN s⁻¹ det pix⁻¹ (where det pix is a detector pixel). Point source identification and aperture photometry was first performed with PhotVis. As was done for the IRAC data, PhotVis convolved the mosaics with a sunken Gaussian having a 4.5 mosaic pixel FWHM and then identified all sources in the convolved image where the peak pixel value was 7 times the RMS of the pixel values in a 10×10 region centered on the

peak. An aperture of 5 pixels ($6''.225$) and a sky annulus extending from 12 ($14''.94$) to 15 ($18''.675$) pixels was used. We adopted a zero point magnitude of 16.05; this was calculated using a mosaic pixel that was 1/2 the diameter of a detector pixel, a calibration factor of 6.4×10^{-6} Jy per DN s^{-1} det pix^{-1} (again, pix is a detector pixel), and a zero magnitude flux in the MIPS $24 \mu\text{m}$ band of 7.17 Jy. In addition, an aperture correction was included in the zero point magnitude which consisted of two first parts. First, we multiplied the signal in the aperture by 1.146; this is the correction from a 12 pixel aperture to infinity (Engelbracht et al. 2007). Furthermore, we applied the aperture correction between the 5 pixel aperture used in our photometry and the 12 pixel aperture. This was determined by comparing the photometry in 5 and 12 pixel apertures for a sample of bright, isolated and unsaturated stars in our sample; the resulting correction was -0.428 mag.

Given that that the MIPS point spread function (hereafter: PSF) has a FWHM more than twice that of the IRAC PRF, it was necessary to revise the photometry using PSF-fitting photometry to minimize the effect of confusion with other sources and nebulosity. The extraction of the MIPS photometry using PSF-fitting is described in Kryukova et al. (2012). The PSF photometry was calibrated using the aperture photometry obtained for the stars used to construct the reference PSF. Thus, it will have the same calibration as the aperture photometry described above.

There are two regions of spatially extended saturation in the MIPS $24 \mu\text{m}$ survey where point sources could not be detected. The largest region of saturation is found in the Orion Nebula at the center of the Orion Nebula Cluster. The saturation encompasses the Trapezium as well as the region surrounding BN/KL. This region has been recently mapped at 6-37 μm with FORCAST on SOFIA by Shuping et al. (2012). The other region of extended saturation is located in the NGC 2024 nebula and contains the exciting star of NGC 2024, IRS 2b (Bik et al. 2003).

Finally, the MIPS point sources were merged with the combined 2MASS and IRAC point source catalog. The R.A. and Dec. of point sources in the IRAC point source catalog were compared to the positions of the MIPS $24 \mu\text{m}$ point sources. The MIPS magnitudes and uncertainties were then assigned to the nearest IRAC point sources if they were separated by $\leq 2.5''$. If there was no IRAC photometry within this limit, the MIPS coordinates, magnitudes and uncertainties were added to the point source catalog as a new source.

2.6. The Spitzer Point Source Catalog and its Completeness

The final point source catalog contains 306162 sources which are detected in at least one of the IRAC bands or in the MIPS 24 μm bands. The magnitude uncertainties for the point source photometry are displayed in Fig. 2. The uncertainties in all eight bands follow the expected upward sloping curve with the uncertainties increasing with increasing magnitude; however, the uncertainties in the IRAC bands show a large scatter for a given magnitude. The reason for this spread is that the uncertainties depend not only on the magnitude of the source, but also their location. Sources located toward bright, structured nebulosity or in regions crowded with other point sources show higher uncertainties than sources with equal magnitudes in regions without bright nebulosity or crowding.

To assess the dependence of the measured uncertainties on the presence of nebulosity and nearby point sources, we determine the root median square deviation (hereafter: RMEDSQ) of the pixel values in an annulus centered on the point source. The RMEDSQ for a given star is given by

$$RMEDSQ(i_0, j_0) = \sqrt{\text{median}[(S_{ij} - \text{median}[S_{ij}])^2]} \quad (1)$$

where i_0 and j_0 are the pixel coordinates of the source, and i, j are the pixels which are found in an annulus centered on the source. For the IRAC photometry, the annulus typically extends from 6 to 11 pixels ($7''.2$ to $13''.2$). For bright stars, fluctuations in the PRF may dominate the RMEDSQ in this annulus. To ensure that the PRF itself does not contribute to the RMEDSQ, the radius of the annulus is extended to larger radii until variations in the PRF make a negligible contribution to the RMEDSQ. The maximum allowed size of an annulus is from 45 to 50 pixels ($54''$ to $60''$). Since the units of our mosaics are DN, the resulting RMEDSQ are in units of DN. For the MIPS photometry, the annulus also extends from 6 to 11 pixels ($7''.47$ to $13''.695$). Again, the radius of the annulus is extended for bright stars to larger radii until variations in the PSF are negligible with a maximum allowed size of 45 to 50 pixels ($56''.025$ to $62''.25$). The units for the MIPS data are $\text{DN s}^{-1} \text{ det pix}^{-1}$.

The resulting RMEDSQ is a measurement of the spatial varying signal surrounding each point source. These spatial variations are due to highly structured nebulosity, nearby point sources, and background photon noise. To simplify the analysis, we do not distinguish between the source of the variations and include any variation in the signal in the RMEDSQ regardless of the cause. The RMEDSQ is similar to a standard deviation except that it uses median values instead of mean values. Consequently, RMEDSQ is less sensitive to pixels with extreme values than the standard deviation calculated from the same pixels. This moderates the influence of nearby stars, which only affect a small region of the annulus surrounding

the star. Note that the RMEDSQ gives the same value as the median absolute deviation.

In Fig. 2, we show the uncertainties of the point sources segregated by their RMEDSQ values in the $8\ \mu\text{m}$ band. The $8\ \mu\text{m}$ band is used since the spatially structured nebulosity apparent in all four of the IRAC bands is strongest in that band. By measuring the RMEDSQ in the $8\ \mu\text{m}$ band, we are examining the dependence of the uncertainties on the nebulosity. In all four of the displayed IRAC bands, there is a clear progression to higher uncertainties with increasing RMEDSQ. The same progression is seen in the MIPS $24\ \mu\text{m}$ band, although the spread in uncertainties for a given magnitude is much lower than that observed in the IRAC bands. In contrast, the 2MASS bands do not show the same progression. The reason is that the bright nebulosity that typically dominates the RMEDSQ values at wavelengths $> 3\ \mu\text{m}$ is much fainter relative to stellar sources in the 1-2.5 μm bands. Thus, the near-IR J , H and Ks -bands are not strongly affected by nebulosity.

The catalog exhibits spatially varying completeness due to confusion with nebulosity and, to a lesser extent, the crowding of point sources in dense clusters and groups. An assessment of the completeness of the point source catalog must take into account this spatially varying background. Instead of measuring completeness for each position in the IRAC maps, we determine completeness as a function of RMEDSQ. The completeness for a given source magnitude at any position in the Orion survey can then be determined by measuring the RMEDSQ at that position.

As described in Appendix A, we added artificial stars to the field containing the ONC and then recovered these stars using the same techniques described in the previous sections. For the IRAC bands and the MIPS $24\ \mu\text{m}$ band, we determined the fraction of artificial stars recovered as a function of the stellar magnitude and the RMEDSQ in the selected wavelength band. The fraction of recovered stars vs RMEDSQ are shown for different source magnitudes in Fig. 3 (displaying the four IRAC bands) and Fig. 4 (showing the MIPS $24\ \mu\text{m}$ band). These show a strong dependence of completeness on both magnitude and the RMEDSQ.

2.7. The Identification and Classification of Dusty YSOs

The capability of *Spitzer* to identify young stellar objects (YSOs) with infrared excesses from dusty disks and envelopes is now well established in the literature (e.g. Allen et al. 2004, Megeath et al. 2004, Gutermuth et al. 2004, Muzerolle et al. 2004, Whitney et al. 2004, Hartmann et al. 2005, Allen et al. 2007, Winston et al. 2007, Muench et al. 2007, Robitaille et al. 2007, Gutermuth et al. 2008). We have employed the methodology developed in Gutermuth et al. (2009) whereby YSOs exhibiting infrared excesses are identified and classified using color-color diagrams

constructed from the combined 2MASS, IRAC and MIPS photometry. We have augmented this approach by using criteria for identifying and classifying protostars first developed in Megeath et al. (2009) and further refined in Kryukova et al. (2012). We have also adopted new criteria to identify a small number of YSOs that were missed in the criteria of Gutermuth et al. (2009) and Kryukova et al. (2012).

To identify and classify YSOs, we utilized all photometric magnitudes with uncertainties less than 0.1 mag for the J , H , K_s , 3.6 and 4.5 μm bands and 0.15 mag for the 5.8, 8 bands. We did not apply an uncertainty cutoff for the 24 μm band, which in cases of saturated sources that are fit to the wings of PSFs, may exceed 0.2 mag (Kryukova et al. 2012). The sources satisfying these criteria are displayed in the color-color and color-magnitude diagrams shown in Figs. 5, 6 & 7.

2.7.1. *The Reddening Law*

The identification of YSOs requires the adoption of a standard extinction law. We used a weighted average of the extinction law determined for three regions in the Orion molecular clouds: NGC2024/NGC2023, NGC2068/NGC2071 and Orion A (Table 3 of Flaherty et al. 2007). We adopted values of $A_J/A_{K_s} = 2.65$, $A_H/A_{K_s} = 1.55$, $A_{[3.6]}/A_{K_s} = 0.634$, $A_{[4.5]}/A_{K_s} = 0.537$, $A_{[5.8]}/A_{K_s} = 0.5$ and $A_{[8]}/A_{K_s} = 0.504$. The value of A_J/A_{K_s} has been increased from the value of 2.5 reported in Indebetouw et al. (2005) to 2.65 for two reasons. First, the measured values of $E(H - K_s)/E(K_s - J)$ in Flaherty et al. (2007) and their adopted value of $A_H/A_{K_s} = 1.55$ requires a value $A_J/A_{K_s} = 2.65$. Furthermore, the reddening vectors in the $H - [4.5]$ vs $J - H$ diagram more closely follow the loci of the reddened photospheres if $A_J/A_{K_s} = 2.65$ (see Fig 6).

2.7.2. *YSO Identification*

The Gutermuth et al. (2009) methodology is divided into multiple phases designed to classify sources with the most sensitive diagram for the available photometric bands. We first applied the Phase I criteria to sources with detections in all four IRAC bands, 3.6, 4.5, 5.8 and 8 μm , as described in A.1. of Gutermuth et al. (2009). These criteria isolate sources with excess emission in the Spitzer bands relative to a pure stellar photosphere, and they reject probable AGNs, galaxies with bright PAH emission, sources contaminated by structured PAH emission, or knots of shock heated emission. The selection process is displayed in Fig 5. Sources lacking detections in all four IRAC bands, but with magnitudes

in the H , K_s , $3.6 \mu\text{m}$ and $4.5 \mu\text{m}$ bands were then applied to the Phase II criteria, as shown see A.2 in Gutermuth et al. (2009). Again, we excluded all sources with colors and magnitudes consistent with galaxies, bright PAH emission, AGN, or knots of shock-heated emission from the Phase II sample using the criteria in Gutermuth et al. (2009). Note that in contrast to Gutermuth et al. (2009), we group all of the Class 0/I, flat spectrum sources and Class II sources (i.e. all protostars and pre-main sequence stars with disks) together as YSOs with IR-excesses. The classification of the YSOs is performed later during the protostar selection (see Sec. 2.7.3).

We identified additional YSOs by applying criteria designed to identify YSOs that are not detected in the wavelength bands combinations required by the criteria of Gutermuth et al. (2009). The first of these criteria examines stars detected only in the J , H and $4.5 \mu\text{m}$ band. We followed the approach of Gutermuth et al. (2004) and Winston et al. (2007) and identified as YSOs sources satisfying the inequality:

$$H - [4.5] + \sigma_{H-[4.5]} \geq 0.921(J - H - 0.55 + \sigma_{J-H}) \quad (2)$$

This selection criterion is illustrated in Fig 6. In addition, for sources with detections in the 3.6 , 4.5 , and $5.8 \mu\text{m}$ bands that are missing $8 \mu\text{m}$ band detections or detections in the H and K -bands, we identified YSOs which satisfy the inequalities:

$$[3.6] - [4.5] \geq 0.5 + \sigma_{[3.6]-[4.5]}, \quad [4.5] - [5.8] \geq 0.25 + \sigma_{[4.5]-[5.8]} \quad (3)$$

These criteria are displayed in Fig 5. To reduce the contamination from background galaxies, we further required that YSOs identified by the above two criteria satisfy the inequality:

$$[4.5] - A_{4.5} \leq 14 \quad (4)$$

where $A_{4.5}$ is the total cloud extinction determined from the A_V map.

The final phase in Gutermuth et al. (2009) is the identification of IR-excess sources through their MIPS photometry. At this step, we diverged from the Gutermuth et al. (2009) criteria, and hence we describe our criteria explicitly. We began by identifying sources with weak excesses in the IRAC bands, but a strong excess in the MIPS $24 \mu\text{m}$ band. Such objects include transition disks with large inner disk holes (Muzerolle et al. 2010). We took all sources that satisfied our uncertainty limits in the four IRAC bands, but which did not show an IR-excess in the IRAC bands. We then identified as YSOs sources that satisfied the condition:

$$[8] - [24] > 2.5 + \sigma_{[8]-[24]}, \quad (5)$$

where the 2.5 mag threshold comes from Gutermuth et al. (2009). The identified sources can be seen in Figs. 5, 6, and 7. Note that we only mark sources as transition disk in these figures if they have detections in all four IRAC bands, have no apparent IR-excess in the IRAC bands, and their dereddened [3.6]-[4.5] colors are less than 0.2 mag. Next, we identified sources that showed strong excesses at 24 μm but were not identified in all four IRAC bands. These sources satisfied one of the following four inequalities:

$$[3.6] - [24] \geq 2.5 \text{ or } [4.5] - [24] \geq 2.5 \text{ or } [5.8] - [24] \geq 2.5 \text{ or } [8] - [24] \geq 2.5. \quad (6)$$

Again, the 2.5 mag thresholds come from Gutermuth et al. (2009). For a magnitude to be used in one of the above inequalities, it must satisfy the uncertainty limits for that band. In addition, we require that the sources satisfy the criterion:

$$[24] \leq 7 \quad (7)$$

This criterion rejects the large population of faint, red 24 μm sources apparent in Fig. 7. Unlike the YSOs, which are concentrated within the boundaries of the cloud, these faint sources are evenly dispersed throughout the mapped regions and are most likely extragalactic sources (Kryukova et al. 2012, Megeath et al. 2009). Note that the $[24] \leq 7$ inequality is not required for the transition disk criterion in Eqn. 5. The reason is that the transition disk criterion is applied only to the sources with detections in all four IRAC bands that have already been subject to criteria designed to eliminate extragalactic sources.

After applying all the additional criteria described above, we further reduced contamination from galaxies by eliminating all sources with colors and magnitudes consistent with galaxies, bright PAH emission, AGN, or knots of shock-heated emission using the criteria of Gutermuth et al. (2009).

2.7.3. Protostar Identification

The protostar identification serves two purposes: finding protostellar YSOs that were not found using the criteria overviewed in the previous section, and classifying the likely protostars among the entire sample of YSOs. We implemented the criteria of Kryukova et al.

(2012), who used colors constructed from the IRAC and MIPS bands to find sources with flat or rising spectra between the 4.5, 5.8 or 8 μm IRAC bands and the 24 μm MIPS band. These criteria were derived from the spectral index criteria of Greene et al. (1994), with the adopted color thresholds equivalent to a spectral index criterion $\alpha \geq -0.3$, where $\alpha = d\lambda F_\lambda / d\lambda$. To minimize extragalactic contamination, we adopted the magnitude cutoff that Kryukova et al. (2012) determined from the Orion cloud such that all protostars must satisfy $[24] \leq 7$.

In regions showing bright nebulosity or saturation in the 24 μm bands, we must use alternative criteria for identifying protostars. Following Gutermuth et al. (2009), we use two criteria based on the IRAC and 2MASS photometry. First, we identify sources with detections in the 3.6, 4.5 and 5.8 μm bands guided by the criteria of (Gutermuth et al. 2009):

$$[3.6] - [4.5] \geq 0.7 + \sigma_{[3.6]-[4.5]}, \quad [4.5] - [5.8] \geq 0.7 + \sigma_{[4.5]-[5.8]} \quad (8)$$

To minimize contamination to the protostar sample, all sources identified as AGN, galaxies with PAH emission, outflow shock knots, and stars contaminated by PAH emission (as described in A.1 from Gutermuth et al. (2009)) are eliminated. Furthermore, we also require that the protostars satisfy the criterion in Eqn. 4. For sources without 5.8 μm and 24 μm detections, we use the Phase II criteria from (Gutermuth et al. 2009) to find protostars. These criteria require photometry in the H , Ks , 3.6 μm and 4.5 μm bands.

Once the potential protostars without 24 μm detections are identified, we reject sources where the upper limit to the $[4.5]-[24]$ is < 4.761 mag and the lower limit of the 24 μm magnitude is > 7 mag. We determine these limits using the 24 μm magnitude at which 90% of the sources are recovered for the local value of $RMEDSQ$ (Fig. 4). In areas where the 24 μm data are saturated, we do not reject any sources.

As shown in Fig. 7, there are sources that clearly exhibit the red colors of protostars and satisfy all the Phase I criteria of Gutermuth et al. (2009); these sources should be considered dusty YSOs and are unlikely to be contamination. Although they satisfy the color criteria for protostars, they ultimately fail the Kryukova et al. (2012) criteria because they have $[24] > 7$. We classify these YSOs as faint candidate protostars.

A number of objects are also detected that show MIPS detections with $[24] < 7$, but no detections in the 4.5, 5.8 or 8 μm bands. To distinguish between protostars and sources such as asteroids or galaxies, these extremely red sources were visually inspected (asteroids would not be detected at the same position by IRAC due to their orbital motion). If they appeared as a distinct point source in a region with high extinction, if they were found in

a region of active star formation, or if they were associated with jets apparent in the IRAC images, they were classified as red candidate protostars. A total of 13 such objects were added to the catalog. Far-IR observations with the PACS instrument onboard Herschel will be used to confirm their protostellar nature (Stutz et al., in prep.).

2.7.4. *Distinguishing YSO Candidates from Outflow Knots*

Some identified YSOs may be outflow knots which are unresolved in the Spitzer and 2MASS bands (Gutermuth et al. 2008). To eliminate these, the position of each YSO in the catalog was examined in ground based I , $H\alpha$ and $[SII]$ -band images (J. Bally, private communication). If a source appeared to be a resolved outflow knot, it was removed from the catalog. Only 6 sources were removed as likely outflow knots.

2.8. YSO Classification, Statistics and Photometry

We classified the YSOs as either protostars, faint candidate protostars, red candidate protostars, or pre-main sequence star with disks. The protostars and candidate protostars were identified by the criteria in Sec. 2.7.3. Any YSO with an IR-excess that was not classified as a protostar or candidate protostar was classified as a pre-main sequence star with a disk. We have not distinguished between transition disks and disks with optically thick inner regions in our catalog; these can be identified using the criteria described in Sec. 2.7 or with criteria proposed in the literature (e.g. Muzerolle et al. 2010, Cieza et al. 2010, Merín et al. 2010).

Highly reddened stars with disks may be misidentified as protostars; this can occur when a star with a disk is observed through a dense region of the molecular cloud or when a star is observed through a nearly edge-on disk. Kryukova et al. (2012) applied the approach of Gutermuth et al. (2009) to put upper limits on the number of young stars misidentified as protostars due to their nearly edge-on disks, and they used Monte-Carlo simulations to estimate the number of young stars with disks that are misidentified as protostars due to extinction from the molecular cloud. They estimated that at most 24% of the protostars are actually misclassified stars with disks. The ongoing Herschel Orion Protostar survey (Fischer et al. 2010, Fischer et al. in press) will provide more stringent limits on this percentage by using Herschel 70 and 160 μm observations to confirm the detection of infalling envelopes around Spitzer identified protostars.

The total statistics of the number of sources, their classification, and the method used

to identify them, is given in Table 3. Note that red candidate protostars are not tabulated as IR-excess sources; since they are only detected in 1 to 2 bands, we cannot establish whether they have excesses using our criteria. In the table, the number of additional sources are given in each column, starting with the leftmost column and progressing to the right.

Table 3: Dusty YSOs: Statistics on Detection and Classification

Type	Total ¹	3.6-8 ²	H, K ² 3.6,4.5	3.6,4.5 ² 5.8	J, H ² 4.5	3.6-8 ² 24	4.5,24 ²	3.6, 5.8 ² or 8, 24	24 ²
all ³	306162 ⁴	17337	23956	27934	27016	3296	4506	3365	-
ir-ex ⁵	3469	2004	704	117	5	183	411	45	-
disks ⁶	2991	2004	689	61	5	183	26	23	-
proto ⁷	428	-	15	56	-	-	335	22	-
faint ⁸	50	-	-	-	-	-	50	-	-
red ⁹	10	-	-	-	-	-	-	-	10

¹Total number of sources for a given type.

²Wavelength bands used to find and classify source.

³Number of sources with detections in the wavelength bands listed for a given column.

⁴Number of sources in the point source catalog.

⁵Number of infrared excess sources; this includes stars with disks, protostars and faint candidate protostars.

⁶Source classified as pre-main sequence stars with disks.

⁷Sources classified as protostars.

⁸Faint candidate protostars: dusty YSOs classified as candidate protostars which are fainter than the 24 μm threshold for protostars.

⁹Red candidate protostars: tentative dusty YSOs that are only detected in the 24 μm band and occasionally, the 3.6 μm band. The implied red colors of these sources and their association with dark clouds, star forming regions, or jets indicate they are likely to be protostars. These are not included as IR-excess sources.

The final YSO catalog is given in Table 4. This catalog contains all of the identified *Spitzer* dusty YSOs, their 2MASS photometry, their photometry in all four IRAC bands, their photometry in the MIPS 24 μm band, and their classification. The uncertainties given are the formal uncertainties from the extraction of the photometry. In addition to these formal uncertainties, the IRAC and MIPS instruments have absolute calibration uncertainties of 0.05 magnitudes². Since the absolute uncertainties affect all the sources equally, we tabulate

²<http://irsa.ipac.caltech.edu/data/SPITZER/docs/irac/iracinstrumenthandbook/2/>,
<http://irsa.ipac.caltech.edu/data/SPITZER/docs/mips/mipsinstrumenthandbook/>

only the formal uncertainties which varies from source to source. For consistency with the tables in young cluster survey of Gutermuth et al. (2009), we also include the extinction toward the source and the spectral index of the source over the four IRAC bands. The determination of those values are described in Gutermuth et al. (2009).

2.9. Contamination of the YSO Catalog by Galaxies

Background galaxies, and in particular AGN, often show colors similar to those of YSOs (Stern et al. 2005, Gutermuth et al. 2008). Although the YSO criteria described above are designed to minimize contamination due to galaxies, a residual contamination is expected. To assess the residual contamination of galaxies, we take two approaches. First we use data from SWIRE *Spitzer* Legacy program, a wide-field survey of galaxies executed with the IRAC and MIPS instruments (Lonsdale et al. 2003). Second, we use the reference fields observed as part of the Orion molecular cloud survey.

To estimate the contamination from the SWIRE survey, we used the IRAC and MIPS photometry from a circular region in the Elias N2 field with a total area of 2 sq. deg. We merged these data with the *J*, *H* and *Ks*-band photometry from the 2MASS point source catalog. To facilitate a comparison between the Orion survey and the deeper SWIRE data, we first “degrade” the uncertainties of the SWIRE data so that they are comparable to those achieved with the Orion survey. Using the Orion photometry, an empirical curve of uncertainty vs. magnitude is computed by calculating the median uncertainty as a function of magnitude for each band. For each point source in the SWIRE survey, the tabulated uncertainty was replaced by the median Orion uncertainty for the equivalent magnitude and wavelength band. We then applied our methodology for identifying YSOs to the SWIRE data. From this analysis, we find a total of 14.5 ± 2.7 galaxies are misidentified as YSOs per square degree. Of these, 2.5 ± 1.1 are misidentified as protostars and 4.0 ± 1.4 are misidentified as faint candidate protostars.

We also imaged eight off-cloud reference fields with the IRAC instrument; the overlapping regions of 3.6 and 4.5 μm cover a total of 0.29 deg² (Fig. 1, Table 2.1). In these fields, we find a total of three IR-excess objects, for a density of 10.4 ± 6.0 objects per square degree. In addition to these fields, there is one cloud field, the Orion B “Filament”, in which we detected only a single YSO (Fig. 12). We include this 0.36 deg². map as a reference field since it was covered by MIPS and IRAC and since it provides a measurement of the contamination toward the cloud with its higher extinction. If we assume that all the IR-excess sources in the combined reference fields are objects misidentified as dusty YSOs, we find the total contamination is 6.1 ± 3.1 objects per square degree, of which 1.5 ± 1.5 are

Table 4. *Spitzer*-identified YSOs: IRAC, MIPS, and 2MASS Magnitudes

Index	R.A. ^a	Decl. ^a	<i>J</i>	<i>H</i>	<i>K_S</i>	[3.6]	[4.5]	[5.8]	[8.0]	[24]	<i>A_K</i> ^b	α_{IRAC} ^c	Class ^d
1	05:42:42.68	-10:25:09.3	14.38 ± 0.04	12.06 ± 0.03	10.50 ± 0.02	8.53 ± 0.01	7.57 ± 0.01	6.71 ± 0.01	5.85 ± 0.01	1.97 ± 0.01	1.42	0.22	P
2	05:42:30.55	-10:10:47.8	... ± ± ± ...	14.48 ± 0.01	13.97 ± 0.01	13.52 ± 0.05	12.95 ± 0.05	... ±	-1.08	D
3	05:43:01.59	-10:07:50.3	... ± ± ± ...	14.58 ± 0.01	13.91 ± 0.01	13.35 ± 0.04	12.95 ± 0.05	... ±	-0.97	D
4	05:42:13.07	-10:05:34.9	... ± ...	15.18 ± 0.06	13.60 ± 0.04	11.55 ± 0.01	10.57 ± 0.01	9.69 ± 0.01	8.84 ± 0.01	5.48 ± 0.01	0.35	0.26	P
5	05:42:31.77	-10:05:26.2	14.21 ± 0.03	12.75 ± 0.02	11.75 ± 0.02	10.45 ± 0.01	9.92 ± 0.01	9.48 ± 0.01	8.87 ± 0.01	6.22 ± 0.02	0.56	-1.04	D
6	05:42:38.03	-10:03:43.6	14.05 ± 0.03	12.77 ± 0.03	12.14 ± 0.03	11.57 ± 0.01	11.30 ± 0.01	10.92 ± 0.01	10.55 ± 0.02	7.68 ± 0.04	0.63	-1.64	D
7	05:42:59.93	-10:03:40.0	12.82 ± 0.02	11.84 ± 0.03	11.44 ± 0.03	10.98 ± 0.01	10.78 ± 0.01	10.33 ± 0.01	9.29 ± 0.01	5.79 ± 0.01	0.38	-0.86	D
8	05:42:59.99	-10:03:35.4	... ± ...	14.09 ± 0.08	13.49 ± 0.06	12.70 ± 0.01	12.44 ± 0.01	12.03 ± 0.02	... ± ± ...	0.27	...	D
9	05:42:57.84	-10:03:35.3	16.16 ± 0.08	15.18 ± 0.07	14.48 ± 0.10	14.06 ± 0.01	13.75 ± 0.01	13.23 ± 0.04	12.83 ± 0.05	... ± ...	0.09	-1.38	D
10	05:42:37.10	-10:03:29.6	12.83 ± 0.03	11.64 ± 0.03	11.07 ± 0.02	10.45 ± 0.01	10.15 ± 0.01	9.75 ± 0.01	8.99 ± 0.01	6.21 ± 0.02	0.53	-1.15	D
11	05:42:44.44	-10:03:18.4	13.50 ± 0.03	11.92 ± 0.02	11.14 ± 0.02	10.42 ± 0.01	10.19 ± 0.01	9.87 ± 0.01	9.17 ± 0.01	5.14 ± 0.02	0.95	-1.39	D
12	05:42:52.82	-10:02:41.3	15.76 ± 0.07	14.63 ± 0.06	14.05 ± 0.07	13.41 ± 0.01	13.13 ± 0.01	12.80 ± 0.03	12.13 ± 0.02	... ± ...	0.43	-1.36	D
13	05:42:52.59	-10:02:30.4	14.70 ± 0.03	13.60 ± 0.04	13.00 ± 0.03	12.46 ± 0.01	12.28 ± 0.01	12.10 ± 0.02	12.03 ± 0.02	8.57 ± 0.09	0.37	-2.33	D
14	05:42:06.84	-10:02:28.2	... ± ...	15.92 ± 0.14	14.62 ± 0.11	13.93 ± 0.01	13.23 ± 0.01	12.38 ± 0.02	11.25 ± 0.02	7.31 ± 0.03	0.59	0.25	FP
15	05:42:12.41	-10:02:11.1	13.31 ± 0.02	12.27 ± 0.03	11.78 ± 0.02	11.27 ± 0.01	10.99 ± 0.01	10.54 ± 0.01	9.63 ± 0.01	6.82 ± 0.01	0.37	-0.94	D
16	05:42:34.41	-10:01:51.9	... ± ± ...	10.15 ± 0.03	9.65 ± 0.01	9.45 ± 0.01	8.26 ± 0.01	6.54 ± 0.02	3.93 ± 0.01	...	0.59	D

^aJ2000 coordinates

^bOnly provided for sources with valid *JHK_S* or *HK*[3.6][4.5] photometry.

^cExtinction is not accounted for in these values. High extinction can bias α_{IRAC} to higher values.

^dD: disks, P: protostars, FP: faint candidate protostar, RP: red candidate protostars (24 μ m detection without 4.5, 5.8 or 8 μ m detection).

misidentified as protostars and 2.8 ± 1.5 are misidentified as faint candidate protostars. Note, that the density of IR-excess sources in the off-cloud fields is consistent with the density of galaxies misidentified as YSOs in the SWIRE field. However, when we include the reference field toward the Orion B cloud, the contamination drops significantly; this may result from the higher extinction through the on-cloud region. We adopt the value for the combined reference fields, 6.1 ± 3.1 objects per sq. deg. misidentified as YSOs, as the typical source contamination since it is more representative of on-cloud regions targeted in this survey. We note this is similar to the contamination of 8 objects per sq. deg. quoted by Gutermuth et al. (2009).

2.10. The Effect of Nebulosity on Photometry and the YSO Catalog

Another form of contaminants are stars mis-classified as dusty YSOs due to their coincidence with bright nebulosity. Aperture photometry of point sources superimposed on structured nebulosity may result in some of the nebulosity contributing to the observed magnitudes and creating a fake IR-excess. To assess the number of such misidentified stars, we first identified every star in the survey field with sufficient photometry to detect an IR-excess but without the detection of an IR-excess. From this sample of stars we excluded likely extragalactic contamination leaving a total of 27339 sources.

We then added an artificial star $10''$ east of every one of the identified stars. The artificial stars closely reproduce the spatial distribution of stars without IR-excesses, which are primarily field stars, and thus eliminate potential biases induced by the adopted spatial distribution. For example, this experiment will correctly account for the fact that most of the field stars are found in dark regions without bright nebulosity. The colors and magnitudes of the artificial stars were taken from the set of stars in the reference fields which also had sufficient photometry to detect an excess, but were not identified as IR-excess sources or galaxies. We ignore the MIPS data due to the small number of additional YSOs identified solely with MIPS and since the MIPS photometry was extracted with PSF fitting that may reduce, but not eliminate, the effect of nebulosity. Furthermore, all but one of the adopted reference fields used to supply the colors and magnitudes of the artificial stars lacked MIPS photometry.

We next recovered the photometry of the artificial stars. The input and recovered photometry is shown in Figure 8. The IRAC color-color diagrams show a significantly larger spread in the $[5.8] - [8.0]$ color of the recovered data due to the nebulosity in the image. In comparison, the increase in the spread of the $[3.6] - [4.5]$ color is negligible. This can be shown quantitatively by examining the standard deviation; while the standard deviation

of the $[3.6] - [4.5]$ color changed from 0.05 mag to 0.07 mag, the standard deviation of the $[5.8] - [8]$ color changed from 0.14 mag to 0.19 mag. Furthermore, a number of objects are scattered to $[5.8] - [8]$ colors exceeding 0.5 mag but maintain small $[3.6] - [4.5]$ colors. This diagram demonstrates the necessity of rejecting candidate YSOs with IR-excesses only in the $[5.8] - [8.0]$ color. Out of the 27399 artificial stars, only 13 showed infrared excess using our criteria for the IRAC color-color diagram. We note that 11 of those 13 stars have recovered $4.5 \mu\text{m}$ magnitudes that are more than 0.5 mag brighter than the input magnitudes; these may be artificial sources that have been added on top of actual sources. We conclude that the contribution to our YSO sample by stars with spurious IR-excesses due to confusion with nebulosity and stars is negligible.

3. The Spatial Distribution and Density of Dusty YSOs

The spatial distribution of all identified YSOs are displayed in Fig. 9. The pre-main sequence stars with disks (hereafter: disks) and protostars are displayed separately. Note that the reference fields, as well the "Filament" region of the Orion B cloud are almost devoid of YSOs; this demonstrates the reliability of our identification methodology. This figure shows that the YSOs follow the general structure of the cloud and that there are few parts of the cloud that are completely devoid of YSOs (also see Gutermuth et al. 2011)). The disks are more spread out than the protostars, which more closely follow the distribution of the high A_V gas.

In Figs. 10 - 16, we show color images constructed from the combined $4.5 \mu\text{m}$, $5.8 \mu\text{m}$ and $24 \mu\text{m}$ mosaics, as well as the positions of the protostars and disks overlaid on the $4.5 \mu\text{m}$ mosaics. These include the Lynds 1622 dark cloud (Fig. 10, Reipurth et al. 2008), the field containing the reflection nebulae NGC 2068 and 2071 region (Fig. 11, Gibb 2008), the field containing the HII region NGC 2024, the reflection nebula NGC 2023 and the Horsehead nebula (Fig. 13, Meyer et al. 2008), the field containing the Orion Nebula, NGC 1977, and OMC-2/3 (Fig. 14, Peterson & Megeath 2008, O'Dell et al. 2008, Muench et al. 2008), the Lynds 1641 region (Fig. 15, Allen & Davis 2008) and the part of the cloud closest to the star κ Ori (Fig. 16, it is not clear if κ Ori is in physical proximity to the cloud or just seen near the cloud in projection). Detailed descriptions of these region are given in the above references. Rich clusters, small groups and relatively isolated YSOs are clearly evident in these images. Multi-parsec long chains of protostars are also discernible in several of the mosaics. In total, these figures illustrate the complex distribution of dusty YSOs within the Orion molecular clouds.

The advantage of using *Spitzer* to trace recent and ongoing star formation is that we

can reliably identify young stars in regions with a low density of dusty YSOs. This ensures that we get a census of both clustered and (relatively) isolated star formation in Orion. In contrast, previous studies have relied on star counts that are primarily sensitive to star formation in clustered regions (Lada et al. 1991, Lada 1992, Carpenter 2000). However, young clusters contain bright mid-IR nebulosity and crowded star fields which can lower the sensitivity of *Spitzer* to YSOs (Figs. 11, 13, and 14). Consequently, an unbiased census of dusty YSOs toward the Orion clouds requires an estimate of the completeness, particularly in regions with dense clusters and bright nebulosity, and a correction for spatially varying incompleteness over the surveyed regions. In a 2nd paper, we will develop and apply approaches to correct for the spatially varying incompleteness and perform a detailed analysis of the spatial distribution of YSOs in the Orion clouds.

4. Mid-IR Variability in the Orion Sample

The variability of YSOs in the IRAC bands has now been established in multi-epoch *Spitzer* observations of several star forming regions (Sung et al. 2009, Muzerolle et al. 2009, Morales-Calderón et al. 2011). These results motivate an examination of the variability in the Orion data set. The dithered 10.4 second observations at most positions in the Orion field were obtained in 2-3 distinct epochs. By separating the data into these epochs, we can use these data to characterize variability between the observed epochs for a large sample of young stellar objects.

4.1. Stetson Analysis of the Orion YSOs

Since the Orion survey observations were not designed to measure variability, a search for variable sources requires the extraction of photometry from one or two individual data frames with no redundancy to eliminate cosmic rays. To reliably identify variable sources, we use the Stetson index which measures correlated variability in the 3.6 and 4.5 μm bands of IRAC (Stetson 1996). These bands were chosen as they are the least affected by nebulosity and typically show the highest signal to noise. The requirement of correlated variability minimizes the chance of mistaking a cosmic ray strike during one of the epochs as variability.

We have adapted the Stetson analysis outlined in the 2MASS variability study of Carpenter et al. (2001) to the IRAC 3.6 and 4.5 μm bands. The Stetson index S was calculated using the equation:

$$S = \frac{1}{N_{epoch}} \sum_{k=1}^{N_{epoch}} \text{sgn}(P_k) \sqrt{|P_k|} \quad (9)$$

where N_{epoch} is the number of independent epochs and

$$P_k = \delta_k(3.6 \mu m) \delta_k(4.5 \mu m) \quad (10)$$

The variable δ_k is calculated for each epoch from for the 3.6 and 4.5 μm magnitudes using the equation:

$$\delta_k(\lambda) = \sqrt{\frac{n_{epoch}}{n_{epoch} - 1}} \left(\frac{m_\lambda - \bar{m}_\lambda}{\sigma_\lambda} \right) \quad (11)$$

where \bar{m}_λ is the average of m_λ over the epochs. In the determination of S , we only used magnitudes with uncertainties less than 0.1 mag and we required that this uncertainty limit was met in at least 2 epochs. To increase the signal to noise and reliability of the photometry, we average observations which were taken within 2 days of each other. This will smooth out any short period variability over the 2 day interval. The number of overlapping observations can range from 1 frame (in the case of L1641 where there are separate 2nd and 3rd epochs), 2 frames (in the case of most of the other fields), to as high as 6 frames (in the interstices of our mapping grid where frames from 3 separate positions overlap). In cases where the peak signal of a source in the combined mosaics exceeded the saturation limit of the 10.4 second frame or the magnitude of the short 0.4 second frame was brighter than the 10.4 second frame saturation magnitude, we used the photometry for the 0.4 second frame. A noise floor was set by adopting a minimum value of 0.05 mag for σ_λ .

The distribution of Stetson indices for the entire cloud sample are displayed in Fig. 17. We compare the distribution of young stellar objects with IR-excesses with that for stars that show no evidence of IR-excesses (hereafter: pure photospheres). The pure photospheres are a mixture of field stars in the line of sight as well as diskless pre-main sequence stars. The difference between these two distributions is clearly apparent. While the IR-excess sources show a strong bias toward positive values of S , the pure photospheres are mostly confined to small values of S centered on 0. We show the histograms for sources with $m_{4.5} \leq 14$; this magnitude threshold eliminates the sharp increase of S with fainter magnitudes apparent for the pure photospheres. We assume the distribution of S for the photospheres is dominated by noise and systematic uncertainties in the photometry and not by intrinsic variability in the sources. Given the that the distribution is symmetric with $S = 0$, this appears to be a

reasonable assumption. We can then compare this distribution to that for the YSOs with IR-excesses to assess the frequency of variability in both pre-main sequence stars with disks and protostars. This comparison shows that the YSOs with IR-excesses are clearly biased to positive values of S , indicating the presence of significant variability.

In Fig. 18, we compare the variability as a function of evolution. (note: protostars do not include faint candidate protostars in this analysis). To identify a sample of diskless pre-main sequence stars, we use the 2MASS variability survey to find sources that show variability in the near-IR bands but show no evidence for a disk in the *Spitzer* wavelength bands. These objects are thought to be pre-main sequence stars with large star spots that rotate in and out of view (Carpenter et al. 2001). We use all sources which are not found to show an IR-excess in the *Spitzer* bands (despite having photometry in a sufficient number of wavelength bands to detect an excess) and which have near-IR Stetson indices ≥ 0.55 in the observations of Carpenter et al. (2001).

The histograms show a clear progression in the distribution of S with evolution, with the protostars showing the highest values of S , the young stars with disks exhibiting intermediate values, and the diskless young stars showing typically very small values. We note that the IR-excess sources exhibit much higher values of S even though the diskless pre-main sequence stars were selected by their inherent variability. Nevertheless, the diskless pre-main sequence stars show a higher incidence of variability than the total sample of pure photospheric sources that include both field stars and diskless pre-main sequence objects.

To better quantify the fraction of YSOs that exhibit variability, we tabulate the fraction of sources with $S > n\sigma_{S(photo)}$, where $\sigma_{S(photo)}$ is the standard deviation in the S for the photospheres (Table 5). We show that the IR-excess sources have systematically larger values than the photospheres. If we use the photospheres as a reference distribution for non-variable sources (i.e. the spread in the values of S result from random and systematic errors in the uncertainties), we estimate that $\sim 50\%$ of the young stellar objects with IR-excesses exhibit variability.

Table 5: Fraction of Young Stellar Objects Exhibiting Variability

n	Photospheres	Fraction of sources with $s > n\sigma_{photo}$			Protostars
		YSOs with IR-excesses	Diskless YSOs	YSOs with Disks	
1	0.09	0.60	0.28	0.59	0.73
2	0.02	0.41	0.12	0.40	0.57
3	0.01	0.28	0.06	0.26	0.45

4.2. Characterizing the Changes in Magnitude and Color

We now characterize the changes in magnitude during the variations. For the IR-excess sources where $S > 2\sigma_{S(photo)}$, Fig. 19 displays the change in the magnitude in each of the IRAC bands. In each case, we identified the epoch that showed the minimum and maximum 4.5 μm magnitudes. We then plotted the difference in magnitude for each IRAC band between those two epochs. In each case, we plot the difference in magnitude relative to that observed in the 4.5 μm band. We find that the distribution of maximum deviations are strongly correlated and approximately follow a diagonal in each plot. This indicates that the change in magnitude is approximately the same in all four wavebands. Note that there are several points where variability is seen in one band but not the other. In these cases, the photometry may have been affected by cosmic ray strikes and are removed from the analysis. Nevertheless, there is a strong correlation between the independent bands: the Pearson’s r correlation coefficients are given in Table 6. These show strong correlations in all three cases which can be further strengthened by limiting the analysis to sources showing changes ≥ 0.25 mag.

We fit a line to each correlation using the functional form $[\lambda] - [\lambda]_{4.5_{min}} = A + B \times ([4.5] - [4.5]_{4.5_{min}})$ after eliminating all the points that are likely cosmic ray strikes from the fit (Fig. 19). We try fits that include all the datapoints (after rejecting the possible cosmic ray strikes) and fits limited to those datapoints showing changes in both bands greater than 0.25 mag. By ignoring sources that show small variations, we reduce the sensitivity of the fits to spatially varying nebulosity. The results of the fits are given in Table 6. In three out of four of the observed correlations, the slopes are within 2σ of unity, indicating that the variability does not change the color of the sources. The only exception is the slope for the $\Delta 3.6 \mu\text{m}$ vs $\Delta 4.5 \mu\text{m}$ correlation, which shows a somewhat lower slope.

The distribution of the magnitude variations are shown for all four IRAC bands in Fig. 20. We plot the maximum variation in magnitude for each source where $S > 2\sigma_{S(photo)}$. Although the variations can be as large as 1.76 mag, most of the variations are smaller than 0.5 mag. The maximum variations in each band as a function of percentiles are given in Table. 7. In addition to having a higher incidence of variability, the protostars exhibit larger variations in magnitudes than the young stars with disks.

4.3. Constraints on the Mechanism for Variability

We find evidence of variability for 50% of the YSOs with IR-excesses. The magnitude changes are approximately the same in all four IRAC bands and are typically on the order

Table 6: Slope of Δm_λ Variations in the IRAC Bands

Bands	r	A	B
$\Delta[3.6]$ vs $\Delta[4.5]$	0.85	0.025 ± 0.004	0.844 ± 0.016
$\Delta[3.6]$ vs $\Delta[4.5]^1$	0.87	0.043 ± 0.016	0.865 ± 0.034
$\Delta[5.8]$ vs $\Delta[4.5]$	0.88	-0.027 ± 0.005	1.003 ± 0.019
$\Delta[5.8]$ vs $\Delta[4.5]^1$	0.92	-0.031 ± 0.018	1.055 ± 0.036
$\Delta[8]$ vs $\Delta[4.5]$	0.69	-0.059 ± 0.010	0.922 ± 0.037
$\Delta[8]$ vs $\Delta[4.5]^1$	0.83	-0.121 ± 0.045	1.273 ± 0.091

¹Only for sources which vary by more than 0.25 mag in both wavebands.

Table 7: Percentiles for $\Delta m(\lambda)$

Wavelength Band	Evolutionary Class	Number	Δ mag by percentile			
			25%	50%	75%	10%
3.6 μ m	disks	838	0.12	0.17	0.25	0.36
4.5 μ m	disks	838	0.13	0.18	0.26	0.37
5.8 μ m	disks	665	0.10	0.17	0.25	0.36
8 μ m	disks	542	0.07	0.13	0.21	0.32
3.6 μ m	protostars	167	0.16	0.24	0.38	0.53
4.5 μ m	protostars	167	0.15	0.23	0.33	0.45
5.8 μ m	protostars	151	0.12	0.20	0.31	0.44
8 μ m	protostars	119	0.16	0.24	0.40	0.53

of 0.2 mag. Both the fraction of sources with variability and the changes in magnitude are largest for protostars. Since diskless objects do not exhibit similar variability, it is likely that the observed variability is due to the changes in the emission from the inner disk region where dust emits strongly in the IRAC bands. This emission is thought to originate primarily in the inner rim of the disk; at this inner rim the central stars heats the dust to the sublimation temperature of silicate grains. Dust within this radius will be sublimated, thus eliminating the primary source of opacity in the disk. Since the disk is vertically extended, the emission in the inner rim originates come from an “opacity wall” facing the central star. The infrared emission from the disk traced by the IRAC bands arises mainly in the rim, but it includes contributions from disk radii up to 1 AU, particularly in the 8 μ m band (D’Alessio et al. 2006).

The variations in overall disk flux could be due to changes in the heating of the disk, fluctuations in its physical structure, or some combination of the two. The wavelength dependence of the variability, as measured by the slope of Δm_λ versus $\Delta[4.5]$, and the timescale of the variations provide constraints on the mechanism for the infrared variability. A physical model for the variability must explain how material over the inner 1 AU could uniformly change its flux over the course of six months. Variations on timescales of less than one year could be due to fluctuations and rotating structures in the inner 1 AU of the disk where the dynamical timescale ranges from months to days with decreasing radius. These variations may result from a variety of reasons such as a rotating disk warp or MRI instabilities that launch dust out of the midplane (Turner et al. 2010). Previous observational studies have invoked scale height perturbations to the dust at the very inner edge of the disk to explain the wavelength dependence and timescale of the variability for evolved transition disks where the inner disk has been cleared. Scale height perturbations at the very inner edge of a disk result in a ‘seesaw’ behavior for the infrared SED, in which the short wavelength flux increases while the long-wavelength flux decreases with the entire SED appearing to pivot at $8 \mu\text{m}$ (Flaherty et al. 2011, Espaillat et al. 2011). The observed variability could also result from changes in the heating of the inner disk by the central star. The disk is heated by both the intrinsic luminosity of the star and the accretion luminosity generated by gas funneled down onto the star. Changes in the heating of a disk could arise from fluctuations of the accretion rate onto the central star and the resultant change in accretion luminosity. The accretion luminosity is thought to be concentrated in accretion hot spots; the rotation of these hot spots may also result in variations in the heating of the portions of the inner disk most visible from the Earth (Bouvier & Bertout 1989, Morales-Calderón et al. 2009).

To examine how changes in the structure and heating of the inner disk would affect the observed magnitudes in the IRAC bands, we employ the CGPlus models (Chiang & Goldreich 1997, Dullemond et al. 2001). These models include a two-layer, flared disk with a puffed-up inner wall. While more complicated combinations of grain growth and settling are often needed to fit detailed SEDs, we can use these models to estimate the wavelength dependence due to changes in the disk and star. Our base model consists of a $0.5M_\odot$, $2L_\odot$, $T_{eff}=3800$ K star surrounded by a $0.01M_\odot$ disk that extends from the dust sublimation radius, defined as the point where $T_{dust}=1500$ K, out to 100 AU. From these models we can directly estimate magnitudes, and by varying different model parameters we can calculate the slope of Δm_λ versus $\Delta[4.5]$ in the same manner as was done with the actual data. First we consider variations due to a puffed up inner rim by increasing the scale height of the dust and gas of the inner rim. In this case, we find slopes of 1.014, 0.96, 0.60 for [3.6], [5.8] and [8.0], respectively (Table 8). While the radiative transfer in the shadowed region behind the inner rim is not fully understood, changing the scale height in this way produces a ‘seesaw’ behavior similar

to what has been observed in transition disks and thus serves as a useful approximation. The calculated slopes are inconsistent with the observations, suggesting that in the majority of the YSOs, the variability is not due to a change in the scale height of the inner disk rim. We next vary the radial location of the inner rim of the disk by lowering the temperature at which the disk becomes truncated. In this situation, we find slopes of 0.53, 1.468, 1.499 which are also highly inconsistent with the data (Table 8). This implies that, unlike in the evolved disks, we are not observing a change in the structure of the dust at the very inner edge of the disk. We cannot rule out synchronized changes in the disk scale height over the entire inner 1 AU which would affect all the IRAC bands equally; however, it is not clear what mechanism could alter the disk in this manner.

Next, we consider changing the stellar flux in the CGPlus models without varying the flux of the disk. This produces slopes of 1.09, 0.861, 0.687 for [3.6], [5.8] and [8.0], respectively; these values show the decreasing dominance of the stellar photosphere with increasing wavelength. The lack of agreement with the observed slopes confirm the need for a change in the disk flux. If we vary the stellar luminosity while allowing the disk structure to respond to this change in the impinging flux, we find slopes of 0.985, 1.012, 1.013. If we vary the disk heating without varying the infrared emission from the photosphere, which would be the case if the disk was heated by UV radiation from the accretion of gas onto the star, the resulting slopes of 0.922, 1.053, 1.124 provide the best match to the data (Table 8). In this case, the reduced slope at [3.6] is due to the significant contribution of the photosphere in that band. The thermal timescale of the upper layers of the disk that are responsible for the observed infrared emission are very short (Chiang & Goldreich 1997) and the disk will respond almost instantaneously to changes in the illumination. This suggests that we are observing a change in the overall flux level of the disk by an amount that is relatively constant with wavelength. Variable heating may come from rapid changes in the rate of accretion of gas onto the central stars; the accretion luminosity contributes significantly to the total luminosity of protostars and young stars with disks. Alternatively, Morales-Calderón et al. (2009) constructed models of the variable heating in a protostar due to a rotating accretion hot spot. In this case, the variability is not due to a change in total luminosity, but due to the region of the inner disk rim illuminated by the hot spot rotating in and out of view. These models also produce a wavelength dependence that is similar to what has been observed. We note that the Morales-Calderón et al. (2009) models which add a disk warp rotating in sync with the hot spot predicts a weaker variability at [8.0]; this is inconsistent with our observations.

We conclude that the time variable heating of an extended portion of the disk driven by rotating accretion hot spots or rapid accretion variations is the most likely explanation for the observed variations in the mid-IR magnitudes. This is in distinct contrast to transition disks

for which structural perturbations of the puffed-up wall at the dust sublimation radius can explain the observed mid-IR variability (Flaherty et al. 2011, Espaillat et al. 2011). Hence, the mechanism for mid-IR variability may change as young stars objects and their disks evolve. A more definitive assessment of the origin of the variability will require coordinated observations designed to study the time dependence of mid-IR emission, stellar luminosity and accretion (e.g. Flaherty et al. in press).

5. Summary

We present a survey of dusty YSOs identified in the Orion A and B clouds using the IRAC and MIPS instruments onboard the *Spitzer* Space Telescope and the 2MASS point source catalog. This survey covered 8.8 sq. degrees of the Orion clouds in the four IRAC bandpasses and 16.4 sq. degrees with the MIPS instrument, with a combined total coverage of 8.8 deg². In addition, eight reference fields covering 0.29 sq. degrees were observed with IRAC. In this paper, we present the catalog of point sources and young stellar objects, with the following results:

1: Within this field, 306162 point sources are identified; a total of 34176 are in a sufficient number of wavebands that they can be examined for infrared excesses. We characterize the completeness of the point source catalog as a function of magnitude in the four IRAC and one MIPS band. The completeness is spatially varying and is strongly dependent on the amount of nebulosity in a given field.

2: A total of 3479 dusty YSOs are identified by the presence of mid-infrared emission in excess of that expected for a reddened photosphere. This includes 2991 young stars with disks, 428 protostars and 50 faint candidate protostars. In addition, another 10 sources

Table 8. Slope of Model Δm_λ Variations

Model	[3.6]	[5.8]	[8.0]
Observed	0.865 ± 0.034	1.055 ± 0.036	1.273 ± 0.091
Inner disk scale height	1.014	0.96	0.60
Inner disk radius	0.53	1.468	1.499
Vary star, not disk	1.09	0.861	0.687
Vary star and disk	0.985	1.012	1.013
Vary disk, not star	0.922	1.053	1.124

detected only in the MIPS 24 μm band are candidate protostars. The identified dusty YSOs are found distributed throughout the Orion A and B clouds molecular clouds; a detailed analysis of the spatial distribution will be presented in a subsequent paper. We employed several criteria for rejecting contaminating galaxies; the residual contamination to the YSO sample from background galaxies is estimated to be 6.1 ± 3.1 per deg^2 . Using a Monte-Carlo simulation of the background contamination, we estimate that an additional 13 sources may not be YSOs, but instead show YSO-like colors due to a blending with nebulosity and other point sources.

3: The YSOs were examined for variability using three epochs for the L1641 cloud and two epochs for the remainder of the survey. The dusty YSOs show a high degree of correlated variability in the 3.6 and 4.5 μm bands relative to pure photospheric sources without IR-excesses, with 50% of the dusty YSOs exhibiting significant variability. The median variability is 0.2 mag, with variations up to 1.76 magnitudes detected. The protostars show both a higher incidence of variability and larger variations in their mid-IR magnitudes than young stars with disks. The variability is correlated in all four IRAC bands with the changes in the 5.8 and 8 μm bands approximately equal to those at 4.5 μm , and the 3.6 μm band showing somewhat weaker changes. Using models of the heating of an inner, puffed up disk by a central source, we find that models that invoke changes in the heating of the inner disk best reproduce the observed variability. These changes may arise from fluctuations in the accretion rate or from rotating accretion hot spots.

This publication makes use of data products from the Two Micron All Sky Survey, which is a joint project of the University of Massachusetts and the Infrared Processing and Analysis Center/California Institute of Technology, funded by the National Aeronautics and Space Administration and the National Science Foundation. This work is based in part on observations made with the Spitzer Space Telescope, which is operated by the Jet Propulsion Laboratory, California Institute of Technology under a contract with NASA. This work received support through that provided to the IRAC and MIPS instruments by NASA through contracts 960541 and 960785, respectively, issued by JPL. Support for this work was also provided by NASA through awards issued to STM and JLP by JPL/Caltech.

Facilities: Spitzer

6. Appendix A: Measuring the Completeness to Point Sources in each Wavelength Band

To assess the completeness of the data, artificial stars were added to the ONC field in the four IRAC bands and the MIPS 24 μm bands. As described in Sec. 2, the Orion data exhibit spatially varying completeness primarily due to confusion with the bright and highly structured nebulosity detected in all wavelength bands. Instead of measuring the completeness for each position in the IRAC and MIPS maps, we determine completeness as a function of RMEDSQ, as defined in Sec. 2. To do this, we used the ONC field since this field shows the largest range in RMEDSQ values.

For the IRAC artificial stars, we used a PRF that was reconstructed from the observations of an IRAC standard star³. To account for the rotation of the spacecraft during the two epochs of the observation, the artificial PRF was the sum of two rotated PRFs. The artificial star analysis was done separately for “faint”, “bright” and “ultra-bright” stars. The input magnitudes of the faint stars were distributed in 0.5 mag increments between 12.5 to 16.5 mag for the 3.6 and 4.5 μm bands, and between 10.5 to 14.5 mag for the 5.8 and 8 μm bands. For the bright stars, the stars were added in 0.5 mag increments between 8 and 12 mag for the 3.6 and 4.5 μm bands, and between 6 and 10 mag for the 5.8 and 8 μm bands. Finally, the ultra-bright stars covered 3.5 to 7.5 mag in 0.5 mag increments for the 3.6 and 4.5 μm bands and 1.5 to 5.5 mag in 0.5 mag increments for the 5.8 and 8 μm bands. In all three cases, the stars were distributed in a rectangular grid in which each added star was separated by 12.5” from the adjacent artificial stars.

The added stars were then recovered with PhotVis using automated source detection; any source within 1.5” of the input position, within 0.25 mag of the input source magnitude, and with uncertainties within the limits set for YSO identification (0.1 mag for the 3.6 and 4.5 μm bands and 0.15 mag for the 5.8 and 8 μm bands) was considered recovered. The PhotVis object detection parameters were the same as those used for the point source catalog. The recovered faint stars were binned by their $\log(\text{RMEDSQ})$ values using a bin of 0.5. The reason for the logarithmic binning is that increasingly bright nebulous regions cover progressively smaller portions of the image; a logarithmic binning thus provides better statistics for regions where $\text{RMEDSQ} > 1000$. We then calculated the fraction of recovered stars (n_{rec}) to added stars (n_{add}) using the equation $f = n_{\text{rec}}/n_{\text{add}}$. The fractions as a function of input magnitude and $\log(\text{RMEDSQ})$ are shown for the IRAC bands in Fig. 3.

For the purpose of the correction, it is of value to obtain for each magnitude a continuous

³<http://irsa.ipac.caltech.edu/data/SPITZER/docs/irac/calibrationfiles/psprf/>

curve parameterized by the RMEDSQ. For each input magnitude of the artificial stars, we fit a function to the fraction of recovered stars vs. $\log(\text{RMEDSQ})$. We fit the equation

$$x = \log(\text{RMEDSQ}), \quad f = \frac{1}{2} \left(1 - \operatorname{erf} \left(\frac{x - a}{\sqrt{2}b} \right) \right) \quad (12)$$

where a and b are the value of RMEDSQ at which the completeness declines to 0.5 and the width of the decline, respectively. This equation has desirable features of having a fraction approaching one for small values of $\log(\text{RMEDSQ})$ and a fraction approaching zero for high values of $\log(\text{RMEDSQ})$. When fitting the data, we adopted an uncertainty

$$\sigma_f^2 = (f(1 - f)/n_{add})^2 + 0.00001 + 0.000001(1 - f) \quad (13)$$

which is the uncertainty from Bolte (1989) with a noise floor added to both high and low values of f . The noise floors were set by using trial and error to find values of σ_f for which the fit would converge. The resulting fits are shown in Fig. 3. The values of a and b for the selected magnitudes are shown in Table 9.

The MIPS 24 μm completeness was assessed in a similar way. A grid of point sources were added to the images; the point source was generated by STinyTim for a 50 K source. This was done with two iterations: one for faint stars with magnitudes ranging from 6.5 to 10.5 mag in increments of 0.5 mag and one for bright stars with magnitudes ranging from 2 to 6 mag in increments of 0.5 mag. The stars were separated by 12.5 pixels. Point sources detected by PhotVis with positions and magnitude within 1.5'' of the input position, 0.25 mag of the input magnitude and with an uncertainty ≤ 0.25 mag were considered recovered. The PhotVis object detection parameters were the same as used for the point source catalog and the magnitudes were determined using aperture photometry using the aperture radius, sky annulus, and calibration described in Sec. 2.5. The number of recovered and added stars were binned in intervals of $\log(\text{RMEDSQ})$, and the resulting fraction was fit repeating the steps for the IRAC data (Fig. 4). The values of a and b for the MIPS data are shown in Table 9.

REFERENCES

- Allen, L., Megeath, S. T., Gutermuth, R., Myers, P. C., Wolk, S., Adams, F. C., Muzerolle, J., Young, E., & Pipher, J. L. 2007, *Protostars and Planets V*, 361

- Allen, L. E., Calvet, N., D'Alessio, P., Merin, B., Hartmann, L., Megeath, S. T., Gutermuth, R. A., Muzerolle, J., Pipher, J. L., Myers, P. C., & Fazio, G. G. 2004, *ApJS*, 154, 363
- Allen, L. E., & Davis, C. J. 2008, *Low Mass Star Formation in the Lynds 1641 Molecular Cloud*, ed. B. Reipurth, 621
- Allen, T. S., Gutermuth, R. A., Kryukova, E., Megeath, S. T., Pipher, J. L., Naylor, T., Jeffries, R. D., Wolk, S. J., Spitzbart, B., & Muzerolle, J. 2012, *ApJ*, 750, 125
- Baade, W., & Minkowski, R. 1937, *ApJ*, 86, 119
- Bally, J., Lanber, W. D., Stark, A. A., & Wilson, R. W. 1987, *ApJL*, 312, L45
- Bally, J., Walawender, J., Reipurth, B., & Megeath, S. T. 2009, *AJ*, 137, 3843
- Bik, A., Lenorzer, A., Kaper, L., Comerón, F., Waters, L. B. F. M., de Koter, A., & Hanson, M. M. 2003, *AA*, 404, 249
- Bolte, M. 1989, *ApJ*, 341, 168
- Bouvier, J., & Bertout, C. 1989, *AA*, 211, 99
- Bowler, B. P., Waller, W. H., Megeath, S. T., Patten, B. M., & Tamura, M. 2009, *AJ*, 137, 3685
- Carpenter, J. M. 2000, *AJ*, 120, 3139
- Carpenter, J. M., Hillenbrand, L. A., & Skrutskie, M. F. 2001, *AJ*, 121, 3160
- Chen, H., & Tokunaga, A. T. 1994, *ApJS*, 90, 149
- Chiang, E. I., & Goldreich, P. 1997, *ApJ*, 490, 368
- Cieza, L. A., Schreiber, M. R., Romero, G. A., Mora, M. D., Merin, B., Swift, J. J., Orellana, M., Williams, J. P., Harvey, P. M., & Evans, II, N. J. 2010, *ApJ*, 712, 925
- D'Alessio, P., Calvet, N., Hartmann, L., Franco-Hernández, R., & Servín, H. 2006, *ApJ*, 638, 314
- Dullemond, C. P., Dominik, C., & Natta, A. 2001, *ApJ*, 560, 957
- Engelbracht, C. W., Blaylock, M., Su, K. Y. L., Rho, J., Rieke, G. H., Muzerolle, J., Padgett, D. L., Hines, D. C., Gordon, K. D., Fadda, D., Noriega-Crespo, A., Kelly, D. M., Latter, W. B., Hinz, J. L., Misselt, K. A., Morrison, J. E., Stansberry, J. A., Shupe, D. L., Stolovy, S., Wheaton, W. A., Young, E. T., Neugebauer, G., Wachter, S., Pérez-González, P. G., Frayer, D. T., & Marleau, F. R. 2007, *PASP*, 119, 994

- Espaillat, C., Furlan, E., D'Alessio, P., Sargent, B., Nagel, E., Calvet, N., Watson, D. M., & Muzerolle, J. 2011, *ApJ*, 728, 49
- Fazio, G. G., Hora, J. L., Allen, L. E., Ashby, M. L. N., Barmby, P., Deutsch, L. K., Huang, J.-S., Kleiner, S., Marengo, M., Megeath, S. T., Melnick, G. J., Pahre, M. A., Patten, B. M., Polizotti, J., Smith, H. A., Taylor, R. S., Wang, Z., Willner, S. P., Hoffmann, W. F., Pipher, J. L., Forrest, W. J., McMurty, C. W., McCreight, C. R., McKelvey, M. E., McMurray, R. E., Koch, D. G., Moseley, S. H., Arendt, R. G., Mentzell, J. E., Marx, C. T., Losch, P., Mayman, P., Eichhorn, W., Krebs, D., Jhabvala, M., Gezari, D. Y., Fixsen, D. J., Flores, J., Shakoorzadeh, K., Jungo, R., Hakun, C., Workman, L., Karpati, G., Kichak, R., Whitley, R., Mann, S., Tollestrup, E. V., Eisenhardt, P., Stern, D., Gorjian, V., Bhattacharya, B., Carey, S., Nelson, B. O., Glaccum, W. J., Lacy, M., Lowrance, P. J., Laine, S., Reach, W. T., Stauffer, J. A., Surace, J. A., Wilson, G., Wright, E. L., Hoffman, A., Domingo, G., & Cohen, M. 2004, *ApJS*, 154, 10
- Fűrész, G., Hartmann, L. W., Megeath, S. T., Szentgyorgyi, A. H., & Hamden, E. T. 2008, *ApJ*, 676, 1109
- Fischer, W. J., Megeath, S. T., Ali, B., Tobin, J. J., Osorio, M., Allen, L. E., Kryukova, E., Stanke, T., Stutz, A. M., Bergin, E., Calvet, N., di Francesco, J., Furlan, E., Hartmann, L., Henning, T., Krause, O., Manoj, P., Maret, S., Muzerolle, J., Myers, P., Neufeld, D., Pontoppidan, K., Poteet, C. A., Watson, D. M., & Wilson, T. 2010, *AA*, 518, L122
- Flaherty, K. M., & Muzerolle, J. 2008, *AJ*, 135, 966
- Flaherty, K. M., Muzerolle, J., Rieke, G., Gutermuth, R., Balog, Z., Herbst, W., Megeath, S. T., & Kun, M. 2011, *ApJ*, 732, 83
- Flaherty, K. M., Pipher, J. L., Megeath, S. T., Winston, E. M., Gutermuth, R. A., Muzerolle, J., Allen, L. E., & Fazio, G. G. 2007, *ApJ*, 663, 1069
- Gibb, A. G. 2008, *Star Formation in NGC 2068, NGC 2071, and Northern L1630*, ed. B. Reipurth, 693
- Gordon, K. D., Rieke, G. H., Engelbracht, C. W., Muzerolle, J., Stansberry, J. A., Misselt, K. A., Morrison, J. E., Cadien, J., Young, E. T., Dole, H., Kelly, D. M., Alonso-Herrero, A., Egami, E., Su, K. Y. L., Papovich, C., Smith, P. S., Hines, D. C., Rieke, M. J., Blaylock, M., Pérez-González, P. G., Le Floc'h, E., Hinz, J. L., Latter, W. B., Hesselroth, T., Frayer, D. T., Noriega-Crespo, A., Masci, F. J., Padgett, D. L., Smylie, M. P., & Haegel, N. M. 2005, *PASP*, 117, 503

- Greene, T. P., Wilking, B. A., Andre, P., Young, E. T., & Lada, C. J. 1994, *ApJ*, 434, 614
- Güdel, M., Briggs, K. R., Montmerle, T., Audard, M., Rebull, L., & Skinner, S. L. 2008, *Science*, 319, 309
- Gutermuth, R. A., Megeath, S. T., Muzerolle, J., Allen, L. E., Pipher, J. L., Myers, P. C., & Fazio, G. G. 2004, *ApJS*, 154, 374
- Gutermuth, R. A., Megeath, S. T., Myers, P. C., Allen, L. E., Pipher, J. L., & Fazio, G. G. 2009, *ApJS*, 184, 18
- Gutermuth, R. A., Megeath, S. T., Pipher, J. L., Williams, J. P., Allen, L. E., Myers, P. C., & Raines, S. N. 2005, *ApJ*, 632, 397
- Gutermuth, R. A., Myers, P. C., Megeath, S. T., Allen, L. E., Pipher, J. L., Muzerolle, J., Porras, A., Winston, E., & Fazio, G. 2008, *ApJ*, 674, 336
- Gutermuth, R. A., Pipher, J. L., Megeath, S. T., Myers, P. C., Allen, L. E., & Allen, T. S. 2011, *ApJ*, 739, 84
- Hartmann, L., Megeath, S. T., Allen, L., Luhman, K., Calvet, N., D’Alessio, P., Franco-Hernandez, R., & Fazio, G. 2005, *ApJ*, 629, 881
- Hillenbrand, L. A. 1997, *AJ*, 113, 1733
- Hillenbrand, L. A., & Hartmann, L. W. 1998, *ApJ*, 492, 540
- Hillenbrand, L. A., Strom, S. E., Calvet, N., Merrill, K. M., Gatley, I., Makidon, R. B., Meyer, M. R., & Skrutskie, M. F. 1998, *AJ*, 116, 1816
- Hirota, T., Bushimata, T., Choi, Y. K., Honma, M., Imai, H., Iwadate, K., Jike, T., Kamenoi, S., Kameya, O., Kamohara, R., Kan-Ya, Y., Kawaguchi, N., Kijima, M., Kim, M. K., Kobayashi, H., Kuji, S., Kurayama, T., Manabe, S., Maruyama, K., Matsui, M., Matsumoto, N., Miyaji, T., Nagayama, T., Nakagawa, A., Nakamura, K., Oh, C. S., Omodaka, T., Oyama, T., Sakai, S., Sasao, T., Sato, K., Sato, M., Shibata, K. M., Shintani, M., Tamura, Y., Tsushima, M., & Yamashita, K. 2007, *PASJ*, 59, 897
- Indebetouw, R., Mathis, J. S., Babler, B. L., Meade, M. R., Watson, C., Whitney, B. A., Wolff, M. J., Wolfire, M. G., Cohen, M., Bania, T. M., Benjamin, R. A., Clemens, D. P., Dickey, J. M., Jackson, J. M., Kobulnicky, H. A., Marston, A. P., Mercer, E. P., Stauffer, J. R., Stolovy, S. R., & Churchwell, E. 2005, *ApJ*, 619, 931

- Kryukova, E., Megeath, S. T., Gutermuth, R. A., Pipher, J., Allen, T. S., Allen, L. E., Myers, P. C., & Muzerolle, J. 2012, *AJ*, 144, 31
- Lada, C. J., & Lada, E. A. 2003, *ARAA*, 41, 57
- Lada, C. J., Muench, A. A., Haisch, Jr., K. E., Lada, E. A., Alves, J. F., Tollestrup, E. V., & Willner, S. P. 2000, *AJ*, 120, 3162
- Lada, C. J., Muench, A. A., Lada, E. A., & Alves, J. F. 2004, *AJ*, 128, 1254
- Lada, E. A. 1992, *ApJL*, 393, L25
- Lada, E. A., Depoy, D. L., Evans, II, N. J., & Gatley, I. 1991, *ApJ*, 371, 171
- Landsman, W. B. 1993, in *Astronomical Society of the Pacific Conference Series*, Vol. 52, *Astronomical Data Analysis Software and Systems II*, ed. R. J. Hanisch, R. J. V. Brissenden, & J. Barnes, 246
- Lonsdale, C. J., Smith, H. E., Rowan-Robinson, M., Surace, J., Shupe, D., Xu, C., Oliver, S., Padgett, D., Fang, F., Conrow, T., Franceschini, A., Gautier, N., Griffin, M., Hacking, P., Masci, F., Morrison, G., O’Linger, J., Owen, F., Pérez-Fournon, I., Pierre, M., Puetter, R., Stacey, G., Castro, S., Polletta, M. d. C., Farrah, D., Jarrett, T., Frayer, D., Siana, B., Babbedge, T., Dye, S., Fox, M., Gonzalez-Solares, E., Salaman, M., Berta, S., Condon, J. J., Dole, H., & Serjeant, S. 2003, *PASP*, 115, 897
- Luhman, K. L., Rieke, G. H., Young, E. T., Cotera, A. S., Chen, H., Rieke, M. J., Schneider, G., & Thompson, R. I. 2000, *ApJ*, 540, 1016
- Megeath, S. T., Allen, L. E., Gutermuth, R. A., Pipher, J. L., Myers, P. C., Calvet, N., Hartmann, L., Muzerolle, J., & Fazio, G. G. 2004, *ApJS*, 154, 367
- Megeath, S. T., Allgaier, E., Young, E., Allen, T., Pipher, J. L., & Wilson, T. L. 2009, *AJ*, 137, 4072
- Menten, K. M., Reid, M. J., Forbrich, J., & Brunthaler, A. 2007, *AA*, 474, 515
- Merín, B., Brown, J. M., Oliveira, I., Herczeg, G. J., van Dishoeck, E. F., Bottinelli, S., Evans, II, N. J., Cieza, L., Spezzi, L., Alcalá, J. M., Harvey, P. M., Blake, G. A., Bayo, A., Geers, V. G., Lahuis, F., Prusti, T., Augereau, J.-C., Olofsson, J., Walter, F. M., & Chiu, K. 2010, *ApJ*, 718, 1200
- Meyer, M. R., Flaherty, K., Levine, J. L., Lada, E. A., Bowler, B. P., & Kandori, R. 2008, *Star Formation in NGC 2023, NGC 2024, and Southern L1630*, ed. B. Reipurth, 662

- Miesch, M. S., & Bally, J. 1994, *ApJ*, 429, 645
- Morales-Calderón, M., Stauffer, J. R., Hillenbrand, L. A., Gutermuth, R., Song, I., Rebull, L. M., Plavchan, P., Carpenter, J. M., Whitney, B. A., Covey, K., Alves de Oliveira, C., Winston, E., McCaughrean, M. J., Bouvier, J., Guieu, S., Vrba, F. J., Holtzman, J., Marchis, F., Hora, J. L., Wasserman, L. H., Terebey, S., Megeath, T., Guinan, E., Forbrich, J., Huélamo, N., Riviere-Marichalar, P., Barrado, D., Stapelfeldt, K., Hernández, J., Allen, L. E., Ardila, D. R., Bayo, A., Favata, F., James, D., Werner, M., & Wood, K. 2011, *ApJ*, 733, 50
- Morales-Calderón, M., Stauffer, J. R., Rebull, L., Whitney, B. A., Barrado y Navascués, D., Ardila, D. R., Song, I., Brooke, T. Y., Hartmann, L., & Calvet, N. 2009, *ApJ*, 702, 1507
- Muench, A., Getman, K., Hillenbrand, L., & Preibisch, T. 2008, *Star Formation in the Orion Nebula I: Stellar Content*, ed. B. Reipurth, 483
- Muench, A. A., Lada, C. J., Luhman, K. L., Muzerolle, J., & Young, E. 2007, *AJ*, 134, 411
- Muench, A. A., Lada, E. A., Lada, C. J., & Alves, J. 2002, *ApJ*, 573, 366
- Muzerolle, J., Allen, L. E., Megeath, S. T., Hernández, J., & Gutermuth, R. A. 2010, *ApJ*, 708, 1107
- Muzerolle, J., Flaherty, K., Balog, Z., Furlan, E., Smith, P. S., Allen, L., Calvet, N., D’Alessio, P., Megeath, S. T., Muench, A., Rieke, G. H., & Sherry, W. H. 2009, *ApJL*, 704, L15
- Muzerolle, J., Megeath, S. T., Gutermuth, R. A., Allen, L. E., Pipher, J. L., Hartmann, L., Gordon, K. D., Padgett, D. L., Noriega-Crespo, A., Myers, P. C., Fazio, G. G., Rieke, G. H., Young, E. T., Morrison, J. E., Hines, D. C., Su, K. Y. L., Engelbracht, C. W., & Misselt, K. A. 2004, *ApJS*, 154, 379
- O’Dell, C. R., Muench, A., Smith, N., & Zapata, L. 2008, *Star Formation in the Orion Nebula II: Gas, Dust, Proplyds and Outflows*, ed. B. Reipurth, 544
- Peterson, D. E., & Megeath, S. T. 2008, *The Orion Molecular Cloud 2/3 and NGC 1977 Regions*, ed. B. Reipurth, 590
- Porras, A., Christopher, M., Allen, L., Di Francesco, J., Megeath, S. T., & Myers, P. C. 2003, *AJ*, 126, 1916

- Reach, W. T., Megeath, S. T., Cohen, M., Hora, J., Carey, S., Surace, J., Willner, S. P., Barmby, P., Wilson, G., Glaccum, W., Lowrance, P., Marengo, M., & Fazio, G. G. 2005, *PASP*, 117, 978
- Reipurth, B., Megeath, S. T., Bally, J., & Walawender, J. 2008, *The L1617 and L1622 Cometary Clouds in Orion*, ed. B. Reipurth, 782
- Rieke, G. H., Young, E. T., Engelbracht, C. W., Kelly, D. M., Low, F. J., Haller, E. E., Beeman, J. W., Gordon, K. D., Stansberry, J. A., Misselt, K. A., Cadien, J., Morrison, J. E., Rivlis, G., Latter, W. B., Noriega-Crespo, A., Padgett, D. L., Stapelfeldt, K. R., Hines, D. C., Egami, E., Muzerolle, J., Alonso-Herrero, A., Blaylock, M., Dole, H., Hinz, J. L., Le Floch, E., Papovich, C., Pérez-González, P. G., Smith, P. S., Su, K. Y. L., Bennett, L., Frayer, D. T., Henderson, D., Lu, N., Masci, F., Pesenson, M., Rebull, L., Rho, J., Keene, J., Stolovy, S., Wachter, S., Wheaton, W., Werner, M. W., & Richards, P. L. 2004, *ApJS*, 154, 25
- Robitaille, T. P., Whitney, B. A., Indebetouw, R., & Wood, K. 2007, *ApJS*, 169, 328
- Sandstrom, K. M., Peek, J. E. G., Bower, G. C., Bolatto, A. D., & Plambeck, R. L. 2007, *ApJ*, 667, 1161
- Shuping, R. Y., Morris, M. R., Herter, T. L., Adams, J. D., Gull, G. E., Schoenwald, J., Henderson, C. P., Becklin, E. E., De Buizer, J. M., Vacca, W. D., Zinnecker, H., & Megeath, S. T. 2012, *ApJL*, 749, L22
- Stern, D., Eisenhardt, P., Gorjian, V., Kochanek, C. S., Caldwell, N., Eisenstein, D., Brodwin, M., Brown, M. J. I., Cool, R., Dey, A., Green, P., Jannuzi, B. T., Murray, S. S., Pahre, M. A., & Willner, S. P. 2005, *ApJ*, 631, 163
- Stetson, P. B. 1996, *PASP*, 108, 851
- Sung, H., Stauffer, J. R., & Bessell, M. S. 2009, *AJ*, 138, 1116
- Tobin, J. J., Hartmann, L., Furesz, G., Mateo, M., & Megeath, S. T. 2009, *ApJ*, 697, 1103
- Trumpler, R. J. 1931, *PASP*, 43, 255
- Turner, N. J., Carballido, A., & Sano, T. 2010, *ApJ*, 708, 188
- Whitney, B. A., Indebetouw, R., Babler, B. L., Meade, M. R., Watson, C., Wolff, M. J., Wolfire, M. G., Clemens, D. P., Bania, T. M., Benjamin, R. A., Cohen, M., Devine, K. E., Dickey, J. M., Heitsch, F., Jackson, J. M., Kobulnicky, H. A., Marston, A. P., Mathis, J. S., Mercer, E. P., Stauffer, J. R., Stolovy, S. R., & Churchwell, E. 2004, *ApJS*, 154, 315

- Whitney, B. A., Wood, K., Bjorkman, J. E., & Cohen, M. 2003, *ApJ*, 598, 1079
- Wilson, B. A., Dame, T. M., Mashedier, M. R. W., & Thaddeus, P. 2005, *AA*, 430, 523
- Winston, E., Megeath, S. T., Wolk, S. J., Muzerolle, J., Gutermuth, R., Hora, J. L., Allen, L. E., Spitzbart, B., Myers, P., & Fazio, G. G. 2007, *ApJ*, 669, 493
- Zinnecker, H., McCaughrean, M. J., & Wilking, B. A. 1993, in *Protostars and Planets III*, ed. E. H. Levy & J. I. Lunine, 429–495

Table 9: Fits to Single Band Completeness Curves

Mag	3.6 μm		4.5 μm		Mag	5.8 μm		8 μm		Mag	24 μm	
	a ¹	b ¹	a ¹	b ¹		a ¹	b ¹	a ¹	b ¹		a ¹	b ¹
8.0	4.37	0.30	3.84	0.15	6.0	4.01	0.22	4.14	0.25	2.00	4.09	0.50
8.5	4.06	0.27	3.75	0.17	6.5	3.83	0.32	3.94	0.26	2.50	3.93	0.50
9.0	3.74	0.24	3.49	0.28	7.0	3.61	0.26	3.72	0.26	3.00	3.72	0.53
9.5	3.65	0.30	3.28	0.23	7.5	3.44	0.30	3.54	0.26	3.50	3.34	0.44
10.0	3.41	0.28	3.04	0.18	8.0	3.19	0.27	3.34	0.28	4.00	3.15	0.40
10.5	3.20	0.30	2.87	0.23	8.5	3.01	0.26	3.12	0.23	4.50	2.94	0.39
11.0	3.01	0.25	2.69	0.23	9.0	2.82	0.28	2.96	0.25	5.00	2.78	0.41
11.5	2.81	0.28	2.48	0.23	9.5	2.59	0.24	2.75	0.28	5.50	2.63	0.46
12.0	2.60	0.27	2.25	0.22	10.0	2.40	0.27	2.54	0.23	6.00	2.42	0.44
12.5	2.41	0.28	2.04	0.21	10.5	2.19	0.24	2.31	0.28	6.50	2.21	0.43
13.0	2.19	0.27	1.84	0.21	11.0	1.99	0.26	2.08	0.26	7.00	1.98	0.43
13.5	1.99	0.25	1.65	0.21	11.5	1.79	0.28	1.87	0.28	7.50	1.80	0.44
14.0	1.81	0.29	1.44	0.20	12.0	1.58	0.24	1.65	0.25	8.00	1.58	0.46
14.5	1.58	0.24	1.23	0.20	12.5	1.37	0.27	1.44	0.26	8.50	1.32	0.44
15.0	1.37	0.27	1.00	0.20	13.0	1.13	0.25	1.20	0.25	9.00	0.89	0.54
15.5	1.13	0.26	0.76	0.20	13.5	0.89	0.27	0.96	0.25	9.50	0.21	0.07
16.0	0.89	0.26 ²	0.49	0.19	14.0	0.64	0.24	0.65	0.26	10.00	0.16	0.05
16.5	0.64	0.24 ³	0.21	0.15	14.5	-	-	-	-	-	-	-

¹Uncertainties for a and b are ≤ 0.01 unless noted.

²Uncertainty is 0.11.

³Uncertainty is 0.15.

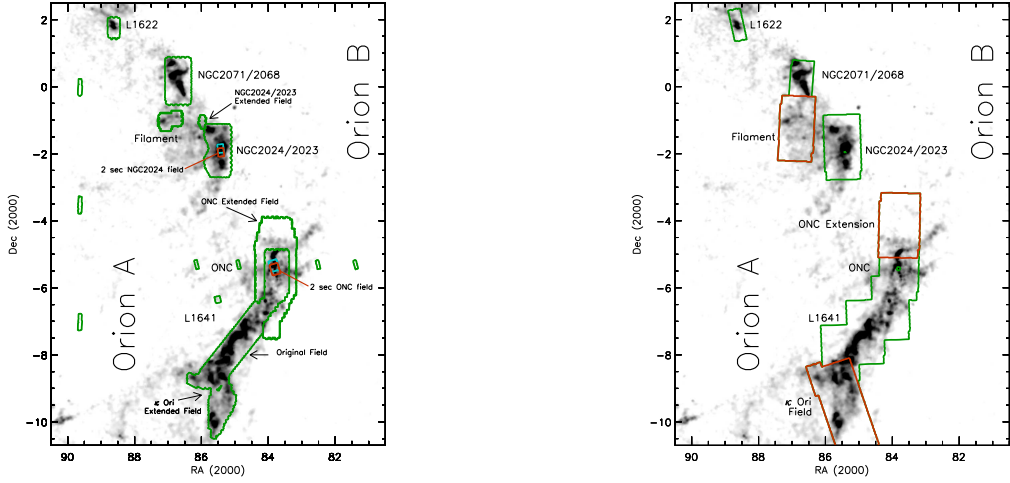


Fig. 1.— The coverage of the *Spitzer* Orion cloud survey. The greyscale image is an extinction map of the Orion region made from the 2MASS PSC (Gutermuth et al. 2011). **Left:** the fields surveyed with IRAC. The fields are labeled by the designations used in the text, these labels are drawn from their constituent star forming regions, their designation in the Lynds dark nebulae catalog, or their apparent proximity to a prominent star (κ Ori). In the case of Orion A, these fields merge into one contiguous field. The extensions of the NGC 2024, ONC and L1641 fields are also identified. To extend the completeness of our YSO sample in the Orion B cloud, we also mapped a small, clumpy filament separate from the major star forming regions (denoted "Filament"). Flanking the Orion A cloud are five fields placed to measure the density of young stellar objects and contaminating objects outside the cloud, but within the Orion OB1 association. To the east are three additional reference fields; these are designed to measure density of contaminating objects outside the Orion OB1 association. The red/cyan boxes outline the mosaics obtained in the two IRAC fields of view using the 2 second frame time. **Right:** the fields surveyed with MIPS. The five major fields are indicated; the Orion B filament and NGC 2068/2071 fields overlap. The initial fields are outlined in green, the extension fields are outlined in red. The saturated regions of the MIPS data in the Orion nebula and NGC 2024 are outlined in green.

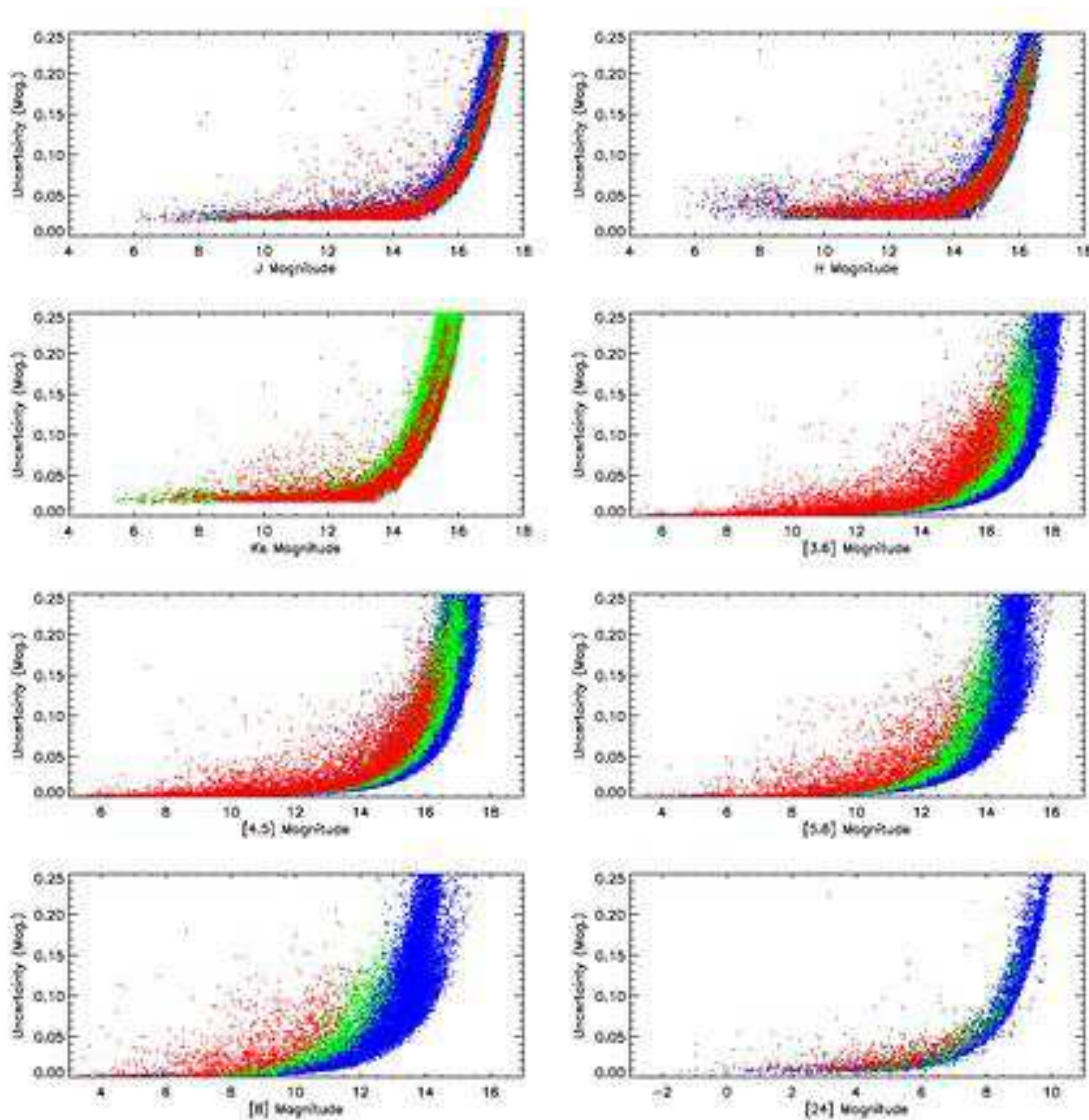


Fig. 2.— Uncertainties as a function of magnitude for the final adopted photometry in the three 2MASS bands, the four IRAC bands and the MIPS 24 μm band. The colors indicate the $RMEDSQ$ for a given source in the 8 μm band (the 8 μm band exhibits the brightest nebosity of the four IRAC bands): blue indicates $RMEDSQ < 30$, green indicates $30 \geq RMEDSQ < 100$ and red indicates $RMEDSQ \geq 100$. In the identification of YSOs, only magnitudes with uncertainties less than 0.1 mag are used for the J , H , K_s , [3.6] & [4.5] bands and with uncertainties less than 0.15 mag in the [5.8] & [8] bands.

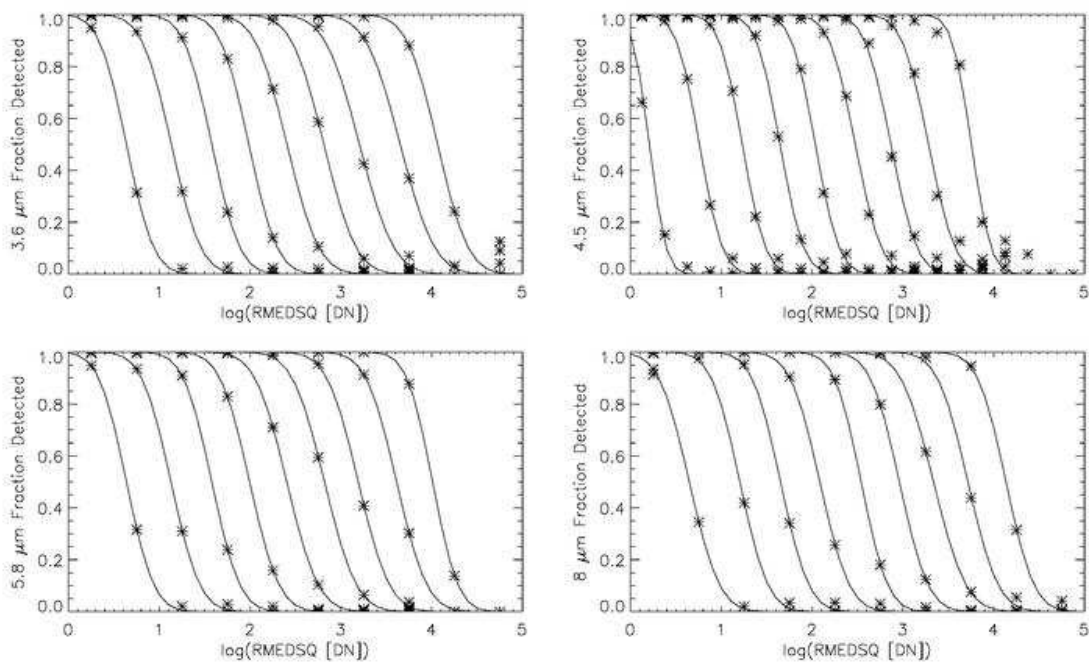


Fig. 3.— The fraction of recovered point sources as a function of $\log(\text{RMEDSQ})$ for the four IRAC bands. The asterisks show the measured fractions, while the curves passing through/near the asterisks display the fit to the measured values for a single magnitude. For the 3.6 and 4.5 μm bands, we plot left to right the curves for [3.6] or [4.5] = 16.5, 15.5, 14.5, 13.5, 12.5, 11.5, 10.5, 9.5, 8.5 mag. For the 5.8 and 8 μm bands, we show left to right the curves for [5.8] or [8] = 14, 13, 12, 11, 10, 9, 8, 7, 6 mag.

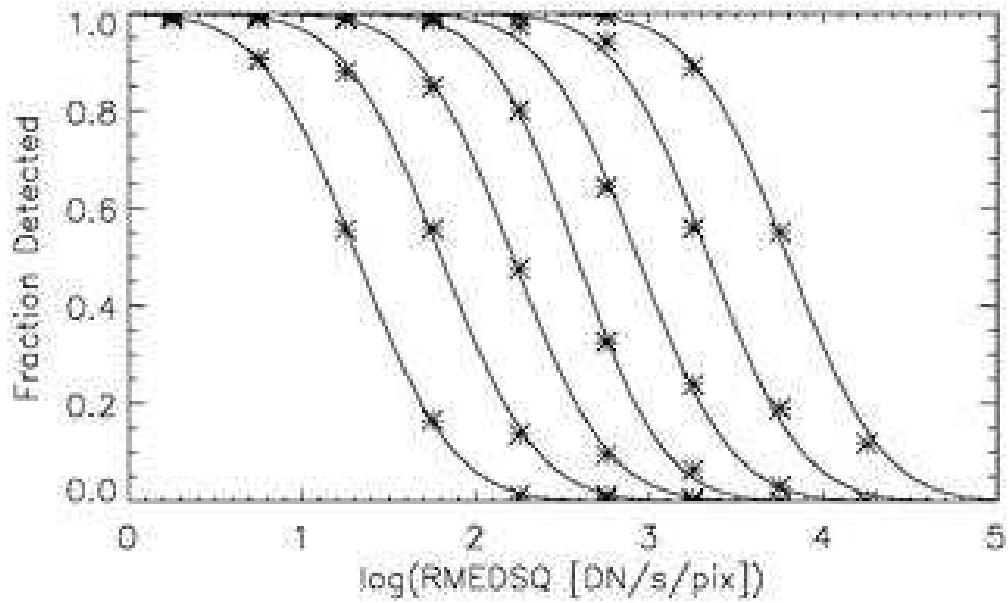


Fig. 4.— The fraction of recovered point sources as a function of $\log(RMEDSQ)$ for the MIPS 24 μm band. The points show the measured values while the curves show the fits to the measured values for a given magnitude. Going from left to right, we plot the curves for sources with $[24] = 8.5, 7.5, 6.5, 5.5, 4.5, 3.5$ & 2.5 mag. The asterisks show the fractions; the curves passing through/near the points display the fit to the measured values.

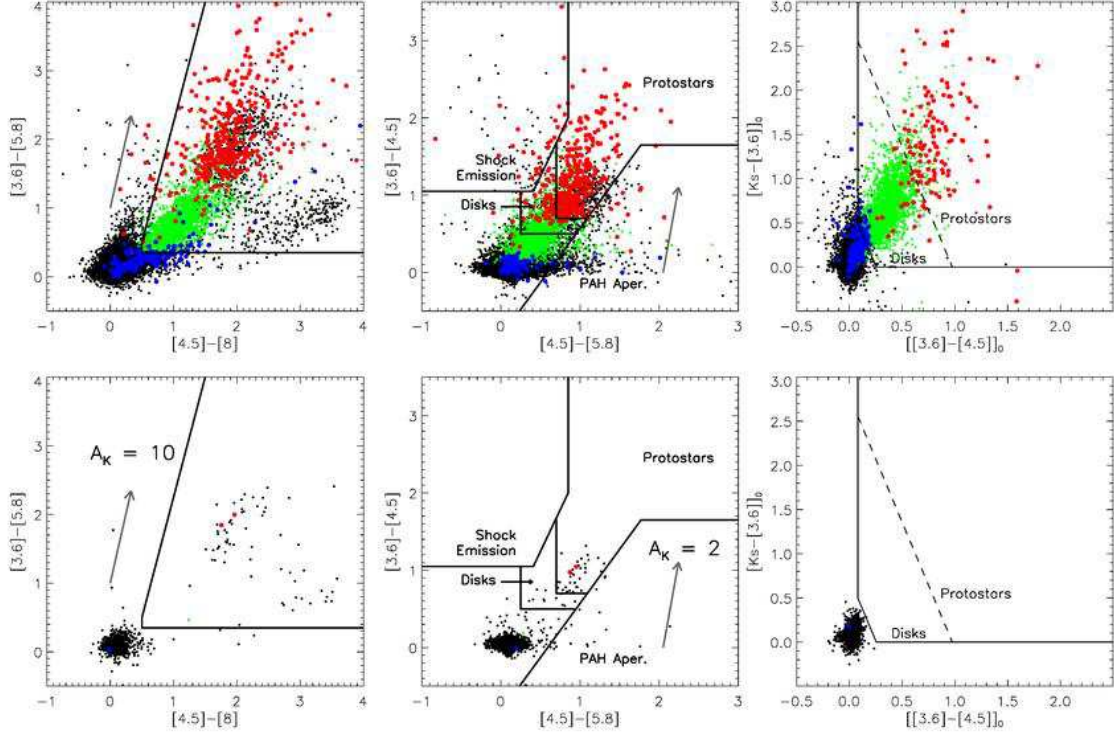


Fig. 5.— The IRAC and IRAC-2MASS color-color diagrams used to identify young stellar objects for the star forming clouds (**top**) and reference fields (**bottom**). The colored sources are those identified as likely YSOs: the green markers show sources classified as young stars with disks (Class II), the red markers show the sources classified as protostars (Class 0, I and flat spectrum), and the blue markers show sources identified as transition disks on the basis of their $24\ \mu\text{m}$ photometry. Note that the protostars include the faint candidate protostars and the red candidate protostars detected at $24\ \mu\text{m}$ but not at 4.5 , 5.8 or $8\ \mu\text{m}$. The photometry of the $Ks - [3.6]$ vs $[3.6] - [4.5]$ plots has been dereddened as described in Gutermuth et al. (2008) and Gutermuth et al. (2009). The criteria used to identify the YSOs are delineated by the lines shown in each panel. In addition, the criteria used to distinguish protostars from young stars with disks are shown. These criteria to distinguish protostars are only used for sources without $24\ \mu\text{m}$ detections; the protostars that do not follow the criteria have been identified by other criteria using the $24\ \mu\text{m}$ band. The middle panel shows the criteria used to reject outflow knots (labeled *outflow emission*) and to reject sources where the aperture photometry was contaminated by PAH emission (labeled *PAH aper.*). Some of the protostars have colors similar to shock emission: these were classified using their $24\ \mu\text{m}$ magnitudes and cannot be outflow shocks (which produce weak $24\ \mu\text{m}$ emission). We have grouped the IRAC data for the Orion B filament field with the off-cloud reference fields given the lack of dusty YSOs detected in that region. The two YSOs found in the reference fields may be misidentified galaxies; the small number of YSOs in these fields demonstrates that our criteria are successfully rejecting most contaminating galaxies.

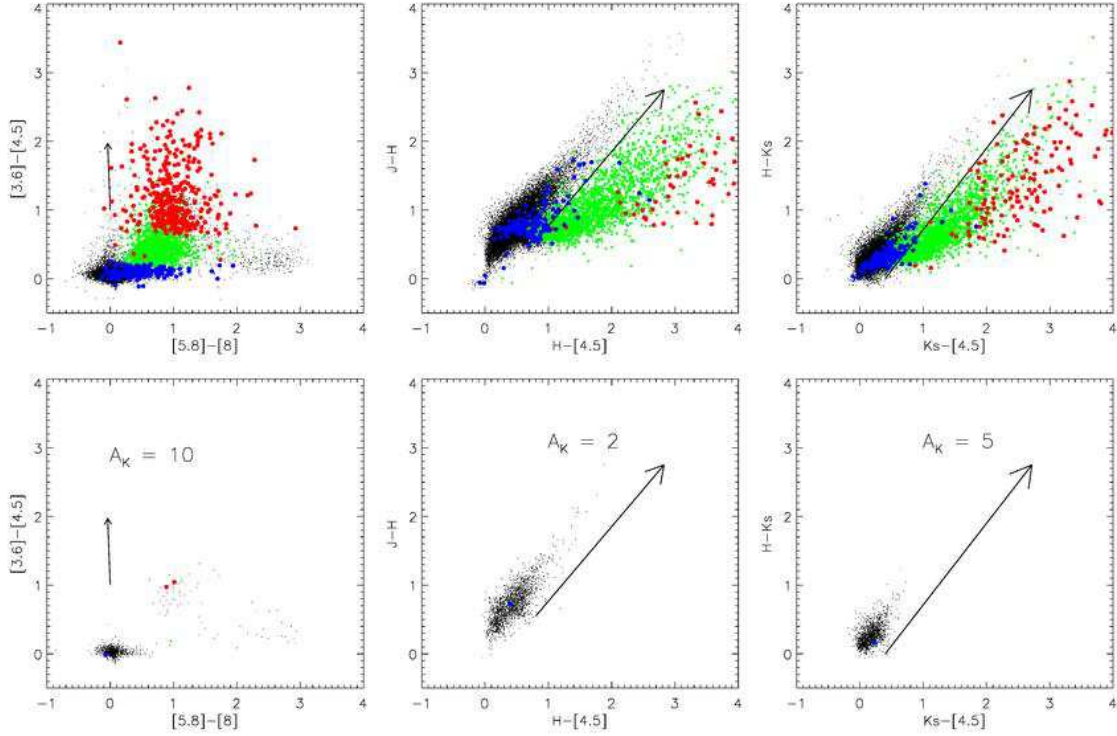


Fig. 6.— Three IRAC/2MASS color-color diagrams commonly used to identify infrared excesses in the literature. The color scheme is the same as in Fig. 5. We show the star forming clouds in the top row and the reference fields in the bottom row. The reddening vector displayed in the $J - H$ vs $H - [4.5]$ (**middle panel**) and $H - K$ vs $K - 4.5$ diagrams (**right panel**) shows the division between excess and non-excess sources adopted by Winston et al. (2007)

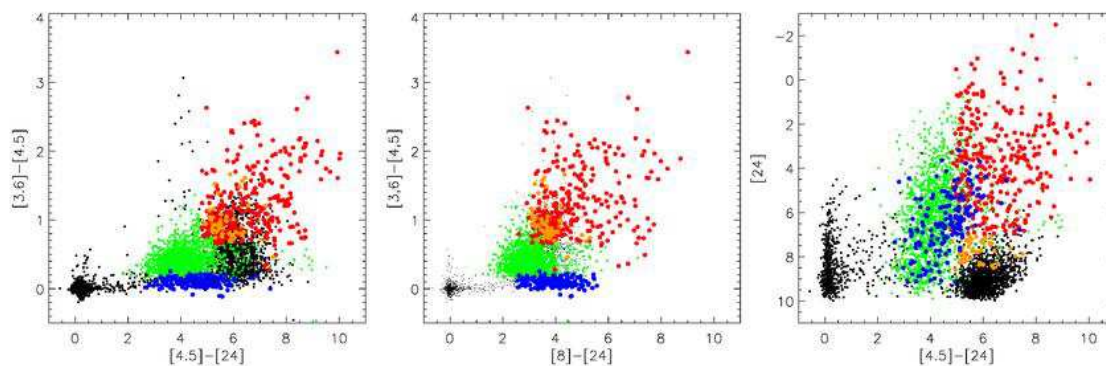


Fig. 7.— The IRAC-MIPS color-color and color-magnitude diagrams used to identify YSOs and reject galaxies. The **left** panel shows the $[3.6]-[4.5]$ vs. $[4.5]-[24]$ diagram used to identify protostars. The **middle** panel shows the $[3.6]-[4.5]$ vs. $[8]-[24]$ diagram used to find transition disk sources with weak IRAC excesses due to holes in the inner disk. The **right** panel is the $[4.5]-[24]$ vs $[24]$ diagram used to eliminate galaxies from the protostar sample. The green dots are stars with disks (Class II) excepting the transition disks, which are marked with blue dots. The red dots are the protostars (Class 0, I and flat spectrum) and the orange dots are the candidate protostars (i.e. they satisfy the IRAC-only criteria used to distinguish YSOs from galaxies and AGN, but they are fainter than the MIPS 24 μm cutoff used to further eliminate galaxies).

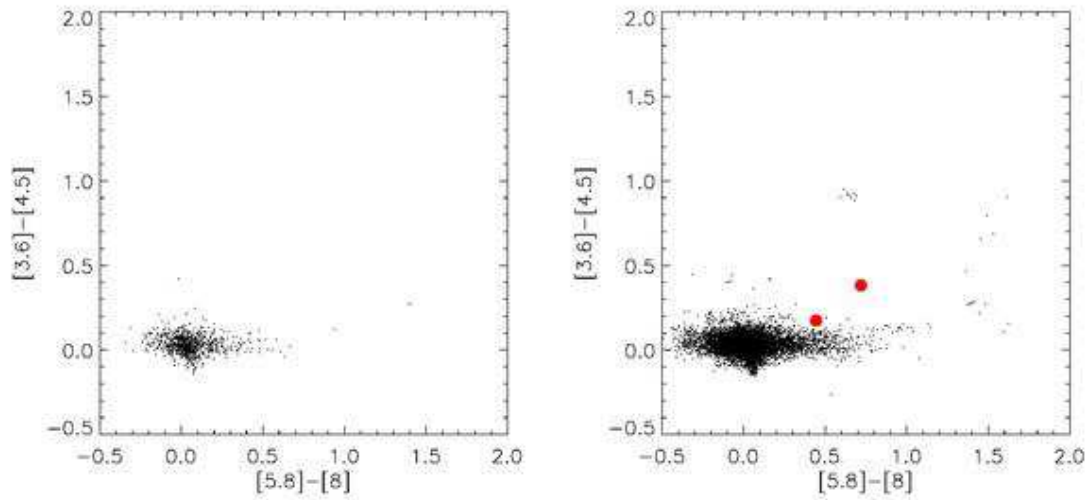


Fig. 8.— **Left panel:** The IRAC color-color diagram of the stars added to the Orion survey to test the effect of nebosity on YSO identification. A total 27339 stars, none of which had IR-excesses, were added to the image. Displayed are the input colors of the 11372 artificial stars with photometry in the four IRAC bands. **Right panel:** IRAC color-color diagram of the 8852 artificial stars recovered in all four IRAC band. Out of the 27339 added stars, only 12 showed IR-excesses in the recovered data. Of the 12 IR-excess sources, only two had photometry in all four IRAC-bands (red dots).

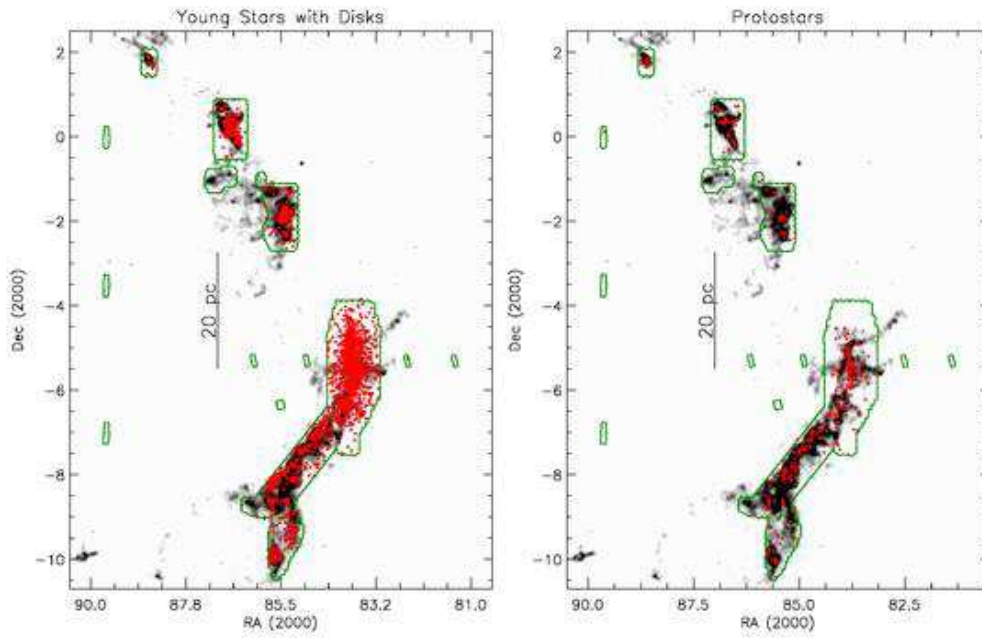


Fig. 9.— The red dots show the spatial distribution of pre-main sequence stars with disks (**left**) and protostars (**right**) overlaid on the extinction map of the Orion clouds (grayscale). The green line outlines the surveyed field.

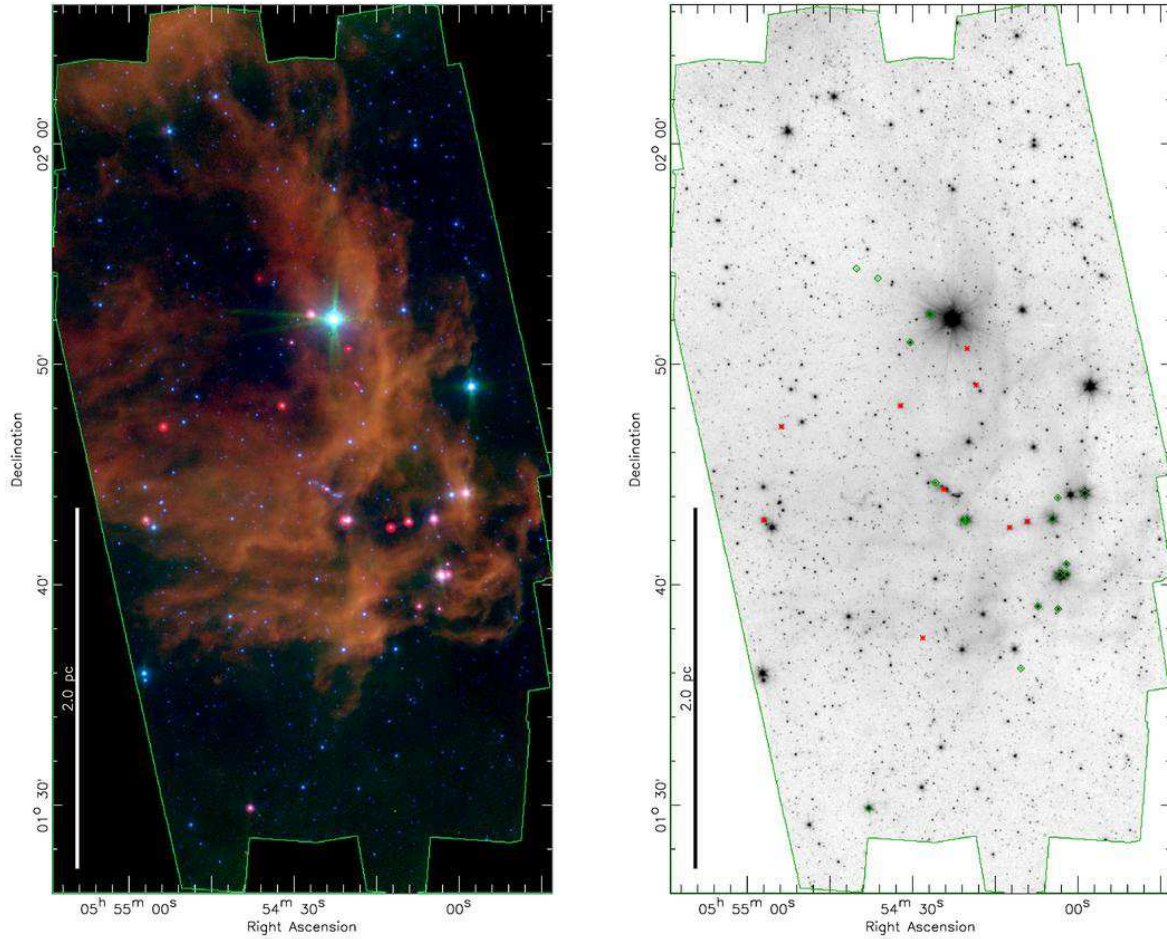


Fig. 10.— **Left:** Mosaic of the Lynds 1622 field. Blue is $4.5 \mu\text{m}$, green is $5.8 \mu\text{m}$ and red is $24 \mu\text{m}$. **Right:** $4.5 \mu\text{m}$ image with the positions of dusty YSOs superimposed. Green diamonds are young stars with disks, red asterisks are protostars (including the faint candidate protostars and the 10 red candidate protostars detected at $24 \mu\text{m}$ but not at 4.5 , 5.8 and $8 \mu\text{m}$). In both panels, the green line outlines the surveyed field.

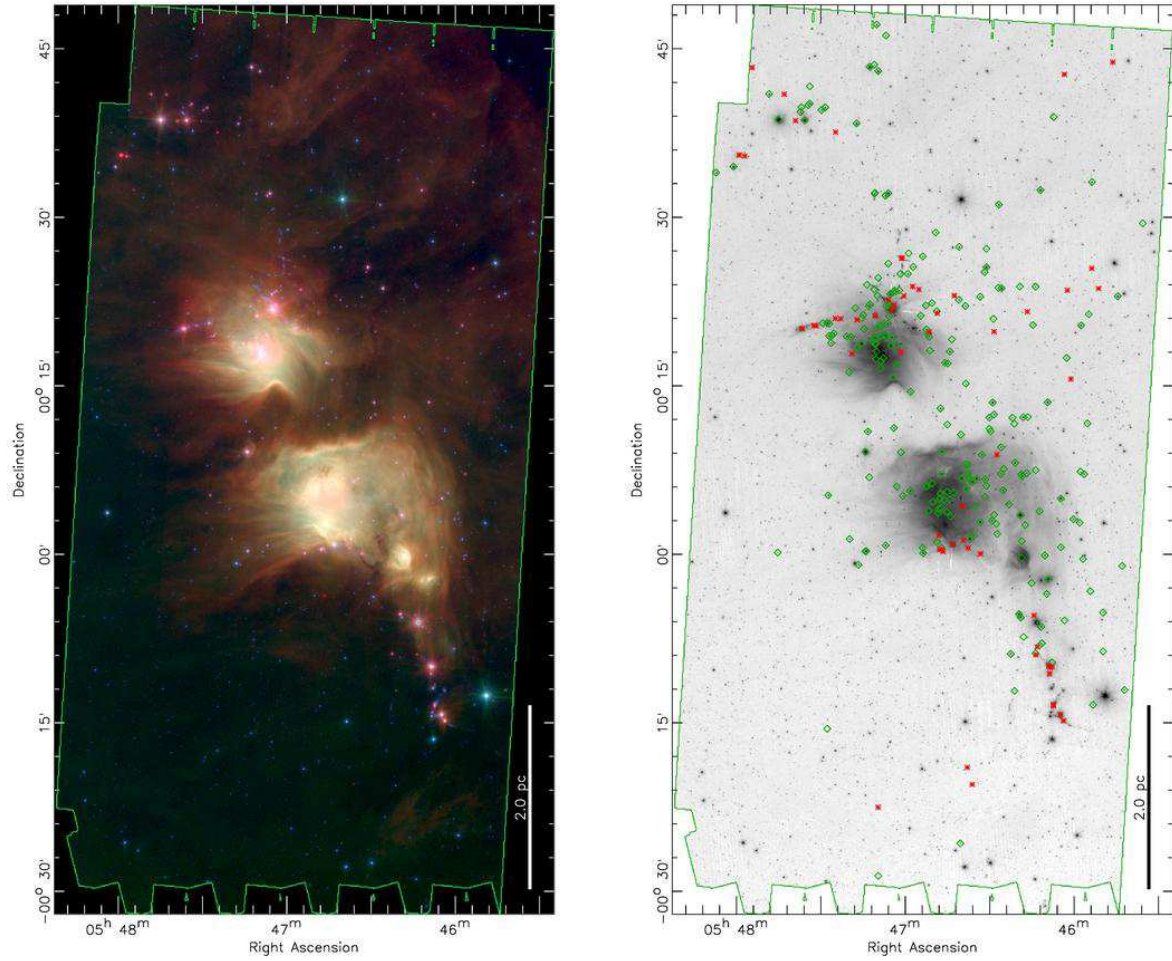


Fig. 11.— **Left:** Mosaic of the NGC 2068/NGC 2071 field. Blue is $4.5 \mu\text{m}$, green is $5.8 \mu\text{m}$ and red is $24 \mu\text{m}$. **Right:** $4.5 \mu\text{m}$ image with the positions of dusty YSOs superimposed. Green diamonds are young stars with disks, red asterisks are protostars (including the faint candidate protostars and the 10 red candidate protostars detected at $24 \mu\text{m}$ but not at 4.5 , 5.8 and $8 \mu\text{m}$). In both panels, the green line outlines the surveyed field. The upper reflection nebula is NGC 2071 while the lower nebula is NGC 2068.

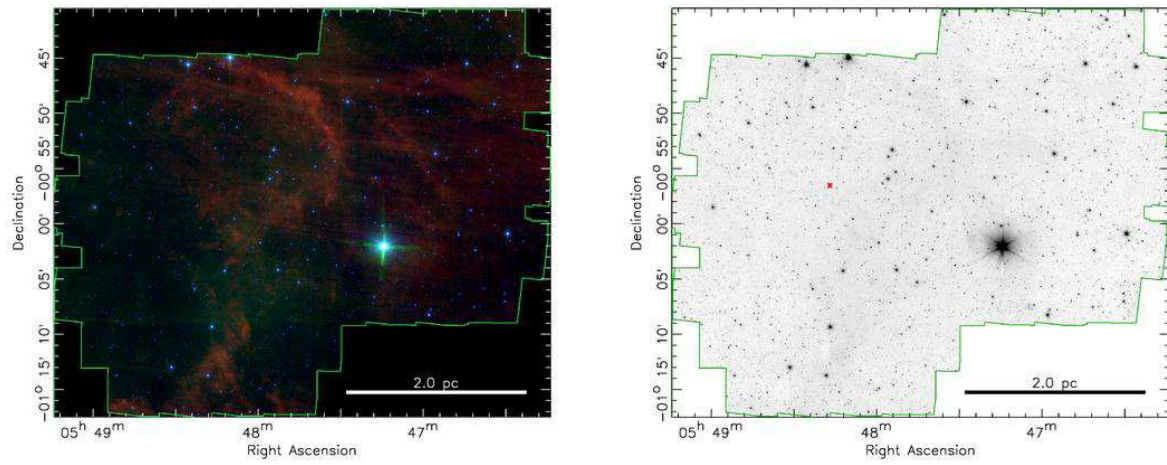


Fig. 12.— **Left:** Mosaic of the Orion B filament field. Blue is 4.5 μm , green is 5.8 μm and red is 24 μm . **Right:** 4.5 μm image with the positions of dusty YSOs superimposed. The red asterisk shows the only YSO identified in this field; a faint candidate protostars. In both panels, the green line outlines the surveyed field.

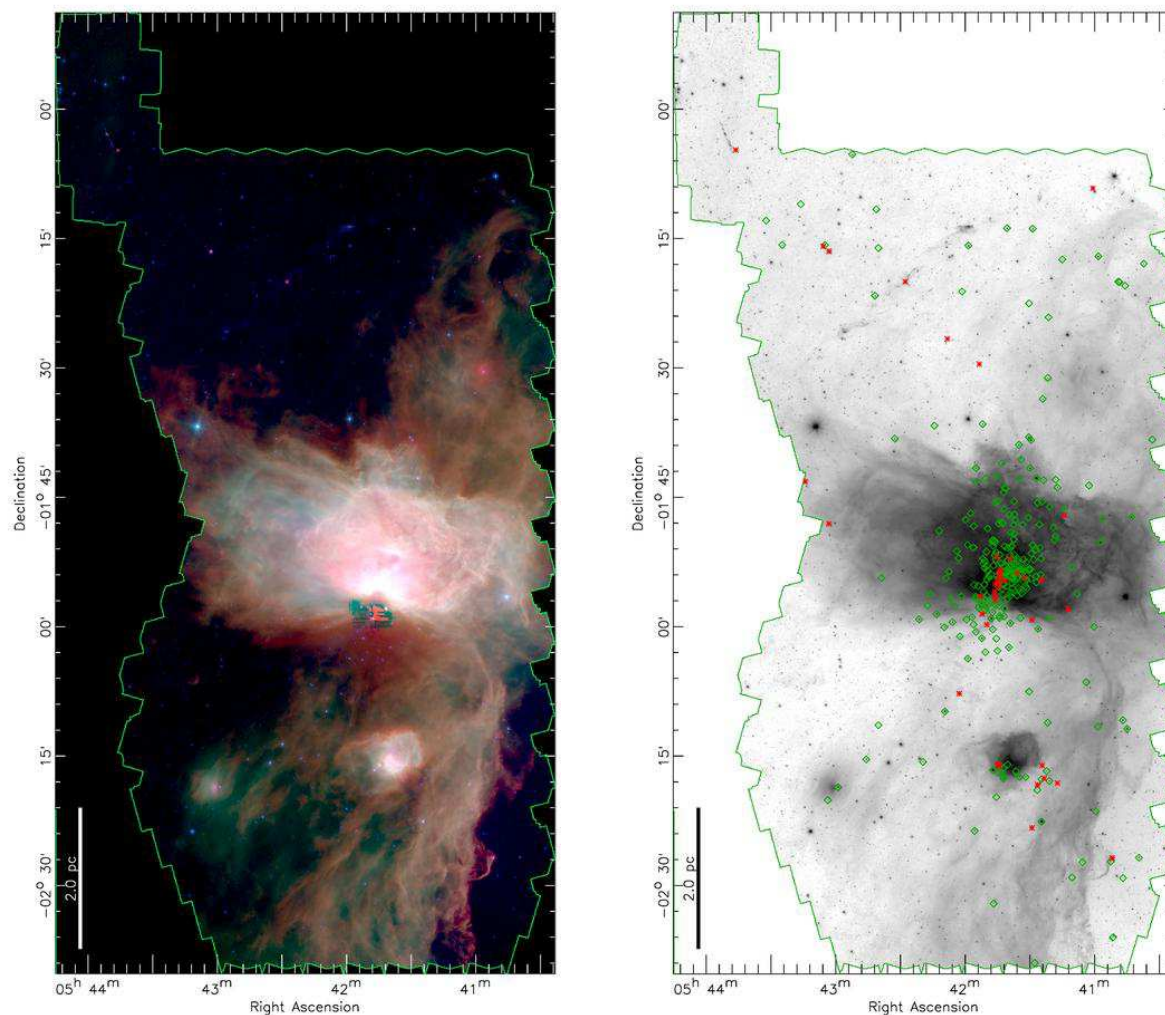


Fig. 13.— **Left:** Mosaic of the NGC 2024/NGC 2023 field. Blue is $4.5 \mu\text{m}$, green is $5.8 \mu\text{m}$ and red is $24 \mu\text{m}$. **Right:** $4.5 \mu\text{m}$ image with the positions of dusty YSOs superimposed. Green diamonds are young stars with disks, red asterisks are protostars (including the faint candidate protostars and the 10 red candidate protostars detected at $24 \mu\text{m}$ but not at 4.5 , 5.8 and $8 \mu\text{m}$). In both panels, the green line outlines the surveyed field. NGC 2024 is the bright HII region in the center of the map while NGC 2023 is the smaller reflection nebula $20'$ to the south of NGC 2024. The central region of NGC 2024 is saturated at $24 \mu\text{m}$, and the region just south of the NGC 2024 nebula shows a pronounced artifact due to the steep gradient in intensity. The bright rimmed cloud which forms the Horsehead nebula is apparent in emission on the southwestern edge of the cloud; a protostar is detected at the apex of this cloud (Bowler et al. 2009).

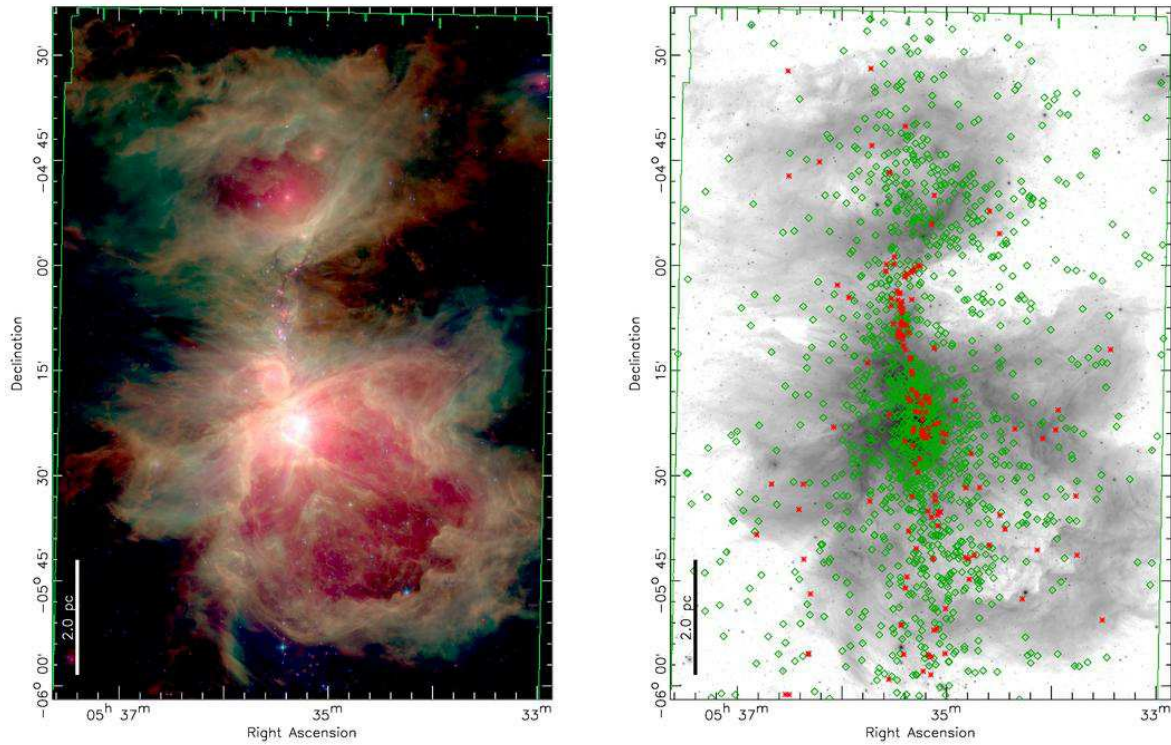


Fig. 14.— **Left:** Mosaic of the ONC field. Blue is $4.5 \mu\text{m}$, green is $5.8 \mu\text{m}$ and red is $24 \mu\text{m}$. **Right:** $4.5 \mu\text{m}$ image with the positions of dusty YSOs superimposed. Green diamonds are young stars with disks, red asterisks are protostars (including the faint candidate protostars and the 10 red candidate protostars detected at $24 \mu\text{m}$ but not at 4.5 , 5.8 and $8 \mu\text{m}$). In both panels, the green line outlines the surveyed field. The Orion Nebula is the extremely bright region just south of the center of the mosaic. The central region of this nebula is saturated in the $24 \mu\text{m}$ band. The extended reflection nebula to the north of the Orion Nebula is NGC 1977. Between the Orion Nebula and NGC 1977 is a filament rich in protostars known as the OMC 2/3 region. The large bubble to the southwest of the Orion Nebula is the extended Orion Nebula (Güdel et al. 2008).

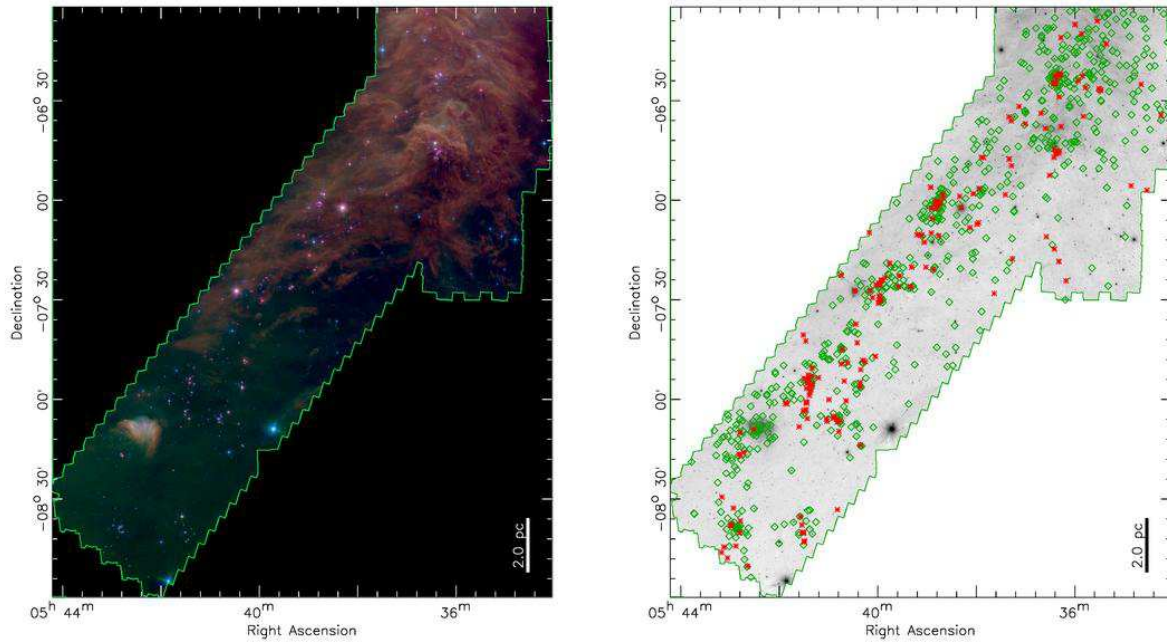


Fig. 15.— **Left:** Mosaic of the Lynds 1641 field. Blue is 4.5 μm , green is 5.8 μm and red is 24 μm . **Right:** 4.5 μm image with the positions of dusty YSOs superimposed. Green diamonds are young stars with disks, red asterisks are protostars (including the faint candidate protostars and the 10 red candidate protostars detected at 24 μm but not at 4.5, 5.8 and 8 μm). In both panels, the green line outlines the surveyed field.

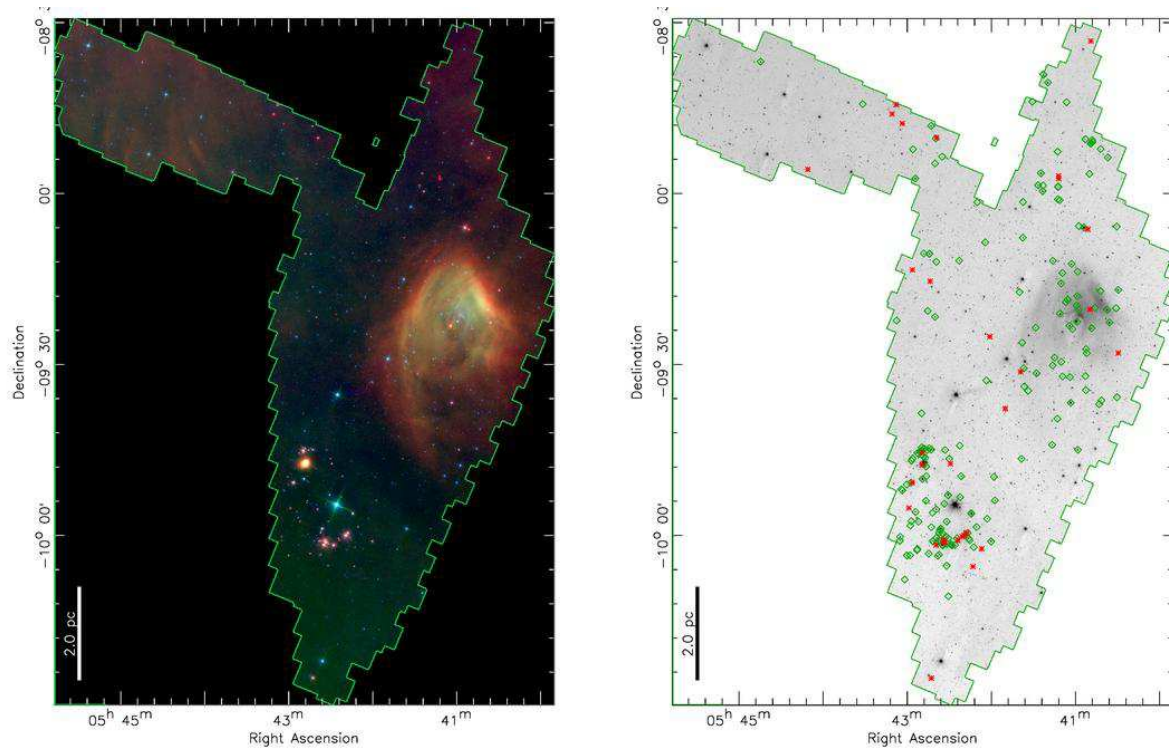


Fig. 16.— **Left:** Mosaic of the κ Ori field. Blue is $4.5 \mu\text{m}$, green is $5.8 \mu\text{m}$ and red is $24 \mu\text{m}$. **Right:** $4.5 \mu\text{m}$ image with the positions of dusty YSOs superimposed. Green diamonds are young stars with disks, red asterisks are protostars (including the faint candidate protostars and the 10 red candidate protostars detected at $24 \mu\text{m}$ but not at 4.5 , 5.8 and $8 \mu\text{m}$). In both panels, the green line outlines the surveyed field.

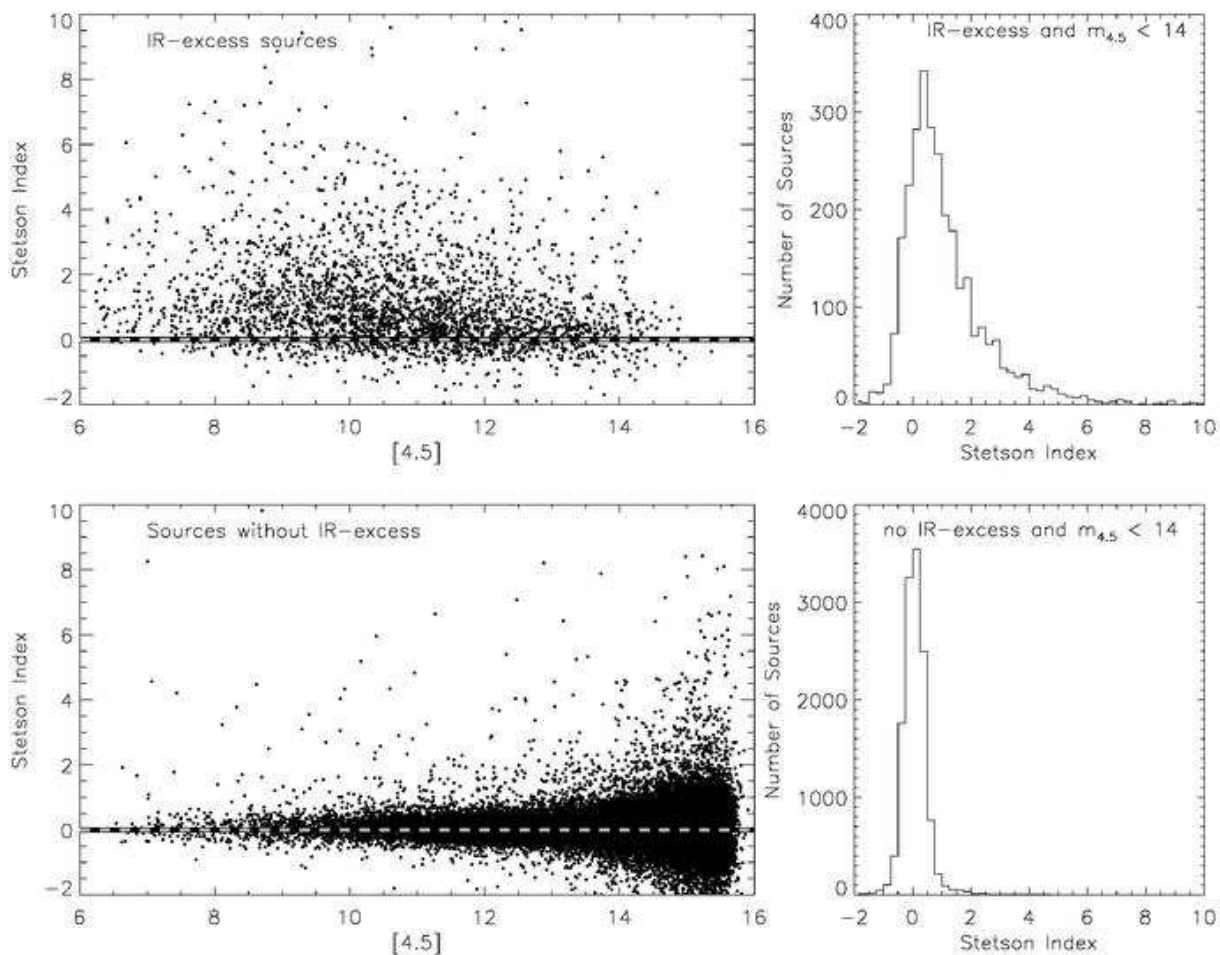


Fig. 17.— **Upper left:** Stetson index vs $4.5 \mu\text{m}$ magnitude for the sample of all YSOs with IR-excesses. **Lower left:** Stetson index for the sample of all stars without IR-excesses, i.e. the pure photosphere sources. This sample defines the range of Stetson indices for a population of objects which are not suspected to exhibit significant variability. **Upper right:** distribution of Stetson indices for YSOs with IR-excesses. **Lower right:** distribution of the Stetson indices for pure photospheres. In both histograms, we require that the all the sources satisfy the criterion $[4.5] \leq 14$.

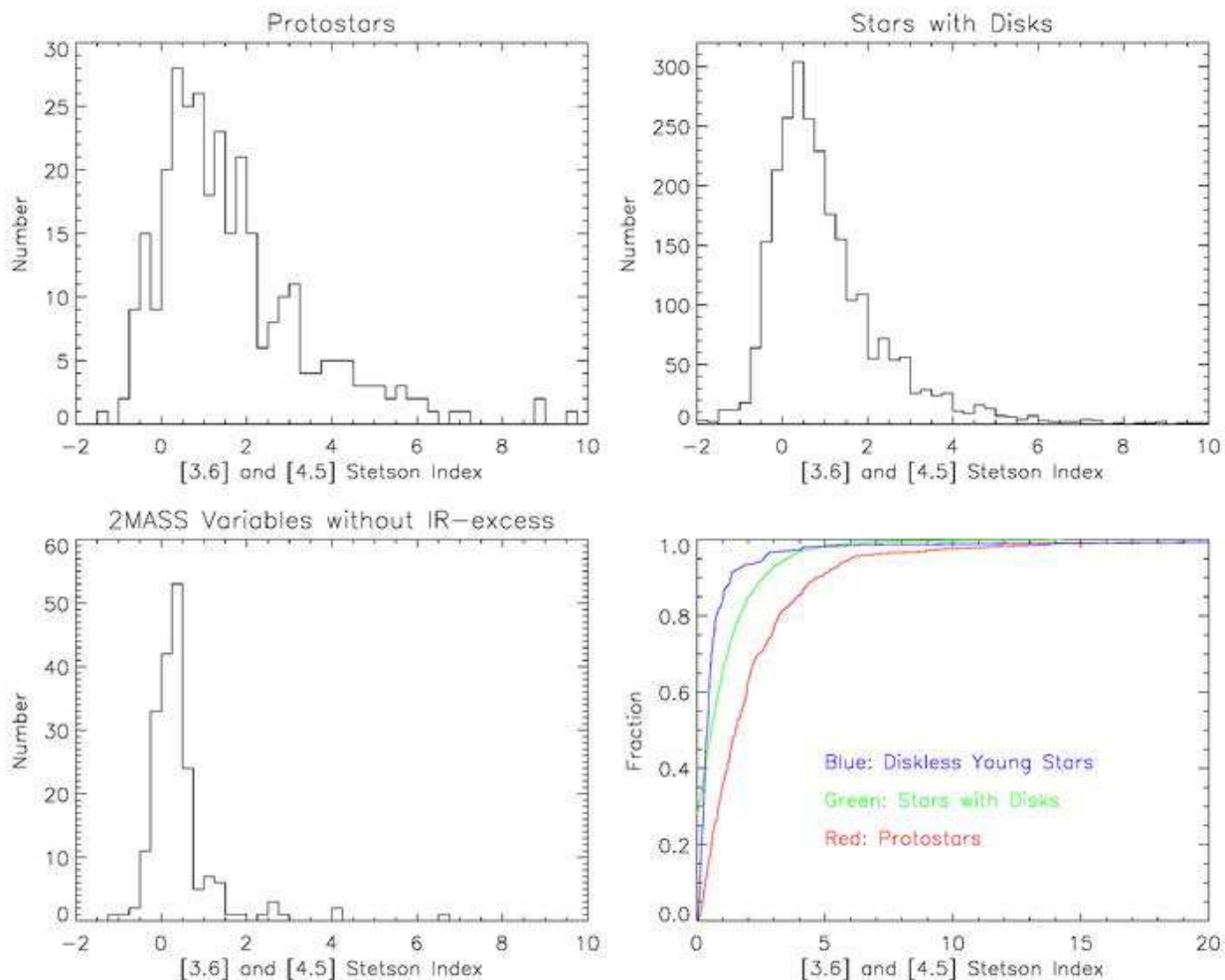


Fig. 18.— A comparison of variability as a function of evolutionary class for the sample of YSOs in the Orion survey. We show the distributions for the protostars (**upper left**), young stars with disks (**upper right**) and 2MASS variables without IR-excesses (**lower left**). The 2MASS variables were selected as likely diskless pre-main sequence stars. While the protostars and stars with disks were taken from the entire Orion survey, the 2MASS variables were taken from the Carpenter et al. (2001) variability survey of the ONC and its immediate surroundings. The **bottom left** panel shows the cumulative distributions for all three evolutionary classes. These show a growing incidence of variability (and larger Stetson indices) with progressively earlier evolutionary stages. In all the distributions, we restricted the sample to sources with $[4.5] \leq 14$.

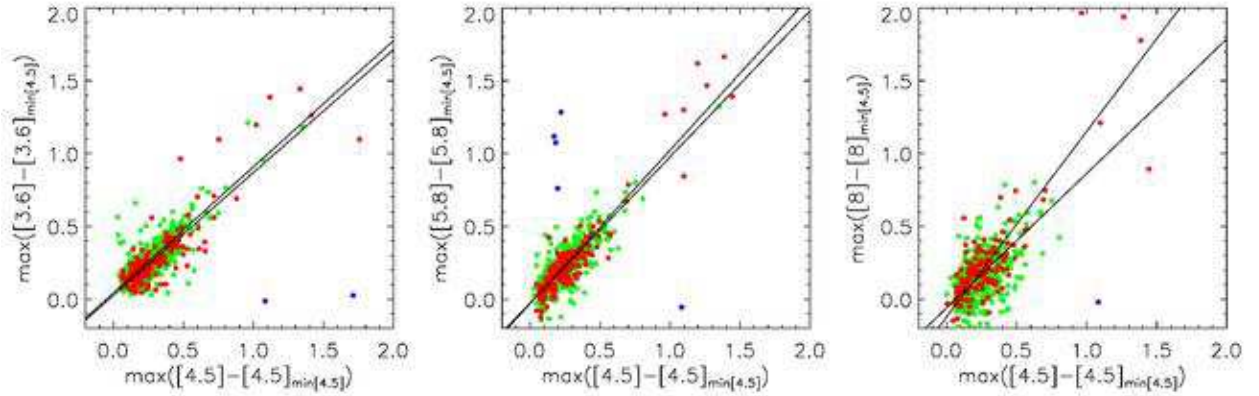


Fig. 19.— The observed variation in magnitude for the variable sources. In all three panels, we chose sources where $S > 2\sigma_{S(photo)}$. In each panel, we identify the epochs that show the minimum and maximum 4.5 μm magnitude. We then plot the magnitude variation between those two epochs for the 3.6, 5.8 and 8 μm bands. The green points are stars with disks, the red points are protostars. The blue points show strong variability in only one band, and may result from cosmic ray strikes; they have been eliminated from further analysis. The lines show the fits to the points: the lower lines show the fits to all the green and red points while the upper lines show the fits excluding points with deviations less than 0.25 mag.

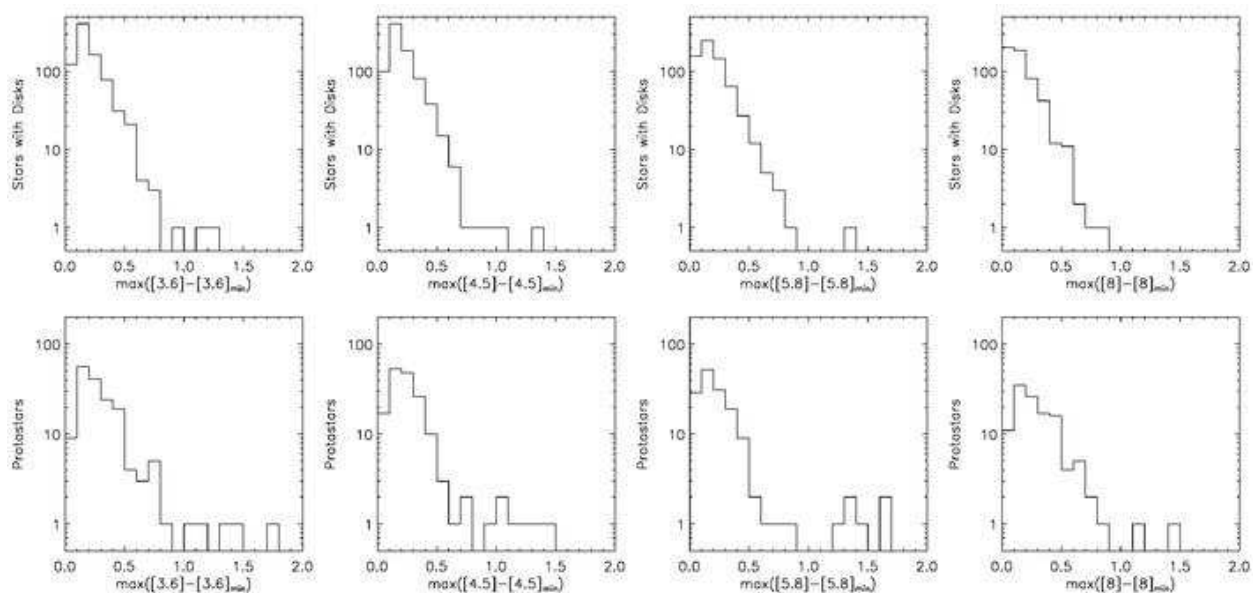


Fig. 20.— The distributions of the maximum change in magnitude for variable sources. In all cases, we chose sources where $S > 2\sigma_{S(photo)}$. We show the maximum deviation in magnitude over the 2-3 epochs for all four IRAC bands, dividing the variable sources into stars with disks (**upper row**) and protostars (**lower row**).

Table 1. *Spitzer*-identified YSOs: IRAC, MIPS, and 2MASS Magnitudes

Index	R.A. ^a	Decl. ^a	<i>J</i>	<i>H</i>	<i>K_S</i>	[3.6]	[4.5]	[5.8]	[8.0]	[24]	<i>A_K</i> ^b	α_{IRAC} ^c	Class
1	05:42:42.68	-10:25:09.3	14.38 ± 0.04	12.06 ± 0.03	10.50 ± 0.02	8.53 ± 0.01	7.57 ± 0.01	6.71 ± 0.01	5.85 ± 0.01	1.97 ± 0.01	1.15	0.22	P
2	05:42:30.55	-10:10:47.8	... ± ± ± ...	14.48 ± 0.01	13.97 ± 0.01	13.52 ± 0.05	12.95 ± 0.05	... ±	-1.08	D
3	05:43:01.59	-10:07:50.3	... ± ± ± ...	14.58 ± 0.01	13.91 ± 0.01	13.35 ± 0.04	12.95 ± 0.05	... ±	-0.97	D
4	05:42:13.07	-10:05:34.9	... ± ...	15.18 ± 0.06	13.60 ± 0.04	11.55 ± 0.01	10.57 ± 0.01	9.69 ± 0.01	8.84 ± 0.01	5.48 ± 0.01	0.35	0.26	P
5	05:42:31.77	-10:05:26.2	14.21 ± 0.03	12.75 ± 0.02	11.75 ± 0.02	10.45 ± 0.01	9.92 ± 0.01	9.48 ± 0.01	8.87 ± 0.01	6.22 ± 0.02	0.45	-1.04	D
6	05:42:38.03	-10:03:43.6	14.05 ± 0.03	12.77 ± 0.03	12.14 ± 0.03	11.57 ± 0.01	11.30 ± 0.01	10.92 ± 0.01	10.55 ± 0.02	7.68 ± 0.04	0.51	-1.64	D
7	05:42:59.93	-10:03:40.0	12.82 ± 0.02	11.84 ± 0.03	11.44 ± 0.03	10.98 ± 0.01	10.78 ± 0.01	10.33 ± 0.01	9.29 ± 0.01	5.79 ± 0.01	0.30	-0.86	D
8	05:42:59.99	-10:03:35.4	... ± ...	14.09 ± 0.08	13.49 ± 0.06	12.70 ± 0.01	12.44 ± 0.01	12.03 ± 0.02	... ± ± ...	0.27	...	D
9	05:42:57.84	-10:03:35.3	16.16 ± 0.08	15.18 ± 0.07	14.48 ± 0.10	14.06 ± 0.01	13.75 ± 0.01	13.23 ± 0.04	12.83 ± 0.05	... ± ...	0.07	-1.38	D
10	05:42:37.10	-10:03:29.6	12.83 ± 0.03	11.64 ± 0.03	11.07 ± 0.02	10.45 ± 0.01	10.15 ± 0.01	9.75 ± 0.01	8.99 ± 0.01	6.21 ± 0.02	0.43	-1.15	D
11	05:42:44.44	-10:03:18.4	13.50 ± 0.03	11.92 ± 0.02	11.14 ± 0.02	10.42 ± 0.01	10.19 ± 0.01	9.87 ± 0.01	9.17 ± 0.01	5.14 ± 0.02	0.77	-1.39	D
12	05:42:52.82	-10:02:41.3	15.76 ± 0.07	14.63 ± 0.06	14.05 ± 0.07	13.41 ± 0.01	13.13 ± 0.01	12.80 ± 0.03	12.13 ± 0.02	... ± ...	0.35	-1.36	D
13	05:42:52.59	-10:02:30.4	14.70 ± 0.03	13.60 ± 0.04	13.00 ± 0.03	12.46 ± 0.01	12.28 ± 0.01	12.10 ± 0.02	12.03 ± 0.02	8.57 ± 0.09	0.30	-2.33	D
14	05:42:06.84	-10:02:28.2	... ± ...	15.92 ± 0.14	14.62 ± 0.11	13.93 ± 0.01	13.23 ± 0.01	12.38 ± 0.02	11.25 ± 0.02	7.31 ± 0.03	0.59	0.25	FP
15	05:42:12.41	-10:02:11.1	13.31 ± 0.02	12.27 ± 0.03	11.78 ± 0.02	11.27 ± 0.01	10.99 ± 0.01	10.54 ± 0.01	9.63 ± 0.01	6.82 ± 0.01	0.30	-0.94	D
16	05:42:34.41	-10:01:51.9	... ± ± ...	10.15 ± 0.03	9.65 ± 0.01	9.45 ± 0.01	8.26 ± 0.01	6.54 ± 0.02	3.93 ± 0.01	...	0.89	D
17	05:42:27.75	-10:01:51.1	10.24 ± 0.02	9.34 ± 0.03	8.47 ± 0.03	7.14 ± 0.01	6.78 ± 0.01	6.30 ± 0.01	5.30 ± 0.01	1.94 ± 0.01	0.00	-0.72	D
18	05:42:25.81	-10:01:47.9	13.29 ± 0.03	12.49 ± 0.03	12.10 ± 0.02	11.80 ± 0.01	11.70 ± 0.01	11.58 ± 0.01	11.38 ± 0.02	7.17 ± 0.03	0.06	-2.35	D
19	05:42:39.27	-10:01:47.4	... ± ± ± ...	14.00 ± 0.01	13.26 ± 0.01	12.72 ± 0.05	12.54 ± 0.04	7.24 ± 0.03	...	-1.17	FP
20	05:42:34.88	-10:01:46.3	10.18 ± 0.03	9.18 ± 0.03	8.59 ± 0.02	7.42 ± 0.01	6.86 ± 0.01	6.28 ± 0.01	5.67 ± 0.01	2.89 ± 0.01	0.18	-0.81	D
21	05:42:28.53	-10:01:42.8	16.24 ± 0.09	15.18 ± 0.07	14.42 ± 0.09	13.75 ± 0.02	13.50 ± 0.04	... ± ± ± ...	0.14	...	D
22	05:42:31.52	-10:01:36.5	... ± ...	14.92 ± 0.07	12.78 ± 0.03	10.77 ± 0.01	10.01 ± 0.01	9.52 ± 0.01	9.07 ± 0.01	5.87 ± 0.02	2.40	-0.92	D
23	05:42:33.14	-10:01:19.5	15.49 ± 0.06	12.61 ± 0.03	10.49 ± 0.02	7.93 ± 0.01	7.07 ± 0.01	6.25 ± 0.01	5.26 ± 0.01	1.87 ± 0.02	1.45	0.22	P
24	05:42:33.89	-10:01:13.5	... ± ± ...	13.74 ± 0.12	9.80 ± 0.01	8.02 ± 0.01	6.55 ± 0.01	5.31 ± 0.01	1.24 ± 0.01	...	2.29	P
25	05:42:00.08	-10:01:11.2	12.07 ± 0.02	10.74 ± 0.02	9.83 ± 0.02	9.35 ± 0.01	8.93 ± 0.01	8.48 ± 0.01	7.70 ± 0.01	3.77 ± 0.01	0.37	-0.93	D
26	05:42:38.16	-10:01:07.3	13.72 ± 0.03	11.31 ± 0.03	10.02 ± 0.03	9.28 ± 0.01	9.00 ± 0.01	8.69 ± 0.01	8.46 ± 0.01	5.34 ± 0.01	1.45	-1.87	D
27	05:42:41.55	-10:01:05.9	14.49 ± 0.03	13.31 ± 0.03	12.55 ± 0.03	11.31 ± 0.01	10.94 ± 0.01	10.55 ± 0.01	10.33 ± 0.01	8.19 ± 0.06	0.29	-1.69	D
28	05:43:05.06	-10:01:02.5	13.41 ± 0.02	12.21 ± 0.02	11.61 ± 0.02	11.11 ± 0.01	10.90 ± 0.01	10.71 ± 0.01	10.59 ± 0.01	6.15 ± 0.02	0.42	-2.23	D
29	05:42:36.54	-10:01:02.3	13.40 ± 0.03	11.99 ± 0.03	11.36 ± 0.02	10.90 ± 0.01	10.65 ± 0.01	10.33 ± 0.01	9.50 ± 0.01	4.46 ± 0.01	0.66	-1.24	D
30	05:42:15.31	-10:00:58.8	14.57 ± 0.03	13.29 ± 0.04	12.59 ± 0.03	11.91 ± 0.01	11.52 ± 0.01	11.03 ± 0.01	10.17 ± 0.01	7.75 ± 0.05	0.46	-0.83	D
31	05:42:23.76	-10:00:57.3	... ± ± ...	14.74 ± 0.11	12.40 ± 0.01	11.18 ± 0.01	10.19 ± 0.01	9.39 ± 0.01	4.65 ± 0.01	...	0.60	P
32	05:42:33.81	-10:00:52.9	15.22 ± 0.05	13.52 ± 0.04	12.38 ± 0.03	10.55 ± 0.01	9.58 ± 0.01	8.53 ± 0.01	6.98 ± 0.01	2.39 ± 0.01	0.67	1.26	P
33	05:42:15.96	-10:00:40.8	14.52 ± 0.04	12.84 ± 0.02	12.03 ± 0.03	11.04 ± 0.01	10.56 ± 0.01	9.99 ± 0.01	9.28 ± 0.01	6.35 ± 0.02	0.87	-0.80	D
34	05:42:30.43	-10:00:38.1	15.85 ± 0.07	14.39 ± 0.04	13.50 ± 0.04	12.73 ± 0.01	12.45 ± 0.01	12.17 ± 0.02	11.82 ± 0.01	9.09 ± 0.12	0.54	-1.78	D
35	05:42:24.32	-10:00:37.1	13.67 ± 0.03	12.55 ± 0.03	11.80 ± 0.02	10.68 ± 0.01	10.15 ± 0.01	9.79 ± 0.01	9.18 ± 0.01	6.80 ± 0.03	0.22	-1.14	D

Table 1—Continued

Index	R.A. ^a	Decl. ^a	J	H	K_S	[3.6]	[4.5]	[5.8]	[8.0]	[24]	A_K ^b	α_{IRAC} ^c	Class
36	05:42:39.09	-10:00:33.5	16.28 ± 0.10	14.46 ± 0.06	13.46 ± 0.03	12.27 ± 0.01	11.84 ± 0.01	11.44 ± 0.01	10.95 ± 0.01	8.29 ± 0.05	0.93	-1.32	D
37	05:42:20.63	-10:00:20.3	... ± ± ± ...	13.95 ± 0.01	13.11 ± 0.01	12.22 ± 0.04	11.17 ± 0.03	6.65 ± 0.03	...	0.36	P
38	05:43:04.91	-10:00:19.9	13.44 ± 0.03	12.12 ± 0.04	11.47 ± 0.03	10.65 ± 0.01	10.32 ± 0.01	9.98 ± 0.01	9.27 ± 0.01	6.38 ± 0.01	0.53	-1.25	D
39	05:42:32.31	-10:00:17.3	15.37 ± 0.04	14.62 ± 0.05	14.07 ± 0.07	13.46 ± 0.01	13.12 ± 0.01	12.58 ± 0.03	11.79 ± 0.02	... ± ...	0.00	-0.89	D
40	05:42:19.08	-10:00:07.9	15.23 ± 0.06	11.95 ± 0.03	9.76 ± 0.02	7.51 ± 0.01	6.41 ± 0.01	5.53 ± 0.01	4.63 ± 0.01	0.98 ± 0.01	1.91	0.44	P
41	05:42:34.34	-09:59:48.4	16.67 ± 0.13	15.28 ± 0.08	14.48 ± 0.09	13.28 ± 0.01	12.74 ± 0.01	12.35 ± 0.02	11.82 ± 0.02	8.46 ± 0.08	0.53	-1.19	D
42	05:42:17.83	-09:59:47.9	... ± ± ...	13.93 ± 0.07	10.75 ± 0.01	9.52 ± 0.01	8.69 ± 0.01	7.97 ± 0.01	3.51 ± 0.01	...	0.30	P
43	05:42:16.87	-09:59:42.0	... ± ± ± ...	12.90 ± 0.02	12.30 ± 0.02	12.08 ± 0.10	11.77 ± 0.10	5.89 ± 0.04	...	-1.60	D
44	05:42:17.45	-09:59:41.3	15.94 ± 0.09	13.38 ± 0.04	11.76 ± 0.03	9.59 ± 0.01	8.62 ± 0.01	7.83 ± 0.01	7.09 ± 0.01	3.29 ± 0.01	1.42	0.01	P
45	05:42:37.02	-09:59:37.5	12.56 ± 0.02	11.54 ± 0.02	10.83 ± 0.02	9.59 ± 0.01	9.10 ± 0.01	8.68 ± 0.01	8.03 ± 0.01	5.32 ± 0.01	0.11	-1.06	D
46	05:42:36.49	-09:59:12.6	15.32 ± 0.05	13.64 ± 0.04	12.68 ± 0.03	11.87 ± 0.01	11.34 ± 0.01	10.76 ± 0.02	9.89 ± 0.02	6.49 ± 0.02	0.76	-0.56	D
47	05:42:35.84	-09:58:55.0	9.97 ± 0.02	8.96 ± 0.02	8.23 ± 0.05	7.47 ± 0.01	7.14 ± 0.01	6.85 ± 0.01	6.34 ± 0.01	3.34 ± 0.01	0.09	-1.55	D
48	05:42:42.62	-09:58:39.1	14.67 ± 0.04	13.88 ± 0.03	13.48 ± 0.04	13.16 ± 0.01	13.00 ± 0.01	12.75 ± 0.03	12.20 ± 0.03	9.41 ± 0.16	0.04	-1.72	D
49	05:42:10.40	-09:58:37.9	13.00 ± 0.02	11.71 ± 0.02	11.05 ± 0.02	10.23 ± 0.01	9.75 ± 0.01	9.16 ± 0.01	8.27 ± 0.01	4.87 ± 0.01	0.50	-0.57	D
50	05:42:57.56	-09:58:24.0	14.97 ± 0.05	14.20 ± 0.05	13.79 ± 0.05	13.24 ± 0.01	12.90 ± 0.01	12.55 ± 0.02	11.79 ± 0.03	9.18 ± 0.15	0.01	-1.19	D
51	05:42:31.65	-09:57:41.1	12.85 ± 0.03	11.70 ± 0.03	11.13 ± 0.02	10.28 ± 0.01	9.86 ± 0.01	9.44 ± 0.01	8.94 ± 0.01	6.33 ± 0.02	0.39	-1.29	D
52	05:42:51.74	-09:57:40.7	13.55 ± 0.03	12.07 ± 0.02	11.51 ± 0.02	10.85 ± 0.01	10.67 ± 0.01	10.64 ± 0.01	10.37 ± 0.01	5.43 ± 0.02	0.80	-2.31	D
53	05:42:56.82	-09:57:36.4	15.31 ± 0.05	13.80 ± 0.03	12.99 ± 0.03	12.23 ± 0.01	11.94 ± 0.01	11.61 ± 0.01	11.21 ± 0.01	8.51 ± 0.07	0.67	-1.66	D
54	05:42:02.86	-09:57:12.1	14.71 ± 0.04	13.35 ± 0.04	12.68 ± 0.04	11.92 ± 0.01	11.46 ± 0.01	10.87 ± 0.01	10.11 ± 0.01	7.67 ± 0.04	0.58	-0.73	D
55	05:42:14.11	-09:56:20.1	11.24 ± 0.04	10.17 ± 0.05	9.39 ± 0.04	8.55 ± 0.01	8.08 ± 0.01	... ± ± ...	3.25 ± 0.01	0.13	...	D
56	05:42:14.18	-09:56:12.8	... ± ± ...	12.34 ± 0.15	10.78 ± 0.01	10.06 ± 0.01	9.34 ± 0.01	8.56 ± 0.01	5.42 ± 0.02	...	-0.27	D
57	05:42:41.76	-09:56:08.3	16.03 ± 0.08	15.50 ± 0.10	14.83 ± 0.13	14.12 ± 0.01	13.73 ± 0.01	13.36 ± 0.05	13.00 ± 0.04	... ± ...	0.00	-1.55	D
58	05:42:53.88	-09:56:00.1	15.55 ± 0.06	13.58 ± 0.04	12.51 ± 0.03	11.62 ± 0.01	11.22 ± 0.01	10.89 ± 0.01	10.56 ± 0.01	8.20 ± 0.06	1.06	-1.62	D
59	05:42:39.22	-09:55:32.7	12.57 ± 0.03	11.26 ± 0.02	10.52 ± 0.02	9.48 ± 0.01	9.06 ± 0.01	8.65 ± 0.01	7.86 ± 0.01	4.57 ± 0.01	0.46	-0.98	D
60	05:42:58.61	-09:55:17.9	16.58 ± 0.13	15.01 ± 0.07	13.72 ± 0.05	12.54 ± 0.01	11.57 ± 0.01	10.86 ± 0.01	9.88 ± 0.01	3.87 ± 0.01	0.38	0.16	P
61	05:42:33.25	-09:54:32.7	12.98 ± 0.02	11.91 ± 0.02	11.46 ± 0.02	10.83 ± 0.01	10.51 ± 0.01	10.10 ± 0.01	9.62 ± 0.01	7.50 ± 0.04	0.38	-1.43	D
62	05:42:46.46	-09:54:02.0	14.84 ± 0.04	13.03 ± 0.02	12.22 ± 0.02	11.35 ± 0.01	10.96 ± 0.01	10.41 ± 0.01	9.69 ± 0.01	6.20 ± 0.02	1.06	-0.90	D
63	05:41:57.31	-09:53:58.6	11.89 ± 0.02	11.02 ± 0.02	10.60 ± 0.02	10.19 ± 0.01	9.94 ± 0.01	9.58 ± 0.01	9.18 ± 0.01	6.90 ± 0.02	0.15	-1.66	D
64	05:42:22.03	-09:53:24.5	14.01 ± 0.03	12.84 ± 0.02	12.11 ± 0.02	11.35 ± 0.01	10.85 ± 0.01	10.37 ± 0.01	9.77 ± 0.01	7.34 ± 0.03	0.28	-1.02	D
65	05:42:30.73	-09:53:03.1	13.36 ± 0.05	11.97 ± 0.05	11.15 ± 0.03	9.73 ± 0.01	9.24 ± 0.01	8.81 ± 0.01	8.30 ± 0.01	6.12 ± 0.02	0.49	-1.20	D
66	05:43:03.15	-09:52:12.1	12.85 ± 0.03	11.84 ± 0.03	11.38 ± 0.03	10.63 ± 0.01	10.22 ± 0.01	9.65 ± 0.01	9.03 ± 0.01	6.92 ± 0.02	0.29	-0.96	D
67	05:43:04.04	-09:52:00.8	15.88 ± 0.06	14.93 ± 0.07	14.52 ± 0.08	13.72 ± 0.01	13.34 ± 0.01	12.95 ± 0.03	12.29 ± 0.03	... ± ...	0.25	-1.20	D
68	05:43:00.08	-09:51:09.5	14.35 ± 0.03	13.13 ± 0.03	12.46 ± 0.03	11.44 ± 0.01	11.05 ± 0.01	10.62 ± 0.01	10.04 ± 0.01	6.26 ± 0.02	0.41	-1.23	D
69	05:42:56.28	-09:50:51.6	16.69 ± 0.13	13.75 ± 0.04	11.55 ± 0.02	8.35 ± 0.01	7.30 ± 0.01	6.43 ± 0.01	5.59 ± 0.01	2.23 ± 0.01	1.47	0.31	P
70	05:42:57.04	-09:50:50.7	13.52 ± 0.03	12.06 ± 0.03	11.16 ± 0.02	9.99 ± 0.01	9.60 ± 0.01	9.19 ± 0.01	8.38 ± 0.02	4.41 ± 0.01	0.54	-1.00	D

Table 1—Continued

Index	R.A. ^a	Decl. ^a	J	H	K_S	[3.6]	[4.5]	[5.8]	[8.0]	[24]	A_K^b	α_{IRAC}^c	Class
71	05:42:48.90	-09:50:12.0	10.78 ± 0.03	9.59 ± 0.03	8.73 ± 0.02	7.76 ± 0.01	7.27 ± 0.01	6.83 ± 0.01	6.29 ± 0.01	4.24 ± 0.01	0.23	-1.15	D
72	05:41:57.99	-09:49:51.0	12.33 ± 0.02	11.49 ± 0.02	11.23 ± 0.02	11.08 ± 0.01	11.03 ± 0.01	10.89 ± 0.01	11.00 ± 0.01	7.42 ± 0.04	0.20	-2.71	D
73	05:42:21.40	-09:49:44.1	15.05 ± 0.03	13.06 ± 0.02	11.71 ± 0.02	10.44 ± 0.01	9.75 ± 0.01	9.29 ± 0.01	8.67 ± 0.01	5.55 ± 0.01	0.88	-0.84	D
74	05:42:46.09	-09:49:42.5	16.35 ± 0.10	14.74 ± 0.05	13.68 ± 0.05	12.32 ± 0.01	11.86 ± 0.01	11.42 ± 0.01	10.86 ± 0.01	7.39 ± 0.03	0.60	-1.16	D
75	05:42:46.31	-09:48:03.0	... ± ...	14.42 ± 0.04	12.73 ± 0.03	11.45 ± 0.01	10.75 ± 0.01	10.25 ± 0.02	9.85 ± 0.07	... ± ...	1.50	-1.02	D
76	05:42:48.88	-09:47:42.6	... ± ± ...	13.82 ± 0.09	11.74 ± 0.01	10.73 ± 0.01	10.16 ± 0.09	... ± ...	5.13 ± 0.02	P
77	05:42:29.00	-09:47:32.6	... ± ± ± ...	12.74 ± 0.01	11.22 ± 0.01	10.25 ± 0.01	9.33 ± 0.01	4.21 ± 0.01	...	0.99	P
78	05:42:47.70	-09:47:22.0	10.82 ± 0.03	9.81 ± 0.03	9.23 ± 0.03	8.87 ± 0.01	8.75 ± 0.01	8.19 ± 0.09	... ± ...	4.38 ± 0.02	0.20	...	D
79	05:42:56.68	-09:46:58.6	15.81 ± 0.07	13.84 ± 0.04	12.90 ± 0.03	12.07 ± 0.01	11.58 ± 0.01	11.05 ± 0.01	10.41 ± 0.01	7.58 ± 0.04	1.16	-0.92	D
80	05:41:38.38	-09:46:40.5	15.03 ± 0.05	13.47 ± 0.03	12.33 ± 0.03	11.09 ± 0.01	10.44 ± 0.01	9.87 ± 0.01	9.35 ± 0.01	7.03 ± 0.03	0.50	-0.84	D
81	05:42:29.85	-09:46:39.2	14.27 ± 0.03	12.81 ± 0.02	12.12 ± 0.02	11.36 ± 0.01	10.96 ± 0.01	10.41 ± 0.01	9.43 ± 0.01	5.58 ± 0.01	0.70	-0.60	D
82	05:42:55.87	-09:46:36.3	... ± ...	15.59 ± 0.11	14.59 ± 0.09	13.66 ± 0.01	13.28 ± 0.01	12.88 ± 0.02	12.27 ± 0.04	... ± ...	0.90	-1.24	D
83	05:42:47.04	-09:46:27.9	16.20 ± 0.09	14.89 ± 0.06	14.14 ± 0.07	13.37 ± 0.01	13.14 ± 0.01	12.96 ± 0.07	... ± ± ...	0.44	...	D
84	05:43:15.06	-09:46:22.6	12.92 ± 0.03	11.97 ± 0.03	11.46 ± 0.03	10.67 ± 0.01	... ± ...	10.16 ± 0.01	... ± ...	6.50 ± 0.02	0.16	...	D
85	05:42:48.14	-09:46:16.5	14.99 ± 0.03	13.43 ± 0.02	12.57 ± 0.03	11.87 ± 0.01	11.59 ± 0.01	11.33 ± 0.01	10.96 ± 0.03	5.91 ± 0.02	0.69	-1.79	D
86	05:42:49.19	-09:46:01.1	16.42 ± 0.10	14.65 ± 0.06	13.54 ± 0.04	12.54 ± 0.01	12.04 ± 0.01	11.49 ± 0.01	10.91 ± 0.01	7.74 ± 0.05	0.79	-0.95	D
87	05:42:51.59	-09:45:51.3	14.94 ± 0.04	13.53 ± 0.03	12.84 ± 0.03	11.94 ± 0.01	11.36 ± 0.01	10.65 ± 0.01	9.75 ± 0.01	7.11 ± 0.03	0.63	-0.30	D
88	05:42:52.42	-09:45:39.7	13.13 ± 0.03	11.61 ± 0.03	10.93 ± 0.02	10.27 ± 0.01	9.91 ± 0.01	9.45 ± 0.01	8.93 ± 0.01	6.42 ± 0.02	0.78	-1.27	D
89	05:42:49.12	-09:45:34.4	... ± ...	14.26 ± 0.06	12.17 ± 0.03	10.33 ± 0.01	9.54 ± 0.01	8.83 ± 0.01	8.16 ± 0.01	4.47 ± 0.01	2.17	-0.34	P
90	05:42:50.16	-09:45:18.5	14.81 ± 0.04	13.36 ± 0.03	12.58 ± 0.02	11.86 ± 0.01	11.62 ± 0.01	11.45 ± 0.05	... ± ± ...	0.62	...	D
91	05:42:49.38	-09:45:15.1	15.27 ± 0.05	11.88 ± 0.03	9.54 ± 0.02	7.36 ± 0.01	6.52 ± 0.01	5.77 ± 0.01	5.10 ± 0.01	1.88 ± 0.01	1.94	-0.24	D
92	05:42:45.60	-09:45:08.5	13.05 ± 0.02	11.41 ± 0.02	10.54 ± 0.02	9.53 ± 0.01	9.03 ± 0.01	8.51 ± 0.01	7.81 ± 0.01	4.86 ± 0.02	0.78	-0.86	D
93	05:42:32.74	-09:45:06.6	13.82 ± 0.03	12.31 ± 0.02	11.46 ± 0.02	10.65 ± 0.01	10.33 ± 0.01	10.03 ± 0.01	9.47 ± 0.01	6.23 ± 0.02	0.64	-1.49	D
94	05:40:58.24	-09:45:06.5	12.70 ± 0.02	11.49 ± 0.02	10.47 ± 0.02	9.40 ± 0.01	8.85 ± 0.01	8.32 ± 0.01	7.53 ± 0.01	4.94 ± 0.01	0.13	-0.69	D
95	05:42:42.62	-09:45:03.3	12.99 ± 0.02	11.20 ± 0.02	10.01 ± 0.02	8.85 ± 0.01	8.35 ± 0.01	7.95 ± 0.01	7.47 ± 0.01	4.39 ± 0.01	0.73	-1.26	D
96	05:42:47.85	-09:44:50.9	14.65 ± 0.04	12.68 ± 0.03	11.63 ± 0.02	10.80 ± 0.01	10.35 ± 0.01	9.91 ± 0.01	9.20 ± 0.01	5.36 ± 0.02	1.09	-1.01	D
97	05:42:44.17	-09:44:48.9	14.00 ± 0.03	12.69 ± 0.02	12.07 ± 0.02	11.14 ± 0.01	10.69 ± 0.01	10.24 ± 0.01	9.55 ± 0.01	6.47 ± 0.02	0.55	-1.01	D
98	05:42:49.46	-09:44:39.7	14.51 ± 0.04	12.97 ± 0.03	12.15 ± 0.03	11.25 ± 0.01	10.69 ± 0.01	9.98 ± 0.01	8.90 ± 0.01	5.35 ± 0.01	0.70	-0.12	D
99	05:42:22.32	-09:44:21.3	16.08 ± 0.08	14.85 ± 0.07	14.26 ± 0.08	13.52 ± 0.01	13.24 ± 0.01	13.03 ± 0.03	12.66 ± 0.04	... ± ...	0.48	-1.86	D
100	05:41:16.51	-09:44:14.4	12.85 ± 0.02	12.08 ± 0.03	11.76 ± 0.03	11.20 ± 0.01	10.83 ± 0.01	10.39 ± 0.01	9.79 ± 0.01	7.90 ± 0.05	0.09	-1.20	D
101	05:41:12.76	-09:39:39.6	14.08 ± 0.05	13.43 ± 0.05	13.04 ± 0.06	12.57 ± 0.01	12.34 ± 0.01	12.11 ± 0.02	11.76 ± 0.02	... ± ...	0.00	-1.90	D
102	05:42:49.48	-09:38:41.9	14.52 ± 0.04	13.40 ± 0.04	12.93 ± 0.03	12.49 ± 0.01	12.28 ± 0.01	12.16 ± 0.01	12.01 ± 0.03	6.58 ± 0.02	0.41	-2.30	D
103	05:41:49.88	-09:37:51.9	... ± ± ± ...	13.82 ± 0.01	12.88 ± 0.01	11.92 ± 0.01	11.00 ± 0.01	7.37 ± 0.03	...	0.41	FP
104	05:40:43.04	-09:37:06.7	14.42 ± 0.04	13.73 ± 0.03	13.34 ± 0.05	12.85 ± 0.01	12.54 ± 0.01	12.11 ± 0.01	11.56 ± 0.02	8.81 ± 0.09	0.00	-1.33	D
105	05:41:03.25	-09:36:51.7	10.69 ± 0.03	9.72 ± 0.03	9.10 ± 0.02	8.19 ± 0.01	7.81 ± 0.01	7.46 ± 0.01	6.73 ± 0.01	3.84 ± 0.02	0.13	-1.18	D

Table 1—Continued

Index	R.A. ^a	Decl. ^a	J	H	K_S	[3.6]	[4.5]	[5.8]	[8.0]	[24]	A_K ^b	α_{IRAC} ^c	Class
106	05:40:41.45	-09:36:25.8	12.49 ± 0.02	11.67 ± 0.02	11.45 ± 0.02	11.07 ± 0.01	10.89 ± 0.01	10.52 ± 0.01	9.97 ± 0.01	6.82 ± 0.02	0.20	-1.55	D
107	05:40:30.36	-09:35:53.1	13.14 ± 0.02	12.29 ± 0.02	11.90 ± 0.02	11.64 ± 0.01	11.48 ± 0.01	11.28 ± 0.01	11.04 ± 0.01	8.19 ± 0.06	0.13	-2.13	D
108	05:41:33.61	-09:34:44.6	14.96 ± 0.04	14.21 ± 0.04	13.68 ± 0.05	12.90 ± 0.01	12.50 ± 0.01	12.07 ± 0.02	11.51 ± 0.02	8.33 ± 0.08	0.00	-1.23	D
109	05:40:52.55	-09:34:38.9	13.33 ± 0.03	12.51 ± 0.03	12.17 ± 0.03	11.72 ± 0.01	11.49 ± 0.01	11.10 ± 0.01	10.48 ± 0.01	8.17 ± 0.06	0.12	-1.39	D
110	05:41:36.30	-09:33:59.1	15.16 ± 0.04	14.43 ± 0.05	14.21 ± 0.07	13.72 ± 0.01	13.54 ± 0.01	13.20 ± 0.03	12.52 ± 0.05	... ± ...	0.11	-1.43	D
111	05:42:03.36	-09:32:55.1	15.87 ± 0.07	15.07 ± 0.07	14.58 ± 0.10	13.58 ± 0.01	13.06 ± 0.01	12.74 ± 0.03	12.29 ± 0.03	... ± ...	0.01	-1.39	D
112	05:41:03.93	-09:32:21.2	13.96 ± 0.03	13.10 ± 0.03	12.69 ± 0.03	12.28 ± 0.01	11.96 ± 0.01	11.67 ± 0.01	11.06 ± 0.02	7.84 ± 0.04	0.13	-1.45	D
113	05:41:09.15	-09:32:14.1	14.13 ± 0.03	13.20 ± 0.03	12.69 ± 0.03	11.83 ± 0.01	11.45 ± 0.01	11.07 ± 0.01	10.62 ± 0.01	8.00 ± 0.05	0.14	-1.43	D
114	05:40:52.81	-09:32:10.4	14.87 ± 0.04	14.14 ± 0.04	13.76 ± 0.06	13.30 ± 0.01	12.98 ± 0.01	12.64 ± 0.03	11.96 ± 0.03	9.48 ± 0.17	0.00	-1.30	D
115	05:41:27.70	-09:31:41.1	12.15 ± 0.02	11.03 ± 0.02	10.27 ± 0.02	9.35 ± 0.01	8.95 ± 0.01	8.82 ± 0.01	8.37 ± 0.01	5.06 ± 0.01	0.20	-1.77	D
116	05:41:38.93	-09:31:25.2	... ± ± ± ...	14.41 ± 0.01	13.61 ± 0.01	12.71 ± 0.03	11.50 ± 0.04	7.77 ± 0.04	...	0.52	FP
117	05:41:36.71	-09:30:46.1	14.28 ± 0.03	12.97 ± 0.02	12.01 ± 0.02	10.67 ± 0.01	10.15 ± 0.01	9.78 ± 0.01	9.32 ± 0.01	6.66 ± 0.02	0.29	-1.31	D
118	05:41:16.17	-09:30:16.9	12.65 ± 0.03	11.78 ± 0.02	11.50 ± 0.03	11.35 ± 0.01	11.23 ± 0.01	11.02 ± 0.01	10.11 ± 0.01	5.80 ± 0.01	0.24	-1.42	D
119	05:41:10.05	-09:29:40.6	14.38 ± 0.03	13.47 ± 0.04	12.98 ± 0.04	12.28 ± 0.01	11.93 ± 0.01	11.43 ± 0.01	10.90 ± 0.02	8.75 ± 0.09	0.14	-1.21	D
120	05:41:14.73	-09:28:55.8	12.82 ± 0.02	11.92 ± 0.03	11.44 ± 0.03	11.04 ± 0.01	10.73 ± 0.01	10.48 ± 0.01	9.92 ± 0.01	6.65 ± 0.02	0.14	-1.56	D
121	05:40:52.01	-09:28:09.3	15.02 ± 0.05	14.25 ± 0.05	13.71 ± 0.06	12.21 ± 0.01	11.64 ± 0.01	11.16 ± 0.01	10.33 ± 0.02	7.55 ± 0.04	0.00	-0.69	D
122	05:40:29.42	-09:28:07.6	16.61 ± 0.17	... ± ± ± ± ± ...	12.14 ± 0.07	6.87 ± 0.03	P
123	05:40:52.42	-09:27:26.6	13.69 ± 0.03	12.69 ± 0.03	12.14 ± 0.03	11.65 ± 0.01	11.33 ± 0.01	10.96 ± 0.01	10.16 ± 0.01	6.64 ± 0.02	0.22	-1.12	D
124	05:41:37.84	-09:26:18.4	13.55 ± 0.02	12.56 ± 0.02	12.20 ± 0.03	11.65 ± 0.01	11.37 ± 0.01	10.90 ± 0.01	10.27 ± 0.01	7.36 ± 0.04	0.35	-1.22	D
125	05:42:00.87	-09:25:15.2	17.00 ± 0.17	15.55 ± 0.13	14.17 ± 0.07	12.37 ± 0.01	11.55 ± 0.01	10.73 ± 0.01	9.92 ± 0.01	6.11 ± 0.02	0.16	-0.01	P
126	05:41:01.96	-09:23:53.9	14.25 ± 0.03	13.18 ± 0.03	12.79 ± 0.03	12.28 ± 0.01	12.06 ± 0.01	11.74 ± 0.02	11.42 ± 0.05	8.92 ± 0.12	0.41	-1.82	D
127	05:40:48.52	-09:23:46.7	11.62 ± 0.02	10.50 ± 0.02	10.07 ± 0.02	9.41 ± 0.01	9.10 ± 0.01	8.72 ± 0.01	8.05 ± 0.01	5.36 ± 0.01	0.45	-1.26	D
128	05:41:28.21	-09:23:40.5	13.45 ± 0.03	12.55 ± 0.03	12.23 ± 0.02	11.95 ± 0.01	11.85 ± 0.01	11.69 ± 0.01	11.38 ± 0.03	7.33 ± 0.03	0.25	-2.18	D
129	05:41:04.13	-09:23:19.4	13.20 ± 0.04	12.78 ± 0.04	12.37 ± 0.04	10.17 ± 0.01	9.68 ± 0.01	6.51 ± 0.01	4.67 ± 0.01	1.00 ± 0.01	0.00	4.03	D
130	05:40:35.72	-09:22:44.0	14.70 ± 0.04	12.40 ± 0.03	10.67 ± 0.02	8.87 ± 0.01	8.09 ± 0.01	7.43 ± 0.01	6.70 ± 0.01	3.58 ± 0.01	1.00	-0.36	D
131	05:40:58.74	-09:22:37.4	13.01 ± 0.16	11.77 ± 0.06	11.30 ± 0.05	10.51 ± 0.01	10.20 ± 0.01	9.88 ± 0.01	9.46 ± 0.01	6.65 ± 0.02	0.58	-1.63	D
132	05:43:07.12	-09:22:24.7	16.42 ± 0.10	14.99 ± 0.07	13.85 ± 0.05	12.73 ± 0.01	12.38 ± 0.01	12.01 ± 0.01	11.37 ± 0.01	6.76 ± 0.02	0.33	-1.28	D
133	05:42:39.84	-09:21:45.8	12.74 ± 0.03	11.75 ± 0.02	11.30 ± 0.02	10.29 ± 0.01	9.86 ± 0.01	9.41 ± 0.01	8.76 ± 0.01	5.99 ± 0.01	0.27	-1.07	D
134	05:41:10.95	-09:21:11.4	14.43 ± 0.04	13.56 ± 0.04	13.09 ± 0.04	12.45 ± 0.01	12.15 ± 0.01	11.74 ± 0.02	11.17 ± 0.03	8.64 ± 0.08	0.10	-1.34	D
135	05:42:45.09	-09:20:42.0	13.79 ± 0.03	12.64 ± 0.02	12.16 ± 0.02	11.52 ± 0.01	11.17 ± 0.01	10.66 ± 0.01	10.05 ± 0.01	6.66 ± 0.02	0.46	-1.11	D
136	05:40:57.47	-09:20:31.3	14.89 ± 0.04	13.77 ± 0.04	12.97 ± 0.04	12.05 ± 0.01	11.58 ± 0.01	11.15 ± 0.01	10.53 ± 0.02	8.00 ± 0.05	0.18	-1.10	D
137	05:40:37.37	-09:20:30.7	12.47 ± 0.03	10.98 ± 0.03	10.04 ± 0.02	8.62 ± 0.01	7.98 ± 0.01	7.54 ± 0.01	6.84 ± 0.01	4.31 ± 0.01	0.53	-0.84	D
138	05:40:49.46	-09:20:26.4	... ± ± ± ...	13.63 ± 0.01	12.81 ± 0.01	12.13 ± 0.04	11.67 ± 0.07	7.59 ± 0.04	...	-0.59	FP
139	05:40:30.96	-09:20:15.5	14.40 ± 0.04	13.44 ± 0.03	12.99 ± 0.04	12.12 ± 0.01	11.82 ± 0.01	11.42 ± 0.01	10.95 ± 0.03	8.23 ± 0.07	0.23	-1.47	D
140	05:40:45.93	-09:20:09.6	15.05 ± 0.04	13.84 ± 0.04	13.21 ± 0.04	12.52 ± 0.01	12.16 ± 0.01	11.75 ± 0.03	11.30 ± 0.05	8.45 ± 0.08	0.42	-1.42	D

Table 1—Continued

Index	R.A. ^a	Decl. ^a	J	H	K_S	[3.6]	[4.5]	[5.8]	[8.0]	[24]	A_K ^b	α_{IRAC} ^c	Class
141	05:40:59.15	-09:19:47.3	12.41 ± 0.03	11.28 ± 0.03	10.83 ± 0.02	10.46 ± 0.01	10.32 ± 0.01	10.02 ± 0.01	9.71 ± 0.01	7.05 ± 0.02	0.46	-1.94	D
142	05:41:06.72	-09:19:11.0	15.77 ± 0.09	14.97 ± 0.07	14.43 ± 0.10	13.96 ± 0.01	13.79 ± 0.01	13.84 ± 0.07	... ± ± ...	0.00	...	D
143	05:41:05.52	-09:18:47.8	11.45 ± 0.03	10.50 ± 0.03	10.00 ± 0.03	9.57 ± 0.01	9.26 ± 0.01	8.77 ± 0.01	7.96 ± 0.01	5.31 ± 0.02	0.17	-0.96	D
144	05:41:05.49	-09:18:42.9	14.16 ± 0.09	13.19 ± 0.08	12.62 ± 0.05	11.45 ± 0.01	11.02 ± 0.01	10.53 ± 0.01	... ± ± ...	0.15	...	D
145	05:40:58.67	-09:18:07.2	12.04 ± 0.02	11.01 ± 0.02	10.62 ± 0.02	10.25 ± 0.01	10.08 ± 0.01	9.73 ± 0.01	9.20 ± 0.01	6.67 ± 0.02	0.36	-1.60	D
146	05:41:39.70	-09:17:25.3	14.69 ± 0.03	13.99 ± 0.03	13.52 ± 0.05	12.94 ± 0.01	12.56 ± 0.01	12.12 ± 0.02	11.48 ± 0.01	8.62 ± 0.11	0.00	-1.16	D
147	05:40:42.14	-09:17:14.4	16.63 ± 0.16	15.87 ± 0.19	... ± ...	15.76 ± 0.04	15.19 ± 0.04	... ± ...	11.81 ± 0.12	6.44 ± 0.02	D
148	05:40:29.47	-09:17:03.4	13.96 ± 0.03	12.44 ± 0.03	11.24 ± 0.02	9.39 ± 0.01	8.64 ± 0.01	7.95 ± 0.01	7.31 ± 0.01	3.75 ± 0.01	0.39	-0.44	D
149	05:41:10.13	-09:15:54.8	12.65 ± 0.02	11.57 ± 0.03	11.01 ± 0.02	10.45 ± 0.01	10.04 ± 0.01	9.72 ± 0.01	8.98 ± 0.01	6.54 ± 0.02	0.30	-1.17	D
150	05:42:43.27	-09:15:30.8	... ± ± ± ...	14.33 ± 0.01	13.29 ± 0.01	12.32 ± 0.02	11.32 ± 0.01	8.09 ± 0.06	...	0.61	FP
151	05:41:09.16	-09:14:04.4	13.28 ± 0.02	12.15 ± 0.03	11.62 ± 0.03	10.96 ± 0.01	10.73 ± 0.01	10.43 ± 0.01	10.16 ± 0.01	6.22 ± 0.02	0.38	-1.89	D
152	05:40:58.39	-09:13:49.5	14.71 ± 0.04	13.50 ± 0.04	12.70 ± 0.03	11.70 ± 0.01	11.26 ± 0.01	10.82 ± 0.01	10.25 ± 0.01	7.13 ± 0.03	0.29	-1.17	D
153	05:42:55.85	-09:13:31.0	... ± ± ± ...	13.98 ± 0.01	13.05 ± 0.01	12.05 ± 0.02	11.14 ± 0.01	7.00 ± 0.02	...	0.45	P
154	05:41:02.69	-09:12:28.6	12.70 ± 0.02	11.60 ± 0.03	10.86 ± 0.02	9.84 ± 0.01	9.36 ± 0.01	8.80 ± 0.01	7.99 ± 0.01	5.08 ± 0.01	0.21	-0.69	D
155	05:42:38.93	-09:12:05.6	13.85 ± 0.03	12.92 ± 0.03	12.44 ± 0.02	12.06 ± 0.01	11.89 ± 0.01	11.58 ± 0.01	11.18 ± 0.01	8.70 ± 0.09	0.16	-1.80	D
156	05:41:15.95	-09:11:57.1	13.60 ± 0.04	11.74 ± 0.03	10.77 ± 0.03	10.05 ± 0.01	9.71 ± 0.01	9.33 ± 0.01	8.86 ± 0.01	5.87 ± 0.01	1.00	-1.46	D
157	05:42:22.59	-09:11:54.5	13.80 ± 0.03	13.14 ± 0.03	12.76 ± 0.03	11.69 ± 0.01	11.06 ± 0.01	10.56 ± 0.01	9.89 ± 0.01	7.32 ± 0.03	0.00	-0.78	D
158	05:42:43.83	-09:10:43.5	12.79 ± 0.03	11.92 ± 0.03	11.54 ± 0.02	11.12 ± 0.01	10.79 ± 0.01	10.30 ± 0.01	9.49 ± 0.01	7.10 ± 0.05	0.16	-0.95	D
159	05:42:43.76	-09:10:38.3	11.73 ± 0.04	10.94 ± 0.05	10.55 ± 0.04	9.86 ± 0.01	9.50 ± 0.01	9.03 ± 0.01	8.42 ± 0.01	6.29 ± 0.02	0.06	-1.15	D
160	05:42:47.79	-09:10:37.7	12.36 ± 0.03	11.49 ± 0.02	11.11 ± 0.03	10.42 ± 0.01	10.13 ± 0.01	9.75 ± 0.01	9.22 ± 0.01	6.12 ± 0.02	0.17	-1.44	D
161	05:42:04.10	-09:08:42.1	13.73 ± 0.02	12.69 ± 0.03	12.10 ± 0.03	11.17 ± 0.01	10.72 ± 0.01	10.33 ± 0.01	9.75 ± 0.01	6.66 ± 0.02	0.22	-1.22	D
162	05:41:37.38	-09:07:51.0	12.67 ± 0.02	11.62 ± 0.02	11.21 ± 0.02	10.89 ± 0.01	10.73 ± 0.01	10.40 ± 0.01	9.88 ± 0.01	7.10 ± 0.03	0.36	-1.65	D
163	05:40:51.08	-09:06:23.3	... ± ...	15.34 ± 0.12	14.48 ± 0.10	11.37 ± 0.01	10.21 ± 0.01	9.29 ± 0.01	7.71 ± 0.01	3.10 ± 0.01	0.00	1.30	P
164	05:40:53.88	-09:06:04.1	12.26 ± 0.02	10.34 ± 0.02	9.06 ± 0.02	7.40 ± 0.01	6.66 ± 0.01	5.92 ± 0.01	5.14 ± 0.01	1.70 ± 0.01	0.84	-0.23	D
165	05:40:30.56	-09:05:55.7	... ± ...	15.59 ± 0.14	14.10 ± 0.07	12.55 ± 0.01	12.14 ± 0.01	11.83 ± 0.01	11.49 ± 0.02	7.49 ± 0.04	1.97	-1.63	D
166	05:40:57.59	-09:05:49.8	16.78 ± 0.19	15.49 ± 0.14	14.83 ± 0.14	13.71 ± 0.01	13.16 ± 0.01	12.74 ± 0.03	12.12 ± 0.03	8.83 ± 0.11	0.49	-1.03	D
167	05:43:32.89	-09:03:00.7	16.60 ± 0.15	15.77 ± 0.17	14.67 ± 0.11	13.34 ± 0.01	... ± ...	12.17 ± 0.02	... ± ...	6.94 ± 0.02	0.00	...	D
168	05:42:09.73	-09:01:39.7	14.31 ± 0.03	13.14 ± 0.03	12.59 ± 0.03	11.85 ± 0.01	11.50 ± 0.01	11.09 ± 0.01	10.38 ± 0.01	7.29 ± 0.03	0.43	-1.14	D
169	05:41:37.23	-09:01:35.4	15.07 ± 0.04	14.25 ± 0.02	13.81 ± 0.06	13.33 ± 0.01	13.01 ± 0.01	12.52 ± 0.02	11.73 ± 0.02	9.22 ± 0.15	0.05	-0.98	D
170	05:41:11.11	-09:01:17.2	15.02 ± 0.04	14.14 ± 0.04	13.79 ± 0.06	13.16 ± 0.01	12.89 ± 0.01	12.60 ± 0.02	12.05 ± 0.02	8.66 ± 0.09	0.20	-1.56	D
171	05:41:12.41	-09:01:07.6	14.63 ± 0.03	13.25 ± 0.03	12.71 ± 0.03	11.32 ± 0.01	10.90 ± 0.01	10.56 ± 0.01	10.21 ± 0.01	7.84 ± 0.04	0.70	-1.57	D
172	05:44:15.95	-09:00:27.8	11.56 ± 0.02	10.78 ± 0.03	10.45 ± 0.02	10.10 ± 0.01	... ± ...	9.71 ± 0.01	... ± ...	6.92 ± 0.02	0.08	...	D
173	05:41:23.23	-08:59:42.6	12.32 ± 0.03	11.05 ± 0.03	10.18 ± 0.03	9.11 ± 0.01	8.60 ± 0.01	8.14 ± 0.01	7.47 ± 0.01	4.67 ± 0.01	0.32	-0.95	D
174	05:41:12.23	-08:58:59.5	14.29 ± 0.04	13.41 ± 0.03	13.08 ± 0.04	12.58 ± 0.01	12.34 ± 0.01	11.98 ± 0.02	11.50 ± 0.03	8.02 ± 0.05	0.23	-1.57	D
175	05:41:12.12	-08:58:52.7	13.42 ± 0.05	12.28 ± 0.03	11.67 ± 0.03	10.81 ± 0.01	10.44 ± 0.01	10.09 ± 0.01	9.62 ± 0.01	7.11 ± 0.02	0.34	-1.47	D

Table 1—Continued

Index	R.A. ^a	Decl. ^a	J	H	K_S	[3.6]	[4.5]	[5.8]	[8.0]	[24]	A_K^b	α_{IRAC}^c	Class
176	05:41:22.94	-08:58:42.4	... ± ± ± ...	17.54 ± 0.08	... ± ± ± ±	D
177	05:41:26.49	-08:58:39.3	12.75 ± 0.03	11.70 ± 0.03	11.07 ± 0.02	10.05 ± 0.01	9.74 ± 0.01	9.36 ± 0.01	8.66 ± 0.01	5.04 ± 0.01	0.21	-1.23	D
178	05:41:11.82	-08:57:30.7	... ± ± ± ...	14.52 ± 0.01	12.77 ± 0.01	12.10 ± 0.02	11.51 ± 0.02	3.27 ± 0.01	...	0.44	P
179	05:42:53.76	-08:57:27.5	11.34 ± 0.02	10.35 ± 0.02	9.68 ± 0.02	8.84 ± 0.01	8.48 ± 0.01	8.18 ± 0.01	7.88 ± 0.01	5.19 ± 0.01	0.10	-1.73	D
180	05:41:11.91	-08:57:03.2	... ± ± ± ...	13.82 ± 0.01	12.53 ± 0.01	12.08 ± 0.02	11.65 ± 0.02	4.65 ± 0.02	...	-0.48	P
181	05:40:50.01	-08:56:39.8	... ± ± ± ...	14.89 ± 0.02	13.80 ± 0.01	13.01 ± 0.04	12.54 ± 0.05	... ±	-0.16	D
182	05:41:24.50	-08:56:32.1	11.11 ± 0.02	10.17 ± 0.02	9.71 ± 0.02	9.02 ± 0.01	8.75 ± 0.01	8.45 ± 0.01	7.91 ± 0.01	5.33 ± 0.02	0.19	-1.56	D
183	05:44:10.07	-08:55:49.0	... ± ± ± ...	13.86 ± 0.01	12.81 ± 0.01	11.76 ± 0.01	10.78 ± 0.01	7.08 ± 0.02	...	0.71	FP
184	05:42:39.72	-08:54:49.8	13.53 ± 0.03	12.69 ± 0.03	12.33 ± 0.02	11.88 ± 0.01	11.58 ± 0.01	11.08 ± 0.01	10.27 ± 0.01	7.66 ± 0.04	0.14	-0.95	D
185	05:40:25.13	-08:54:21.3	15.07 ± 0.06	13.02 ± 0.03	11.70 ± 0.05	... ± ...	9.70 ± 0.01	... ± ...	9.07 ± 0.01	6.74 ± 0.02	0.97	...	D
186	05:40:36.88	-08:53:47.8	9.98 ± 0.02	9.83 ± 0.03	9.74 ± 0.02	9.64 ± 0.01	9.53 ± 0.01	8.85 ± 0.01	7.25 ± 0.01	4.49 ± 0.02	0.00	-0.02	D
187	05:42:34.54	-08:53:38.2	15.02 ± 0.04	13.81 ± 0.03	12.99 ± 0.03	12.36 ± 0.01	12.10 ± 0.01	11.79 ± 0.01	11.14 ± 0.01	7.70 ± 0.04	0.27	-1.43	D
188	05:41:12.56	-08:52:46.0	14.18 ± 0.03	13.50 ± 0.03	13.02 ± 0.04	12.15 ± 0.01	11.82 ± 0.01	11.53 ± 0.01	11.18 ± 0.01	8.98 ± 0.11	0.00	-1.73	D
189	05:42:55.40	-08:52:20.3	14.31 ± 0.03	13.59 ± 0.04	13.22 ± 0.03	12.98 ± 0.01	12.82 ± 0.01	12.62 ± 0.02	12.16 ± 0.03	7.70 ± 0.04	0.00	-1.90	D
190	05:40:42.00	-08:52:18.4	14.11 ± 0.03	12.97 ± 0.03	12.50 ± 0.03	12.07 ± 0.01	11.86 ± 0.01	11.55 ± 0.01	11.08 ± 0.01	8.31 ± 0.05	0.45	-1.68	D
191	05:40:49.21	-08:51:21.5	12.16 ± 0.02	11.01 ± 0.02	10.39 ± 0.02	9.54 ± 0.01	9.22 ± 0.01	8.95 ± 0.01	8.35 ± 0.01	5.02 ± 0.02	0.36	0.49	D
192	05:40:48.87	-08:51:15.3	11.90 ± 0.04	10.80 ± 0.04	10.28 ± 0.02	9.56 ± 0.01	9.19 ± 0.01	8.71 ± 0.01	7.97 ± 0.01	5.95 ± 0.03	0.36	-0.99	D
193	05:40:47.86	-08:51:04.3	14.68 ± 0.03	13.56 ± 0.04	12.76 ± 0.04	11.92 ± 0.01	11.46 ± 0.01	11.00 ± 0.01	10.36 ± 0.01	7.92 ± 0.06	0.18	-1.04	D
194	05:40:48.07	-08:50:43.9	14.20 ± 0.02	13.01 ± 0.03	12.28 ± 0.03	11.15 ± 0.01	10.80 ± 0.01	10.75 ± 0.01	10.48 ± 0.01	7.18 ± 0.03	0.32	-2.12	D
195	05:40:52.81	-08:50:35.3	15.04 ± 0.04	13.57 ± 0.03	12.81 ± 0.03	11.78 ± 0.01	11.28 ± 0.01	10.80 ± 0.01	10.45 ± 0.01	8.40 ± 0.07	0.65	-1.30	D
196	05:42:39.12	-08:50:27.3	... ± ± ± ...	15.17 ± 0.03	14.89 ± 0.03	... ± ± ...	6.31 ± 0.03	D
197	05:42:38.58	-08:50:18.6	16.95 ± 0.18	14.19 ± 0.04	12.21 ± 0.03	9.94 ± 0.01	9.03 ± 0.01	8.23 ± 0.01	7.40 ± 0.01	3.58 ± 0.01	1.39	0.06	P
198	05:42:42.39	-08:48:13.8	12.84 ± 0.03	11.14 ± 0.03	10.33 ± 0.02	9.67 ± 0.01	9.46 ± 0.01	9.06 ± 0.01	8.92 ± 0.01	4.56 ± 0.01	0.91	-1.93	D
199	05:43:02.88	-08:47:49.4	... ± ...	15.75 ± 0.14	14.58 ± 0.09	12.58 ± 0.01	11.81 ± 0.01	10.91 ± 0.01	9.73 ± 0.01	5.50 ± 0.01	0.05	0.45	P
200	05:40:25.73	-08:46:51.7	... ± ± ± ± ...	13.85 ± 0.01	... ± ...	11.10 ± 0.02	6.49 ± 0.02	P
201	05:43:10.18	-08:46:07.9	... ± ...	15.73 ± 0.16	14.62 ± 0.14	12.43 ± 0.01	10.86 ± 0.01	9.75 ± 0.01	8.86 ± 0.01	3.51 ± 0.01	0.00	1.20	P
202	05:42:43.07	-08:45:35.3	... ± ± ± ...	11.59 ± 0.01	11.25 ± 0.01	10.72 ± 0.01	9.93 ± 0.01	6.78 ± 0.02	...	-0.91	D
203	05:42:43.00	-08:45:32.9	15.80 ± 0.08	13.58 ± 0.07	12.48 ± 0.06	11.70 ± 0.01	11.46 ± 0.01	10.81 ± 0.01	10.49 ± 0.01	... ± ...	1.36	-1.35	D
204	05:43:07.26	-08:44:31.1	... ± ± ...	14.92 ± 0.14	12.87 ± 0.02	11.02 ± 0.01	10.23 ± 0.01	9.66 ± 0.01	3.75 ± 0.01	...	0.68	P
205	05:43:31.02	-08:44:23.5	16.01 ± 0.08	14.97 ± 0.07	14.36 ± 0.09	13.79 ± 0.01	13.45 ± 0.01	13.08 ± 0.03	12.49 ± 0.04	... ± ...	0.21	-1.35	D
206	05:43:00.89	-08:44:18.4	16.18 ± 0.09	13.38 ± 0.03	12.02 ± 0.03	10.72 ± 0.01	10.45 ± 0.01	9.80 ± 0.01	9.11 ± 0.01	4.43 ± 0.02	1.91	-0.91	D
207	05:42:52.72	-08:44:12.7	... ± ± ± ...	13.15 ± 0.01	12.32 ± 0.01	11.41 ± 0.01	11.14 ± 0.01	7.08 ± 0.03	...	-0.47	FP
208	05:41:06.23	-08:44:05.7	15.60 ± 0.07	14.18 ± 0.05	13.43 ± 0.05	12.76 ± 0.01	12.59 ± 0.01	12.47 ± 0.02	12.52 ± 0.03	8.36 ± 0.06	0.61	-2.56	D
209	05:41:30.51	-08:43:58.9	15.65 ± 0.07	14.93 ± 0.06	14.43 ± 0.09	13.77 ± 0.01	13.46 ± 0.01	13.07 ± 0.03	12.24 ± 0.03	9.04 ± 0.13	0.00	-1.08	D
210	05:42:00.26	-08:43:29.1	16.06 ± 0.08	15.38 ± 0.08	... ± ...	14.55 ± 0.04	13.89 ± 0.03	... ± ± ±	D

Table 1—Continued

Index	R.A. ^a	Decl. ^a	J	H	K_S	[3.6]	[4.5]	[5.8]	[8.0]	[24]	A_K^b	α_{IRAC}^c	Class
211	05:41:29.25	-08:43:04.3	... ± ± ...	14.24 ± 0.08	11.91 ± 0.01	10.81 ± 0.01	9.80 ± 0.01	8.96 ± 0.01	2.51 ± 0.01	...	0.55	P
212	05:41:29.78	-08:42:46.0	... ± ± ...	14.61 ± 0.11	12.75 ± 0.01	11.28 ± 0.01	10.19 ± 0.01	9.24 ± 0.01	4.46 ± 0.01	...	1.14	P
213	05:42:52.89	-08:41:41.2	15.66 ± 0.05	13.51 ± 0.03	12.14 ± 0.03	10.76 ± 0.01	10.13 ± 0.01	9.61 ± 0.01	8.96 ± 0.01	4.48 ± 0.01	1.07	-0.78	D
214	05:43:00.90	-08:41:14.3	... ± ...	15.87 ± 0.14	14.61 ± 0.10	13.31 ± 0.01	12.78 ± 0.01	12.23 ± 0.02	11.54 ± 0.01	8.41 ± 0.07	1.04	-0.80	D
215	05:42:38.29	-08:41:01.7	13.35 ± 0.02	12.07 ± 0.02	11.38 ± 0.02	10.48 ± 0.01	10.09 ± 0.01	9.70 ± 0.01	9.19 ± 0.01	6.83 ± 0.03	0.45	-1.35	D
216	05:41:35.95	-08:40:58.2	14.70 ± 0.03	12.86 ± 0.03	11.85 ± 0.02	10.52 ± 0.01	10.04 ± 0.01	9.66 ± 0.01	9.28 ± 0.01	6.51 ± 0.03	0.94	-1.42	D
217	05:41:19.55	-08:40:38.7	13.53 ± 0.03	11.64 ± 0.03	10.50 ± 0.02	9.04 ± 0.01	8.52 ± 0.01	7.93 ± 0.01	7.26 ± 0.01	4.59 ± 0.01	0.90	-0.77	D
218	05:41:30.42	-08:40:22.8	... ± ± ...	14.67 ± 0.12	12.25 ± 0.01	11.30 ± 0.01	10.48 ± 0.01	9.29 ± 0.01	5.35 ± 0.05	...	0.53	P
219	05:41:30.35	-08:40:17.6	... ± ...	14.73 ± 0.08	11.86 ± 0.03	9.53 ± 0.01	8.54 ± 0.01	7.77 ± 0.01	7.00 ± 0.01	3.44 ± 0.01	3.43	0.04	P
220	05:41:35.96	-08:40:16.2	... ± ± ± ...	15.67 ± 0.02	14.99 ± 0.03	14.27 ± 0.10	13.74 ± 0.13	... ±	-0.59	D
221	05:41:32.02	-08:40:09.7	... ± ± ± ...	12.93 ± 0.01	11.16 ± 0.01	10.06 ± 0.01	9.53 ± 0.01	4.42 ± 0.01	...	0.99	P
222	05:41:30.06	-08:40:09.4	... ± ...	15.85 ± 0.15	12.27 ± 0.03	9.80 ± 0.01	8.86 ± 0.01	8.23 ± 0.01	7.39 ± 0.01	3.51 ± 0.01	5.26	-0.11	P
223	05:42:40.78	-08:40:08.6	12.97 ± 0.02	11.84 ± 0.02	11.00 ± 0.02	10.22 ± 0.01	9.64 ± 0.01	9.16 ± 0.01	8.30 ± 0.01	5.91 ± 0.02	0.15	-0.66	D
224	05:42:48.09	-08:40:08.3	14.60 ± 0.06	12.20 ± 0.05	10.42 ± 0.04	9.00 ± 0.01	8.09 ± 0.01	7.22 ± 0.01	6.48 ± 0.01	2.73 ± 0.02	1.09	0.06	P
225	05:42:46.09	-08:40:00.8	11.63 ± 0.02	10.18 ± 0.02	9.24 ± 0.03	8.56 ± 0.01	7.71 ± 0.01	7.10 ± 0.01	6.21 ± 0.01	3.92 ± 0.01	0.49	-0.17	D
226	05:42:54.73	-08:39:59.5	... ± ...	15.32 ± 0.09	14.24 ± 0.07	13.40 ± 0.01	12.96 ± 0.01	12.63 ± 0.03	12.15 ± 0.03	9.11 ± 0.13	0.88	-1.42	D
227	05:42:50.48	-08:39:57.5	12.81 ± 0.02	11.25 ± 0.02	10.36 ± 0.02	9.49 ± 0.01	9.16 ± 0.01	8.90 ± 0.01	8.46 ± 0.01	4.37 ± 0.01	0.68	-1.66	D
228	05:42:52.49	-08:39:16.6	13.23 ± 0.02	11.85 ± 0.02	11.06 ± 0.02	10.06 ± 0.01	9.68 ± 0.01	9.19 ± 0.01	8.74 ± 0.01	5.52 ± 0.02	0.51	-1.29	D
229	05:41:22.59	-08:39:16.0	13.83 ± 0.04	12.74 ± 0.04	12.13 ± 0.03	11.27 ± 0.01	10.80 ± 0.01	10.31 ± 0.01	9.45 ± 0.01	6.33 ± 0.02	0.28	-0.75	D
230	05:41:22.93	-08:39:11.0	12.35 ± 0.03	11.21 ± 0.03	10.72 ± 0.03	9.97 ± 0.01	9.74 ± 0.01	9.49 ± 0.01	8.69 ± 0.01	4.95 ± 0.01	0.43	-1.38	D
231	05:43:03.92	-08:39:09.2	12.77 ± 0.02	11.43 ± 0.02	10.85 ± 0.02	10.17 ± 0.01	9.94 ± 0.01	9.38 ± 0.01	8.86 ± 0.01	5.36 ± 0.01	0.62	-1.26	D
232	05:42:49.98	-08:39:02.8	13.74 ± 0.03	12.36 ± 0.03	11.57 ± 0.02	10.66 ± 0.01	10.25 ± 0.01	9.68 ± 0.01	8.80 ± 0.01	5.44 ± 0.01	0.52	-0.68	D
233	05:42:51.42	-08:39:01.9	12.04 ± 0.02	10.50 ± 0.02	9.55 ± 0.03	8.75 ± 0.01	7.86 ± 0.01	7.42 ± 0.01	6.84 ± 0.01	4.73 ± 0.01	0.61	-0.72	D
234	05:42:52.03	-08:38:59.7	14.80 ± 0.03	13.06 ± 0.02	12.25 ± 0.03	11.53 ± 0.01	11.18 ± 0.01	10.62 ± 0.01	9.95 ± 0.03	7.56 ± 0.07	0.97	-0.98	D
235	05:42:37.19	-08:38:46.7	16.30 ± 0.09	15.27 ± 0.08	14.87 ± 0.13	13.67 ± 0.01	13.05 ± 0.01	12.22 ± 0.02	10.90 ± 0.01	8.12 ± 0.05	0.35	0.36	D
236	05:42:48.70	-08:38:30.8	11.15 ± 0.02	9.80 ± 0.02	9.06 ± 0.02	8.02 ± 0.01	7.51 ± 0.01	7.07 ± 0.01	6.29 ± 0.01	3.22 ± 0.01	0.51	-0.86	D
237	05:42:50.46	-08:38:29.1	12.93 ± 0.02	10.57 ± 0.02	9.09 ± 0.02	7.64 ± 0.01	7.05 ± 0.01	6.46 ± 0.01	5.69 ± 0.01	3.52 ± 0.01	1.26	-0.59	D
238	05:42:05.44	-08:38:28.4	11.96 ± 0.02	10.92 ± 0.02	10.52 ± 0.02	10.09 ± 0.01	9.83 ± 0.01	9.58 ± 0.01	8.90 ± 0.01	6.21 ± 0.02	0.38	-1.48	D
239	05:42:49.74	-08:38:25.7	15.26 ± 0.05	12.95 ± 0.03	11.51 ± 0.02	10.13 ± 0.01	9.40 ± 0.01	9.00 ± 0.01	8.34 ± 0.01	5.29 ± 0.02	1.23	-0.84	D
240	05:42:57.94	-08:38:25.3	... ± ± ± ...	15.02 ± 0.01	14.54 ± 0.02	13.98 ± 0.11	13.47 ± 0.09	... ±	-1.03	D
241	05:42:47.37	-08:38:08.6	13.80 ± 0.05	11.97 ± 0.05	10.90 ± 0.04	9.95 ± 0.01	9.46 ± 0.01	9.16 ± 0.01	8.49 ± 0.01	5.62 ± 0.03	0.87	-1.20	D
242	05:42:58.27	-08:38:05.4	... ± ± ...	13.45 ± 0.05	10.15 ± 0.01	8.79 ± 0.01	7.65 ± 0.01	6.90 ± 0.01	2.90 ± 0.01	...	0.89	P
243	05:42:47.47	-08:38:04.1	14.17 ± 0.04	12.76 ± 0.04	11.99 ± 0.03	10.90 ± 0.01	10.26 ± 0.01	9.76 ± 0.01	8.66 ± 0.01	5.77 ± 0.03	0.57	-0.30	D
244	05:41:32.33	-08:37:55.5	... ± ...	15.42 ± 0.09	13.04 ± 0.04	10.69 ± 0.01	9.62 ± 0.01	8.94 ± 0.01	8.14 ± 0.01	4.45 ± 0.01	1.99	0.02	P
245	05:42:56.38	-08:37:45.6	13.74 ± 0.03	12.87 ± 0.02	12.57 ± 0.02	12.33 ± 0.01	12.27 ± 0.01	12.19 ± 0.02	12.12 ± 0.03	9.14 ± 0.13	0.22	-2.59	D

Table 1—Continued

Index	R.A. ^a	Decl. ^a	J	H	K_S	[3.6]	[4.5]	[5.8]	[8.0]	[24]	A_K^b	α_{IRAC}^c	Class
246	05:42:58.36	-08:37:43.5	... ± ± ± ...	12.95 ± 0.01	11.59 ± 0.01	10.65 ± 0.01	9.99 ± 0.01	6.07 ± 0.02	...	0.52	P
247	05:41:53.64	-08:37:43.2	13.77 ± 0.03	12.65 ± 0.03	11.84 ± 0.03	11.21 ± 0.01	10.84 ± 0.01	10.46 ± 0.01	9.60 ± 0.01	6.70 ± 0.02	0.17	-1.00	D
248	05:42:58.39	-08:37:41.6	... ± ± ± ...	13.01 ± 0.01	11.67 ± 0.01	10.85 ± 0.01	... ± ±	D
249	05:43:10.33	-08:37:27.7	16.54 ± 0.11	15.58 ± 0.13	15.15 ± 0.15	14.55 ± 0.01	14.08 ± 0.01	13.74 ± 0.06	12.71 ± 0.04	7.67 ± 0.04	0.24	-0.76	D
250	05:41:42.43	-08:37:07.2	10.65 ± 0.03	9.49 ± 0.04	8.76 ± 0.03	7.99 ± 0.01	7.76 ± 0.01	7.54 ± 0.01	6.97 ± 0.01	3.42 ± 0.01	0.27	-1.67	D
251	05:42:54.73	-08:37:04.0	15.85 ± 0.07	13.96 ± 0.03	12.97 ± 0.03	12.05 ± 0.01	11.64 ± 0.01	11.16 ± 0.01	10.12 ± 0.01	7.00 ± 0.02	1.01	-0.63	D
252	05:41:15.21	-08:37:03.5	... ± ± ± ...	15.02 ± 0.01	14.52 ± 0.02	14.12 ± 0.08	13.49 ± 0.08	... ±	-1.10	D
253	05:44:43.52	-08:36:53.4	13.45 ± 0.03	12.25 ± 0.03	11.52 ± 0.02	10.44 ± 0.01	9.84 ± 0.01	9.26 ± 0.01	8.60 ± 0.01	5.57 ± 0.01	0.33	-0.71	D
254	05:41:27.19	-08:36:45.9	14.49 ± 0.03	12.81 ± 0.02	12.07 ± 0.02	11.46 ± 0.01	11.03 ± 0.01	10.56 ± 0.01	9.65 ± 0.01	7.09 ± 0.03	0.94	-0.76	D
255	05:42:47.23	-08:36:36.6	... ± ...	15.38 ± 0.08	14.17 ± 0.07	11.62 ± 0.01	10.70 ± 0.01	9.93 ± 0.01	8.92 ± 0.01	5.18 ± 0.01	0.00	0.23	P
256	05:43:02.60	-08:35:48.8	... ± ± ± ...	14.69 ± 0.01	14.28 ± 0.02	13.99 ± 0.08	13.55 ± 0.12	7.60 ± 0.05	...	-1.54	D
257	05:41:34.17	-08:35:27.7	15.75 ± 0.11	12.67 ± 0.09	10.57 ± 0.04	7.04 ± 0.01	5.80 ± 0.01	5.01 ± 0.01	4.09 ± 0.01	0.71 ± 0.01	1.73	0.48	P
258	05:41:34.79	-08:35:23.1	15.19 ± 0.05	12.73 ± 0.03	11.52 ± 0.02	10.34 ± 0.01	9.75 ± 0.01	9.30 ± 0.01	8.51 ± 0.03	... ± ...	1.57	-0.76	D
259	05:42:50.26	-08:34:37.6	... ± ± ...	14.27 ± 0.06	12.69 ± 0.01	12.05 ± 0.01	11.81 ± 0.02	11.43 ± 0.02	7.25 ± 0.03	...	-1.45	D
260	05:43:42.99	-08:34:30.0	15.30 ± 0.05	14.53 ± 0.05	13.93 ± 0.05	13.41 ± 0.01	13.12 ± 0.01	12.76 ± 0.04	12.22 ± 0.04	8.93 ± 0.11	0.00	-1.46	D
261	05:43:43.61	-08:34:16.2	12.92 ± 0.03	11.80 ± 0.02	11.23 ± 0.02	10.60 ± 0.01	10.18 ± 0.01	10.03 ± 0.01	9.26 ± 0.01	6.26 ± 0.02	0.35	0.37	D
262	05:43:10.73	-08:33:55.3	... ± ± ± ...	11.61 ± 0.01	11.25 ± 0.01	10.92 ± 0.01	10.62 ± 0.01	5.88 ± 0.02	...	-1.69	D
263	05:42:45.02	-08:33:36.3	13.26 ± 0.03	12.02 ± 0.04	11.40 ± 0.02	10.89 ± 0.01	10.74 ± 0.01	10.46 ± 0.01	10.02 ± 0.01	6.46 ± 0.02	0.46	-1.82	D
264	05:41:25.09	-08:33:35.9	16.95 ± 0.19	15.61 ± 0.10	14.53 ± 0.10	13.48 ± 0.01	12.79 ± 0.01	12.22 ± 0.02	11.40 ± 0.02	8.48 ± 0.08	0.24	-0.46	D
265	05:41:22.55	-08:33:27.8	... ± ...	15.80 ± 0.13	14.67 ± 0.11	13.76 ± 0.01	13.14 ± 0.01	12.54 ± 0.02	11.45 ± 0.02	8.59 ± 0.09	0.40	-0.19	D
266	05:40:48.99	-08:33:21.5	... ± ± ...	14.97 ± 0.16	13.88 ± 0.01	12.99 ± 0.01	12.16 ± 0.02	11.23 ± 0.01	7.54 ± 0.04	...	0.19	FP
267	05:42:30.59	-08:32:55.1	10.82 ± 0.02	10.13 ± 0.02	9.76 ± 0.02	9.26 ± 0.01	8.92 ± 0.01	8.75 ± 0.01	8.37 ± 0.01	3.89 ± 0.01	0.00	-1.85	D
268	05:42:55.54	-08:32:48.3	... ± ...	15.50 ± 0.11	14.26 ± 0.08	12.79 ± 0.01	11.94 ± 0.01	11.53 ± 0.01	10.78 ± 0.02	3.23 ± 0.01	0.00	-0.62	P
269	05:43:13.51	-08:31:00.5	14.22 ± 0.03	12.54 ± 0.03	11.78 ± 0.02	11.19 ± 0.01	10.98 ± 0.01	10.82 ± 0.01	10.60 ± 0.01	5.92 ± 0.02	0.91	-2.16	D
270	05:43:09.58	-08:29:27.1	16.86 ± 0.16	14.69 ± 0.06	13.25 ± 0.04	11.81 ± 0.01	10.90 ± 0.01	10.16 ± 0.01	8.97 ± 0.01	3.56 ± 0.01	1.04	0.38	P
271	05:42:39.34	-08:26:28.3	12.59 ± 0.03	11.73 ± 0.02	11.53 ± 0.02	11.37 ± 0.01	11.21 ± 0.01	10.85 ± 0.01	9.87 ± 0.01	6.36 ± 0.03	0.23	-1.10	D
272	05:42:37.69	-08:25:15.4	13.30 ± 0.03	12.32 ± 0.03	11.80 ± 0.02	11.07 ± 0.01	10.67 ± 0.01	10.36 ± 0.01	9.41 ± 0.01	6.20 ± 0.02	0.20	-0.97	D
273	05:43:14.64	-08:25:05.6	... ± ± ± ...	14.96 ± 0.02	14.55 ± 0.02	14.27 ± 0.10	13.49 ± 0.10	... ±	-1.19	D
274	05:42:56.95	-08:22:50.1	12.88 ± 0.03	12.00 ± 0.02	11.60 ± 0.02	10.78 ± 0.01	10.46 ± 0.01	10.07 ± 0.01	9.43 ± 0.01	7.05 ± 0.03	0.18	-1.28	D
275	05:43:04.25	-08:22:18.5	... ± ± ± ...	14.63 ± 0.01	14.13 ± 0.02	13.70 ± 0.07	13.17 ± 0.10	... ±	-1.17	D
276	05:41:44.86	-08:21:30.7	12.64 ± 0.02	10.93 ± 0.02	9.78 ± 0.02	8.73 ± 0.01	8.02 ± 0.01	7.42 ± 0.01	6.34 ± 0.01	2.91 ± 0.01	0.68	-0.12	D
277	05:42:51.17	-08:21:16.1	14.96 ± 0.04	14.06 ± 0.03	13.65 ± 0.05	12.97 ± 0.01	12.63 ± 0.01	12.30 ± 0.02	11.58 ± 0.02	9.09 ± 0.16	0.17	-1.25	D
278	05:42:53.59	-08:20:22.6	12.80 ± 0.03	11.77 ± 0.02	11.35 ± 0.02	10.92 ± 0.01	10.67 ± 0.01	10.54 ± 0.01	9.61 ± 0.01	5.73 ± 0.03	0.35	-1.39	D
279	05:43:46.45	-08:18:52.0	13.11 ± 0.03	12.23 ± 0.03	11.84 ± 0.03	... ± ...	10.97 ± 0.01	... ± ± ...	6.76 ± 0.04	0.18	...	D
280	05:42:57.21	-08:18:28.6	14.18 ± 0.03	13.35 ± 0.03	12.90 ± 0.03	12.33 ± 0.01	12.17 ± 0.01	11.88 ± 0.01	11.45 ± 0.02	8.99 ± 0.13	0.07	-1.80	D

Table 1—Continued

Index	R.A. ^a	Decl. ^a	J	H	K_S	[3.6]	[4.5]	[5.8]	[8.0]	[24]	A_K ^b	α_{IRAC} ^c	Class
281	05:42:46.29	-08:18:19.2	13.80 ± 0.03	12.73 ± 0.03	12.21 ± 0.03	11.65 ± 0.01	11.27 ± 0.01	10.88 ± 0.01	10.11 ± 0.01	7.63 ± 0.04	0.32	-1.08	D
282	05:43:04.38	-08:18:10.8	13.24 ± 0.03	12.21 ± 0.03	11.67 ± 0.02	11.07 ± 0.01	10.66 ± 0.01	10.28 ± 0.01	9.43 ± 0.01	6.01 ± 0.02	0.25	-0.97	D
283	05:42:57.39	-08:17:46.1	16.25 ± 0.09	15.22 ± 0.09	14.45 ± 0.08	13.85 ± 0.01	13.48 ± 0.01	12.89 ± 0.03	12.22 ± 0.04	9.21 ± 0.12	0.09	-0.92	D
284	05:40:33.66	-08:17:43.4	14.66 ± 0.04	12.78 ± 0.03	11.63 ± 0.03	10.63 ± 0.01	9.93 ± 0.01	9.49 ± 0.01	8.58 ± 0.01	5.25 ± 0.01	0.90	-0.54	D
285	05:43:03.54	-08:17:30.3	15.63 ± 0.06	14.70 ± 0.04	14.16 ± 0.07	13.36 ± 0.01	13.01 ± 0.01	12.73 ± 0.03	12.12 ± 0.03	9.38 ± 0.17	0.12	-1.43	D
286	05:42:49.42	-08:17:07.2	... ± ± ± ...	14.64 ± 0.01	13.39 ± 0.01	12.83 ± 0.04	... ± ±	D
287	05:42:47.05	-08:17:07.0	15.67 ± 0.07	13.16 ± 0.04	11.06 ± 0.03	8.73 ± 0.01	7.58 ± 0.01	6.42 ± 0.01	5.52 ± 0.01	1.02 ± 0.01	1.00	0.88	P
288	05:43:16.43	-08:16:54.9	16.35 ± 0.10	15.49 ± 0.10	14.89 ± 0.13	13.96 ± 0.01	13.55 ± 0.01	13.15 ± 0.04	12.78 ± 0.09	... ± ...	0.00	-1.47	D
289	05:42:44.30	-08:16:46.1	... ± ± ± ...	14.36 ± 0.01	13.92 ± 0.01	13.48 ± 0.06	12.67 ± 0.04	... ±	-0.90	D
290	05:43:04.55	-08:16:39.2	13.63 ± 0.02	12.49 ± 0.03	11.94 ± 0.02	11.55 ± 0.01	11.23 ± 0.01	10.87 ± 0.01	9.98 ± 0.01	6.84 ± 0.03	0.40	-1.03	D
291	05:42:38.22	-08:16:35.4	13.83 ± 0.04	12.30 ± 0.03	11.48 ± 0.03	10.81 ± 0.01	10.42 ± 0.01	10.01 ± 0.01	9.04 ± 0.01	5.10 ± 0.03	0.68	-0.82	D
292	05:42:48.46	-08:16:34.5	16.40 ± 0.11	13.53 ± 0.02	11.76 ± 0.03	8.47 ± 0.01	7.66 ± 0.01	6.94 ± 0.01	6.16 ± 0.01	0.39 ± 0.01	1.69	-0.19	P
293	05:42:42.91	-08:16:03.5	... ± ± ± ...	15.37 ± 0.03	14.36 ± 0.02	13.26 ± 0.05	11.82 ± 0.03	8.36 ± 0.08	...	1.25	FP
294	05:42:42.08	-08:15:15.1	13.49 ± 0.03	12.31 ± 0.02	11.54 ± 0.02	10.88 ± 0.01	10.42 ± 0.01	10.15 ± 0.01	9.24 ± 0.01	5.98 ± 0.02	0.28	-1.01	D
295	05:42:25.98	-08:15:02.3	... ± ...	15.75 ± 0.12	14.36 ± 0.08	13.52 ± 0.01	13.14 ± 0.01	12.78 ± 0.03	12.44 ± 0.04	9.41 ± 0.15	1.82	-1.59	D
296	05:42:35.59	-08:15:01.8	13.01 ± 0.02	12.07 ± 0.02	11.69 ± 0.02	11.39 ± 0.01	11.22 ± 0.01	11.10 ± 0.01	10.54 ± 0.01	5.73 ± 0.02	0.25	-1.89	D
297	05:42:45.48	-08:14:17.6	14.71 ± 0.04	13.86 ± 0.02	13.46 ± 0.04	12.91 ± 0.01	12.71 ± 0.01	12.40 ± 0.02	11.82 ± 0.03	8.60 ± 0.08	0.11	-1.57	D
298	05:40:19.39	-08:14:16.4	13.09 ± 0.03	11.39 ± 0.03	10.22 ± 0.03	8.63 ± 0.01	7.97 ± 0.01	7.36 ± 0.01	6.37 ± 0.01	2.87 ± 0.01	0.64	-0.25	D
299	05:42:49.96	-08:14:15.6	13.99 ± 0.02	12.98 ± 0.03	12.54 ± 0.03	12.18 ± 0.01	12.07 ± 0.01	11.93 ± 0.02	11.99 ± 0.03	7.72 ± 0.05	0.30	-2.60	D
300	05:40:20.95	-08:14:06.4	... ± ...	15.02 ± 0.09	13.78 ± 0.07	12.60 ± 0.01	12.07 ± 0.01	11.82 ± 0.03	10.87 ± 0.02	5.15 ± 0.01	0.96	-0.92	D
301	05:40:20.88	-08:13:55.2	... ± ± ...	13.35 ± 0.05	9.40 ± 0.01	8.65 ± 0.01	7.61 ± 0.01	6.90 ± 0.01	3.77 ± 0.01	...	0.10	P
302	05:43:15.32	-08:13:39.6	15.60 ± 0.05	14.67 ± 0.06	14.43 ± 0.08	13.83 ± 0.01	13.52 ± 0.02	13.27 ± 0.04	12.66 ± 0.08	... ± ...	0.31	-1.51	D
303	05:42:14.27	-08:13:21.9	... ± ...	15.60 ± 0.11	14.65 ± 0.10	13.59 ± 0.01	13.15 ± 0.01	12.59 ± 0.03	12.09 ± 0.03	8.94 ± 0.11	0.54	-1.08	D
304	05:43:13.41	-08:13:06.4	15.59 ± 0.05	14.91 ± 0.07	14.50 ± 0.09	13.94 ± 0.01	13.79 ± 0.02	13.66 ± 0.07	... ± ± ...	0.00	...	D
305	05:41:29.83	-08:13:01.8	15.90 ± 0.07	14.68 ± 0.05	13.95 ± 0.06	13.05 ± 0.01	12.67 ± 0.01	12.32 ± 0.02	11.60 ± 0.03	8.44 ± 0.07	0.36	-1.18	D
306	05:42:57.55	-08:12:43.2	... ± ...	15.73 ± 0.13	14.62 ± 0.10	13.36 ± 0.01	13.02 ± 0.01	12.76 ± 0.02	12.42 ± 0.06	... ± ...	1.27	-1.77	D
307	05:42:49.79	-08:12:10.3	13.06 ± 0.02	11.93 ± 0.02	11.56 ± 0.02	11.13 ± 0.01	11.02 ± 0.01	10.93 ± 0.01	10.26 ± 0.01	5.20 ± 0.01	0.49	-1.87	D
308	05:42:08.02	-08:12:02.4	13.69 ± 0.02	11.45 ± 0.03	10.15 ± 0.02	8.81 ± 0.01	8.33 ± 0.01	8.06 ± 0.01	7.51 ± 0.01	5.08 ± 0.02	1.23	-1.38	D
309	05:42:10.82	-08:11:35.9	17.10 ± 0.20	15.02 ± 0.08	13.92 ± 0.06	13.15 ± 0.01	12.79 ± 0.01	12.42 ± 0.03	11.78 ± 0.06	9.41 ± 0.18	1.19	-1.27	D
310	05:43:08.50	-08:11:32.0	14.64 ± 0.03	13.41 ± 0.02	12.63 ± 0.02	11.70 ± 0.01	11.36 ± 0.01	10.93 ± 0.01	10.39 ± 0.01	6.57 ± 0.02	0.33	-1.32	D
311	05:42:05.16	-08:11:26.6	13.98 ± 0.03	11.82 ± 0.03	10.59 ± 0.02	9.43 ± 0.01	9.01 ± 0.01	8.71 ± 0.01	8.09 ± 0.01	5.44 ± 0.04	1.20	-1.33	D
312	05:43:06.88	-08:11:16.8	16.67 ± 0.12	15.48 ± 0.12	14.60 ± 0.09	13.77 ± 0.01	13.40 ± 0.01	13.10 ± 0.05	12.47 ± 0.06	9.29 ± 0.14	0.20	-1.36	D
313	05:40:25.72	-08:11:16.8	13.31 ± 0.02	12.11 ± 0.03	11.52 ± 0.03	10.50 ± 0.01	10.19 ± 0.01	9.81 ± 0.01	9.18 ± 0.01	6.41 ± 0.02	0.43	-1.31	D
314	05:43:02.08	-08:11:13.9	16.52 ± 0.12	15.89 ± 0.15	15.43 ± 0.19	14.70 ± 0.01	14.29 ± 0.02	13.96 ± 0.08	13.50 ± 0.11	... ± ...	0.00	-1.47	D
315	05:40:48.52	-08:11:09.0	13.56 ± 0.03	11.88 ± 0.03	10.84 ± 0.02	9.60 ± 0.01	8.78 ± 0.01	8.14 ± 0.01	6.99 ± 0.01	4.11 ± 0.01	0.72	0.11	D

Table 1—Continued

Index	R.A. ^a	Decl. ^a	J	H	K_S	[3.6]	[4.5]	[5.8]	[8.0]	[24]	A_K ^b	α_{IRAC} ^c	Class
316	05:42:27.48	-08:11:03.5	14.68 ± 0.04	13.95 ± 0.03	13.49 ± 0.04	13.11 ± 0.01	12.89 ± 0.01	12.75 ± 0.05	... ± ...	9.21 ± 0.16	0.00	...	D
317	05:42:30.86	-08:10:45.6	14.19 ± 0.03	13.35 ± 0.02	13.03 ± 0.04	12.56 ± 0.01	12.32 ± 0.01	12.09 ± 0.03	11.56 ± 0.07	7.68 ± 0.05	0.17	-1.70	D
318	05:42:45.93	-08:10:40.5	16.87 ± 0.16	15.04 ± 0.07	14.09 ± 0.07	13.18 ± 0.01	12.70 ± 0.01	12.15 ± 0.02	11.38 ± 0.02	8.37 ± 0.07	0.97	-0.77	D
319	05:42:47.37	-08:10:08.8	... ± ...	14.99 ± 0.07	12.73 ± 0.03	10.32 ± 0.01	9.47 ± 0.01	8.65 ± 0.01	7.80 ± 0.01	4.27 ± 0.01	2.39	0.06	P
320	05:42:13.51	-08:10:01.5	14.04 ± 0.03	13.03 ± 0.03	12.38 ± 0.03	11.31 ± 0.01	10.87 ± 0.01	10.49 ± 0.01	9.85 ± 0.02	6.69 ± 0.03	0.16	-1.18	D
321	05:42:34.00	-08:09:59.8	12.03 ± 0.03	10.97 ± 0.03	10.58 ± 0.02	10.38 ± 0.01	10.32 ± 0.01	10.20 ± 0.01	9.96 ± 0.04	5.72 ± 0.01	0.41	-2.35	D
322	05:42:25.43	-08:09:55.1	13.07 ± 0.03	11.91 ± 0.02	11.30 ± 0.02	10.67 ± 0.01	10.32 ± 0.01	10.02 ± 0.01	9.55 ± 0.02	7.22 ± 0.04	0.36	-1.56	D
323	05:42:27.57	-08:09:52.3	12.83 ± 0.02	11.87 ± 0.03	11.27 ± 0.02	10.25 ± 0.01	9.80 ± 0.01	9.43 ± 0.01	8.66 ± 0.01	5.54 ± 0.01	0.11	-1.04	D
324	05:40:47.12	-08:09:47.8	... ± ± ± ...	14.80 ± 0.02	12.90 ± 0.01	11.59 ± 0.01	10.26 ± 0.01	4.36 ± 0.01	...	2.29	P
325	05:42:43.34	-08:09:47.2	16.93 ± 0.17	15.56 ± 0.11	14.80 ± 0.12	14.09 ± 0.01	13.77 ± 0.01	13.44 ± 0.06	12.61 ± 0.09	... ± ...	0.51	-1.15	D
326	05:42:33.06	-08:09:38.4	14.24 ± 0.03	13.16 ± 0.03	12.57 ± 0.02	11.94 ± 0.01	11.55 ± 0.01	11.20 ± 0.02	10.52 ± 0.02	8.06 ± 0.06	0.28	-1.22	D
327	05:40:56.47	-08:09:29.6	... ± ± ± ...	15.27 ± 0.03	14.21 ± 0.02	13.59 ± 0.07	... ± ±	D
328	05:42:43.98	-08:09:26.7	12.88 ± 0.03	11.55 ± 0.03	10.97 ± 0.02	10.21 ± 0.01	9.77 ± 0.01	9.39 ± 0.01	8.55 ± 0.01	5.49 ± 0.01	0.61	-0.95	D
329	05:43:18.55	-08:09:24.4	13.68 ± 0.03	13.03 ± 0.03	12.71 ± 0.02	12.26 ± 0.01	12.03 ± 0.01	11.71 ± 0.02	11.26 ± 0.03	8.88 ± 0.11	0.00	-1.67	D
330	05:42:59.14	-08:09:23.7	13.02 ± 0.02	12.05 ± 0.02	11.51 ± 0.02	10.85 ± 0.01	10.35 ± 0.01	10.02 ± 0.01	9.01 ± 0.01	6.16 ± 0.02	0.17	-0.77	D
331	05:42:22.73	-08:09:23.6	14.37 ± 0.03	13.59 ± 0.03	13.19 ± 0.04	12.72 ± 0.01	12.58 ± 0.01	12.59 ± 0.04	... ± ± ...	0.04	10.0	D
332	05:42:23.61	-08:09:10.3	13.03 ± 0.02	11.95 ± 0.02	11.39 ± 0.02	10.67 ± 0.01	10.30 ± 0.01	10.02 ± 0.01	9.51 ± 0.01	6.85 ± 0.02	0.31	-1.53	D
333	05:42:30.80	-08:09:05.2	13.13 ± 0.06	11.89 ± 0.05	11.29 ± 0.04	... ± ...	10.04 ± 0.01	9.65 ± 0.01	8.55 ± 0.01	4.91 ± 0.01	0.48	...	P
334	05:40:21.83	-08:08:55.7	13.07 ± 0.02	11.90 ± 0.03	11.39 ± 0.03	10.71 ± 0.01	10.36 ± 0.01	9.99 ± 0.01	9.27 ± 0.01	6.87 ± 0.02	0.45	-1.20	D
335	05:42:52.31	-08:08:55.1	14.33 ± 0.02	13.57 ± 0.03	13.17 ± 0.03	12.67 ± 0.01	12.38 ± 0.01	12.04 ± 0.02	11.32 ± 0.02	8.46 ± 0.08	0.02	-1.29	D
336	05:42:25.75	-08:08:50.1	12.78 ± 0.03	11.66 ± 0.02	11.06 ± 0.02	10.21 ± 0.01	9.82 ± 0.01	9.53 ± 0.01	8.84 ± 0.01	5.85 ± 0.02	0.32	-1.28	D
337	05:40:05.18	-08:08:35.7	... ± ± ...	14.64 ± 0.14	13.51 ± 0.01	12.82 ± 0.01	12.55 ± 0.03	12.33 ± 0.05	8.75 ± 0.11	...	-1.54	D
338	05:40:32.11	-08:08:30.3	15.97 ± 0.09	15.24 ± 0.11	14.68 ± 0.13	13.99 ± 0.01	13.64 ± 0.01	13.07 ± 0.04	12.41 ± 0.04	... ± ...	0.00	-0.98	D
339	05:42:21.57	-08:08:29.8	12.05 ± 0.03	11.28 ± 0.02	10.94 ± 0.02	10.76 ± 0.01	10.72 ± 0.01	10.61 ± 0.01	9.98 ± 0.01	4.94 ± 0.01	0.07	-1.95	D
340	05:42:31.53	-08:08:23.0	13.11 ± 0.03	12.04 ± 0.03	11.48 ± 0.03	10.84 ± 0.01	10.39 ± 0.01	9.87 ± 0.01	8.67 ± 0.01	5.13 ± 0.01	0.30	-0.35	D
341	05:41:35.44	-08:08:22.5	... ± ...	15.79 ± 0.13	14.02 ± 0.05	11.76 ± 0.01	11.01 ± 0.01	9.41 ± 0.01	7.97 ± 0.01	2.29 ± 0.03	1.56	1.69	P
342	05:41:14.01	-08:07:57.4	11.68 ± 0.02	10.69 ± 0.02	10.31 ± 0.03	9.92 ± 0.01	9.67 ± 0.01	9.29 ± 0.01	8.55 ± 0.01	5.51 ± 0.02	0.32	-1.25	D
343	05:42:10.24	-08:07:49.0	14.73 ± 0.03	13.91 ± 0.04	13.51 ± 0.04	12.95 ± 0.01	12.66 ± 0.01	12.39 ± 0.07	... ± ± ...	0.08	...	D
344	05:42:24.23	-08:07:47.7	15.47 ± 0.05	14.53 ± 0.05	14.03 ± 0.06	13.33 ± 0.01	12.97 ± 0.01	12.61 ± 0.03	11.86 ± 0.06	8.99 ± 0.11	0.17	-1.16	D
345	05:42:23.68	-08:07:47.4	14.84 ± 0.05	13.99 ± 0.04	13.51 ± 0.04	12.97 ± 0.01	12.71 ± 0.01	12.29 ± 0.03	11.53 ± 0.04	... ± ...	0.06	-1.16	D
346	05:42:13.60	-08:07:44.5	... ± ± ± ...	15.88 ± 0.07	15.61 ± 0.08	... ± ± ...	6.65 ± 0.02	D
347	05:42:51.65	-08:07:41.1	14.26 ± 0.03	13.41 ± 0.02	12.87 ± 0.03	12.14 ± 0.01	11.64 ± 0.01	11.43 ± 0.01	10.54 ± 0.01	7.06 ± 0.03	0.01	-1.07	D
348	05:40:27.15	-08:07:36.6	12.94 ± 0.02	12.02 ± 0.02	11.33 ± 0.03	10.52 ± 0.01	9.98 ± 0.01	9.52 ± 0.01	8.70 ± 0.01	6.02 ± 0.02	0.01	-0.77	D
349	05:40:44.16	-08:07:34.8	13.00 ± 0.03	11.40 ± 0.03	10.52 ± 0.02	9.51 ± 0.01	9.09 ± 0.01	8.65 ± 0.01	7.75 ± 0.01	4.55 ± 0.01	0.74	-0.83	D
350	05:40:24.96	-08:07:33.0	10.57 ± 0.02	9.63 ± 0.03	8.92 ± 0.02	7.79 ± 0.01	7.33 ± 0.01	6.91 ± 0.01	5.97 ± 0.01	3.12 ± 0.01	0.01	-0.77	D

Table 1—Continued

Index	R.A. ^a	Decl. ^a	J	H	K_S	[3.6]	[4.5]	[5.8]	[8.0]	[24]	A_K ^b	α_{IRAC} ^c	Class
351	05:40:46.59	-08:07:12.9	11.93 ± 0.04	10.20 ± 0.03	9.33 ± 0.02	8.94 ± 0.01	8.81 ± 0.01	8.57 ± 0.01	8.48 ± 0.01	5.37 ± 0.01	0.90	-2.28	D
352	05:40:48.84	-08:06:57.2	... ± ± ...	14.85 ± 0.14	12.09 ± 0.01	10.23 ± 0.01	10.02 ± 0.01	9.68 ± 0.01	1.69 ± 0.01	...	-0.35	P
353	05:41:01.66	-08:06:44.8	... ± ± ± ...	15.19 ± 0.02	13.58 ± 0.01	12.99 ± 0.04	12.97 ± 0.07	5.52 ± 0.02	...	-0.42	P
354	05:40:45.26	-08:06:42.1	... ± ± ± ...	14.47 ± 0.02	13.25 ± 0.01	12.86 ± 0.04	12.12 ± 0.03	6.37 ± 0.02	...	-0.28	P
355	05:40:45.03	-08:06:39.4	... ± ± ± ...	14.38 ± 0.02	13.78 ± 0.01	13.31 ± 0.05	12.42 ± 0.04	... ±	-0.62	D
356	05:42:30.98	-08:06:38.0	12.99 ± 0.03	12.03 ± 0.03	11.49 ± 0.02	10.66 ± 0.01	10.33 ± 0.01	9.99 ± 0.01	9.51 ± 0.02	6.78 ± 0.02	0.16	-1.51	D
357	05:42:44.12	-08:06:26.3	12.71 ± 0.03	11.81 ± 0.03	11.17 ± 0.02	10.05 ± 0.01	9.52 ± 0.01	9.12 ± 0.01	8.42 ± 0.01	5.16 ± 0.01	0.02	-1.00	D
358	05:40:49.92	-08:06:08.3	... ± ...	13.61 ± 0.05	11.15 ± 0.03	8.85 ± 0.01	7.90 ± 0.01	7.34 ± 0.01	6.50 ± 0.01	2.82 ± 0.01	2.54	-0.20	P
359	05:43:01.60	-08:06:03.6	14.49 ± 0.03	13.86 ± 0.04	13.42 ± 0.05	12.87 ± 0.01	12.60 ± 0.01	12.18 ± 0.02	11.48 ± 0.03	8.73 ± 0.09	0.00	-1.22	D
360	05:42:47.79	-08:06:03.4	14.21 ± 0.02	13.52 ± 0.03	13.25 ± 0.03	12.79 ± 0.01	12.54 ± 0.01	12.19 ± 0.02	11.50 ± 0.02	8.25 ± 0.05	0.01	-1.34	D
361	05:40:59.72	-08:06:03.3	13.21 ± 0.03	12.38 ± 0.03	11.98 ± 0.03	11.27 ± 0.01	10.85 ± 0.01	10.35 ± 0.01	9.24 ± 0.01	6.21 ± 0.02	0.11	-0.51	D
362	05:41:01.99	-08:06:01.9	... ± ...	14.32 ± 0.08	12.61 ± 0.05	11.34 ± 0.01	10.64 ± 0.01	10.07 ± 0.01	9.05 ± 0.01	3.08 ± 0.01	1.56	-0.24	P
363	05:40:49.94	-08:05:59.1	... ± ± ...	14.69 ± 0.15	11.76 ± 0.01	10.71 ± 0.01	9.93 ± 0.01	9.28 ± 0.01	... ±	-0.01	D
364	05:40:48.05	-08:05:58.7	9.91 ± 0.03	9.14 ± 0.03	8.75 ± 0.02	8.25 ± 0.01	7.98 ± 0.01	7.70 ± 0.01	6.95 ± 0.01	3.80 ± 0.01	0.04	-1.36	D
365	05:42:47.18	-08:05:56.9	13.72 ± 0.03	12.87 ± 0.03	12.42 ± 0.03	12.17 ± 0.01	11.90 ± 0.01	11.74 ± 0.01	11.22 ± 0.02	8.32 ± 0.07	0.09	-1.78	D
366	05:40:50.02	-08:05:55.4	... ± ± ...	14.32 ± 0.12	11.76 ± 0.01	10.69 ± 0.01	9.97 ± 0.01	9.40 ± 0.01	... ±	-0.17	D
367	05:41:25.34	-08:05:54.8	10.60 ± 0.03	9.82 ± 0.02	9.29 ± 0.02	8.00 ± 0.01	7.16 ± 0.01	6.44 ± 0.01	5.24 ± 0.01	1.58 ± 0.04	0.00	0.30	P
368	05:40:52.86	-08:05:48.8	... ± ± ...	14.50 ± 0.10	12.46 ± 0.01	11.57 ± 0.01	10.93 ± 0.01	10.21 ± 0.01	6.78 ± 0.02	...	-0.29	P
369	05:40:50.57	-08:05:48.7	... ± ...	14.38 ± 0.05	11.55 ± 0.03	9.37 ± 0.01	8.44 ± 0.01	7.87 ± 0.01	6.93 ± 0.01	3.74 ± 0.01	3.51	-0.10	D
370	05:42:27.57	-08:05:26.2	14.62 ± 0.03	13.61 ± 0.03	13.14 ± 0.04	12.74 ± 0.01	12.49 ± 0.01	12.22 ± 0.03	11.63 ± 0.04	8.41 ± 0.07	0.27	-1.56	D
371	05:40:46.20	-08:05:24.5	10.16 ± 0.02	9.22 ± 0.03	8.59 ± 0.02	7.60 ± 0.01	7.17 ± 0.01	6.82 ± 0.01	6.18 ± 0.01	3.18 ± 0.01	0.06	-1.23	D
372	05:42:07.25	-08:05:24.3	14.39 ± 0.03	13.43 ± 0.03	12.84 ± 0.03	12.08 ± 0.01	11.65 ± 0.01	11.25 ± 0.01	10.62 ± 0.02	8.65 ± 0.09	0.13	-1.17	D
373	05:40:54.01	-08:05:13.0	... ± ...	15.24 ± 0.11	12.66 ± 0.03	10.03 ± 0.01	9.06 ± 0.01	8.32 ± 0.01	7.61 ± 0.01	3.75 ± 0.01	2.78	-0.07	P
374	05:41:09.22	-08:05:07.6	... ± ± ± ...	14.24 ± 0.01	13.62 ± 0.01	13.05 ± 0.04	12.44 ± 0.04	8.91 ± 0.10	...	-0.77	D
375	05:42:19.57	-08:05:07.6	13.84 ± 0.03	12.82 ± 0.03	12.36 ± 0.03	11.62 ± 0.01	11.29 ± 0.01	10.94 ± 0.01	10.57 ± 0.02	8.42 ± 0.07	0.30	-1.63	D
376	05:40:46.81	-08:04:54.6	12.34 ± 0.02	11.10 ± 0.03	10.45 ± 0.02	9.65 ± 0.01	8.97 ± 0.01	8.15 ± 0.01	7.03 ± 0.01	4.44 ± 0.01	0.45	0.18	D
377	05:43:01.76	-08:04:50.1	11.97 ± 0.02	10.96 ± 0.03	10.43 ± 0.02	9.96 ± 0.01	9.89 ± 0.01	9.69 ± 0.01	9.23 ± 0.01	5.26 ± 0.01	0.24	-1.98	D
378	05:41:30.57	-08:04:47.9	12.79 ± 0.03	11.16 ± 0.02	10.10 ± 0.02	8.50 ± 0.01	7.98 ± 0.01	7.45 ± 0.01	6.47 ± 0.01	2.94 ± 0.01	0.63	-0.50	D
379	05:41:30.35	-08:04:42.4	13.96 ± 0.03	12.44 ± 0.04	11.62 ± 0.03	10.97 ± 0.01	10.54 ± 0.01	10.12 ± 0.01	9.43 ± 0.02	... ± ...	0.66	-1.08	D
380	05:40:53.65	-08:04:23.4	16.86 ± 0.18	15.25 ± 0.11	14.14 ± 0.08	13.12 ± 0.01	12.60 ± 0.01	12.06 ± 0.02	11.36 ± 0.02	8.62 ± 0.08	0.57	-0.80	D
381	05:41:28.90	-08:04:13.1	... ± ...	13.48 ± 0.04	... ± ...	11.32 ± 0.01	10.73 ± 0.01	10.27 ± 0.01	9.63 ± 0.01	6.92 ± 0.03	...	-0.91	D
382	05:42:47.43	-08:04:05.4	13.72 ± 0.03	12.92 ± 0.03	12.55 ± 0.03	12.21 ± 0.01	11.91 ± 0.01	11.50 ± 0.01	10.47 ± 0.01	7.27 ± 0.03	0.09	-0.84	D
383	05:40:37.33	-08:04:03.0	9.74 ± 0.02	8.73 ± 0.03	7.93 ± 0.05	6.86 ± 0.01	6.41 ± 0.01	5.98 ± 0.01	4.77 ± 0.01	0.89 ± 0.01	0.03	-0.47	D
384	05:41:30.21	-08:03:41.5	... ± ...	13.08 ± 0.03	10.56 ± 0.02	7.77 ± 0.01	6.89 ± 0.01	6.06 ± 0.01	5.30 ± 0.01	1.77 ± 0.01	2.94	0.00	P
385	05:41:28.97	-08:03:25.8	... ± ± ...	13.79 ± 0.05	12.99 ± 0.01	11.21 ± 0.01	10.09 ± 0.01	9.05 ± 0.01	4.41 ± 0.01	...	1.58	P

Table 1—Continued

Index	R.A. ^a	Decl. ^a	J	H	K_S	[3.6]	[4.5]	[5.8]	[8.0]	[24]	A_K ^b	α_{IRAC} ^c	Class
386	05:41:26.64	-08:03:12.6	... ± ± ...	14.12 ± 0.07	11.04 ± 0.01	10.18 ± 0.01	9.27 ± 0.01	8.23 ± 0.01	3.92 ± 0.01	...	0.41	P
387	05:40:40.97	-08:02:18.6	13.50 ± 0.02	11.79 ± 0.03	10.85 ± 0.02	9.85 ± 0.01	9.50 ± 0.01	9.24 ± 0.01	8.46 ± 0.01	4.88 ± 0.01	0.83	-1.27	D
388	05:42:34.30	-08:02:12.2	14.17 ± 0.03	13.53 ± 0.03	13.14 ± 0.04	12.45 ± 0.01	12.13 ± 0.01	11.73 ± 0.01	10.98 ± 0.02	8.58 ± 0.07	0.00	-1.14	D
389	05:39:22.20	-08:01:34.7	... ± ± ± ...	14.77 ± 0.02	14.40 ± 0.02	14.05 ± 0.11	13.23 ± 0.10	9.28 ± 0.16	...	-1.09	D
390	05:38:51.48	-08:01:27.5	12.97 ± 0.03	11.53 ± 0.03	10.51 ± 0.02	... ± ...	8.90 ± 0.01	... ± ...	7.44 ± 0.01	4.16 ± 0.02	0.43	...	D
391	05:41:49.95	-08:01:26.5	... ± ± ± ...	13.63 ± 0.01	11.93 ± 0.01	11.30 ± 0.01	9.90 ± 0.01	2.27 ± 0.01	...	1.24	P
392	05:41:52.31	-08:01:22.0	... ± ± ± ...	14.54 ± 0.02	14.05 ± 0.01	13.92 ± 0.09	13.84 ± 0.13	6.46 ± 0.02	...	-2.08	P
393	05:41:25.97	-08:01:15.8	... ± ± ± ...	13.48 ± 0.01	12.19 ± 0.01	11.23 ± 0.01	10.09 ± 0.01	5.84 ± 0.02	...	1.00	P
394	05:42:11.05	-08:01:05.5	14.27 ± 0.03	13.51 ± 0.04	13.24 ± 0.03	12.74 ± 0.01	12.44 ± 0.01	12.08 ± 0.02	11.28 ± 0.02	... ± ...	0.11	-1.16	D
395	05:42:05.57	-08:01:05.4	13.28 ± 0.02	12.42 ± 0.03	12.04 ± 0.02	11.63 ± 0.01	11.47 ± 0.01	11.27 ± 0.01	10.79 ± 0.01	7.19 ± 0.03	0.16	-1.87	D
396	05:41:26.40	-08:01:02.1	... ± ± ± ...	14.16 ± 0.01	12.05 ± 0.01	10.74 ± 0.01	9.17 ± 0.01	3.33 ± 0.01	...	2.76	P
397	05:41:27.06	-08:00:54.8	... ± ± ± ...	12.72 ± 0.01	11.42 ± 0.01	10.44 ± 0.01	9.38 ± 0.01	5.10 ± 0.02	...	0.94	P
398	05:40:38.33	-08:00:36.0	... ± ± ...	14.50 ± 0.14	12.00 ± 0.01	10.50 ± 0.01	9.59 ± 0.01	8.54 ± 0.01	3.43 ± 0.01	...	1.04	P
399	05:41:49.72	-08:00:32.1	9.41 ± 0.03	8.54 ± 0.03	7.81 ± 0.02	6.68 ± 0.01	6.16 ± 0.01	5.82 ± 0.01	4.93 ± 0.01	2.16 ± 0.01	0.00	-0.88	D
400	05:41:41.67	-08:00:18.4	16.15 ± 0.09	14.79 ± 0.06	14.11 ± 0.07	13.65 ± 0.01	13.16 ± 0.01	12.68 ± 0.02	11.89 ± 0.03	7.09 ± 0.02	0.57	-0.82	D
401	05:40:59.11	-08:00:14.3	... ± ± ...	14.69 ± 0.13	12.67 ± 0.01	11.80 ± 0.01	11.27 ± 0.01	10.29 ± 0.01	5.87 ± 0.02	...	0.17	P
402	05:41:33.39	-07:59:56.2	13.73 ± 0.03	12.04 ± 0.02	11.22 ± 0.02	9.99 ± 0.01	9.92 ± 0.01	9.07 ± 0.01	8.83 ± 0.01	4.49 ± 0.01	0.88	-1.32	D
403	05:41:54.64	-07:59:12.4	12.36 ± 0.03	11.06 ± 0.02	10.35 ± 0.02	9.62 ± 0.01	9.31 ± 0.01	8.99 ± 0.01	8.44 ± 0.01	5.47 ± 0.01	0.46	-1.48	D
404	05:42:14.58	-07:58:57.9	12.76 ± 0.03	11.85 ± 0.02	11.40 ± 0.02	10.85 ± 0.01	10.52 ± 0.01	10.11 ± 0.01	9.26 ± 0.01	5.95 ± 0.01	0.17	-1.01	D
405	05:42:26.39	-07:58:56.6	12.74 ± 0.03	11.44 ± 0.03	10.83 ± 0.03	10.15 ± 0.01	9.87 ± 0.01	9.52 ± 0.01	8.94 ± 0.01	... ± ...	0.54	-1.44	D
406	05:41:22.86	-07:58:56.0	... ± ± ...	14.04 ± 0.06	11.01 ± 0.01	10.02 ± 0.01	9.27 ± 0.01	8.51 ± 0.01	4.63 ± 0.01	...	-0.00	P
407	05:42:26.49	-07:58:50.9	11.96 ± 0.04	10.73 ± 0.04	9.96 ± 0.04	8.71 ± 0.01	8.27 ± 0.01	7.69 ± 0.01	6.63 ± 0.01	3.04 ± 0.01	0.34	-0.43	D
408	05:42:14.29	-07:58:35.2	11.73 ± 0.03	10.62 ± 0.02	9.89 ± 0.02	9.12 ± 0.01	8.78 ± 0.01	8.40 ± 0.01	7.44 ± 0.01	4.43 ± 0.01	0.20	-0.91	D
409	05:40:25.35	-07:58:32.7	16.60 ± 0.15	15.23 ± 0.11	14.38 ± 0.09	13.70 ± 0.01	13.31 ± 0.01	13.07 ± 0.04	12.37 ± 0.04	... ± ...	0.45	-1.35	D
410	05:42:29.14	-07:58:29.7	12.95 ± 0.03	12.14 ± 0.02	11.78 ± 0.02	11.51 ± 0.01	11.47 ± 0.01	11.33 ± 0.01	11.16 ± 0.02	8.50 ± 0.09	0.11	-2.42	D
411	05:41:43.71	-07:58:22.4	12.34 ± 0.03	11.44 ± 0.03	10.86 ± 0.02	10.13 ± 0.01	9.66 ± 0.01	9.19 ± 0.01	8.37 ± 0.01	5.39 ± 0.01	0.05	-0.82	D
412	05:41:44.80	-07:58:15.3	16.02 ± 0.08	13.37 ± 0.04	12.03 ± 0.03	10.96 ± 0.01	10.48 ± 0.01	9.96 ± 0.01	9.30 ± 0.01	6.81 ± 0.02	1.72	-0.92	D
413	05:41:22.09	-07:58:03.0	16.60 ± 0.13	12.71 ± 0.03	10.53 ± 0.02	8.60 ± 0.01	7.60 ± 0.01	6.72 ± 0.01	5.71 ± 0.01	2.46 ± 0.01	2.69	0.46	P
414	05:40:49.39	-07:57:38.1	... ± ± ...	14.28 ± 0.09	11.82 ± 0.01	11.27 ± 0.01	10.64 ± 0.01	9.54 ± 0.01	6.30 ± 0.02	...	-0.21	D
415	05:40:26.27	-07:57:14.0	... ± ± ...	14.78 ± 0.14	13.64 ± 0.01	13.30 ± 0.01	13.06 ± 0.04	12.97 ± 0.06	9.53 ± 0.20	...	-2.08	D
416	05:41:49.22	-07:57:12.2	13.72 ± 0.03	12.44 ± 0.02	12.00 ± 0.03	11.46 ± 0.01	11.21 ± 0.01	10.95 ± 0.01	10.41 ± 0.01	8.50 ± 0.08	0.61	-1.64	D
417	05:41:21.02	-07:57:06.4	... ± ± ± ...	14.27 ± 0.01	13.43 ± 0.01	12.81 ± 0.03	11.98 ± 0.03	8.23 ± 0.06	...	-0.24	FP
418	05:42:08.83	-07:56:54.7	14.46 ± 0.03	13.66 ± 0.03	13.17 ± 0.04	12.53 ± 0.01	12.18 ± 0.01	11.80 ± 0.02	11.18 ± 0.02	8.70 ± 0.09	0.00	-1.29	D
419	05:41:21.27	-07:56:54.1	... ± ± ± ...	15.30 ± 0.02	14.55 ± 0.02	14.01 ± 0.09	... ± ±	D
420	05:41:26.22	-07:56:51.6	... ± ± ± ± ...	12.16 ± 0.01	10.71 ± 0.01	9.70 ± 0.01	4.29 ± 0.01	P

Table 1—Continued

Index	R.A. ^a	Decl. ^a	J	H	K_S	[3.6]	[4.5]	[5.8]	[8.0]	[24]	A_K^b	α_{IRAC}^c	Class
421	05:40:20.53	-07:56:39.6	12.85 ± 0.03	10.68 ± 0.03	9.40 ± 0.03	6.71 ± 0.01	5.69 ± 0.01	4.88 ± 0.01	3.96 ± 0.01	1.05 ± 0.01	1.17	0.29	D
422	05:40:20.29	-07:56:24.9	13.86 ± 0.03	11.97 ± 0.03	10.91 ± 0.03	10.16 ± 0.01	9.60 ± 0.01	9.05 ± 0.01	8.34 ± 0.02	... ± ...	0.97	-0.75	D
423	05:40:20.88	-07:56:24.7	... ± ...	14.47 ± 0.10	12.37 ± 0.04	9.72 ± 0.01	8.50 ± 0.01	7.41 ± 0.01	6.28 ± 0.01	2.00 ± 0.01	0.82	1.10	P
424	05:42:02.93	-07:56:20.7	11.66 ± 0.03	10.79 ± 0.02	10.31 ± 0.02	9.88 ± 0.01	9.42 ± 0.01	9.21 ± 0.01	8.44 ± 0.01	4.85 ± 0.01	0.09	-1.25	D
425	05:41:45.59	-07:55:55.0	14.01 ± 0.03	13.07 ± 0.02	12.40 ± 0.02	11.63 ± 0.01	11.13 ± 0.01	10.72 ± 0.01	9.76 ± 0.01	7.08 ± 0.02	0.05	-0.72	D
426	05:41:19.87	-07:55:46.6	... ± ± ...	14.29 ± 0.09	10.81 ± 0.01	9.69 ± 0.01	9.12 ± 0.01	8.23 ± 0.01	4.70 ± 0.02	...	0.03	P
427	05:41:26.46	-07:55:41.9	... ± ...	14.98 ± 0.07	13.70 ± 0.05	12.51 ± 0.01	12.02 ± 0.01	11.57 ± 0.01	10.79 ± 0.01	7.30 ± 0.03	1.19	-0.88	D
428	05:40:27.82	-07:55:36.3	13.93 ± 0.03	12.28 ± 0.03	11.39 ± 0.02	10.33 ± 0.01	9.77 ± 0.01	9.39 ± 0.01	8.61 ± 0.01	5.54 ± 0.01	0.77	-0.90	D
429	05:40:24.95	-07:55:35.4	12.45 ± 0.02	11.37 ± 0.03	10.66 ± 0.02	9.52 ± 0.01	8.96 ± 0.01	8.62 ± 0.01	7.98 ± 0.01	5.75 ± 0.01	0.19	-1.10	D
430	05:41:18.89	-07:55:29.1	... ± ...	14.91 ± 0.11	12.65 ± 0.06	10.13 ± 0.01	9.02 ± 0.01	8.02 ± 0.01	7.22 ± 0.01	2.71 ± 0.02	1.58	0.50	P
431	05:41:20.12	-07:55:23.8	14.49 ± 0.03	12.68 ± 0.03	11.73 ± 0.03	10.69 ± 0.01	10.21 ± 0.01	9.84 ± 0.01	9.24 ± 0.01	6.00 ± 0.02	0.95	-1.20	D
432	05:41:25.46	-07:55:19.0	... ± ± ± ...	14.27 ± 0.01	12.98 ± 0.01	12.07 ± 0.02	11.17 ± 0.02	6.64 ± 0.03	...	0.67	P
433	05:41:24.52	-07:55:07.3	... ± ± ± ...	10.65 ± 0.01	8.71 ± 0.01	7.41 ± 0.01	6.16 ± 0.01	1.25 ± 0.01	...	2.23	P
434	05:41:33.22	-07:55:02.1	12.21 ± 0.03	11.17 ± 0.02	10.53 ± 0.02	9.54 ± 0.01	9.15 ± 0.01	8.87 ± 0.01	8.21 ± 0.01	5.54 ± 0.02	0.18	-1.34	D
435	05:41:21.41	-07:55:01.1	... ± ± ± ...	15.90 ± 0.04	15.56 ± 0.05	... ± ± ...	6.69 ± 0.02	D
436	05:40:20.72	-07:54:59.7	13.15 ± 0.03	11.47 ± 0.02	10.42 ± 0.03	8.84 ± 0.01	8.01 ± 0.01	7.43 ± 0.01	6.49 ± 0.01	2.91 ± 0.01	0.71	0.19	P
437	05:40:40.53	-07:54:39.8	... ± ± ± ...	13.84 ± 0.01	12.55 ± 0.01	11.52 ± 0.01	10.13 ± 0.01	4.49 ± 0.01	...	1.37	P
438	05:41:29.96	-07:54:21.1	16.87 ± 0.15	14.38 ± 0.05	12.83 ± 0.03	10.88 ± 0.01	10.19 ± 0.01	9.53 ± 0.01	8.83 ± 0.01	5.98 ± 0.02	1.36	-0.47	D
439	05:41:24.71	-07:54:08.5	... ± ...	15.62 ± 0.17	12.04 ± 0.04	9.44 ± 0.01	8.31 ± 0.01	7.54 ± 0.01	6.59 ± 0.01	3.21 ± 0.01	4.69	0.37	P
440	05:41:28.77	-07:53:51.0	16.62 ± 0.12	14.08 ± 0.04	12.09 ± 0.02	10.41 ± 0.01	9.47 ± 0.01	8.78 ± 0.01	7.96 ± 0.01	4.10 ± 0.02	1.11	-0.06	P
441	05:41:19.45	-07:53:47.7	... ± ...	14.70 ± 0.04	13.37 ± 0.04	12.06 ± 0.01	11.46 ± 0.01	11.00 ± 0.01	10.32 ± 0.01	8.32 ± 0.06	0.98	-0.87	D
442	05:41:16.10	-07:53:47.1	... ± ± ± ...	15.53 ± 0.02	14.33 ± 0.02	13.76 ± 0.06	13.87 ± 0.15	... ±	-0.99	D
443	05:40:14.12	-07:53:46.8	12.73 ± 0.03	11.89 ± 0.03	11.64 ± 0.03	11.33 ± 0.01	11.25 ± 0.01	10.96 ± 0.01	10.14 ± 0.01	6.71 ± 0.02	0.22	-1.45	D
444	05:41:23.68	-07:53:46.8	... ± ± ± ...	12.15 ± 0.01	9.88 ± 0.01	8.55 ± 0.01	7.57 ± 0.01	3.92 ± 0.01	...	2.29	P
445	05:41:23.97	-07:53:42.0	... ± ± ...	13.44 ± 0.06	10.46 ± 0.01	9.24 ± 0.01	8.49 ± 0.01	7.59 ± 0.01	3.63 ± 0.01	...	0.38	P
446	05:41:19.09	-07:53:37.4	... ± ...	15.43 ± 0.09	13.64 ± 0.06	12.34 ± 0.01	11.73 ± 0.01	11.18 ± 0.01	10.49 ± 0.01	7.98 ± 0.06	2.04	-0.71	D
447	05:41:11.81	-07:53:35.8	... ± ± ± ...	14.03 ± 0.01	12.64 ± 0.01	11.54 ± 0.01	10.57 ± 0.01	7.24 ± 0.03	...	1.10	FP
448	05:41:21.73	-07:53:16.3	... ± ...	13.98 ± 0.03	12.51 ± 0.03	11.28 ± 0.01	10.88 ± 0.01	10.36 ± 0.01	9.97 ± 0.01	6.50 ± 0.02	1.94	-1.29	D
449	05:41:20.32	-07:53:10.6	... ± ...	14.67 ± 0.06	12.71 ± 0.03	11.25 ± 0.01	10.55 ± 0.01	9.93 ± 0.01	8.91 ± 0.01	5.23 ± 0.01	2.15	-0.17	P
450	05:39:46.03	-07:53:00.5	13.80 ± 0.03	13.11 ± 0.03	12.83 ± 0.04	12.43 ± 0.01	12.24 ± 0.01	11.97 ± 0.01	11.30 ± 0.02	8.76 ± 0.09	0.02	-1.54	D
451	05:41:24.07	-07:52:48.8	... ± ± ± ...	15.81 ± 0.03	14.15 ± 0.01	13.21 ± 0.04	12.61 ± 0.04	8.28 ± 0.06	...	0.73	FP
452	05:42:04.35	-07:52:24.0	13.45 ± 0.03	12.56 ± 0.02	12.11 ± 0.02	11.62 ± 0.01	11.35 ± 0.01	11.04 ± 0.01	10.41 ± 0.01	7.94 ± 0.05	0.14	-1.45	D
453	05:42:04.45	-07:51:49.7	14.69 ± 0.03	13.88 ± 0.03	13.46 ± 0.04	13.13 ± 0.01	13.01 ± 0.01	12.95 ± 0.04	12.60 ± 0.05	8.68 ± 0.10	0.07	-2.26	D
454	05:41:16.69	-07:51:17.9	14.28 ± 0.03	13.37 ± 0.03	12.73 ± 0.03	12.28 ± 0.01	11.93 ± 0.01	11.60 ± 0.01	11.03 ± 0.01	8.90 ± 0.10	0.03	-1.41	D
455	05:40:20.35	-07:51:14.9	... ± ± ± ...	16.52 ± 0.07	14.55 ± 0.02	13.86 ± 0.07	12.25 ± 0.05	4.51 ± 0.01	...	1.81	P

Table 1—Continued

Index	R.A. ^a	Decl. ^a	J	H	K_S	[3.6]	[4.5]	[5.8]	[8.0]	[24]	A_K ^b	α_{IRAC} ^c	Class
456	05:39:38.36	-07:51:13.1	16.84 ± 0.18	15.79 ± 0.16	14.92 ± 0.17	14.49 ± 0.01	14.14 ± 0.02	13.93 ± 0.07	12.81 ± 0.05	9.56 ± 0.20	0.03	-0.97	D
457	05:41:19.66	-07:50:41.0	... ± ± ...	13.58 ± 0.04	11.12 ± 0.01	10.04 ± 0.01	8.96 ± 0.01	7.42 ± 0.01	2.76 ± 0.01	...	1.40	P
458	05:38:35.18	-07:50:19.6	10.70 ± 0.02	9.97 ± 0.02	9.71 ± 0.02	9.50 ± 0.01	9.29 ± 0.01	8.94 ± 0.01	7.85 ± 0.01	4.02 ± 0.01	0.08	-0.95	D
459	05:40:35.87	-07:50:09.4	... ± ± ± ...	14.46 ± 0.01	13.92 ± 0.01	13.50 ± 0.06	12.79 ± 0.05	... ±	-0.93	D
460	05:38:28.44	-07:50:00.7	15.67 ± 0.08	14.95 ± 0.09	14.57 ± 0.11	13.90 ± 0.01	13.54 ± 0.02	13.28 ± 0.07	12.29 ± 0.06	... ± ...	0.00	-1.03	D
461	05:41:54.06	-07:49:53.2	12.23 ± 0.03	11.45 ± 0.03	11.08 ± 0.02	10.80 ± 0.01	10.72 ± 0.01	10.67 ± 0.01	10.59 ± 0.02	6.52 ± 0.02	0.07	-2.60	D
462	05:41:17.79	-07:49:51.8	15.78 ± 0.08	12.97 ± 0.03	11.44 ± 0.03	10.36 ± 0.01	9.90 ± 0.01	9.46 ± 0.01	9.06 ± 0.01	7.21 ± 0.03	1.80	-1.33	D
463	05:41:25.85	-07:49:50.6	12.62 ± 0.03	11.20 ± 0.02	10.55 ± 0.02	10.11 ± 0.01	9.95 ± 0.01	9.73 ± 0.01	9.02 ± 0.01	4.03 ± 0.01	0.67	-1.59	D
464	05:39:14.84	-07:49:44.1	12.81 ± 0.02	12.13 ± 0.03	11.86 ± 0.03	11.45 ± 0.01	11.13 ± 0.01	10.81 ± 0.01	10.04 ± 0.01	7.22 ± 0.03	0.00	-1.22	D
465	05:40:43.96	-07:49:30.4	... ± ± ± ...	14.32 ± 0.01	13.66 ± 0.01	13.51 ± 0.05	12.63 ± 0.05	5.56 ± 0.01	...	-1.01	P
466	05:41:28.01	-07:49:22.4	15.75 ± 0.06	14.50 ± 0.06	13.58 ± 0.05	11.96 ± 0.01	11.30 ± 0.01	10.66 ± 0.01	9.99 ± 0.01	6.70 ± 0.02	0.26	-0.56	D
467	05:41:22.69	-07:49:16.1	16.78 ± 0.14	13.99 ± 0.03	12.33 ± 0.03	10.96 ± 0.01	10.33 ± 0.01	9.88 ± 0.01	9.27 ± 0.01	6.14 ± 0.02	1.67	-0.93	D
468	05:40:17.15	-07:49:14.4	12.49 ± 0.02	10.85 ± 0.03	9.88 ± 0.02	8.85 ± 0.01	8.50 ± 0.01	7.96 ± 0.01	7.29 ± 0.01	4.05 ± 0.01	0.72	-1.01	D
469	05:40:38.53	-07:49:09.0	... ± ...	14.53 ± 0.07	13.13 ± 0.04	11.96 ± 0.01	11.50 ± 0.01	11.11 ± 0.01	10.41 ± 0.01	7.75 ± 0.05	1.57	-1.08	D
470	05:40:36.35	-07:49:07.0	... ± ± ± ...	14.05 ± 0.01	13.15 ± 0.01	12.20 ± 0.02	10.50 ± 0.01	4.91 ± 0.01	...	1.23	P
471	05:40:18.46	-07:49:06.7	15.03 ± 0.05	13.33 ± 0.03	12.29 ± 0.03	11.22 ± 0.01	10.74 ± 0.01	10.23 ± 0.01	9.50 ± 0.01	6.39 ± 0.02	0.75	-0.85	D
472	05:39:40.22	-07:49:00.0	15.17 ± 0.05	14.46 ± 0.06	14.09 ± 0.08	13.51 ± 0.01	13.10 ± 0.01	12.79 ± 0.03	12.03 ± 0.03	9.00 ± 0.12	0.00	-1.17	D
473	05:40:14.93	-07:48:48.7	... ± ...	15.39 ± 0.14	13.47 ± 0.06	11.10 ± 0.01	9.71 ± 0.01	8.61 ± 0.01	7.48 ± 0.01	1.56 ± 0.01	0.00	1.27	P
474	05:40:43.58	-07:48:47.8	... ± ...	14.14 ± 0.05	11.78 ± 0.03	9.92 ± 0.01	9.14 ± 0.01	8.55 ± 0.01	7.98 ± 0.01	5.48 ± 0.01	2.85	-0.62	D
475	05:40:17.79	-07:48:26.0	15.94 ± 0.09	12.65 ± 0.03	10.49 ± 0.03	7.66 ± 0.01	6.60 ± 0.01	5.72 ± 0.01	4.74 ± 0.01	1.23 ± 0.01	1.95	0.49	P
476	05:40:59.91	-07:48:16.0	13.97 ± 0.03	12.62 ± 0.03	11.89 ± 0.03	10.85 ± 0.01	10.36 ± 0.01	9.93 ± 0.01	9.25 ± 0.01	6.86 ± 0.03	0.51	-1.01	D
477	05:40:57.45	-07:48:08.8	12.91 ± 0.02	11.16 ± 0.03	10.19 ± 0.02	9.27 ± 0.01	8.68 ± 0.01	8.19 ± 0.01	7.31 ± 0.01	3.94 ± 0.01	0.84	-0.60	D
478	05:40:58.89	-07:48:01.5	14.55 ± 0.04	13.18 ± 0.04	12.02 ± 0.04	10.60 ± 0.01	10.03 ± 0.01	9.44 ± 0.01	8.62 ± 0.01	6.03 ± 0.02	0.23	-0.56	D
479	05:40:38.46	-07:47:46.8	... ± ...	13.50 ± 0.04	11.42 ± 0.03	9.69 ± 0.01	9.12 ± 0.01	8.75 ± 0.01	8.08 ± 0.01	5.45 ± 0.02	2.87	-1.04	D
480	05:40:06.26	-07:47:44.5	12.98 ± 0.02	12.23 ± 0.03	11.98 ± 0.03	11.76 ± 0.01	11.64 ± 0.01	11.56 ± 0.01	10.90 ± 0.03	5.93 ± 0.01	0.11	-1.88	D
481	05:41:06.99	-07:47:16.1	13.55 ± 0.02	13.01 ± 0.03	12.64 ± 0.03	12.26 ± 0.01	12.17 ± 0.01	11.97 ± 0.02	11.54 ± 0.02	6.98 ± 0.03	0.00	-2.00	D
482	05:40:02.37	-07:47:12.2	... ± ± ± ...	14.47 ± 0.01	13.53 ± 0.01	12.60 ± 0.03	11.67 ± 0.04	8.58 ± 0.08	...	0.39	FP
483	05:41:05.46	-07:47:07.6	12.65 ± 0.02	11.23 ± 0.03	10.26 ± 0.02	9.10 ± 0.01	8.70 ± 0.01	8.39 ± 0.01	7.89 ± 0.01	4.98 ± 0.01	0.44	-1.46	D
484	05:38:36.58	-07:46:34.4	11.85 ± 0.02	11.05 ± 0.02	10.72 ± 0.02	10.29 ± 0.01	10.04 ± 0.01	9.70 ± 0.01	9.00 ± 0.01	6.76 ± 0.02	0.11	-1.35	D
485	05:40:49.32	-07:46:32.5	14.00 ± 0.03	12.40 ± 0.03	11.72 ± 0.02	11.40 ± 0.01	11.26 ± 0.01	11.12 ± 0.01	10.70 ± 0.01	5.24 ± 0.01	0.87	-2.04	D
486	05:41:07.06	-07:46:22.4	13.46 ± 0.02	12.54 ± 0.03	12.08 ± 0.03	11.57 ± 0.01	11.31 ± 0.01	10.89 ± 0.01	10.22 ± 0.01	7.40 ± 0.03	0.16	-1.26	D
487	05:41:04.62	-07:45:40.1	11.63 ± 0.03	10.67 ± 0.03	10.30 ± 0.02	10.11 ± 0.01	10.03 ± 0.01	9.92 ± 0.01	9.80 ± 0.01	6.17 ± 0.02	0.30	-2.47	D
488	05:40:44.15	-07:45:09.7	13.05 ± 0.03	11.37 ± 0.02	10.57 ± 0.02	9.30 ± 0.01	8.89 ± 0.01	8.45 ± 0.01	8.06 ± 0.01	5.72 ± 0.01	0.88	-1.40	D
489	05:40:42.91	-07:45:01.9	... ± ...	15.52 ± 0.15	14.36 ± 0.09	12.24 ± 0.01	11.41 ± 0.01	10.52 ± 0.01	9.03 ± 0.01	4.47 ± 0.01	0.00	0.83	P
490	05:40:41.23	-07:44:57.2	16.31 ± 0.13	14.86 ± 0.09	13.98 ± 0.07	13.19 ± 0.01	12.79 ± 0.01	12.43 ± 0.02	11.80 ± 0.02	9.12 ± 0.13	0.53	-1.25	D

Table 1—Continued

Index	R.A. ^a	Decl. ^a	J	H	K_S	[3.6]	[4.5]	[5.8]	[8.0]	[24]	A_K ^b	α_{IRAC} ^c	Class
491	05:40:44.25	-07:44:43.5	15.25 ± 0.06	13.45 ± 0.03	12.61 ± 0.03	11.82 ± 0.01	11.41 ± 0.01	10.90 ± 0.01	10.06 ± 0.01	7.04 ± 0.02	1.02	-0.80	D
492	05:38:24.90	-07:44:37.1	15.94 ± 0.10	15.18 ± 0.10	14.61 ± 0.13	13.92 ± 0.01	13.51 ± 0.01	13.23 ± 0.04	12.68 ± 0.04	... ± ...	0.00	-1.44	D
493	05:38:47.82	-07:44:32.6	12.28 ± 0.02	11.38 ± 0.03	10.71 ± 0.02	9.77 ± 0.01	9.33 ± 0.01	8.93 ± 0.01	8.28 ± 0.01	5.79 ± 0.02	0.00	-1.14	D
494	05:40:44.36	-07:44:16.7	15.54 ± 0.06	13.67 ± 0.04	12.58 ± 0.03	11.66 ± 0.01	10.86 ± 0.01	10.44 ± 0.01	9.42 ± 0.01	6.22 ± 0.02	0.92	-0.35	D
495	05:39:36.30	-07:43:51.1	12.07 ± 0.02	11.15 ± 0.02	10.66 ± 0.02	9.91 ± 0.01	9.57 ± 0.01	9.25 ± 0.01	8.55 ± 0.01	5.01 ± 0.02	0.15	-1.29	D
496	05:41:04.07	-07:43:38.4	13.31 ± 0.03	12.14 ± 0.03	11.59 ± 0.03	10.93 ± 0.01	10.63 ± 0.01	10.26 ± 0.01	9.52 ± 0.01	6.86 ± 0.03	0.41	-1.21	D
497	05:40:59.82	-07:43:14.5	14.76 ± 0.04	14.14 ± 0.04	13.61 ± 0.06	13.11 ± 0.01	12.83 ± 0.01	12.53 ± 0.02	11.88 ± 0.03	9.15 ± 0.15	0.00	-1.43	D
498	05:40:24.62	-07:43:08.3	... ± ...	15.28 ± 0.11	12.71 ± 0.04	10.30 ± 0.01	9.20 ± 0.01	8.34 ± 0.01	7.50 ± 0.01	3.28 ± 0.01	2.36	0.34	P
499	05:41:27.01	-07:42:33.8	... ± ± ± ...	13.57 ± 0.01	12.63 ± 0.01	11.73 ± 0.01	10.85 ± 0.02	7.27 ± 0.03	...	0.28	FP
500	05:41:30.06	-07:40:43.7	... ± ± ± ...	14.29 ± 0.01	13.43 ± 0.01	12.49 ± 0.03	11.67 ± 0.04	8.24 ± 0.07	...	0.19	FP
501	05:40:23.59	-07:40:25.2	... ± ...	15.95 ± 0.20	14.19 ± 0.07	13.10 ± 0.01	12.68 ± 0.01	12.27 ± 0.02	11.64 ± 0.02	8.34 ± 0.06	2.57	-1.16	D
502	05:40:27.80	-07:39:49.4	... ± ...	14.81 ± 0.09	13.34 ± 0.04	12.10 ± 0.01	11.65 ± 0.01	11.25 ± 0.01	10.74 ± 0.01	8.49 ± 0.07	1.75	-1.27	D
503	05:40:35.67	-07:39:46.9	14.73 ± 0.03	12.77 ± 0.03	11.68 ± 0.03	10.85 ± 0.01	10.43 ± 0.01	10.00 ± 0.01	9.24 ± 0.01	6.27 ± 0.02	1.04	-0.99	D
504	05:40:37.39	-07:39:36.3	... ± ± ± ...	11.27 ± 0.01	10.78 ± 0.01	10.33 ± 0.01	9.69 ± 0.01	6.77 ± 0.02	...	-1.02	D
505	05:37:55.41	-07:39:29.3	15.55 ± 0.06	14.11 ± 0.04	13.20 ± 0.04	11.99 ± 0.01	11.41 ± 0.01	10.89 ± 0.01	10.03 ± 0.01	7.30 ± 0.03	0.51	-0.60	D
506	05:38:26.02	-07:37:59.1	12.00 ± 0.02	11.20 ± 0.03	10.89 ± 0.02	10.37 ± 0.01	9.95 ± 0.01	9.65 ± 0.01	8.87 ± 0.01	6.06 ± 0.02	0.13	0.15	D
507	05:40:33.19	-07:37:43.6	... ± ± ± ...	14.25 ± 0.01	13.53 ± 0.01	12.97 ± 0.04	12.48 ± 0.04	9.09 ± 0.13	...	-0.82	D
508	05:39:59.24	-07:37:32.9	9.57 ± 0.02	9.18 ± 0.02	9.05 ± 0.02	8.54 ± 0.01	8.13 ± 0.01	7.64 ± 0.01	5.94 ± 0.01	2.48 ± 0.01	0.00	0.10	D
509	05:40:26.09	-07:37:32.0	... ± ± ± ...	14.07 ± 0.01	12.00 ± 0.01	10.77 ± 0.01	9.34 ± 0.01	3.30 ± 0.01	...	2.46	P
510	05:40:31.26	-07:37:01.2	14.91 ± 0.04	12.54 ± 0.03	11.12 ± 0.03	10.24 ± 0.01	9.64 ± 0.01	9.21 ± 0.01	8.26 ± 0.01	5.06 ± 0.02	1.31	-0.60	D
511	05:37:53.27	-07:33:45.0	14.35 ± 0.04	13.80 ± 0.04	13.41 ± 0.05	12.99 ± 0.01	12.74 ± 0.01	12.60 ± 0.02	12.12 ± 0.03	9.11 ± 0.13	0.00	-1.86	D
512	05:40:13.79	-07:32:16.1	12.79 ± 0.02	11.67 ± 0.03	11.10 ± 0.02	10.17 ± 0.01	9.61 ± 0.01	8.90 ± 0.01	7.59 ± 0.01	3.04 ± 0.01	0.35	0.12	D
513	05:40:54.27	-07:31:48.2	15.90 ± 0.08	14.78 ± 0.06	14.25 ± 0.08	13.62 ± 0.01	13.28 ± 0.01	12.93 ± 0.03	12.44 ± 0.05	9.37 ± 0.16	0.37	-1.48	D
514	05:39:58.70	-07:31:12.1	... ± ± ...	14.14 ± 0.09	11.50 ± 0.01	10.51 ± 0.01	9.88 ± 0.01	9.11 ± 0.01	4.39 ± 0.01	...	-0.14	P
515	05:39:53.55	-07:30:57.0	... ± ± ± ...	15.77 ± 0.04	14.40 ± 0.03	13.23 ± 0.06	... ± ±	D
516	05:38:32.65	-07:30:52.1	12.71 ± 0.02	11.98 ± 0.03	11.63 ± 0.02	11.23 ± 0.01	10.95 ± 0.01	10.67 ± 0.01	10.12 ± 0.01	8.45 ± 0.07	0.00	-1.56	D
517	05:40:11.56	-07:30:40.8	13.78 ± 0.02	12.47 ± 0.03	11.81 ± 0.03	11.06 ± 0.01	10.62 ± 0.01	10.23 ± 0.01	9.47 ± 0.01	6.73 ± 0.04	0.52	-1.03	D
518	05:39:55.95	-07:30:28.0	... ± ± ± ...	12.09 ± 0.01	10.20 ± 0.01	9.39 ± 0.01	8.92 ± 0.01	0.19 ± 0.01	...	0.65	P
519	05:39:56.86	-07:30:24.4	... ± ± ± ...	14.03 ± 0.01	12.44 ± 0.01	11.52 ± 0.02	... ± ±	P
520	05:39:54.98	-07:30:20.0	... ± ± ...	13.99 ± 0.07	10.75 ± 0.01	9.33 ± 0.01	8.41 ± 0.01	7.68 ± 0.01	... ±	0.62	D
521	05:39:56.18	-07:30:14.9	... ± ± ± ...	14.02 ± 0.01	12.99 ± 0.01	12.39 ± 0.03	12.03 ± 0.03	... ±	-0.60	D
522	05:36:11.70	-07:30:11.2	13.95 ± 0.03	13.25 ± 0.04	12.90 ± 0.02	12.49 ± 0.01	12.17 ± 0.01	... ± ...	11.15 ± 0.03	8.60 ± 0.10	0.00	...	D
523	05:39:53.46	-07:30:09.5	... ± ...	14.66 ± 0.06	12.50 ± 0.04	10.92 ± 0.01	10.23 ± 0.01	9.60 ± 0.01	8.82 ± 0.01	5.94 ± 0.02	2.69	-0.43	D
524	05:39:56.75	-07:30:06.1	... ± ± ...	14.42 ± 0.11	12.47 ± 0.01	11.47 ± 0.01	10.52 ± 0.01	9.37 ± 0.01	4.58 ± 0.01	...	0.71	P
525	05:40:44.67	-07:29:54.5	12.45 ± 0.02	11.24 ± 0.03	10.54 ± 0.02	9.06 ± 0.01	8.11 ± 0.01	7.51 ± 0.01	6.58 ± 0.01	3.49 ± 0.01	0.36	-0.04	D

Table 1—Continued

Index	R.A. ^a	Decl. ^a	J	H	K_S	[3.6]	[4.5]	[5.8]	[8.0]	[24]	A_K^b	α_{IRAC}^c	Class
526	05:39:55.06	-07:29:37.0	... ± ...	15.38 ± 0.13	13.48 ± 0.06	12.18 ± 0.01	11.56 ± 0.01	10.97 ± 0.01	10.22 ± 0.01	5.66 ± 0.02	2.27	-0.59	D
527	05:39:57.41	-07:29:33.4	... ± ± ± ± ...	13.64 ± 0.02	11.55 ± 0.02	9.61 ± 0.01	3.72 ± 0.01	P
528	05:40:05.90	-07:29:32.9	... ± ± ± ...	15.11 ± 0.02	14.38 ± 0.02	13.42 ± 0.06	10.49 ± 0.01	6.83 ± 0.02	...	2.43	P
529	05:39:57.97	-07:28:57.5	... ± ± ...	14.45 ± 0.10	12.04 ± 0.01	11.31 ± 0.01	10.48 ± 0.01	9.63 ± 0.01	5.62 ± 0.02	...	-0.03	P
530	05:40:15.30	-07:28:46.8	14.04 ± 0.03	12.27 ± 0.03	11.25 ± 0.02	9.92 ± 0.01	9.29 ± 0.01	8.47 ± 0.01	7.29 ± 0.01	4.09 ± 0.01	0.83	0.20	D
531	05:37:38.19	-07:28:19.2	... ± ± ± ...	15.78 ± 0.03	14.16 ± 0.02	12.72 ± 0.03	11.31 ± 0.02	7.74 ± 0.04	...	2.28	FP
532	05:38:54.49	-07:27:51.8	12.19 ± 0.02	10.73 ± 0.03	9.79 ± 0.02	8.58 ± 0.01	7.97 ± 0.01	7.51 ± 0.01	6.74 ± 0.01	3.24 ± 0.01	0.52	-0.75	D
533	05:39:54.73	-07:27:44.1	... ± ...	15.14 ± 0.09	12.00 ± 0.03	9.52 ± 0.01	8.66 ± 0.01	8.03 ± 0.01	7.46 ± 0.01	4.77 ± 0.02	4.46	-0.50	D
534	05:40:07.97	-07:27:41.2	... ± ...	14.30 ± 0.05	12.59 ± 0.03	11.00 ± 0.01	10.17 ± 0.01	9.36 ± 0.01	8.35 ± 0.01	5.50 ± 0.02	1.12	0.20	D
535	05:40:10.34	-07:27:38.2	12.87 ± 0.02	10.97 ± 0.03	9.96 ± 0.02	9.05 ± 0.01	8.59 ± 0.01	7.93 ± 0.01	6.73 ± 0.01	3.01 ± 0.03	1.02	-0.15	D
536	05:40:27.43	-07:27:29.8	... ± ± ...	9.69 ± 0.09	5.50 ± 0.01	... ± ...	2.47 ± 0.01	... ± ±	P
537	05:40:08.78	-07:27:27.7	... ± ...	15.76 ± 0.17	13.96 ± 0.08	11.97 ± 0.01	10.78 ± 0.01	9.76 ± 0.01	8.79 ± 0.01	3.92 ± 0.01	0.21	0.80	P
538	05:40:12.21	-07:27:02.5	14.24 ± 0.03	13.03 ± 0.03	12.28 ± 0.03	11.48 ± 0.01	10.98 ± 0.01	10.43 ± 0.01	9.62 ± 0.01	6.84 ± 0.05	0.33	-0.69	D
539	05:39:15.06	-07:26:59.8	15.19 ± 0.06	13.78 ± 0.04	12.91 ± 0.04	11.83 ± 0.01	11.34 ± 0.01	10.81 ± 0.01	9.95 ± 0.01	6.72 ± 0.03	0.50	-0.68	D
540	05:39:22.30	-07:26:44.5	10.46 ± 0.03	9.17 ± 0.03	8.17 ± 0.03	7.01 ± 0.01	6.40 ± 0.01	6.00 ± 0.01	5.18 ± 0.01	1.76 ± 0.01	0.23	-0.78	D
541	05:39:58.13	-07:26:41.2	... ± ± ...	14.12 ± 0.08	11.04 ± 0.01	9.84 ± 0.01	9.07 ± 0.01	8.41 ± 0.01	5.89 ± 0.02	...	0.12	D
542	05:39:20.11	-07:26:37.1	... ± ± ± ...	14.93 ± 0.03	13.91 ± 0.03	13.34 ± 0.13	... ± ±	D
543	05:39:49.16	-07:26:36.7	... ± ± ± ...	15.59 ± 0.02	14.87 ± 0.03	14.25 ± 0.09	13.95 ± 0.16	... ±	-0.94	D
544	05:39:37.77	-07:26:23.1	16.23 ± 0.12	13.50 ± 0.03	12.12 ± 0.03	11.34 ± 0.01	11.08 ± 0.01	10.86 ± 0.01	10.86 ± 0.01	7.48 ± 0.04	1.80	-2.28	D
545	05:39:19.61	-07:26:18.8	14.82 ± 0.07	13.00 ± 0.06	11.27 ± 0.04	9.06 ± 0.01	7.95 ± 0.01	7.01 ± 0.01	6.28 ± 0.01	2.20 ± 0.01	0.38	0.34	P
546	05:39:49.09	-07:26:17.2	... ± ± ± ...	12.54 ± 0.01	11.61 ± 0.01	10.79 ± 0.01	10.40 ± 0.01	7.07 ± 0.03	...	-0.36	D
547	05:39:35.48	-07:26:16.5	15.38 ± 0.06	12.98 ± 0.04	11.81 ± 0.03	10.92 ± 0.01	10.57 ± 0.01	10.22 ± 0.01	9.78 ± 0.01	8.25 ± 0.06	1.55	-1.52	D
548	05:39:27.06	-07:26:13.4	15.81 ± 0.08	14.08 ± 0.04	13.09 ± 0.04	12.32 ± 0.01	11.90 ± 0.01	11.50 ± 0.01	10.90 ± 0.01	8.09 ± 0.05	0.81	-1.21	D
549	05:39:58.14	-07:26:13.3	... ± ± ± ...	15.15 ± 0.02	13.97 ± 0.02	13.21 ± 0.05	12.36 ± 0.04	... ±	0.30	D
550	05:39:34.32	-07:26:11.4	... ± ...	14.38 ± 0.06	12.80 ± 0.04	10.58 ± 0.01	9.61 ± 0.01	8.77 ± 0.01	7.81 ± 0.01	4.32 ± 0.02	0.40	0.33	P
551	05:39:19.98	-07:26:11.2	... ± ± ± ...	12.27 ± 0.02	10.08 ± 0.01	9.24 ± 0.01	8.59 ± 0.01	1.56 ± 0.01	...	1.18	P
552	05:39:18.06	-07:26:11.1	15.94 ± 0.10	13.29 ± 0.03	11.78 ± 0.03	10.67 ± 0.01	10.02 ± 0.01	9.53 ± 0.01	8.85 ± 0.01	5.51 ± 0.02	1.60	-0.77	D
553	05:39:40.50	-07:26:03.5	... ± ± ...	14.32 ± 0.10	12.70 ± 0.01	12.01 ± 0.01	11.43 ± 0.01	10.70 ± 0.01	8.18 ± 0.06	...	-0.56	D
554	05:35:19.54	-07:26:01.6	15.41 ± 0.05	14.74 ± 0.06	14.51 ± 0.06	14.31 ± 0.02	13.80 ± 0.02	14.33 ± 0.16	... ± ± ...	0.02	...	D
555	05:39:16.87	-07:26:00.2	... ± ± ± ...	14.89 ± 0.02	14.27 ± 0.01	13.68 ± 0.08	12.92 ± 0.05	... ±	-0.57	D
556	05:40:20.40	-07:25:54.0	12.67 ± 0.02	11.85 ± 0.03	11.59 ± 0.03	11.44 ± 0.01	11.38 ± 0.01	11.29 ± 0.01	11.00 ± 0.02	6.03 ± 0.01	0.19	-2.33	D
557	05:39:27.36	-07:25:53.7	... ± ...	15.69 ± 0.16	14.13 ± 0.07	13.20 ± 0.01	12.83 ± 0.01	12.57 ± 0.02	11.99 ± 0.03	8.39 ± 0.06	2.23	-1.47	D
558	05:39:56.50	-07:25:51.5	... ± ± ...	12.79 ± 0.04	10.33 ± 0.01	9.43 ± 0.01	8.62 ± 0.01	7.90 ± 0.01	4.53 ± 0.01	...	-0.05	P
559	05:40:05.14	-07:25:43.8	... ± ...	15.40 ± 0.12	13.48 ± 0.05	11.49 ± 0.01	10.70 ± 0.01	10.12 ± 0.01	9.53 ± 0.01	6.80 ± 0.03	1.77	-0.62	D
560	05:40:01.37	-07:25:38.6	... ± ± ± ...	15.52 ± 0.03	14.78 ± 0.02	14.55 ± 0.17	13.36 ± 0.09	6.21 ± 0.02	...	-0.48	P

Table 1—Continued

Index	R.A. ^a	Decl. ^a	J	H	K_S	[3.6]	[4.5]	[5.8]	[8.0]	[24]	A_K ^b	α_{IRAC} ^c	Class
561	05:39:58.91	-07:25:33.5	14.76 ± 0.06	12.35 ± 0.04	10.78 ± 0.03	10.21 ± 0.01	9.57 ± 0.01	8.94 ± 0.01	7.86 ± 0.01	4.10 ± 0.01	1.25	-0.14	D
562	05:39:57.90	-07:25:13.1	... ± ...	15.51 ± 0.15	13.00 ± 0.04	10.55 ± 0.01	9.66 ± 0.01	8.86 ± 0.01	8.19 ± 0.01	4.55 ± 0.01	2.89	-0.13	P
563	05:39:55.33	-07:24:39.8	... ± ± ± ...	13.89 ± 0.01	13.39 ± 0.01	12.77 ± 0.03	12.08 ± 0.03	... ±	-0.73	D
564	05:36:10.74	-07:24:28.5	... ± ± ± ...	13.90 ± 0.01	12.99 ± 0.01	12.11 ± 0.03	11.05 ± 0.02	6.95 ± 0.04	...	0.43	P
565	05:40:24.01	-07:24:28.3	... ± ± ± ...	14.85 ± 0.02	13.37 ± 0.01	12.54 ± 0.03	11.76 ± 0.05	... ±	0.61	D
566	05:39:38.37	-07:24:23.9	15.52 ± 0.07	13.89 ± 0.04	13.01 ± 0.05	12.18 ± 0.01	11.71 ± 0.01	11.19 ± 0.01	10.41 ± 0.01	6.99 ± 0.01	0.76	-0.80	D
567	05:39:55.44	-07:24:19.5	... ± ± ...	14.09 ± 0.08	12.37 ± 0.01	11.36 ± 0.01	10.48 ± 0.01	9.67 ± 0.01	6.05 ± 0.02	...	0.25	P
568	05:39:38.48	-07:24:16.9	15.26 ± 0.06	13.40 ± 0.04	12.59 ± 0.03	11.87 ± 0.01	11.58 ± 0.01	11.17 ± 0.01	10.58 ± 0.01	7.88 ± 0.03	1.11	-1.34	D
569	05:37:37.00	-07:24:16.7	13.27 ± 0.03	11.90 ± 0.03	11.08 ± 0.02	9.99 ± 0.01	9.42 ± 0.01	8.98 ± 0.01	8.24 ± 0.01	5.18 ± 0.01	0.49	-0.85	D
570	05:39:28.34	-07:24:15.5	15.43 ± 0.07	14.86 ± 0.08	14.33 ± 0.10	13.47 ± 0.01	13.05 ± 0.01	12.61 ± 0.02	11.91 ± 0.03	9.19 ± 0.13	0.00	-1.05	D
571	05:39:48.39	-07:24:14.9	16.78 ± 0.19	13.62 ± 0.04	11.56 ± 0.03	9.45 ± 0.01	8.68 ± 0.01	8.23 ± 0.01	7.68 ± 0.01	4.95 ± 0.01	1.84	-0.85	D
572	05:39:54.58	-07:24:14.8	16.56 ± 0.16	14.16 ± 0.04	12.40 ± 0.03	10.64 ± 0.01	9.71 ± 0.01	8.98 ± 0.01	7.96 ± 0.01	4.63 ± 0.02	1.11	0.20	P
573	05:40:06.57	-07:24:01.7	13.08 ± 0.07	11.41 ± 0.06	10.55 ± 0.06	9.41 ± 0.01	8.86 ± 0.01	8.23 ± 0.01	7.48 ± 0.01	... ± ...	0.84	-0.60	D
574	05:40:06.54	-07:23:58.7	13.37 ± 0.03	11.62 ± 0.03	10.87 ± 0.03	9.72 ± 0.01	9.23 ± 0.01	... ± ...	7.75 ± 0.01	4.77 ± 0.01	1.02	...	D
575	05:39:50.65	-07:23:30.5	14.43 ± 0.04	12.03 ± 0.03	10.62 ± 0.02	9.40 ± 0.01	8.66 ± 0.01	7.90 ± 0.01	6.88 ± 0.01	3.00 ± 0.01	1.35	0.05	P
576	05:39:42.45	-07:23:16.5	15.72 ± 0.08	13.20 ± 0.04	11.76 ± 0.03	10.25 ± 0.01	9.60 ± 0.01	9.02 ± 0.01	8.32 ± 0.01	6.08 ± 0.02	1.50	0.63	D
577	05:39:33.30	-07:22:57.4	... ± ± ± ...	14.41 ± 0.01	12.64 ± 0.01	11.56 ± 0.01	10.67 ± 0.01	6.12 ± 0.01	...	1.36	P
578	05:40:43.99	-07:22:42.9	... ± ± ± ...	13.70 ± 0.01	12.73 ± 0.01	11.75 ± 0.02	10.73 ± 0.02	7.24 ± 0.04	...	0.58	FP
579	05:39:45.82	-07:22:37.2	14.44 ± 0.04	12.04 ± 0.03	10.67 ± 0.03	9.39 ± 0.01	8.81 ± 0.01	8.38 ± 0.01	7.92 ± 0.01	5.88 ± 0.02	1.39	-1.16	D
580	05:38:44.29	-07:22:27.9	... ± ...	15.24 ± 0.11	14.05 ± 0.08	13.02 ± 0.01	12.53 ± 0.01	12.17 ± 0.02	11.75 ± 0.02	9.07 ± 0.13	0.98	-1.40	D
581	05:40:45.09	-07:22:25.1	11.74 ± 0.02	10.50 ± 0.03	9.50 ± 0.02	8.10 ± 0.01	8.06 ± 0.01	7.06 ± 0.01	6.49 ± 0.01	3.63 ± 0.01	0.19	-0.79	D
582	05:39:32.31	-07:22:24.2	... ± ± ...	11.99 ± 0.04	10.89 ± 0.01	10.31 ± 0.01	9.77 ± 0.01	8.87 ± 0.01	5.73 ± 0.01	...	-0.53	D
583	05:39:46.97	-07:22:24.1	16.84 ± 0.19	14.67 ± 0.07	13.33 ± 0.05	12.23 ± 0.01	11.76 ± 0.01	11.47 ± 0.01	10.81 ± 0.01	7.43 ± 0.04	1.12	-1.25	D
584	05:38:04.14	-07:22:04.3	13.18 ± 0.02	12.30 ± 0.03	11.79 ± 0.02	11.17 ± 0.01	10.76 ± 0.01	10.44 ± 0.01	9.73 ± 0.01	6.54 ± 0.02	0.09	-1.21	D
585	05:37:22.68	-07:21:24.8	14.49 ± 0.04	13.64 ± 0.04	13.30 ± 0.05	12.60 ± 0.01	12.33 ± 0.01	12.14 ± 0.02	11.56 ± 0.03	8.03 ± 0.05	0.17	-1.66	D
586	05:38:52.38	-07:21:09.4	10.24 ± 0.02	8.87 ± 0.03	8.03 ± 0.03	7.19 ± 0.01	6.86 ± 0.01	6.53 ± 0.01	5.69 ± 0.01	2.46 ± 0.01	0.46	-1.13	D
587	05:38:52.01	-07:21:06.1	... ± ...	13.54 ± 0.16	11.81 ± 0.04	9.58 ± 0.01	8.69 ± 0.01	7.84 ± 0.01	6.88 ± 0.01	3.46 ± 0.02	1.01	0.25	P
588	05:38:19.16	-07:20:50.7	13.18 ± 0.02	12.03 ± 0.02	11.45 ± 0.02	10.61 ± 0.01	10.10 ± 0.01	9.61 ± 0.01	8.67 ± 0.01	5.89 ± 0.01	0.39	-0.63	D
589	05:35:39.35	-07:20:38.4	13.73 ± 0.03	13.10 ± 0.03	12.86 ± 0.03	12.49 ± 0.01	12.27 ± 0.01	12.01 ± 0.02	11.40 ± 0.02	8.72 ± 0.09	0.00	-1.60	D
590	05:39:28.59	-07:20:31.1	... ± ...	15.01 ± 0.09	12.93 ± 0.04	11.25 ± 0.01	10.51 ± 0.01	9.83 ± 0.01	8.99 ± 0.01	5.36 ± 0.01	2.32	-0.24	D
591	05:38:50.52	-07:20:29.9	14.81 ± 0.05	13.62 ± 0.04	12.73 ± 0.03	11.73 ± 0.01	11.13 ± 0.01	10.79 ± 0.01	10.19 ± 0.01	7.01 ± 0.08	0.20	-1.11	D
592	05:39:39.03	-07:20:29.0	16.37 ± 0.12	13.51 ± 0.03	12.09 ± 0.03	11.08 ± 0.01	10.75 ± 0.01	10.47 ± 0.01	10.19 ± 0.01	8.07 ± 0.05	1.93	-1.81	D
593	05:39:38.48	-07:20:24.8	16.06 ± 0.12	13.24 ± 0.04	11.89 ± 0.03	10.88 ± 0.01	10.57 ± 0.01	10.27 ± 0.01	9.92 ± 0.01	7.26 ± 0.03	1.95	-1.74	D
594	05:39:18.36	-07:20:23.6	16.20 ± 0.12	15.13 ± 0.11	14.73 ± 0.12	14.37 ± 0.01	14.03 ± 0.01	13.80 ± 0.06	13.25 ± 0.08	6.86 ± 0.03	0.40	-1.58	P
595	05:39:00.94	-07:20:22.6	... ± ...	15.93 ± 0.18	14.91 ± 0.17	13.52 ± 0.01	11.78 ± 0.01	10.39 ± 0.01	9.06 ± 0.01	3.99 ± 0.01	0.00	2.25	P

Table 1—Continued

Index	R.A. ^a	Decl. ^a	J	H	K_S	[3.6]	[4.5]	[5.8]	[8.0]	[24]	A_K^b	α_{IRAC}^c	Class
596	05:39:43.39	-07:20:21.1	14.00 ± 0.04	12.33 ± 0.03	11.45 ± 0.03	10.19 ± 0.01	9.87 ± 0.01	9.41 ± 0.01	8.73 ± 0.01	6.32 ± 0.02	0.82	-1.14	D
597	05:38:50.01	-07:20:18.5	11.51 ± 0.03	10.29 ± 0.03	9.47 ± 0.02	8.86 ± 0.01	8.45 ± 0.01	8.03 ± 0.01	7.21 ± 0.01	3.41 ± 0.01	0.29	-0.95	D
598	05:39:44.28	-07:20:10.5	14.37 ± 0.03	12.59 ± 0.03	11.75 ± 0.03	10.82 ± 0.01	10.33 ± 0.01	9.87 ± 0.01	9.13 ± 0.01	6.45 ± 0.02	0.99	-0.90	D
599	05:39:15.21	-07:19:32.9	... ± ± ± ...	13.68 ± 0.01	13.21 ± 0.01	12.45 ± 0.03	11.71 ± 0.02	7.59 ± 0.04	...	-0.50	D
600	05:39:35.45	-07:19:25.9	... ± ...	15.53 ± 0.14	14.27 ± 0.09	13.34 ± 0.01	12.82 ± 0.01	12.33 ± 0.02	11.51 ± 0.02	8.94 ± 0.11	1.07	-0.74	D
601	05:40:13.90	-07:19:25.7	14.00 ± 0.03	12.50 ± 0.03	11.42 ± 0.03	9.91 ± 0.01	9.20 ± 0.01	8.59 ± 0.01	7.89 ± 0.01	3.99 ± 0.02	0.45	-0.53	D
602	05:39:45.13	-07:19:13.5	... ± ± ± ...	14.42 ± 0.01	13.33 ± 0.01	12.20 ± 0.02	10.70 ± 0.01	6.56 ± 0.02	...	1.44	P
603	05:40:16.82	-07:19:07.0	13.14 ± 0.03	12.33 ± 0.03	11.74 ± 0.03	11.17 ± 0.01	10.83 ± 0.01	10.59 ± 0.01	9.98 ± 0.01	7.22 ± 0.03	0.00	-1.50	D
604	05:39:48.60	-07:19:05.1	16.72 ± 0.18	15.40 ± 0.12	14.23 ± 0.09	13.21 ± 0.01	12.73 ± 0.01	12.36 ± 0.02	11.51 ± 0.04	8.26 ± 0.06	0.16	-0.92	D
605	05:37:19.88	-07:18:57.6	12.69 ± 0.02	12.00 ± 0.02	11.57 ± 0.02	11.00 ± 0.01	10.55 ± 0.01	10.28 ± 0.01	9.58 ± 0.01	6.98 ± 0.02	0.00	-1.26	D
606	05:36:19.55	-07:18:38.9	... ± ± ± ...	14.50 ± 0.01	13.36 ± 0.01	12.35 ± 0.02	11.38 ± 0.02	8.26 ± 0.07	...	0.73	FP
607	05:38:35.62	-07:18:23.6	... ± ± ± ...	14.91 ± 0.02	14.61 ± 0.02	14.36 ± 0.14	13.86 ± 0.14	... ±	-1.64	D
608	05:38:04.00	-07:17:50.3	13.74 ± 0.03	12.97 ± 0.03	12.60 ± 0.03	11.90 ± 0.01	11.48 ± 0.01	11.10 ± 0.01	10.45 ± 0.01	7.71 ± 0.04	0.04	-1.18	D
609	05:37:15.84	-07:17:50.0	... ± ± ± ...	13.52 ± 0.01	12.76 ± 0.01	12.02 ± 0.02	10.79 ± 0.01	7.21 ± 0.03	...	0.28	FP
610	05:39:20.53	-07:17:31.0	15.65 ± 0.08	14.21 ± 0.04	13.49 ± 0.05	12.88 ± 0.01	12.64 ± 0.01	12.46 ± 0.02	11.90 ± 0.03	7.88 ± 0.05	0.63	-1.74	D
611	05:38:33.82	-07:17:03.1	11.09 ± 0.02	10.36 ± 0.02	10.14 ± 0.02	10.01 ± 0.01	9.99 ± 0.01	9.96 ± 0.01	9.91 ± 0.01	7.34 ± 0.03	0.10	-0.72	D
612	05:38:58.65	-07:16:45.7	9.62 ± 0.03	8.60 ± 0.05	7.59 ± 0.02	6.32 ± 0.01	6.00 ± 0.01	5.52 ± 0.01	4.70 ± 0.01	0.76 ± 0.01	0.00	-0.96	D
613	05:38:04.94	-07:16:10.8	12.40 ± 0.02	11.23 ± 0.03	10.48 ± 0.02	9.45 ± 0.01	9.00 ± 0.01	8.58 ± 0.01	7.72 ± 0.01	5.18 ± 0.01	0.28	-0.86	D
614	05:38:00.81	-07:15:53.9	11.83 ± 0.03	11.03 ± 0.03	10.69 ± 0.03	10.08 ± 0.01	9.54 ± 0.01	9.29 ± 0.01	8.41 ± 0.01	5.58 ± 0.02	0.11	-0.99	D
615	05:36:25.14	-07:14:55.3	... ± ± ± ...	16.29 ± 0.05	14.72 ± 0.02	13.26 ± 0.05	11.88 ± 0.02	8.40 ± 0.08	...	2.22	FP
616	05:36:27.63	-07:13:38.7	16.61 ± 0.12	15.44 ± 0.10	14.98 ± 0.10	14.41 ± 0.01	13.98 ± 0.01	13.48 ± 0.05	... ± ± ...	0.49	...	D
617	05:39:02.96	-07:12:52.3	... ± ± ...	13.97 ± 0.07	10.77 ± 0.01	9.39 ± 0.01	8.41 ± 0.01	7.57 ± 0.01	2.52 ± 0.01	...	0.79	P
618	05:38:42.78	-07:12:43.8	10.82 ± 0.03	9.28 ± 0.03	8.12 ± 0.02	7.01 ± 0.01	5.95 ± 0.01	5.38 ± 0.01	4.31 ± 0.01	1.28 ± 0.01	0.45	0.16	D
619	05:38:54.99	-07:11:53.7	14.48 ± 0.03	12.54 ± 0.03	11.50 ± 0.03	10.52 ± 0.01	10.20 ± 0.01	9.69 ± 0.01	9.04 ± 0.01	6.24 ± 0.02	1.05	-1.11	D
620	05:37:16.41	-07:11:46.4	14.65 ± 0.04	13.98 ± 0.04	13.63 ± 0.05	13.10 ± 0.01	12.67 ± 0.01	12.67 ± 0.03	12.16 ± 0.04	7.78 ± 0.04	0.00	-1.85	D
621	05:37:47.82	-07:11:37.9	13.40 ± 0.02	12.69 ± 0.03	12.32 ± 0.03	11.77 ± 0.01	11.53 ± 0.01	11.31 ± 0.01	10.72 ± 0.01	7.84 ± 0.05	0.00	-1.64	D
622	05:34:59.01	-07:11:15.6	15.73 ± 0.06	15.10 ± 0.09	14.78 ± 0.09	14.10 ± 0.04	13.77 ± 0.01	13.33 ± 0.04	12.72 ± 0.04	... ± ...	0.00	-1.23	D
623	05:36:34.76	-07:11:13.7	... ± ± ...	15.18 ± 0.13	13.68 ± 0.01	12.90 ± 0.01	12.17 ± 0.02	10.88 ± 0.01	6.75 ± 0.02	...	0.35	P
624	05:39:05.36	-07:11:05.2	12.78 ± 0.03	11.37 ± 0.02	10.54 ± 0.02	8.53 ± 0.01	7.84 ± 0.01	7.01 ± 0.01	6.16 ± 0.01	2.93 ± 0.01	0.52	-0.08	D
625	05:38:46.36	-07:11:05.2	16.46 ± 0.16	14.44 ± 0.06	13.39 ± 0.05	12.59 ± 0.01	12.18 ± 0.01	11.80 ± 0.01	11.33 ± 0.02	... ± ...	1.13	-1.39	D
626	05:38:36.63	-07:11:00.2	12.60 ± 0.03	11.37 ± 0.03	10.73 ± 0.02	9.82 ± 0.01	9.34 ± 0.01	8.65 ± 0.01	7.68 ± 0.01	4.22 ± 0.02	0.42	-0.34	D
627	05:38:45.32	-07:10:55.9	... ± ...	15.62 ± 0.17	13.40 ± 0.06	11.41 ± 0.01	9.83 ± 0.01	8.97 ± 0.01	8.18 ± 0.01	3.17 ± 0.01	0.00	0.76	P
628	05:39:07.57	-07:10:52.1	... ± ± ± ...	15.14 ± 0.02	14.40 ± 0.02	14.02 ± 0.09	13.05 ± 0.07	5.72 ± 0.01	...	-0.52	P
629	05:39:05.83	-07:10:39.4	... ± ± ± ...	13.52 ± 0.01	11.92 ± 0.01	10.91 ± 0.01	9.50 ± 0.01	1.97 ± 0.01	...	1.68	P
630	05:39:11.85	-07:10:35.0	... ± ± ...	14.35 ± 0.12	10.20 ± 0.01	8.49 ± 0.01	7.42 ± 0.01	6.54 ± 0.01	3.22 ± 0.01	...	1.28	P

Table 1—Continued

Index	R.A. ^a	Decl. ^a	J	H	K_S	[3.6]	[4.5]	[5.8]	[8.0]	[24]	A_K^b	α_{IRAC}^c	Class
631	05:38:54.34	-07:10:03.3	... ± ± ± ...	14.90 ± 0.02	14.21 ± 0.01	13.76 ± 0.07	13.50 ± 0.10	8.36 ± 0.07	...	-1.25	FP
632	05:40:09.80	-07:09:53.9	12.76 ± 0.03	12.05 ± 0.03	11.81 ± 0.03	... ± ...	11.52 ± 0.01	... ± ...	11.27 ± 0.03	6.45 ± 0.02	0.06	...	P
633	05:38:17.42	-07:09:39.5	12.44 ± 0.03	11.26 ± 0.02	10.83 ± 0.03	10.47 ± 0.01	10.28 ± 0.01	10.06 ± 0.01	9.41 ± 0.01	4.28 ± 0.02	0.53	-1.62	D
634	05:39:09.52	-07:09:17.7	16.06 ± 0.10	13.30 ± 0.04	11.90 ± 0.03	10.83 ± 0.01	10.34 ± 0.01	9.95 ± 0.01	9.52 ± 0.01	7.24 ± 0.03	1.82	-1.34	D
635	05:38:07.55	-07:09:14.5	... ± ± ± ...	14.79 ± 0.02	14.10 ± 0.02	13.86 ± 0.08	13.07 ± 0.07	... ±	-0.94	D
636	05:38:07.53	-07:08:29.2	... ± ± ...	11.79 ± 0.07	8.65 ± 0.01	7.47 ± 0.01	6.67 ± 0.01	5.93 ± 0.01	1.91 ± 0.01	...	0.23	P
637	05:38:23.85	-07:07:38.9	12.39 ± 0.03	11.43 ± 0.02	10.80 ± 0.02	9.30 ± 0.01	8.81 ± 0.01	8.37 ± 0.01	7.63 ± 0.01	5.36 ± 0.01	0.09	-0.94	D
638	05:37:58.76	-07:07:25.3	... ± ± ± ...	15.74 ± 0.06	13.80 ± 0.02	12.41 ± 0.03	11.03 ± 0.03	4.48 ± 0.02	...	2.49	P
639	05:38:54.93	-07:07:11.0	13.61 ± 0.03	12.53 ± 0.03	12.04 ± 0.03	11.21 ± 0.01	10.86 ± 0.01	10.50 ± 0.01	9.85 ± 0.01	7.63 ± 0.04	0.36	-1.28	D
640	05:37:57.01	-07:06:56.5	... ± ± ± ...	15.22 ± 0.02	12.61 ± 0.01	11.56 ± 0.02	11.30 ± 0.04	4.21 ± 0.01	...	1.45	P
641	05:38:13.44	-07:06:43.4	13.49 ± 0.03	11.62 ± 0.03	10.78 ± 0.02	9.98 ± 0.01	9.57 ± 0.01	9.05 ± 0.01	8.22 ± 0.01	5.09 ± 0.01	1.11	-0.80	D
642	05:38:47.00	-07:06:32.7	16.73 ± 0.18	15.13 ± 0.10	13.88 ± 0.06	12.87 ± 0.01	12.42 ± 0.01	12.06 ± 0.02	11.48 ± 0.02	8.98 ± 0.13	0.45	-1.26	D
643	05:39:00.63	-07:06:30.0	16.46 ± 0.14	13.73 ± 0.04	12.34 ± 0.03	11.15 ± 0.01	10.66 ± 0.01	10.23 ± 0.01	9.62 ± 0.01	6.49 ± 0.02	1.81	-1.09	D
644	05:38:47.73	-07:06:14.8	13.89 ± 0.03	12.04 ± 0.03	10.95 ± 0.02	10.32 ± 0.01	9.80 ± 0.01	9.43 ± 0.01	8.67 ± 0.01	6.03 ± 0.02	0.90	-0.98	D
645	05:38:41.52	-07:05:59.3	... ± ...	14.54 ± 0.06	12.47 ± 0.03	10.81 ± 0.01	10.11 ± 0.01	9.51 ± 0.01	8.67 ± 0.01	4.96 ± 0.01	2.41	-0.39	D
646	05:39:21.17	-07:05:45.6	14.97 ± 0.05	13.52 ± 0.03	12.87 ± 0.03	12.76 ± 0.01	12.51 ± 0.01	12.03 ± 0.02	11.79 ± 0.03	8.90 ± 0.10	0.72	0.65	D
647	05:38:53.31	-07:05:44.5	16.49 ± 0.14	... ± ± ...	13.99 ± 0.01	13.07 ± 0.01	12.19 ± 0.02	11.03 ± 0.02	7.84 ± 0.05	...	0.54	FP
648	05:39:05.23	-07:05:42.0	15.12 ± 0.06	12.80 ± 0.03	11.40 ± 0.03	10.14 ± 0.01	9.48 ± 0.01	9.13 ± 0.01	8.58 ± 0.01	5.91 ± 0.02	1.28	-1.09	D
649	05:38:46.54	-07:05:37.4	16.36 ± 0.16	13.98 ± 0.07	12.50 ± 0.05	11.26 ± 0.01	10.78 ± 0.01	10.51 ± 0.01	10.38 ± 0.01	5.11 ± 0.01	1.29	-1.86	D
650	05:39:02.56	-07:05:33.9	15.41 ± 0.06	13.30 ± 0.03	12.24 ± 0.03	11.31 ± 0.01	10.83 ± 0.01	10.47 ± 0.01	9.75 ± 0.01	7.37 ± 0.03	1.25	-1.06	D
651	05:38:44.09	-07:05:31.8	... ± ± ± ...	14.27 ± 0.01	13.79 ± 0.01	13.39 ± 0.04	12.59 ± 0.05	... ±	-0.93	D
652	05:36:20.53	-07:05:31.7	12.16 ± 0.02	11.40 ± 0.03	11.17 ± 0.02	10.76 ± 0.01	10.48 ± 0.01	10.26 ± 0.01	9.39 ± 0.01	6.49 ± 0.02	0.12	-1.29	D
653	05:38:09.14	-07:05:25.8	11.48 ± 0.02	10.52 ± 0.02	10.10 ± 0.02	9.45 ± 0.01	8.98 ± 0.01	8.48 ± 0.01	7.77 ± 0.01	5.52 ± 0.02	0.26	-0.90	D
654	05:38:46.81	-07:05:09.1	13.73 ± 0.03	12.28 ± 0.03	11.34 ± 0.03	10.34 ± 0.01	9.87 ± 0.01	9.66 ± 0.01	9.04 ± 0.01	5.92 ± 0.02	0.50	-1.39	D
655	05:38:53.97	-07:05:00.7	16.20 ± 0.11	14.99 ± 0.08	14.45 ± 0.10	14.04 ± 0.01	13.63 ± 0.01	13.29 ± 0.05	12.52 ± 0.04	... ± ...	0.48	-1.12	D
656	05:38:23.47	-07:04:44.8	12.72 ± 0.03	12.00 ± 0.02	11.70 ± 0.02	11.10 ± 0.01	10.74 ± 0.01	10.34 ± 0.01	9.64 ± 0.01	6.70 ± 0.02	0.02	-1.15	D
657	05:39:07.52	-07:04:40.4	16.48 ± 0.14	14.84 ± 0.07	13.67 ± 0.08	12.92 ± 0.01	12.60 ± 0.01	12.29 ± 0.03	11.74 ± 0.03	7.96 ± 0.06	0.56	-1.49	D
658	05:38:55.49	-07:04:29.3	16.71 ± 0.17	14.32 ± 0.05	12.92 ± 0.03	11.59 ± 0.01	11.11 ± 0.01	10.72 ± 0.01	10.28 ± 0.01	8.27 ± 0.07	1.35	-1.34	D
659	05:37:13.99	-07:03:41.3	12.12 ± 0.02	11.23 ± 0.03	10.79 ± 0.02	10.40 ± 0.01	10.13 ± 0.01	9.72 ± 0.01	9.02 ± 0.01	6.20 ± 0.02	0.15	-1.24	D
660	05:38:42.68	-07:03:30.2	16.69 ± 0.19	14.79 ± 0.08	13.55 ± 0.05	12.17 ± 0.01	11.59 ± 0.01	11.23 ± 0.01	10.66 ± 0.01	7.63 ± 0.05	0.84	-1.14	D
661	05:39:04.14	-07:03:29.8	13.79 ± 0.03	11.99 ± 0.02	11.06 ± 0.02	9.81 ± 0.01	9.39 ± 0.01	9.04 ± 0.01	8.35 ± 0.01	5.38 ± 0.01	0.95	-1.18	D
662	05:37:13.93	-07:03:23.2	12.62 ± 0.02	11.93 ± 0.03	11.62 ± 0.02	11.23 ± 0.01	10.95 ± 0.01	10.59 ± 0.01	9.92 ± 0.01	7.16 ± 0.03	0.00	-1.33	D
663	05:38:43.96	-07:03:09.5	14.57 ± 0.04	12.67 ± 0.03	11.56 ± 0.03	10.35 ± 0.01	9.86 ± 0.01	9.32 ± 0.01	8.61 ± 0.01	5.63 ± 0.02	0.94	-0.83	D
664	05:37:36.66	-07:03:04.4	13.30 ± 0.02	12.54 ± 0.03	12.07 ± 0.03	11.23 ± 0.01	10.99 ± 0.01	10.42 ± 0.01	9.54 ± 0.01	5.96 ± 0.02	0.00	-0.83	D
665	05:38:46.75	-07:02:49.3	15.75 ± 0.10	13.88 ± 0.04	13.04 ± 0.04	12.16 ± 0.01	11.75 ± 0.01	11.35 ± 0.01	10.60 ± 0.01	8.98 ± 0.13	1.10	-1.06	D

Table 1—Continued

Index	R.A. ^a	Decl. ^a	J	H	K_S	[3.6]	[4.5]	[5.8]	[8.0]	[24]	A_K^b	α_{IRAC}^c	Class
666	05:38:44.79	-07:02:47.0	14.75 ± 0.04	12.93 ± 0.03	11.96 ± 0.03	10.65 ± 0.01	10.19 ± 0.01	9.82 ± 0.01	9.39 ± 0.01	6.47 ± 0.02	0.93	-1.40	D
667	05:38:48.33	-07:02:43.4	... ± ± ± ...	14.52 ± 0.01	13.74 ± 0.01	13.13 ± 0.04	12.42 ± 0.04	7.41 ± 0.04	...	-0.44	FP
668	05:38:51.90	-07:02:38.8	... ± ± ± ...	13.14 ± 0.01	11.95 ± 0.01	11.09 ± 0.01	10.18 ± 0.01	7.86 ± 0.06	...	0.51	D
669	05:38:53.95	-07:02:33.2	... ± ± ± ...	14.38 ± 0.01	13.14 ± 0.01	12.91 ± 0.03	10.69 ± 0.02	6.66 ± 0.02	...	1.13	P
670	05:38:18.15	-07:02:26.3	9.25 ± 0.02	6.76 ± 0.03	5.15 ± 0.02	... ± ± ...	2.13 ± 0.01	... ± ...	-2.6 ± 0.04	1.33	...	P
671	05:38:40.60	-07:02:23.9	14.12 ± 0.03	13.09 ± 0.03	12.57 ± 0.03	11.85 ± 0.01	11.37 ± 0.01	10.95 ± 0.01	10.08 ± 0.01	7.22 ± 0.03	0.26	-0.82	D
672	05:38:52.13	-07:02:22.9	... ± ± ± ...	14.38 ± 0.01	13.71 ± 0.01	13.08 ± 0.04	12.40 ± 0.05	8.52 ± 0.09	...	-0.56	D
673	05:38:04.81	-07:02:21.7	14.07 ± 0.03	12.96 ± 0.03	12.33 ± 0.03	11.41 ± 0.01	10.96 ± 0.01	10.54 ± 0.01	9.88 ± 0.01	7.68 ± 0.06	0.29	-1.09	D
674	05:38:50.77	-07:02:14.4	... ± ...	15.93 ± 0.19	13.71 ± 0.06	12.10 ± 0.01	11.40 ± 0.01	10.92 ± 0.01	10.30 ± 0.01	8.15 ± 0.07	2.77	-0.80	D
675	05:38:52.38	-07:02:13.8	... ± ...	14.01 ± 0.04	12.00 ± 0.03	10.78 ± 0.01	10.28 ± 0.01	9.94 ± 0.01	9.67 ± 0.01	7.02 ± 0.02	2.95	-1.58	D
676	05:38:45.71	-07:01:58.5	16.52 ± 0.15	13.20 ± 0.03	11.40 ± 0.03	9.98 ± 0.01	9.38 ± 0.01	8.66 ± 0.01	7.97 ± 0.01	4.95 ± 0.02	2.25	-0.49	D
677	05:38:56.50	-07:01:55.4	14.73 ± 0.04	13.03 ± 0.03	12.19 ± 0.03	11.28 ± 0.01	10.79 ± 0.01	10.31 ± 0.01	9.28 ± 0.01	6.44 ± 0.02	0.89	-0.55	D
678	05:38:46.28	-07:01:53.5	... ± ± ...	13.88 ± 0.06	11.64 ± 0.01	10.48 ± 0.01	9.52 ± 0.01	8.73 ± 0.01	4.27 ± 0.01	...	0.48	P
679	05:38:47.21	-07:01:53.4	... ± ...	14.56 ± 0.06	11.83 ± 0.03	8.78 ± 0.01	8.13 ± 0.01	7.12 ± 0.01	6.66 ± 0.01	3.81 ± 0.01	4.14	-0.29	D
680	05:38:41.46	-07:01:52.5	13.52 ± 0.03	12.24 ± 0.03	11.73 ± 0.03	11.00 ± 0.01	10.68 ± 0.01	10.29 ± 0.01	9.53 ± 0.01	6.31 ± 0.02	0.59	+1.14	D
681	05:37:56.01	-07:01:49.8	15.42 ± 0.07	13.76 ± 0.04	13.03 ± 0.04	12.49 ± 0.01	12.28 ± 0.01	12.18 ± 0.02	11.54 ± 0.02	7.95 ± 0.05	0.91	0.79	D
682	05:38:50.38	-07:01:48.7	... ± ± ...	14.48 ± 0.10	13.05 ± 0.01	12.46 ± 0.01	12.06 ± 0.02	11.61 ± 0.02	... ±	-1.21	D
683	05:34:57.15	-07:01:47.0	12.99 ± 0.03	12.31 ± 0.04	12.00 ± 0.03	11.74 ± 0.01	11.63 ± 0.01	11.49 ± 0.01	11.05 ± 0.01	8.25 ± 0.07	0.00	-2.06	D
684	05:38:54.42	-07:01:35.5	... ± ± ...	14.45 ± 0.10	12.97 ± 0.01	12.32 ± 0.01	11.68 ± 0.02	11.15 ± 0.02	8.60 ± 0.09	...	-0.73	D
685	05:38:43.36	-07:01:34.6	14.50 ± 0.04	11.97 ± 0.03	10.76 ± 0.03	9.89 ± 0.01	9.45 ± 0.01	8.99 ± 0.01	8.19 ± 0.01	5.36 ± 0.01	1.68	-0.89	D
686	05:38:21.22	-07:01:20.5	13.88 ± 0.03	12.92 ± 0.03	12.41 ± 0.03	11.62 ± 0.01	11.22 ± 0.01	10.88 ± 0.01	9.99 ± 0.01	6.96 ± 0.04	0.18	-0.99	D
687	05:38:49.61	-07:01:17.8	... ± ± ± ...	12.25 ± 0.01	10.26 ± 0.01	9.16 ± 0.01	8.17 ± 0.01	2.28 ± 0.02	...	1.71	P
688	05:38:43.84	-07:01:13.2	... ± ...	14.70 ± 0.09	12.42 ± 0.05	10.97 ± 0.01	10.31 ± 0.01	9.58 ± 0.01	7.86 ± 0.01	2.11 ± 0.01	3.03	0.71	P
689	05:39:01.20	-07:01:09.5	13.37 ± 0.03	12.06 ± 0.03	11.37 ± 0.02	10.68 ± 0.01	10.37 ± 0.01	10.16 ± 0.01	9.90 ± 0.01	6.46 ± 0.02	0.51	-1.95	D
690	05:38:45.54	-07:01:02.2	... ± ± ± ...	13.41 ± 0.02	11.36 ± 0.01	10.56 ± 0.02	9.81 ± 0.02	3.43 ± 0.01	...	1.09	P
691	05:38:45.01	-07:01:01.8	... ± ± ± ...	12.06 ± 0.01	10.41 ± 0.01	8.93 ± 0.01	7.91 ± 0.01	2.49 ± 0.01	...	1.94	P
692	05:38:47.29	-07:01:00.1	... ± ...	15.01 ± 0.09	12.72 ± 0.03	10.90 ± 0.01	10.17 ± 0.01	9.60 ± 0.01	9.00 ± 0.01	6.36 ± 0.02	2.83	-0.67	D
693	05:38:29.01	-07:00:58.7	14.99 ± 0.05	14.25 ± 0.04	13.88 ± 0.06	13.33 ± 0.01	13.06 ± 0.01	12.83 ± 0.03	12.20 ± 0.04	... ± ...	0.01	-1.55	D
694	05:39:36.41	-07:00:58.6	13.14 ± 0.02	12.48 ± 0.03	12.18 ± 0.03	11.80 ± 0.01	11.65 ± 0.01	11.07 ± 0.01	... ± ...	6.60 ± 0.02	0.00	...	D
695	05:38:45.66	-07:00:54.5	... ± ± ...	14.34 ± 0.09	11.47 ± 0.01	10.29 ± 0.01	9.46 ± 0.01	8.45 ± 0.01	... ±	0.57	P
696	05:38:48.02	-07:00:49.5	16.11 ± 0.11	13.58 ± 0.04	12.12 ± 0.03	11.96 ± 0.01	10.24 ± 0.01	11.06 ± 0.01	8.78 ± 0.01	5.03 ± 0.01	1.48	0.23	P
697	05:38:46.19	-07:00:48.6	... ± ± ...	14.92 ± 0.14	9.10 ± 0.01	7.09 ± 0.01	6.01 ± 0.01	4.87 ± 0.01	1.33 ± 0.01	...	1.88	P
698	05:38:48.83	-07:00:43.4	14.20 ± 0.03	12.40 ± 0.03	11.56 ± 0.03	10.67 ± 0.01	10.23 ± 0.01	9.79 ± 0.01	9.13 ± 0.01	6.23 ± 0.03	1.00	-1.07	D
699	05:38:39.98	-07:00:42.2	15.47 ± 0.07	14.33 ± 0.05	13.58 ± 0.05	12.68 ± 0.01	12.22 ± 0.01	11.78 ± 0.01	11.01 ± 0.01	7.82 ± 0.05	0.23	-0.93	D
700	05:38:44.16	-07:00:40.4	... ± ± ...	13.79 ± 0.06	12.14 ± 0.01	11.42 ± 0.01	10.74 ± 0.01	9.79 ± 0.01	6.42 ± 0.02	...	-0.14	D

Table 1—Continued

Index	R.A. ^a	Decl. ^a	J	H	K_S	[3.6]	[4.5]	[5.8]	[8.0]	[24]	A_K ^b	α_{IRAC} ^c	Class
701	05:38:47.77	-07:00:26.9	... ± ± ± ...	14.27 ± 0.01	12.40 ± 0.01	11.68 ± 0.01	10.63 ± 0.01	6.27 ± 0.02	...	1.15	P
702	05:38:52.86	-07:00:24.2	13.60 ± 0.03	12.06 ± 0.02	11.34 ± 0.02	10.59 ± 0.01	10.28 ± 0.01	9.86 ± 0.01	9.37 ± 0.01	6.89 ± 0.03	0.78	-1.41	D
703	05:38:45.63	-07:00:19.9	... ± ± ± ...	15.62 ± 0.06	14.31 ± 0.03	13.37 ± 0.09	12.80 ± 0.09	... ±	0.37	D
704	05:38:48.42	-07:00:06.4	15.49 ± 0.07	13.31 ± 0.04	12.04 ± 0.04	10.99 ± 0.01	10.50 ± 0.01	9.89 ± 0.01	8.95 ± 0.01	5.84 ± 0.02	1.19	-0.47	D
705	05:38:48.51	-07:00:01.1	... ± ...	14.49 ± 0.07	13.01 ± 0.05	11.60 ± 0.01	11.14 ± 0.01	10.84 ± 0.01	10.18 ± 0.01	7.02 ± 0.07	1.79	-1.23	D
706	05:38:46.85	-06:59:55.8	... ± ± ...	14.88 ± 0.14	13.63 ± 0.01	13.11 ± 0.01	12.66 ± 0.04	12.07 ± 0.03	8.67 ± 0.09	...	-1.05	D
707	05:36:33.54	-06:59:42.6	... ± ...	15.99 ± 0.20	14.97 ± 0.09	14.25 ± 0.01	14.09 ± 0.01	13.64 ± 0.06	13.35 ± 0.11	... ± ...	1.49	-1.74	D
708	05:38:12.82	-06:59:40.1	... ± ...	15.35 ± 0.12	14.43 ± 0.14	13.27 ± 0.01	12.87 ± 0.01	12.41 ± 0.03	11.99 ± 0.03	... ± ...	0.63	-1.35	D
709	05:38:39.51	-06:59:30.3	... ± ...	15.21 ± 0.11	12.91 ± 0.03	11.18 ± 0.01	10.15 ± 0.01	9.40 ± 0.01	8.36 ± 0.01	4.24 ± 0.01	1.95	0.35	P
710	05:38:43.03	-06:59:26.9	... ± ± ± ...	14.77 ± 0.02	14.26 ± 0.02	13.94 ± 0.10	13.30 ± 0.08	... ±	-1.18	D
711	05:36:35.42	-06:59:16.9	15.09 ± 0.04	14.47 ± 0.05	14.10 ± 0.05	13.57 ± 0.01	13.24 ± 0.01	12.89 ± 0.03	12.34 ± 0.03	... ± ...	0.00	-1.42	D
712	05:38:40.09	-06:59:14.6	12.84 ± 0.02	11.55 ± 0.02	10.65 ± 0.02	9.39 ± 0.01	8.73 ± 0.01	8.41 ± 0.01	7.63 ± 0.01	4.83 ± 0.02	0.31	-0.88	D
713	05:38:20.09	-06:59:04.9	... ± ± ± ...	12.38 ± 0.01	11.67 ± 0.01	11.40 ± 0.01	10.19 ± 0.02	5.33 ± 0.02	...	-0.43	P
714	05:37:15.51	-06:59:03.7	12.50 ± 0.04	11.20 ± 0.03	10.39 ± 0.03	9.32 ± 0.01	8.93 ± 0.01	8.56 ± 0.01	8.03 ± 0.01	6.11 ± 0.02	0.40	-1.36	D
715	05:37:55.19	-06:58:43.2	12.73 ± 0.03	11.94 ± 0.02	11.52 ± 0.03	10.81 ± 0.01	10.49 ± 0.01	10.11 ± 0.01	9.57 ± 0.01	7.47 ± 0.04	0.02	-1.41	D
716	05:38:42.08	-06:58:42.9	... ± ± ± ...	14.41 ± 0.01	13.33 ± 0.01	12.37 ± 0.03	11.21 ± 0.03	... ±	0.81	D
717	05:37:55.73	-06:58:37.9	13.08 ± 0.03	12.08 ± 0.02	11.69 ± 0.03	11.30 ± 0.01	10.94 ± 0.01	10.68 ± 0.01	9.55 ± 0.01	6.49 ± 0.01	0.31	-0.87	D
718	05:37:24.46	-06:58:32.8	13.09 ± 0.03	11.05 ± 0.02	9.85 ± 0.02	8.20 ± 0.01	7.36 ± 0.01	6.65 ± 0.01	5.53 ± 0.01	2.16 ± 0.01	1.07	0.19	P
719	05:38:39.78	-06:58:29.5	... ± ± ...	14.16 ± 0.09	11.73 ± 0.01	10.91 ± 0.02	10.26 ± 0.02	9.47 ± 0.03	... ±	-0.26	D
720	05:38:43.83	-06:58:22.3	13.53 ± 0.03	12.02 ± 0.03	11.10 ± 0.03	9.96 ± 0.01	9.21 ± 0.01	8.84 ± 0.01	7.85 ± 0.01	4.53 ± 0.01	0.58	-0.49	D
721	05:38:40.48	-06:58:21.7	12.87 ± 0.05	10.58 ± 0.04	8.79 ± 0.03	6.60 ± 0.01	5.76 ± 0.01	5.09 ± 0.01	4.23 ± 0.01	0.61 ± 0.01	0.93	-0.14	P
722	05:38:03.40	-06:58:15.8	... ± ± ± ...	13.71 ± 0.01	12.40 ± 0.01	11.40 ± 0.01	10.22 ± 0.01	5.02 ± 0.01	...	1.12	P
723	05:37:53.49	-06:58:15.7	12.05 ± 0.02	11.13 ± 0.02	10.81 ± 0.03	10.38 ± 0.01	10.02 ± 0.01	9.54 ± 0.01	8.78 ± 0.01	6.89 ± 0.02	0.26	-0.98	D
724	05:38:35.93	-06:58:15.6	15.16 ± 0.04	13.62 ± 0.03	12.77 ± 0.03	11.85 ± 0.01	11.42 ± 0.01	11.02 ± 0.01	10.35 ± 0.01	... ± ...	0.67	-1.12	D
725	05:38:44.93	-06:58:14.6	13.32 ± 0.02	11.61 ± 0.03	10.65 ± 0.02	9.56 ± 0.01	9.10 ± 0.01	8.60 ± 0.01	7.98 ± 0.01	5.28 ± 0.01	0.81	-1.01	D
726	05:38:43.21	-06:58:08.9	12.05 ± 0.03	9.98 ± 0.03	8.62 ± 0.03	7.33 ± 0.01	6.64 ± 0.01	6.41 ± 0.01	5.73 ± 0.01	2.78 ± 0.01	0.97	-1.09	D
727	05:37:40.64	-06:57:50.4	14.79 ± 0.04	14.17 ± 0.04	13.72 ± 0.05	13.22 ± 0.01	12.86 ± 0.01	12.58 ± 0.02	11.94 ± 0.03	9.13 ± 0.15	0.00	-1.39	D
728	05:38:34.58	-06:57:47.6	14.90 ± 0.05	13.59 ± 0.04	12.88 ± 0.03	12.10 ± 0.01	11.72 ± 0.01	11.32 ± 0.01	10.68 ± 0.01	7.90 ± 0.07	0.49	-1.20	D
729	05:37:54.46	-06:57:31.1	11.37 ± 0.02	10.51 ± 0.02	9.99 ± 0.02	9.15 ± 0.01	8.75 ± 0.01	8.35 ± 0.01	7.42 ± 0.01	4.71 ± 0.01	0.05	-0.86	D
730	05:34:32.62	-06:57:10.9	... ± ± ± ...	14.63 ± 0.02	13.63 ± 0.02	12.68 ± 0.05	11.11 ± 0.02	6.49 ± 0.02	...	1.18	P
731	05:37:51.39	-06:57:09.6	13.46 ± 0.02	12.75 ± 0.03	12.35 ± 0.03	11.75 ± 0.01	11.14 ± 0.01	10.81 ± 0.01	10.04 ± 0.01	7.13 ± 0.03	0.00	-0.93	D
732	05:38:10.48	-06:57:06.8	13.17 ± 0.03	12.15 ± 0.02	11.80 ± 0.03	11.52 ± 0.01	11.31 ± 0.01	11.10 ± 0.01	10.30 ± 0.01	7.17 ± 0.03	0.38	-1.46	D
733	05:38:40.01	-06:56:58.3	... ± ...	15.48 ± 0.14	14.86 ± 0.17	13.81 ± 0.01	13.38 ± 0.01	12.93 ± 0.04	12.10 ± 0.04	... ± ...	0.00	-0.87	D
734	05:37:51.71	-06:56:51.8	11.46 ± 0.02	10.50 ± 0.02	10.05 ± 0.02	9.16 ± 0.01	8.73 ± 0.01	8.34 ± 0.01	7.64 ± 0.01	5.02 ± 0.01	0.22	-1.10	D
735	05:38:41.94	-06:56:43.5	... ± ...	14.53 ± 0.06	12.79 ± 0.03	11.16 ± 0.01	10.55 ± 0.01	10.11 ± 0.01	9.55 ± 0.01	7.54 ± 0.04	1.89	-1.01	D

Table 1—Continued

Index	R.A. ^a	Decl. ^a	J	H	K_S	[3.6]	[4.5]	[5.8]	[8.0]	[24]	A_K^b	α_{IRAC}^c	Class
736	05:38:42.88	-06:56:40.8	16.37 ± 0.13	14.78 ± 0.09	13.54 ± 0.06	12.09 ± 0.01	11.20 ± 0.01	10.44 ± 0.01	9.43 ± 0.01	6.81 ± 0.02	0.45	0.19	D
737	05:37:56.57	-06:56:39.2	... ± ± ± ...	12.70 ± 0.01	10.53 ± 0.01	8.96 ± 0.01	7.53 ± 0.01	2.05 ± 0.01	...	3.02	P
738	05:37:49.50	-06:56:27.3	12.00 ± 0.03	11.10 ± 0.03	10.66 ± 0.03	10.20 ± 0.01	10.03 ± 0.01	9.92 ± 0.01	9.46 ± 0.01	6.80 ± 0.03	0.15	-2.01	D
739	05:35:21.30	-06:56:24.4	13.71 ± 0.03	12.74 ± 0.03	12.25 ± 0.02	11.21 ± 0.01	10.72 ± 0.01	10.57 ± 0.01	9.97 ± 0.01	7.30 ± 0.03	0.21	-1.49	D
740	05:38:55.00	-06:56:18.6	16.08 ± 0.10	14.69 ± 0.06	13.43 ± 0.04	11.42 ± 0.01	10.51 ± 0.01	9.67 ± 0.01	8.76 ± 0.01	5.39 ± 0.01	0.17	0.21	P
741	05:37:30.64	-06:56:06.4	12.33 ± 0.02	11.63 ± 0.03	11.38 ± 0.03	10.93 ± 0.01	10.57 ± 0.01	10.24 ± 0.01	9.30 ± 0.01	6.85 ± 0.03	0.04	-0.99	D
742	05:34:51.95	-06:55:48.8	16.84 ± 0.14	16.06 ± 0.19	14.95 ± 0.10	13.35 ± 0.01	12.55 ± 0.01	11.82 ± 0.02	10.58 ± 0.01	6.89 ± 0.02	0.00	0.32	P
743	05:37:05.75	-06:55:47.6	... ± ± ± ...	14.42 ± 0.02	13.28 ± 0.01	12.56 ± 0.05	... ± ±	D
744	05:38:27.66	-06:54:53.7	11.31 ± 0.02	10.53 ± 0.02	10.11 ± 0.02	9.44 ± 0.01	9.15 ± 0.01	8.85 ± 0.01	7.98 ± 0.01	4.70 ± 0.01	0.00	-1.17	D
745	05:37:22.15	-06:54:45.4	13.10 ± 0.03	12.56 ± 0.03	12.24 ± 0.03	11.66 ± 0.01	11.39 ± 0.01	11.01 ± 0.01	9.96 ± 0.01	6.33 ± 0.02	0.00	-0.89	D
746	05:38:57.04	-06:52:59.0	13.49 ± 0.03	12.75 ± 0.03	12.33 ± 0.02	11.66 ± 0.01	11.18 ± 0.01	11.06 ± 0.01	10.22 ± 0.02	7.55 ± 0.04	0.00	-1.27	D
747	05:36:30.97	-06:52:40.9	16.45 ± 0.11	15.50 ± 0.11	15.00 ± 0.10	14.08 ± 0.01	13.30 ± 0.01	12.53 ± 0.03	11.21 ± 0.02	7.34 ± 0.03	0.17	0.43	FP
748	05:38:31.96	-06:52:38.9	12.46 ± 0.03	11.57 ± 0.02	11.18 ± 0.02	10.72 ± 0.01	10.40 ± 0.01	9.98 ± 0.01	9.37 ± 0.01	7.16 ± 0.03	0.20	-1.26	D
749	05:37:21.14	-06:52:36.1	15.66 ± 0.07	15.18 ± 0.11	14.63 ± 0.13	14.21 ± 0.01	13.90 ± 0.01	13.53 ± 0.07	12.92 ± 0.07	... ± ...	0.00	-1.35	D
750	05:36:24.52	-06:52:34.3	13.50 ± 0.03	12.85 ± 0.03	12.53 ± 0.02	12.03 ± 0.01	11.72 ± 0.01	11.46 ± 0.01	10.86 ± 0.01	8.15 ± 0.06	0.00	-1.51	D
751	05:37:49.34	-06:51:37.4	12.86 ± 0.03	12.05 ± 0.03	11.77 ± 0.03	11.51 ± 0.01	11.43 ± 0.01	11.32 ± 0.01	10.68 ± 0.02	6.61 ± 0.03	0.17	0.90	D
752	05:38:12.55	-06:51:03.4	13.85 ± 0.02	12.57 ± 0.03	12.06 ± 0.03	11.50 ± 0.01	11.21 ± 0.01	10.89 ± 0.01	9.96 ± 0.01	7.89 ± 0.05	0.60	-1.08	D
753	05:38:26.77	-06:50:55.2	13.32 ± 0.03	12.40 ± 0.03	12.01 ± 0.03	11.30 ± 0.01	10.97 ± 0.01	10.62 ± 0.01	9.91 ± 0.01	7.30 ± 0.03	0.23	-1.25	D
754	05:35:50.18	-06:50:40.2	13.01 ± 0.02	11.82 ± 0.03	10.86 ± 0.02	9.52 ± 0.01	8.95 ± 0.01	8.32 ± 0.01	7.56 ± 0.01	4.83 ± 0.01	0.14	-0.57	D
755	05:37:44.46	-06:50:36.8	12.28 ± 0.02	11.47 ± 0.03	11.21 ± 0.03	10.88 ± 0.01	10.51 ± 0.01	10.03 ± 0.01	9.02 ± 0.01	5.80 ± 0.02	0.17	-0.70	D
756	05:35:30.93	-06:50:34.9	14.75 ± 0.03	14.15 ± 0.04	13.87 ± 0.05	13.40 ± 0.01	13.10 ± 0.01	12.76 ± 0.02	12.07 ± 0.03	9.17 ± 0.13	0.00	-1.32	D
757	05:35:12.02	-06:49:54.4	13.07 ± 0.03	12.47 ± 0.03	12.19 ± 0.02	11.83 ± 0.01	11.65 ± 0.01	11.44 ± 0.01	10.67 ± 0.01	7.32 ± 0.04	0.00	-1.51	D
758	05:37:17.08	-06:49:49.3	... ± ± ± ± ± ± ± ...	5.64 ± 0.02	RP
759	05:36:13.23	-06:49:42.0	15.71 ± 0.06	13.78 ± 0.03	12.87 ± 0.02	11.95 ± 0.01	11.52 ± 0.01	11.11 ± 0.01	10.60 ± 0.02	8.47 ± 0.08	1.14	-1.29	D
760	05:38:09.28	-06:49:16.8	9.94 ± 0.02	8.97 ± 0.03	7.98 ± 0.03	6.36 ± 0.01	5.80 ± 0.01	5.26 ± 0.01	3.91 ± 0.01	1.11 ± 0.01	0.00	-0.05	D
761	05:37:56.01	-06:48:54.9	13.87 ± 0.03	12.11 ± 0.03	10.99 ± 0.03	9.91 ± 0.01	9.44 ± 0.01	9.01 ± 0.01	8.41 ± 0.01	4.58 ± 0.01	0.76	-1.12	D
762	05:36:08.26	-06:48:36.3	12.08 ± 0.02	11.13 ± 0.03	10.63 ± 0.02	9.41 ± 0.01	8.77 ± 0.01	8.07 ± 0.01	7.12 ± 0.01	4.09 ± 0.01	0.18	-0.20	D
763	05:38:46.30	-06:48:27.4	... ± ± ± ...	16.43 ± 0.05	15.03 ± 0.05	13.57 ± 0.06	12.03 ± 0.05	... ±	2.24	D
764	05:35:13.54	-06:48:03.4	14.09 ± 0.03	13.50 ± 0.03	13.23 ± 0.03	12.78 ± 0.01	12.53 ± 0.01	12.28 ± 0.02	11.71 ± 0.02	8.73 ± 0.09	0.00	-1.61	D
765	05:38:25.52	-06:47:57.5	14.48 ± 0.03	13.07 ± 0.02	12.07 ± 0.02	10.79 ± 0.01	10.39 ± 0.01	10.22 ± 0.01	9.82 ± 0.01	7.37 ± 0.03	0.40	-1.76	D
766	05:35:25.11	-06:47:56.5	11.37 ± 0.03	10.47 ± 0.03	9.97 ± 0.02	9.42 ± 0.01	8.90 ± 0.01	8.64 ± 0.01	7.78 ± 0.01	5.03 ± 0.02	0.12	-1.02	D
767	05:37:19.91	-06:47:47.1	... ± ± ± ...	14.17 ± 0.01	13.29 ± 0.01	12.46 ± 0.03	11.53 ± 0.02	7.69 ± 0.05	...	0.18	FP
768	05:37:51.04	-06:47:20.4	... ± ± ± ...	11.49 ± 0.01	10.57 ± 0.01	10.01 ± 0.01	9.68 ± 0.01	3.24 ± 0.01	...	-0.79	P
769	05:37:53.74	-06:47:16.9	... ± ...	13.67 ± 0.04	11.96 ± 0.03	10.45 ± 0.01	9.71 ± 0.01	8.90 ± 0.01	7.75 ± 0.01	3.92 ± 0.01	1.44	0.26	P
770	05:36:25.64	-06:47:16.4	14.76 ± 0.07	14.26 ± 0.10	14.65 ± 0.13	... ± ± ± ...	10.79 ± 0.04	5.31 ± 0.01	0.00	...	P

Table 1—Continued

Index	R.A. ^a	Decl. ^a	J	H	K_S	[3.6]	[4.5]	[5.8]	[8.0]	[24]	A_K^b	α_{IRAC}^c	Class
771	05:36:23.54	-06:46:14.5	... ± ± ± ...	10.79 ± 0.01	8.84 ± 0.01	7.57 ± 0.01	6.70 ± 0.01	2.67 ± 0.01	...	1.77	P
772	05:36:22.84	-06:46:06.2	... ± ± ± ± ± ± ...	9.58 ± 0.01	2.89 ± 0.01	P
773	05:36:19.79	-06:46:00.9	15.62 ± 0.06	13.87 ± 0.04	12.74 ± 0.03	11.51 ± 0.01	10.76 ± 0.01	9.96 ± 0.01	8.73 ± 0.01	4.91 ± 0.01	0.73	0.34	P
774	05:37:47.24	-06:45:55.7	... ± ± ± ...	14.15 ± 0.01	13.56 ± 0.01	13.21 ± 0.06	... ± ±	D
775	05:35:27.09	-06:45:48.2	13.21 ± 0.02	12.33 ± 0.03	11.96 ± 0.02	11.46 ± 0.01	11.19 ± 0.01	10.91 ± 0.01	10.34 ± 0.01	7.35 ± 0.03	0.18	-1.56	D
776	05:36:21.40	-06:45:36.8	10.85 ± 0.02	9.27 ± 0.03	8.16 ± 0.02	6.91 ± 0.01	6.38 ± 0.01	5.87 ± 0.01	5.08 ± 0.01	2.42 ± 0.01	0.54	-0.75	D
777	05:36:18.93	-06:45:22.7	... ± ± ± ...	11.40 ± 0.01	9.46 ± 0.01	8.58 ± 0.01	8.05 ± 0.01	0.76 ± 0.01	...	0.86	P
778	05:35:31.03	-06:45:18.2	11.55 ± 0.02	10.85 ± 0.03	10.52 ± 0.02	10.03 ± 0.01	9.64 ± 0.01	9.19 ± 0.01	8.32 ± 0.01	5.23 ± 0.01	0.00	-0.88	D
779	05:34:35.12	-06:44:53.1	13.74 ± 0.03	13.05 ± 0.03	12.75 ± 0.03	12.34 ± 0.01	12.15 ± 0.01	11.89 ± 0.02	11.17 ± 0.02	8.96 ± 0.12	0.00	-1.50	D
780	05:37:22.83	-06:44:46.6	12.58 ± 0.02	11.68 ± 0.02	11.28 ± 0.02	10.55 ± 0.01	10.32 ± 0.01	10.10 ± 0.01	9.61 ± 0.01	7.33 ± 0.03	0.18	-1.77	D
781	05:38:02.47	-06:44:45.2	13.44 ± 0.02	12.65 ± 0.03	12.24 ± 0.03	11.86 ± 0.01	11.63 ± 0.01	11.33 ± 0.01	10.67 ± 0.01	8.40 ± 0.07	0.05	-1.47	D
782	05:36:04.96	-06:44:42.9	15.90 ± 0.07	13.71 ± 0.04	12.54 ± 0.03	11.21 ± 0.01	10.71 ± 0.01	10.29 ± 0.01	9.41 ± 0.01	6.00 ± 0.02	1.27	-0.79	D
783	05:36:25.13	-06:44:41.8	11.30 ± 0.03	9.47 ± 0.03	8.21 ± 0.02	6.58 ± 0.01	5.84 ± 0.01	5.16 ± 0.01	4.31 ± 0.01	0.50 ± 0.01	0.74	-0.23	P
784	05:36:43.86	-06:44:34.0	14.81 ± 0.03	14.11 ± 0.04	13.69 ± 0.04	13.07 ± 0.01	12.82 ± 0.01	12.50 ± 0.03	11.82 ± 0.04	8.70 ± 0.10	0.00	-1.40	D
785	05:36:28.09	-06:44:32.8	12.83 ± 0.03	11.97 ± 0.03	11.68 ± 0.02	10.93 ± 0.01	10.74 ± 0.01	10.50 ± 0.01	10.07 ± 0.01	7.81 ± 0.05	0.21	-1.85	D
786	05:36:33.05	-06:44:29.3	13.98 ± 0.03	12.45 ± 0.03	11.64 ± 0.02	10.71 ± 0.01	10.35 ± 0.01	9.92 ± 0.01	9.12 ± 0.01	5.91 ± 0.02	0.68	0.01	D
787	05:36:23.58	-06:44:26.7	... ± ...	15.22 ± 0.10	13.99 ± 0.05	12.54 ± 0.01	11.82 ± 0.01	11.11 ± 0.01	10.23 ± 0.01	... ± ...	0.35	-0.19	D
788	05:36:32.85	-06:44:21.0	13.03 ± 0.03	11.53 ± 0.03	10.68 ± 0.02	9.64 ± 0.01	9.22 ± 0.01	8.84 ± 0.01	7.90 ± 0.01	4.58 ± 0.01	0.62	-0.86	D
789	05:37:43.74	-06:44:19.1	15.88 ± 0.09	14.57 ± 0.06	13.81 ± 0.07	12.53 ± 0.01	11.95 ± 0.01	11.39 ± 0.01	10.67 ± 0.01	7.55 ± 0.04	0.44	-0.70	D
790	05:37:08.86	-06:43:58.7	13.91 ± 0.03	13.24 ± 0.04	12.75 ± 0.03	12.19 ± 0.01	11.94 ± 0.01	11.71 ± 0.02	11.00 ± 0.02	8.37 ± 0.08	0.00	-1.49	D
791	05:36:26.77	-06:43:43.5	13.87 ± 0.04	11.94 ± 0.03	10.95 ± 0.02	9.99 ± 0.01	9.37 ± 0.01	8.85 ± 0.01	8.18 ± 0.01	6.32 ± 0.02	1.08	-0.77	D
792	05:37:58.79	-06:43:33.7	13.22 ± 0.03	12.62 ± 0.03	12.35 ± 0.03	11.46 ± 0.01	... ± ...	10.50 ± 0.01	9.37 ± 0.01	6.26 ± 0.02	0.00	...	D
793	05:37:58.86	-06:43:31.1	12.88 ± 0.06	12.28 ± 0.06	11.96 ± 0.06	11.21 ± 0.01	10.90 ± 0.01	10.45 ± 0.01	... ± ± ...	0.00	...	D
794	05:36:52.69	-06:43:08.4	12.74 ± 0.03	11.33 ± 0.03	10.52 ± 0.02	9.56 ± 0.01	9.00 ± 0.01	8.44 ± 0.01	7.34 ± 0.01	4.29 ± 0.01	0.53	-0.31	D
795	05:36:11.59	-06:43:04.3	... ± ± ± ...	14.85 ± 0.02	13.81 ± 0.02	12.82 ± 0.04	... ± ±	D
796	05:36:25.43	-06:42:57.4	8.11 ± 0.03	6.96 ± 0.03	5.95 ± 0.02	5.32 ± 0.01	... ± ...	3.58 ± 0.01	2.73 ± 0.01	0.09 ± 0.01	0.04	...	D
797	05:36:35.74	-06:42:50.0	13.58 ± 0.03	12.44 ± 0.03	11.94 ± 0.02	11.42 ± 0.01	11.07 ± 0.01	10.62 ± 0.01	9.84 ± 0.01	7.10 ± 0.03	0.41	-1.01	D
798	05:36:30.20	-06:42:46.3	13.42 ± 0.03	11.94 ± 0.03	11.26 ± 0.02	10.32 ± 0.01	9.90 ± 0.01	9.40 ± 0.01	8.64 ± 0.01	5.48 ± 0.01	0.72	-0.89	D
799	05:36:05.00	-06:42:44.0	12.31 ± 0.02	11.65 ± 0.03	11.30 ± 0.02	10.73 ± 0.01	10.45 ± 0.01	10.09 ± 0.01	9.50 ± 0.01	6.97 ± 0.03	0.00	-1.42	D
800	05:35:57.43	-06:42:41.8	10.96 ± 0.03	10.14 ± 0.03	9.65 ± 0.02	8.46 ± 0.01	7.96 ± 0.01	7.30 ± 0.01	6.57 ± 0.01	4.01 ± 0.01	0.03	-0.63	D
801	05:36:01.66	-06:42:36.1	13.35 ± 0.03	12.74 ± 0.03	12.33 ± 0.02	11.76 ± 0.01	11.43 ± 0.01	11.10 ± 0.01	10.56 ± 0.02	8.68 ± 0.10	0.00	-1.45	D
802	05:36:00.15	-06:42:33.7	10.94 ± 0.03	10.05 ± 0.03	9.48 ± 0.02	8.70 ± 0.01	8.28 ± 0.01	7.88 ± 0.01	7.37 ± 0.01	4.80 ± 0.01	0.05	-1.30	D
803	05:35:59.83	-06:42:30.6	13.44 ± 0.06	12.74 ± 0.06	12.24 ± 0.06	11.06 ± 0.01	10.51 ± 0.01	10.27 ± 0.01	9.40 ± 0.01	6.89 ± 0.05	0.00	-1.00	D
804	05:37:47.05	-06:42:30.2	8.41 ± 0.02	7.95 ± 0.04	7.37 ± 0.02	6.33 ± 0.01	5.94 ± 0.01	5.57 ± 0.01	4.33 ± 0.01	1.45 ± 0.01	0.00	-0.57	D
805	05:34:59.01	-06:42:17.7	12.73 ± 0.02	11.94 ± 0.03	11.68 ± 0.02	11.44 ± 0.01	11.31 ± 0.01	11.08 ± 0.01	10.34 ± 0.01	7.29 ± 0.03	0.15	-1.57	D

Table 1—Continued

Index	R.A. ^a	Decl. ^a	J	H	K_S	[3.6]	[4.5]	[5.8]	[8.0]	[24]	A_K^b	α_{IRAC}^c	Class
806	05:37:37.63	-06:41:55.9	15.08 ± 0.05	14.41 ± 0.06	14.04 ± 0.08	13.70 ± 0.01	13.45 ± 0.01	13.20 ± 0.04	12.76 ± 0.07	... ± ...	0.00	-1.76	D
807	05:36:50.24	-06:41:54.5	13.88 ± 0.03	12.95 ± 0.03	12.39 ± 0.03	11.60 ± 0.01	11.16 ± 0.01	10.66 ± 0.01	9.70 ± 0.01	6.58 ± 0.02	0.11	-0.65	D
808	05:38:03.24	-06:41:47.0	14.01 ± 0.03	13.03 ± 0.03	12.53 ± 0.03	12.05 ± 0.01	11.77 ± 0.01	11.45 ± 0.01	10.95 ± 0.01	8.97 ± 0.13	0.22	-1.57	D
809	05:36:21.95	-06:41:42.0	12.87 ± 0.03	12.22 ± 0.03	11.91 ± 0.02	11.48 ± 0.01	11.19 ± 0.01	10.91 ± 0.01	10.23 ± 0.01	7.50 ± 0.04	0.00	-1.42	D
810	05:36:50.14	-06:41:28.9	12.01 ± 0.03	10.99 ± 0.03	10.49 ± 0.02	9.95 ± 0.01	9.68 ± 0.01	9.41 ± 0.01	8.82 ± 0.01	5.79 ± 0.01	0.28	-1.54	D
811	05:36:40.95	-06:41:17.8	13.03 ± 0.03	12.17 ± 0.03	11.81 ± 0.02	11.38 ± 0.01	11.13 ± 0.01	10.76 ± 0.01	9.98 ± 0.01	6.18 ± 0.02	0.16	-1.21	D
812	05:36:32.41	-06:40:42.9	13.37 ± 0.03	12.67 ± 0.03	12.40 ± 0.02	11.66 ± 0.01	11.39 ± 0.01	11.05 ± 0.01	10.27 ± 0.01	7.58 ± 0.04	0.02	-1.24	D
813	05:35:57.27	-06:40:28.2	12.86 ± 0.03	12.14 ± 0.03	11.81 ± 0.02	11.38 ± 0.01	10.99 ± 0.01	10.53 ± 0.01	9.63 ± 0.01	7.32 ± 0.03	0.01	-0.83	D
814	05:33:57.55	-06:40:05.4	14.15 ± 0.05	13.63 ± 0.06	13.27 ± 0.05	12.63 ± 0.01	12.24 ± 0.01	11.75 ± 0.02	11.01 ± 0.02	... ± ...	0.00	-0.96	D
815	05:35:34.18	-06:39:43.4	12.80 ± 0.02	12.08 ± 0.04	11.73 ± 0.02	11.22 ± 0.01	10.99 ± 0.01	10.61 ± 0.01	9.97 ± 0.01	7.49 ± 0.03	0.00	-1.38	D
816	05:34:47.99	-06:39:43.1	14.95 ± 0.04	14.32 ± 0.06	13.96 ± 0.05	13.39 ± 0.01	13.10 ± 0.01	12.81 ± 0.03	12.31 ± 0.04	... ± ...	0.00	-1.60	D
817	05:37:41.78	-06:39:34.4	13.11 ± 0.03	12.46 ± 0.03	12.15 ± 0.03	11.61 ± 0.01	11.31 ± 0.01	10.90 ± 0.01	10.00 ± 0.01	7.30 ± 0.03	0.00	-0.98	D
818	05:37:32.44	-06:39:05.1	12.97 ± 0.03	12.28 ± 0.03	12.07 ± 0.03	11.83 ± 0.01	11.77 ± 0.01	11.71 ± 0.01	11.59 ± 0.02	6.88 ± 0.02	0.06	-2.56	D
819	05:34:29.05	-06:38:51.7	11.93 ± 0.03	11.25 ± 0.03	11.01 ± 0.02	10.97 ± 0.01	10.93 ± 0.01	10.85 ± 0.01	10.70 ± 0.01	6.65 ± 0.02	0.03	-2.52	D
820	05:36:29.05	-06:38:40.8	14.27 ± 0.03	13.48 ± 0.03	12.96 ± 0.03	12.03 ± 0.01	11.55 ± 0.01	11.23 ± 0.01	10.77 ± 0.03	7.73 ± 0.05	0.00	-1.42	D
821	05:36:35.82	-06:38:33.9	... ± ± ± ...	14.80 ± 0.03	13.27 ± 0.01	12.27 ± 0.03	11.20 ± 0.05	7.99 ± 0.07	...	-2.21	FP
822	05:35:36.64	-06:38:33.7	... ± ± ...	15.25 ± 0.12	14.51 ± 0.01	13.91 ± 0.01	13.39 ± 0.06	12.67 ± 0.07	8.90 ± 0.12	...	-0.73	D
823	05:36:17.20	-06:38:01.6	... ± ± ...	14.47 ± 0.15	12.31 ± 0.01	11.28 ± 0.01	11.03 ± 0.01	11.13 ± 0.04	3.64 ± 0.01	...	-1.59	P
824	05:37:01.32	-06:37:31.3	... ± ± ± ...	15.03 ± 0.02	13.91 ± 0.01	13.19 ± 0.05	13.18 ± 0.10	... ±	-0.73	D
825	05:36:47.36	-06:37:25.3	15.97 ± 0.07	15.16 ± 0.09	15.04 ± 0.10	14.54 ± 0.01	14.30 ± 0.02	14.16 ± 0.12	... ± ± ...	0.19	...	D
826	05:37:00.45	-06:37:10.5	... ± ± ...	14.65 ± 0.13	13.09 ± 0.01	12.10 ± 0.01	11.67 ± 0.02	11.43 ± 0.03	7.28 ± 0.03	...	-1.00	FP
827	05:35:58.23	-06:36:42.9	11.71 ± 0.03	10.85 ± 0.03	10.38 ± 0.02	9.85 ± 0.01	9.47 ± 0.01	9.21 ± 0.01	8.41 ± 0.01	5.26 ± 0.01	0.08	-1.23	D
828	05:37:57.01	-06:36:33.1	14.21 ± 0.03	13.05 ± 0.03	12.51 ± 0.03	11.90 ± 0.01	11.60 ± 0.01	11.36 ± 0.01	10.96 ± 0.02	6.59 ± 0.02	0.41	-1.78	D
829	05:37:47.44	-06:36:29.8	12.92 ± 0.03	11.84 ± 0.03	11.38 ± 0.03	11.00 ± 0.01	10.88 ± 0.01	10.75 ± 0.01	10.53 ± 0.01	6.30 ± 0.02	0.37	-2.29	D
830	05:35:31.87	-06:36:25.3	14.11 ± 0.02	13.19 ± 0.03	12.48 ± 0.02	11.52 ± 0.01	11.05 ± 0.01	10.73 ± 0.01	10.04 ± 0.01	7.13 ± 0.03	0.00	-1.17	D
831	05:37:17.28	-06:36:18.2	13.54 ± 0.03	12.62 ± 0.03	11.92 ± 0.03	9.99 ± 0.01	9.03 ± 0.01	8.29 ± 0.01	7.08 ± 0.01	3.07 ± 0.02	0.00	0.45	P
832	05:34:15.75	-06:36:04.5	10.59 ± 0.02	9.65 ± 0.03	8.97 ± 0.02	7.64 ± 0.01	7.22 ± 0.01	6.85 ± 0.01	6.09 ± 0.01	2.79 ± 0.01	0.04	-1.08	D
833	05:37:53.07	-06:35:55.6	13.43 ± 0.03	12.80 ± 0.03	12.47 ± 0.03	11.94 ± 0.01	11.55 ± 0.01	11.18 ± 0.01	10.51 ± 0.01	7.97 ± 0.05	0.00	-1.21	D
834	05:36:25.28	-06:35:43.4	... ± ± ± ...	15.40 ± 0.05	13.89 ± 0.05	13.16 ± 0.07	... ± ±	D
835	05:34:33.05	-06:35:23.2	15.77 ± 0.07	15.23 ± 0.09	14.67 ± 0.07	14.28 ± 0.01	13.98 ± 0.01	13.75 ± 0.06	13.13 ± 0.06	... ± ...	0.00	-1.55	D
836	05:36:26.52	-06:35:14.2	... ± ± ± ...	15.37 ± 0.03	13.90 ± 0.02	12.97 ± 0.05	12.52 ± 0.07	... ±	0.37	D
837	05:37:20.10	-06:35:03.6	... ± ± ± ...	14.38 ± 0.01	13.54 ± 0.01	12.97 ± 0.05	12.04 ± 0.03	8.18 ± 0.07	...	-0.20	FP
838	05:37:13.24	-06:35:00.6	9.11 ± 0.02	8.57 ± 0.04	7.90 ± 0.03	6.71 ± 0.01	6.22 ± 0.01	5.72 ± 0.01	4.54 ± 0.01	2.27 ± 0.03	0.00	-0.37	D
839	05:35:50.02	-06:34:53.4	... ± ± ...	15.06 ± 0.13	13.58 ± 0.01	12.25 ± 0.01	11.80 ± 0.02	11.13 ± 0.02	4.64 ± 0.01	...	-0.16	P
840	05:35:42.74	-06:34:51.7	12.37 ± 0.02	11.58 ± 0.03	11.16 ± 0.02	10.53 ± 0.01	10.01 ± 0.01	9.64 ± 0.01	8.88 ± 0.01	6.49 ± 0.02	0.04	-0.98	D

Table 1—Continued

Index	R.A. ^a	Decl. ^a	J	H	K_S	[3.6]	[4.5]	[5.8]	[8.0]	[24]	A_K ^b	α_{IRAC} ^c	Class
841	05:34:15.88	-06:34:32.7	15.61 ± 0.06	14.26 ± 0.05	12.97 ± 0.03	11.00 ± 0.01	10.21 ± 0.01	9.54 ± 0.01	8.73 ± 0.01	4.80 ± 0.02	0.11	-0.24	P
842	05:34:51.42	-06:34:26.8	15.82 ± 0.05	15.11 ± 0.09	14.80 ± 0.10	14.28 ± 0.01	14.05 ± 0.01	13.73 ± 0.05	13.16 ± 0.05	... ± ...	0.00	-1.54	D
843	05:34:12.74	-06:34:26.2	... ± ± ± ...	15.13 ± 0.03	14.23 ± 0.03	13.58 ± 0.09	... ± ±	D
844	05:35:10.70	-06:34:15.7	13.76 ± 0.03	12.97 ± 0.04	12.38 ± 0.02	11.97 ± 0.01	11.66 ± 0.01	11.38 ± 0.01	11.03 ± 0.01	8.49 ± 0.08	0.00	-1.75	D
845	05:36:41.33	-06:34:00.1	11.08 ± 0.03	10.15 ± 0.04	9.52 ± 0.03	8.46 ± 0.01	7.79 ± 0.01	7.14 ± 0.01	6.13 ± 0.01	2.28 ± 0.01	0.06	-0.16	P
846	05:37:00.13	-06:33:58.2	14.61 ± 0.03	13.84 ± 0.05	13.29 ± 0.04	12.42 ± 0.01	11.96 ± 0.01	11.47 ± 0.01	10.67 ± 0.01	8.58 ± 0.08	0.00	-0.83	D
847	05:37:00.08	-06:33:27.4	10.11 ± 0.02	8.97 ± 0.03	8.12 ± 0.02	6.91 ± 0.01	6.42 ± 0.01	5.98 ± 0.01	5.32 ± 0.01	3.09 ± 0.01	0.16	-1.03	D
848	05:36:36.91	-06:33:24.2	11.77 ± 0.03	10.62 ± 0.03	9.66 ± 0.02	8.49 ± 0.01	7.96 ± 0.01	7.43 ± 0.01	6.94 ± 0.01	4.83 ± 0.02	0.10	-1.04	D
849	05:37:00.92	-06:33:10.7	13.38 ± 0.02	12.60 ± 0.03	12.17 ± 0.02	11.57 ± 0.01	11.14 ± 0.01	10.73 ± 0.01	10.12 ± 0.02	7.81 ± 0.04	0.02	-1.18	D
850	05:34:16.93	-06:32:49.4	14.50 ± 0.03	13.80 ± 0.04	13.25 ± 0.03	12.39 ± 0.01	11.96 ± 0.01	11.68 ± 0.02	11.24 ± 0.02	9.10 ± 0.12	0.00	-1.53	D
851	05:36:06.62	-06:32:17.1	12.13 ± 0.03	10.67 ± 0.03	9.68 ± 0.02	8.55 ± 0.01	8.08 ± 0.01	7.68 ± 0.01	6.95 ± 0.01	4.69 ± 0.01	0.47	-1.01	D
852	05:34:33.98	-06:32:09.7	14.86 ± 0.05	13.99 ± 0.05	13.23 ± 0.03	11.26 ± 0.01	10.69 ± 0.01	10.15 ± 0.01	9.57 ± 0.01	7.43 ± 0.03	0.00	-0.90	D
853	05:34:06.94	-06:32:08.0	13.29 ± 0.03	12.59 ± 0.03	12.26 ± 0.02	11.59 ± 0.01	10.99 ± 0.01	10.20 ± 0.01	9.47 ± 0.01	5.65 ± 0.03	0.00	-0.36	D
854	05:37:07.71	-06:31:57.6	... ± ± ± ...	15.82 ± 0.03	15.36 ± 0.04	13.89 ± 0.10	12.32 ± 0.03	7.87 ± 0.05	...	1.37	FP
855	05:36:06.57	-06:31:42.9	13.33 ± 0.03	12.69 ± 0.03	12.47 ± 0.02	12.15 ± 0.01	11.97 ± 0.01	11.69 ± 0.02	10.71 ± 0.02	7.49 ± 0.04	0.00	-1.19	D
856	05:34:04.44	-06:31:38.0	13.90 ± 0.03	13.13 ± 0.04	12.68 ± 0.02	12.09 ± 0.01	11.93 ± 0.01	11.62 ± 0.01	11.38 ± 0.02	... ± ...	0.00	-1.99	D
857	05:34:20.41	-06:31:14.9	14.18 ± 0.03	13.60 ± 0.04	13.31 ± 0.03	12.77 ± 0.01	12.44 ± 0.01	12.03 ± 0.02	11.32 ± 0.01	8.77 ± 0.10	0.00	-1.16	D
858	05:35:53.68	-06:30:54.7	14.88 ± 0.04	14.23 ± 0.05	13.95 ± 0.04	13.65 ± 0.01	13.48 ± 0.01	13.35 ± 0.06	12.56 ± 0.06	9.08 ± 0.14	0.00	-1.61	D
859	05:34:06.22	-06:30:45.0	11.59 ± 0.02	10.84 ± 0.03	10.59 ± 0.02	10.42 ± 0.01	10.39 ± 0.01	10.34 ± 0.01	10.30 ± 0.01	5.68 ± 0.03	0.11	-2.70	D
860	05:34:48.32	-06:30:26.8	12.10 ± 0.03	11.31 ± 0.03	10.82 ± 0.02	10.16 ± 0.01	9.85 ± 0.01	9.36 ± 0.01	8.66 ± 0.01	5.76 ± 0.02	0.00	-1.08	D
861	05:35:28.28	-06:30:22.2	13.84 ± 0.03	13.20 ± 0.03	12.88 ± 0.02	12.41 ± 0.01	12.05 ± 0.01	11.72 ± 0.01	11.14 ± 0.01	8.24 ± 0.06	0.00	-1.38	D
862	05:36:39.32	-06:30:10.7	13.34 ± 0.03	12.67 ± 0.03	12.46 ± 0.03	12.23 ± 0.01	12.13 ± 0.01	12.05 ± 0.02	11.44 ± 0.02	6.71 ± 0.02	0.02	-1.95	D
863	05:36:40.67	-06:30:09.1	11.98 ± 0.03	11.28 ± 0.03	10.94 ± 0.02	10.51 ± 0.01	10.28 ± 0.01	9.96 ± 0.01	9.33 ± 0.01	6.86 ± 0.02	0.00	-1.48	D
864	05:35:28.56	-06:30:03.7	13.86 ± 0.03	13.15 ± 0.04	12.75 ± 0.03	12.30 ± 0.01	12.03 ± 0.01	11.71 ± 0.01	11.23 ± 0.02	... ± ...	0.00	-1.60	D
865	05:35:56.95	-06:29:37.9	12.63 ± 0.03	11.87 ± 0.03	11.37 ± 0.02	10.39 ± 0.01	9.90 ± 0.01	9.46 ± 0.01	8.57 ± 0.01	5.47 ± 0.01	0.00	-0.77	D
866	05:36:05.07	-06:29:32.3	12.37 ± 0.03	11.27 ± 0.03	10.49 ± 0.02	9.00 ± 0.01	8.76 ± 0.01	8.33 ± 0.01	7.75 ± 0.01	5.33 ± 0.01	0.16	-1.36	D
867	05:37:30.63	-06:29:26.7	14.58 ± 0.04	13.91 ± 0.04	13.65 ± 0.06	13.34 ± 0.01	13.07 ± 0.01	12.68 ± 0.03	11.85 ± 0.03	9.09 ± 0.14	0.01	-1.11	D
868	05:36:19.44	-06:29:06.8	... ± ...	16.04 ± 0.18	14.28 ± 0.07	12.66 ± 0.01	11.44 ± 0.01	10.13 ± 0.01	8.16 ± 0.01	3.34 ± 0.01	0.00	2.33	P
869	05:36:58.97	-06:29:04.7	12.62 ± 0.02	11.88 ± 0.03	11.65 ± 0.03	11.45 ± 0.01	11.37 ± 0.01	11.31 ± 0.01	10.95 ± 0.01	6.92 ± 0.03	0.10	-2.28	D
870	05:36:17.11	-06:28:20.3	15.51 ± 0.06	14.69 ± 0.06	14.29 ± 0.05	13.64 ± 0.01	13.34 ± 0.01	13.07 ± 0.04	12.45 ± 0.04	... ± ...	0.09	-1.48	D
871	05:35:44.16	-06:28:16.2	14.12 ± 0.03	13.61 ± 0.04	13.15 ± 0.03	12.61 ± 0.01	12.20 ± 0.01	11.75 ± 0.01	10.93 ± 0.01	8.17 ± 0.05	0.00	-0.91	D
872	05:34:49.93	-06:28:12.1	12.08 ± 0.03	11.32 ± 0.03	11.14 ± 0.02	11.01 ± 0.01	10.86 ± 0.01	10.54 ± 0.01	9.58 ± 0.01	6.51 ± 0.02	0.15	-1.19	D
873	05:36:56.16	-06:27:52.8	14.04 ± 0.03	12.83 ± 0.03	12.22 ± 0.03	11.42 ± 0.01	11.10 ± 0.01	10.82 ± 0.01	10.36 ± 0.01	8.55 ± 0.08	0.42	-1.63	D
874	05:35:18.92	-06:27:25.3	13.14 ± 0.03	12.39 ± 0.03	11.89 ± 0.02	11.20 ± 0.01	11.02 ± 0.01	10.45 ± 0.01	9.77 ± 0.01	6.60 ± 0.02	0.00	-1.12	D
875	05:36:37.51	-06:27:17.2	13.74 ± 0.03	13.12 ± 0.03	12.80 ± 0.02	12.41 ± 0.01	12.18 ± 0.01	11.96 ± 0.02	11.42 ± 0.02	... ± ...	0.00	-1.71	D

Table 1—Continued

Index	R.A. ^a	Decl. ^a	J	H	K_S	[3.6]	[4.5]	[5.8]	[8.0]	[24]	A_K^b	α_{IRAC}^c	Class
876	05:34:43.14	-06:27:14.7	12.76 ± 0.03	12.12 ± 0.03	11.83 ± 0.02	11.33 ± 0.01	11.04 ± 0.01	10.69 ± 0.01	9.91 ± 0.01	6.94 ± 0.03	0.00	-1.21	D
877	05:35:30.43	-06:27:07.4	15.32 ± 0.04	14.84 ± 0.08	14.58 ± 0.08	13.95 ± 0.02	13.70 ± 0.05	... ± ± ± ...	0.00	...	D
878	05:35:28.50	-06:27:01.8	15.16 ± 0.06	13.92 ± 0.06	13.30 ± 0.03	11.32 ± 0.01	10.08 ± 0.01	9.02 ± 0.01	7.67 ± 0.01	3.68 ± 0.01	0.45	1.32	P
879	05:35:29.82	-06:26:58.2	15.06 ± 0.05	13.60 ± 0.05	12.38 ± 0.03	9.99 ± 0.01	8.18 ± 0.01	6.99 ± 0.01	5.97 ± 0.01	0.00 ± 0.01	0.29	1.69	P
880	05:36:21.15	-06:26:56.7	14.61 ± 0.04	13.97 ± 0.05	13.52 ± 0.04	12.85 ± 0.01	12.52 ± 0.01	12.12 ± 0.02	11.66 ± 0.03	... ± ...	0.00	-1.45	D
881	05:36:00.88	-06:26:36.0	14.78 ± 0.04	13.90 ± 0.04	13.41 ± 0.04	12.60 ± 0.01	12.09 ± 0.01	11.65 ± 0.01	10.96 ± 0.02	8.44 ± 0.07	0.10	-0.97	D
882	05:35:30.89	-06:26:32.1	15.78 ± 0.08	13.79 ± 0.06	12.69 ± 0.03	11.59 ± 0.01	10.96 ± 0.01	10.33 ± 0.01	9.12 ± 0.01	3.40 ± 0.01	1.07	-0.02	P
883	05:34:26.82	-06:26:26.1	13.70 ± 0.03	13.05 ± 0.04	12.82 ± 0.03	12.41 ± 0.01	12.24 ± 0.01	11.96 ± 0.01	11.53 ± 0.02	9.08 ± 0.11	0.01	-1.81	D
884	05:37:31.31	-06:26:17.9	15.22 ± 0.05	14.55 ± 0.07	14.45 ± 0.10	13.88 ± 0.01	13.66 ± 0.01	13.35 ± 0.05	12.89 ± 0.06	... ± ...	0.06	-1.69	D
885	05:35:47.28	-06:26:14.7	... ± ± ...	15.14 ± 0.13	13.35 ± 0.01	12.34 ± 0.01	11.91 ± 0.02	11.71 ± 0.02	4.98 ± 0.01	...	-1.04	P
886	05:36:21.81	-06:26:01.9	12.27 ± 0.03	11.13 ± 0.04	10.26 ± 0.03	9.04 ± 0.01	8.54 ± 0.01	7.99 ± 0.01	7.33 ± 0.01	5.32 ± 0.02	0.15	-0.87	D
887	05:35:45.89	-06:25:59.1	12.00 ± 0.02	10.51 ± 0.03	9.67 ± 0.02	8.58 ± 0.01	8.12 ± 0.01	7.70 ± 0.01	7.22 ± 0.01	4.88 ± 0.01	0.62	-1.28	D
888	05:36:06.16	-06:25:52.8	14.60 ± 0.03	13.35 ± 0.04	12.82 ± 0.03	12.05 ± 0.01	11.58 ± 0.01	11.11 ± 0.01	10.37 ± 0.01	8.13 ± 0.06	0.53	-0.91	D
889	05:36:19.36	-06:25:51.0	13.17 ± 0.02	12.36 ± 0.03	11.80 ± 0.02	10.95 ± 0.01	10.55 ± 0.01	10.14 ± 0.01	9.31 ± 0.01	6.38 ± 0.02	0.00	-0.97	D
890	05:36:27.88	-06:25:36.2	12.93 ± 0.03	12.31 ± 0.03	12.04 ± 0.02	11.76 ± 0.01	11.66 ± 0.01	11.50 ± 0.01	10.95 ± 0.02	6.73 ± 0.02	0.00	-1.91	D
891	05:36:20.36	-06:25:18.7	... ± ± ± ...	14.56 ± 0.01	13.96 ± 0.02	13.50 ± 0.06	13.62 ± 0.19	... ±	0.74	D
892	05:34:39.86	-06:25:14.2	14.74 ± 0.04	13.93 ± 0.04	13.08 ± 0.03	11.26 ± 0.01	10.59 ± 0.01	9.77 ± 0.01	8.23 ± 0.01	5.11 ± 0.02	0.00	0.65	P
893	05:35:12.00	-06:25:09.7	15.55 ± 0.06	14.95 ± 0.08	14.62 ± 0.09	14.18 ± 0.01	13.95 ± 0.01	13.74 ± 0.07	13.16 ± 0.11	... ± ...	0.00	-1.68	D
894	05:36:01.09	-06:25:07.5	12.98 ± 0.02	12.28 ± 0.03	12.10 ± 0.02	11.79 ± 0.01	11.59 ± 0.01	11.33 ± 0.01	10.75 ± 0.01	8.20 ± 0.05	0.09	-1.64	D
895	05:36:26.04	-06:25:05.2	... ± ± ± ...	13.75 ± 0.05	12.43 ± 0.02	11.56 ± 0.02	... ± ...	4.25 ± 0.01	P
896	05:36:25.30	-06:25:02.6	... ± ± ± ± ± ...	11.69 ± 0.03	10.47 ± 0.02	5.40 ± 0.02	P
897	05:36:25.86	-06:24:58.7	16.44 ± 0.13	12.95 ± 0.05	10.84 ± 0.03	8.83 ± 0.01	8.09 ± 0.01	7.39 ± 0.01	6.33 ± 0.01	2.60 ± 0.01	2.25	0.02	P
898	05:36:11.66	-06:24:58.4	14.75 ± 0.03	14.04 ± 0.04	13.83 ± 0.04	13.33 ± 0.01	13.07 ± 0.01	12.85 ± 0.03	11.84 ± 0.03	7.39 ± 0.04	0.08	-1.17	D
899	05:36:24.06	-06:24:54.9	... ± ± ± ...	12.30 ± 0.01	11.08 ± 0.01	10.06 ± 0.01	9.22 ± 0.01	4.76 ± 0.02	...	0.68	P
900	05:36:26.11	-06:24:51.7	14.79 ± 0.04	14.13 ± 0.06	13.81 ± 0.07	13.23 ± 0.02	12.94 ± 0.02	... ± ± ± ...	0.00	...	D
901	05:36:23.58	-06:24:51.6	... ± ± ...	13.27 ± 0.09	9.34 ± 0.01	8.09 ± 0.01	6.94 ± 0.01	6.20 ± 0.01	3.29 ± 0.01	...	0.78	P
902	05:35:17.80	-06:24:38.4	11.31 ± 0.03	10.52 ± 0.03	10.22 ± 0.02	9.31 ± 0.01	8.74 ± 0.01	8.00 ± 0.01	6.98 ± 0.01	4.93 ± 0.01	0.12	-0.13	D
903	05:36:19.48	-06:24:37.9	... ± ...	14.91 ± 0.07	13.47 ± 0.03	12.12 ± 0.01	11.49 ± 0.01	11.07 ± 0.01	10.30 ± 0.01	7.06 ± 0.03	1.12	-0.79	D
904	05:36:08.30	-06:24:37.8	12.70 ± 0.02	12.08 ± 0.03	11.74 ± 0.02	11.22 ± 0.01	10.99 ± 0.01	10.80 ± 0.01	10.24 ± 0.01	8.06 ± 0.05	0.00	-1.72	D
905	05:36:09.52	-06:24:33.6	14.64 ± 0.03	14.08 ± 0.05	13.74 ± 0.03	13.26 ± 0.01	12.92 ± 0.01	12.74 ± 0.03	12.00 ± 0.03	... ± ...	0.00	-1.44	D
906	05:35:56.51	-06:24:11.9	15.86 ± 0.07	14.97 ± 0.07	14.71 ± 0.08	14.16 ± 0.01	14.16 ± 0.02	12.63 ± 0.03	10.93 ± 0.02	6.78 ± 0.02	0.26	1.14	P
907	05:37:26.16	-06:24:07.8	15.50 ± 0.06	15.02 ± 0.09	14.52 ± 0.11	14.16 ± 0.01	13.85 ± 0.02	13.49 ± 0.07	12.79 ± 0.07	... ± ...	0.00	-1.26	D
908	05:36:30.48	-06:23:56.7	15.07 ± 0.04	14.49 ± 0.05	14.18 ± 0.05	13.71 ± 0.01	13.50 ± 0.01	13.22 ± 0.05	12.65 ± 0.07	... ± ...	0.00	-1.62	D
909	05:34:54.02	-06:23:50.5	11.69 ± 0.08	10.84 ± 0.08	10.18 ± 0.05	9.42 ± 0.01	9.04 ± 0.01	8.76 ± 0.01	8.15 ± 0.01	5.19 ± 0.02	0.00	-1.40	D
910	05:34:04.94	-06:23:47.2	13.10 ± 0.02	12.46 ± 0.03	12.07 ± 0.02	11.57 ± 0.01	11.29 ± 0.01	11.00 ± 0.01	10.57 ± 0.01	... ± ...	0.00	-1.68	D

Table 1—Continued

Index	R.A. ^a	Decl. ^a	J	H	K_S	[3.6]	[4.5]	[5.8]	[8.0]	[24]	A_K^b	α_{IRAC}^c	Class
911	05:36:22.45	-06:23:44.6	13.91 ± 0.02	12.46 ± 0.03	11.58 ± 0.02	10.58 ± 0.01	10.05 ± 0.01	9.88 ± 0.01	9.29 ± 0.01	6.69 ± 0.02	0.54	-1.43	D
912	05:35:57.84	-06:23:44.3	12.84 ± 0.03	12.30 ± 0.04	12.01 ± 0.03	11.37 ± 0.01	11.05 ± 0.01	10.60 ± 0.01	9.87 ± 0.01	7.44 ± 0.04	0.00	-1.10	D
913	05:35:38.58	-06:23:43.2	13.41 ± 0.03	12.75 ± 0.03	12.47 ± 0.02	12.28 ± 0.01	12.21 ± 0.01	12.12 ± 0.02	11.82 ± 0.03	8.28 ± 0.07	0.00	-2.31	D
914	05:36:12.60	-06:23:39.4	12.74 ± 0.03	11.80 ± 0.04	11.36 ± 0.03	10.73 ± 0.01	10.46 ± 0.01	10.12 ± 0.01	9.46 ± 0.01	6.51 ± 0.02	0.20	-1.37	D
915	05:35:23.16	-06:23:36.7	16.85 ± 0.15	15.97 ± 0.16	15.34 ± 0.15	14.44 ± 0.01	14.02 ± 0.02	13.51 ± 0.07	12.77 ± 0.06	9.40 ± 0.18	0.00	-0.90	D
916	05:36:25.84	-06:23:31.5	... ± ± ± ...	15.04 ± 0.02	14.47 ± 0.02	13.78 ± 0.11	13.21 ± 0.13	... ±	-0.70	D
917	05:36:21.18	-06:23:31.1	... ± ± ± ...	14.25 ± 0.04	13.46 ± 0.04	13.03 ± 0.06	... ± ±	D
918	05:36:12.95	-06:23:30.6	... ± ± ± ± ...	9.83 ± 0.01	9.47 ± 0.01	8.87 ± 0.01	5.18 ± 0.01	D
919	05:36:21.84	-06:23:29.8	13.44 ± 0.03	11.58 ± 0.03	10.45 ± 0.02	9.04 ± 0.01	8.15 ± 0.01	7.31 ± 0.01	6.28 ± 0.01	3.14 ± 0.01	0.88	0.32	P
920	05:35:37.30	-06:23:26.7	12.52 ± 0.02	11.88 ± 0.03	11.61 ± 0.02	11.40 ± 0.01	11.32 ± 0.01	11.27 ± 0.01	11.19 ± 0.02	5.94 ± 0.01	0.00	-2.60	D
921	05:36:31.85	-06:23:22.9	14.94 ± 0.04	14.30 ± 0.04	13.85 ± 0.05	13.42 ± 0.01	13.17 ± 0.01	12.83 ± 0.03	12.09 ± 0.04	9.06 ± 0.13	0.00	-1.30	D
922	05:36:20.49	-06:23:22.0	15.22 ± 0.04	13.02 ± 0.03	11.77 ± 0.02	10.59 ± 0.01	10.10 ± 0.01	9.70 ± 0.01	9.12 ± 0.01	6.75 ± 0.02	1.23	-1.17	D
923	05:35:54.31	-06:23:19.8	15.56 ± 0.06	15.04 ± 0.10	14.52 ± 0.07	13.96 ± 0.01	13.55 ± 0.01	13.22 ± 0.04	12.72 ± 0.06	... ± ...	0.00	-1.43	D
924	05:36:27.70	-06:23:12.1	11.90 ± 0.03	11.21 ± 0.03	10.77 ± 0.02	10.38 ± 0.01	10.09 ± 0.01	9.70 ± 0.01	8.90 ± 0.01	6.28 ± 0.01	0.00	-1.13	D
925	05:36:23.77	-06:23:11.1	14.40 ± 0.09	12.65 ± 0.07	11.11 ± 0.03	8.81 ± 0.01	8.13 ± 0.01	7.53 ± 0.01	6.78 ± 0.01	3.50 ± 0.01	0.43	+0.52	D
926	05:36:30.07	-06:23:10.1	12.17 ± 0.03	11.04 ± 0.03	10.32 ± 0.02	9.37 ± 0.01	8.96 ± 0.01	8.61 ± 0.01	7.77 ± 0.01	4.20 ± 0.01	0.24	+0.02	D
927	05:36:21.54	-06:22:52.4	14.45 ± 0.03	12.29 ± 0.03	10.97 ± 0.02	9.29 ± 0.01	8.70 ± 0.01	8.11 ± 0.01	7.42 ± 0.01	4.10 ± 0.01	1.12	-0.68	D
928	05:36:19.07	-06:22:50.7	14.90 ± 0.03	14.28 ± 0.05	13.95 ± 0.05	13.56 ± 0.01	13.25 ± 0.02	13.08 ± 0.08	... ± ± ...	0.00	...	D
929	05:36:17.64	-06:22:49.5	... ± ...	15.92 ± 0.17	14.54 ± 0.08	12.75 ± 0.01	12.01 ± 0.01	11.38 ± 0.01	10.59 ± 0.01	7.25 ± 0.04	0.62	-0.36	D
930	05:35:41.02	-06:22:45.4	10.91 ± 0.02	10.07 ± 0.03	9.70 ± 0.02	9.10 ± 0.01	8.77 ± 0.01	8.46 ± 0.01	8.05 ± 0.01	4.67 ± 0.01	0.13	-1.63	D
931	05:35:50.94	-06:22:43.5	12.63 ± 0.02	11.88 ± 0.03	11.73 ± 0.02	11.37 ± 0.01	10.60 ± 0.01	10.70 ± 0.01	8.40 ± 0.01	5.24 ± 0.01	0.14	0.32	P
932	05:34:48.31	-06:22:42.9	13.79 ± 0.03	13.21 ± 0.04	12.97 ± 0.03	12.62 ± 0.01	12.43 ± 0.01	12.25 ± 0.02	11.80 ± 0.03	8.89 ± 0.10	0.00	-1.90	D
933	05:36:24.61	-06:22:41.3	... ± ± ± ...	9.41 ± 0.01	6.97 ± 0.01	5.39 ± 0.01	4.25 ± 0.01	0.18 ± 0.01	...	2.98	P
934	05:36:20.94	-06:22:38.7	... ± ...	16.09 ± 0.17	15.23 ± 0.14	13.80 ± 0.01	13.06 ± 0.01	12.51 ± 0.03	11.93 ± 0.03	... ± ...	0.00	-0.72	D
935	05:33:20.98	-06:22:33.3	12.58 ± 0.02	11.65 ± 0.02	11.02 ± 0.02	9.75 ± 0.01	8.94 ± 0.01	8.93 ± 0.01	7.94 ± 0.01	... ± ...	0.05	-0.93	D
936	05:36:17.86	-06:22:28.1	... ± ± ± ...	11.90 ± 0.01	10.50 ± 0.01	9.45 ± 0.01	8.59 ± 0.01	4.59 ± 0.01	...	0.92	P
937	05:36:24.47	-06:22:23.2	12.75 ± 0.02	11.52 ± 0.03	11.08 ± 0.02	10.58 ± 0.01	10.40 ± 0.01	10.11 ± 0.01	9.72 ± 0.03	... ± ...	0.57	-1.83	D
938	05:36:19.82	-06:22:22.6	... ± ± ...	15.21 ± 0.14	13.35 ± 0.03	12.20 ± 0.03	11.54 ± 0.04	... ± ±	D
939	05:36:11.45	-06:22:22.1	12.69 ± 0.04	11.25 ± 0.04	10.43 ± 0.03	9.82 ± 0.01	9.38 ± 0.01	8.95 ± 0.01	8.17 ± 0.01	5.76 ± 0.02	0.58	-0.94	D
940	05:36:19.49	-06:22:20.1	... ± ± ± ...	11.96 ± 0.01	10.09 ± 0.01	9.02 ± 0.01	8.24 ± 0.01	... ±	1.32	P
941	05:35:43.35	-06:22:19.6	12.10 ± 0.02	11.21 ± 0.03	10.67 ± 0.02	10.06 ± 0.01	9.70 ± 0.01	9.36 ± 0.01	8.77 ± 0.01	6.05 ± 0.01	0.08	-1.36	D
942	05:36:20.59	-06:22:15.9	... ± ...	15.46 ± 0.11	14.27 ± 0.05	13.17 ± 0.02	12.53 ± 0.02	11.95 ± 0.05	10.95 ± 0.03	... ± ...	0.48	-0.30	D
943	05:36:18.47	-06:22:13.4	... ± ± ± ...	13.00 ± 0.04	10.88 ± 0.03	9.59 ± 0.02	8.22 ± 0.01	... ±	2.52	P
944	05:36:19.50	-06:22:12.3	... ± ± ± ...	10.22 ± 0.01	7.94 ± 0.01	6.67 ± 0.01	5.94 ± 0.01	2.02 ± 0.02	...	1.94	P
945	05:36:18.83	-06:22:10.2	... ± ± ± ± ...	9.29 ± 0.01	8.09 ± 0.01	7.52 ± 0.02	-0.2 ± 0.03	P

Table 1—Continued

Index	R.A. ^a	Decl. ^a	J	H	K_S	[3.6]	[4.5]	[5.8]	[8.0]	[24]	A_K ^b	α_{IRAC} ^c	Class
946	05:33:19.89	-06:22:05.8	15.12 ± 0.04	14.59 ± 0.06	14.10 ± 0.06	13.83 ± 0.01	13.51 ± 0.02	13.16 ± 0.06	12.24 ± 0.05	... ± ...	0.00	-1.03	D
947	05:33:18.16	-06:22:02.4	15.28 ± 0.04	14.56 ± 0.04	14.06 ± 0.06	13.36 ± 0.01	13.03 ± 0.01	12.72 ± 0.04	12.20 ± 0.05	... ± ...	0.00	-1.51	D
948	05:36:27.74	-06:21:57.0	... ± ...	15.85 ± 0.16	15.02 ± 0.10	13.85 ± 0.01	13.37 ± 0.01	12.85 ± 0.04	12.19 ± 0.06	... ± ...	0.17	-0.93	D
949	05:36:24.72	-06:21:54.5	17.05 ± 0.18	15.91 ± 0.16	15.14 ± 0.12	13.98 ± 0.01	13.38 ± 0.01	12.73 ± 0.05	12.15 ± 0.04	... ± ...	0.23	-0.71	D
950	05:36:21.01	-06:21:53.1	13.33 ± 0.03	11.15 ± 0.04	10.07 ± 0.03	9.25 ± 0.01	8.89 ± 0.01	... ± ...	7.82 ± 0.01	4.67 ± 0.01	1.33	...	D
951	05:33:50.29	-06:21:49.0	13.47 ± 0.02	12.64 ± 0.03	12.15 ± 0.02	11.32 ± 0.01	10.77 ± 0.01	10.35 ± 0.01	9.59 ± 0.01	... ± ...	0.04	-0.88	D
952	05:35:42.82	-06:21:44.5	12.98 ± 0.02	12.25 ± 0.03	11.96 ± 0.02	11.49 ± 0.01	11.00 ± 0.01	11.13 ± 0.01	9.79 ± 0.01	7.56 ± 0.03	0.06	-1.05	D
953	05:34:47.92	-06:21:41.8	14.01 ± 0.03	13.00 ± 0.03	12.38 ± 0.02	11.40 ± 0.01	10.95 ± 0.01	10.71 ± 0.01	10.07 ± 0.01	7.59 ± 0.04	0.17	-1.35	D
954	05:35:47.61	-06:21:36.1	12.58 ± 0.02	11.91 ± 0.03	11.39 ± 0.02	10.63 ± 0.01	10.20 ± 0.01	9.88 ± 0.01	9.17 ± 0.01	6.26 ± 0.02	0.00	-1.18	D
955	05:35:28.05	-06:21:33.1	13.84 ± 0.02	13.22 ± 0.03	12.87 ± 0.03	12.27 ± 0.01	12.00 ± 0.01	11.69 ± 0.01	10.99 ± 0.02	8.36 ± 0.07	0.00	-1.36	D
956	05:36:22.63	-06:21:27.6	... ± ± ± ...	11.59 ± 0.01	10.87 ± 0.01	10.28 ± 0.01	9.81 ± 0.01	7.72 ± 0.04	...	-0.80	D
957	05:35:37.32	-06:21:19.2	13.16 ± 0.02	12.48 ± 0.03	12.19 ± 0.02	11.61 ± 0.01	11.29 ± 0.01	10.94 ± 0.01	10.23 ± 0.01	8.13 ± 0.06	0.00	-1.25	D
958	05:33:54.58	-06:21:18.8	13.54 ± 0.03	12.94 ± 0.03	12.70 ± 0.02	12.32 ± 0.01	12.11 ± 0.01	11.93 ± 0.01	11.45 ± 0.01	... ± ...	0.00	-1.84	D
959	05:33:59.47	-06:21:18.3	13.69 ± 0.03	13.00 ± 0.03	12.77 ± 0.03	12.39 ± 0.01	12.18 ± 0.01	11.97 ± 0.01	11.38 ± 0.01	... ± ...	0.04	-1.69	D
960	05:36:18.47	-06:20:38.7	12.21 ± 0.02	11.43 ± 0.03	11.10 ± 0.02	10.40 ± 0.01	10.07 ± 0.01	9.73 ± 0.01	9.11 ± 0.01	6.52 ± 0.02	0.08	-1.36	D
961	05:36:55.21	-06:20:25.6	13.00 ± 0.03	12.30 ± 0.03	12.08 ± 0.03	11.86 ± 0.01	11.79 ± 0.01	11.67 ± 0.01	10.56 ± 0.01	6.67 ± 0.02	0.07	-1.38	D
962	05:36:22.99	-06:20:23.6	16.56 ± 0.12	15.65 ± 0.12	15.27 ± 0.12	14.32 ± 0.01	13.88 ± 0.01	13.39 ± 0.05	12.62 ± 0.09	... ± ...	0.22	-0.87	D
963	05:34:29.47	-06:19:55.2	... ± ± ...	15.34 ± 0.15	14.86 ± 0.01	14.48 ± 0.02	14.04 ± 0.10	13.29 ± 0.08	... ±	-1.03	D
964	05:35:27.15	-06:19:41.8	11.29 ± 0.02	10.49 ± 0.03	10.14 ± 0.02	9.67 ± 0.01	9.44 ± 0.01	9.21 ± 0.01	8.55 ± 0.01	5.97 ± 0.02	0.09	-1.57	D
965	05:34:23.15	-06:19:41.0	13.91 ± 0.03	13.23 ± 0.03	13.02 ± 0.03	12.64 ± 0.01	12.38 ± 0.01	11.97 ± 0.01	11.02 ± 0.01	7.75 ± 0.04	0.05	-0.97	D
966	05:34:47.65	-06:19:40.3	12.77 ± 0.03	11.70 ± 0.03	11.20 ± 0.02	10.33 ± 0.01	10.04 ± 0.01	9.80 ± 0.01	9.18 ± 0.01	6.29 ± 0.02	0.32	-1.54	D
967	05:34:57.42	-06:19:33.1	13.16 ± 0.03	12.40 ± 0.03	12.23 ± 0.02	12.05 ± 0.01	11.99 ± 0.01	11.88 ± 0.02	11.11 ± 0.02	6.96 ± 0.03	0.15	-1.77	D
968	05:35:06.04	-06:19:32.8	... ± ...	16.02 ± 0.18	15.14 ± 0.12	14.11 ± 0.01	13.74 ± 0.01	13.41 ± 0.05	12.76 ± 0.07	... ± ...	0.61	-1.30	D
969	05:35:58.35	-06:19:31.9	17.14 ± 0.20	... ± ...	15.52 ± 0.16	14.56 ± 0.01	14.12 ± 0.02	13.75 ± 0.08	12.83 ± 0.07	7.53 ± 0.04	...	-0.88	D
970	05:35:27.34	-06:19:31.5	15.91 ± 0.08	14.70 ± 0.07	13.94 ± 0.04	12.83 ± 0.01	12.05 ± 0.01	11.56 ± 0.01	10.59 ± 0.01	7.67 ± 0.04	0.31	-0.32	D
971	05:36:32.34	-06:19:19.9	10.89 ± 0.03	10.21 ± 0.03	9.94 ± 0.02	9.43 ± 0.01	9.19 ± 0.01	8.98 ± 0.01	8.51 ± 0.01	5.77 ± 0.01	0.01	-1.79	D
972	05:37:02.33	-06:19:00.3	... ± ± ± ...	14.94 ± 0.01	14.54 ± 0.02	14.11 ± 0.08	13.54 ± 0.12	8.00 ± 0.05	...	-1.22	D
973	05:35:21.75	-06:18:51.0	13.52 ± 0.03	12.87 ± 0.03	12.54 ± 0.03	12.07 ± 0.01	11.89 ± 0.01	11.58 ± 0.01	11.12 ± 0.02	9.03 ± 0.12	0.00	-1.73	D
974	05:37:05.54	-06:18:38.9	14.91 ± 0.04	14.33 ± 0.06	14.02 ± 0.07	13.55 ± 0.01	13.34 ± 0.01	13.12 ± 0.03	12.46 ± 0.04	9.20 ± 0.13	0.00	-1.59	D
975	05:33:33.00	-06:18:37.6	12.55 ± 0.03	11.41 ± 0.04	10.73 ± 0.03	8.04 ± 0.01	7.35 ± 0.01	6.21 ± 0.01	5.56 ± 0.01	2.86 ± 0.05	0.30	0.13	D
976	05:35:37.08	-06:18:24.0	15.21 ± 0.04	14.66 ± 0.06	14.26 ± 0.05	13.56 ± 0.01	13.06 ± 0.01	12.76 ± 0.03	11.98 ± 0.04	... ± ...	0.00	-1.07	D
977	05:35:25.65	-06:18:18.0	15.30 ± 0.06	14.59 ± 0.07	14.23 ± 0.08	13.61 ± 0.01	13.43 ± 0.01	13.09 ± 0.04	12.40 ± 0.06	... ± ...	0.00	-1.44	D
978	05:34:45.44	-06:17:44.4	16.32 ± 0.09	15.61 ± 0.13	15.29 ± 0.14	14.62 ± 0.01	14.32 ± 0.01	14.08 ± 0.09	13.15 ± 0.06	... ± ...	0.01	-1.18	D
979	05:36:15.09	-06:17:36.7	11.19 ± 0.02	10.42 ± 0.03	9.99 ± 0.02	9.40 ± 0.01	9.17 ± 0.01	8.91 ± 0.01	7.92 ± 0.01	5.03 ± 0.01	0.00	-1.16	D
980	05:36:24.80	-06:17:30.4	... ± ± ± ...	8.51 ± 0.01	8.00 ± 0.01	7.26 ± 0.01	6.46 ± 0.01	2.61 ± 0.01	...	-0.43	D

Table 1—Continued

Index	R.A. ^a	Decl. ^a	J	H	K_S	[3.6]	[4.5]	[5.8]	[8.0]	[24]	A_K ^b	α_{IRAC} ^c	Class
981	05:36:17.24	-06:17:24.5	12.22 ± 0.02	11.60 ± 0.03	11.32 ± 0.02	10.92 ± 0.01	10.72 ± 0.01	10.51 ± 0.01	9.79 ± 0.01	6.51 ± 0.02	0.00	-1.55	D
982	05:36:11.30	-06:16:56.0	13.99 ± 0.03	13.41 ± 0.03	13.11 ± 0.03	12.56 ± 0.01	12.27 ± 0.01	12.00 ± 0.01	11.45 ± 0.03	8.29 ± 0.07	0.00	-1.57	D
983	05:34:25.51	-06:16:30.7	14.60 ± 0.03	13.99 ± 0.04	13.54 ± 0.04	13.06 ± 0.01	12.79 ± 0.01	12.52 ± 0.03	11.97 ± 0.03	... ± ...	0.00	-1.59	D
984	05:35:29.45	-06:16:26.7	12.38 ± 0.03	11.42 ± 0.03	10.95 ± 0.02	10.24 ± 0.01	10.05 ± 0.01	9.78 ± 0.01	9.41 ± 0.01	6.86 ± 0.03	0.21	-1.87	D
985	05:34:36.30	-06:16:24.4	14.10 ± 0.04	13.37 ± 0.03	13.14 ± 0.03	12.60 ± 0.01	12.38 ± 0.01	12.10 ± 0.02	11.55 ± 0.02	9.16 ± 0.14	0.10	-1.62	D
986	05:35:42.09	-06:16:20.5	15.12 ± 0.05	14.52 ± 0.08	14.15 ± 0.06	13.47 ± 0.01	13.26 ± 0.01	12.94 ± 0.03	12.60 ± 0.04	... ± ...	0.00	-1.82	D
987	05:35:59.72	-06:16:06.5	10.55 ± 0.02	9.89 ± 0.03	9.54 ± 0.02	8.74 ± 0.01	8.45 ± 0.01	8.04 ± 0.01	7.49 ± 0.01	5.34 ± 0.01	0.00	-1.38	D
988	05:35:09.01	-06:15:50.7	... ± ± ± ...	14.90 ± 0.02	14.30 ± 0.01	13.88 ± 0.09	13.10 ± 0.07	8.98 ± 0.12	...	-0.80	D
989	05:33:41.95	-06:15:48.8	14.08 ± 0.03	13.33 ± 0.03	12.88 ± 0.03	12.40 ± 0.01	12.16 ± 0.01	11.98 ± 0.01	11.20 ± 0.02	8.14 ± 0.06	0.00	-1.49	D
990	05:35:57.29	-06:15:37.8	12.62 ± 0.02	11.90 ± 0.03	11.45 ± 0.02	10.69 ± 0.01	10.35 ± 0.01	10.13 ± 0.01	9.48 ± 0.01	6.91 ± 0.02	0.00	-1.48	D
991	05:36:01.07	-06:15:31.5	12.18 ± 0.02	11.44 ± 0.03	11.05 ± 0.02	10.41 ± 0.01	10.09 ± 0.01	9.71 ± 0.01	8.94 ± 0.01	6.28 ± 0.02	0.00	-1.14	D
992	05:36:43.76	-06:15:28.4	13.03 ± 0.03	12.37 ± 0.03	12.10 ± 0.03	11.66 ± 0.01	11.32 ± 0.01	11.11 ± 0.01	10.32 ± 0.01	8.25 ± 0.06	0.00	-1.34	D
993	05:36:33.29	-06:15:24.1	15.88 ± 0.08	15.12 ± 0.08	14.82 ± 0.08	14.22 ± 0.01	13.90 ± 0.01	13.42 ± 0.04	12.87 ± 0.06	... ± ...	0.09	-1.25	D
994	05:35:14.56	-06:15:12.5	12.49 ± 0.04	11.38 ± 0.04	10.86 ± 0.03	10.19 ± 0.01	9.77 ± 0.01	9.47 ± 0.01	8.56 ± 0.01	4.94 ± 0.01	0.36	-1.01	D
995	05:35:14.64	-06:15:07.5	13.58 ± 0.04	12.43 ± 0.04	11.79 ± 0.02	10.98 ± 0.01	10.63 ± 0.01	10.04 ± 0.01	9.10 ± 0.01	5.62 ± 0.01	0.34	-0.64	D
996	05:36:36.98	-06:14:58.0	15.31 ± 0.09	14.04 ± 0.07	12.99 ± 0.05	11.94 ± 0.01	11.34 ± 0.01	10.81 ± 0.01	10.24 ± 0.01	4.99 ± 0.01	0.18	-0.88	D
997	05:36:15.83	-06:14:50.5	13.01 ± 0.02	12.29 ± 0.03	12.08 ± 0.02	11.87 ± 0.01	11.82 ± 0.01	11.60 ± 0.01	10.70 ± 0.01	6.74 ± 0.02	0.10	-1.50	D
998	05:35:33.91	-06:14:32.7	12.75 ± 0.03	12.11 ± 0.03	11.81 ± 0.02	11.35 ± 0.01	10.97 ± 0.01	10.58 ± 0.01	9.79 ± 0.01	6.94 ± 0.02	0.00	-1.06	D
999	05:34:33.20	-06:14:28.9	15.27 ± 0.05	14.70 ± 0.06	14.33 ± 0.06	13.83 ± 0.01	13.58 ± 0.01	13.27 ± 0.04	12.69 ± 0.04	... ± ...	0.00	-1.52	D
1000	05:36:06.64	-06:14:25.7	11.53 ± 0.04	10.72 ± 0.05	10.10 ± 0.04	8.86 ± 0.01	8.40 ± 0.01	8.05 ± 0.01	7.41 ± 0.01	4.71 ± 0.01	0.00	-1.20	D
1001	05:35:27.88	-06:14:15.0	12.38 ± 0.03	11.27 ± 0.03	10.60 ± 0.02	9.49 ± 0.01	9.11 ± 0.01	8.82 ± 0.01	8.25 ± 0.01	5.57 ± 0.01	0.26	-1.43	D
1002	05:35:58.25	-06:14:04.3	14.98 ± 0.04	13.68 ± 0.05	12.91 ± 0.02	11.61 ± 0.01	10.99 ± 0.01	10.39 ± 0.01	9.70 ± 0.01	5.81 ± 0.02	0.43	-0.63	D
1003	05:35:51.31	-06:13:53.4	13.21 ± 0.03	12.57 ± 0.03	12.26 ± 0.03	11.50 ± 0.01	11.13 ± 0.01	10.76 ± 0.01	9.98 ± 0.01	7.43 ± 0.03	0.00	-1.10	D
1004	05:33:34.37	-06:13:52.6	12.72 ± 0.02	11.98 ± 0.03	11.78 ± 0.02	11.54 ± 0.01	11.46 ± 0.01	11.27 ± 0.01	10.74 ± 0.01	7.48 ± 0.05	0.12	-1.92	D
1005	05:33:43.92	-06:13:46.3	16.66 ± 0.14	15.98 ± 0.15	14.97 ± 0.10	13.69 ± 0.01	13.00 ± 0.01	12.72 ± 0.02	12.00 ± 0.03	6.72 ± 0.03	0.00	-0.97	P
1006	05:36:40.40	-06:13:33.3	12.20 ± 0.03	11.51 ± 0.03	11.28 ± 0.02	11.16 ± 0.01	11.10 ± 0.01	10.92 ± 0.01	10.49 ± 0.01	6.15 ± 0.01	0.04	-2.06	D
1007	05:36:14.73	-06:13:16.9	12.47 ± 0.02	11.74 ± 0.03	11.50 ± 0.02	11.05 ± 0.01	10.79 ± 0.01	10.41 ± 0.01	9.56 ± 0.01	7.34 ± 0.03	0.09	-1.12	D
1008	05:35:22.18	-06:13:06.2	... ± ± ± ...	13.31 ± 0.01	11.67 ± 0.01	11.52 ± 0.01	11.34 ± 0.02	4.56 ± 0.01	...	-0.82	P
1009	05:35:25.59	-06:13:04.5	13.86 ± 0.03	12.62 ± 0.03	11.95 ± 0.02	11.09 ± 0.01	10.56 ± 0.01	10.20 ± 0.01	9.49 ± 0.01	6.91 ± 0.03	0.42	-1.05	D
1010	05:34:07.95	-06:12:34.0	14.25 ± 0.03	13.66 ± 0.03	13.37 ± 0.03	12.97 ± 0.01	12.64 ± 0.01	12.30 ± 0.02	11.72 ± 0.03	8.96 ± 0.11	0.00	-1.40	D
1011	05:35:48.86	-06:12:07.7	11.09 ± 0.03	10.32 ± 0.03	9.96 ± 0.02	9.23 ± 0.01	9.02 ± 0.01	8.50 ± 0.01	7.85 ± 0.01	5.08 ± 0.02	0.07	-1.20	D
1012	05:35:22.77	-06:12:04.8	13.63 ± 0.03	12.52 ± 0.03	11.88 ± 0.02	11.14 ± 0.01	10.78 ± 0.01	10.78 ± 0.01	10.26 ± 0.01	6.57 ± 0.02	0.28	-1.91	D
1013	05:35:47.07	-06:11:45.0	13.86 ± 0.03	13.25 ± 0.03	12.97 ± 0.03	12.59 ± 0.01	12.48 ± 0.01	12.39 ± 0.02	12.36 ± 0.05	8.86 ± 0.12	0.00	-2.57	D
1014	05:35:42.18	-06:11:43.8	14.37 ± 0.03	13.74 ± 0.04	13.47 ± 0.03	13.17 ± 0.01	12.93 ± 0.01	12.62 ± 0.03	11.65 ± 0.03	8.24 ± 0.07	0.00	-1.10	D
1015	05:35:56.55	-06:11:30.6	16.80 ± 0.15	15.71 ± 0.13	15.05 ± 0.10	14.26 ± 0.01	13.76 ± 0.01	13.43 ± 0.05	12.91 ± 0.08	... ± ...	0.24	-1.31	D

Table 1—Continued

Index	R.A. ^a	Decl. ^a	J	H	K_S	[3.6]	[4.5]	[5.8]	[8.0]	[24]	A_K ^b	α_{IRAC} ^c	Class
1016	05:34:33.62	-06:11:19.3	13.94 ± 0.02	13.33 ± 0.03	13.02 ± 0.03	12.61 ± 0.01	12.44 ± 0.01	12.05 ± 0.02	10.81 ± 0.01	7.50 ± 0.04	0.00	-0.77	D
1017	05:35:54.34	-06:11:19.2	16.64 ± 0.14	15.73 ± 0.15	15.46 ± 0.16	14.72 ± 0.01	14.41 ± 0.02	13.91 ± 0.07	13.26 ± 0.09	... ± ...	0.28	-1.12	D
1018	05:35:52.64	-06:11:11.6	16.34 ± 0.10	15.63 ± 0.14	15.39 ± 0.14	14.48 ± 0.01	14.17 ± 0.01	13.71 ± 0.06	12.94 ± 0.09	... ± ...	0.07	-1.04	D
1019	05:36:17.26	-06:11:11.0	16.88 ± 0.16	14.86 ± 0.09	13.51 ± 0.05	11.76 ± 0.01	10.37 ± 0.01	9.30 ± 0.01	8.07 ± 0.01	3.65 ± 0.01	0.91	1.34	P
1020	05:36:40.75	-06:11:08.2	15.01 ± 0.04	13.89 ± 0.04	12.83 ± 0.02	10.79 ± 0.01	10.14 ± 0.01	9.71 ± 0.01	8.90 ± 0.01	5.27 ± 0.02	0.00	-0.72	D
1021	05:34:53.96	-06:10:51.7	13.37 ± 0.02	12.66 ± 0.03	12.31 ± 0.02	11.69 ± 0.01	11.42 ± 0.01	11.04 ± 0.01	10.52 ± 0.01	8.39 ± 0.07	0.00	-1.47	D
1022	05:32:49.94	-06:10:45.5	14.11 ± 0.03	13.45 ± 0.03	13.15 ± 0.03	11.90 ± 0.01	11.68 ± 0.01	11.13 ± 0.01	10.75 ± 0.02	... ± ...	0.00	-1.43	D
1023	05:35:26.78	-06:10:34.0	15.62 ± 0.07	15.05 ± 0.08	14.78 ± 0.08	14.22 ± 0.01	13.99 ± 0.01	13.66 ± 0.05	12.88 ± 0.06	... ± ...	0.00	-1.30	D
1024	05:36:40.57	-06:10:33.2	12.65 ± 0.03	11.21 ± 0.03	10.44 ± 0.02	9.37 ± 0.01	8.89 ± 0.01	8.49 ± 0.01	7.82 ± 0.01	4.53 ± 0.02	0.61	-1.08	D
1025	05:36:09.66	-06:10:30.6	... ± ± ...	10.25 ± 0.04	9.62 ± 0.01	9.11 ± 0.01	9.02 ± 0.01	8.24 ± 0.01	6.09 ± 0.02	...	-1.35	D
1026	05:36:59.39	-06:10:15.6	15.96 ± 0.09	15.17 ± 0.11	14.55 ± 0.11	13.90 ± 0.01	13.59 ± 0.01	13.09 ± 0.06	12.31 ± 0.08	7.23 ± 0.03	0.00	-0.99	D
1027	05:35:52.00	-06:10:01.8	9.73 ± 0.03	8.62 ± 0.05	8.01 ± 0.02	7.21 ± 0.01	6.48 ± 0.01	5.77 ± 0.01	4.51 ± 0.01	0.52 ± 0.01	0.30	0.24	P
1028	05:33:31.47	-06:09:54.1	12.75 ± 0.03	12.03 ± 0.03	11.67 ± 0.02	11.06 ± 0.01	10.76 ± 0.01	10.34 ± 0.01	9.50 ± 0.01	7.04 ± 0.03	0.00	-1.03	D
1029	05:35:15.85	-06:09:46.8	14.82 ± 0.04	14.17 ± 0.05	13.64 ± 0.03	12.95 ± 0.01	12.56 ± 0.01	12.24 ± 0.02	11.63 ± 0.02	9.09 ± 0.14	0.00	-1.34	D
1030	05:35:44.13	-06:09:30.7	16.58 ± 0.11	15.41 ± 0.11	14.96 ± 0.11	13.89 ± 0.01	13.61 ± 0.03	13.20 ± 0.06	12.39 ± 0.06	7.54 ± 0.04	0.49	-1.11	D
1031	05:36:59.23	-06:09:16.2	8.95 ± 0.03	8.41 ± 0.04	7.69 ± 0.05	6.57 ± 0.01	6.10 ± 0.01	5.70 ± 0.01	4.36 ± 0.01	1.75 ± 0.01	0.00	0.35	D
1032	05:36:33.23	-06:08:55.1	13.55 ± 0.03	12.68 ± 0.03	12.15 ± 0.02	11.38 ± 0.01	10.99 ± 0.01	10.52 ± 0.01	9.88 ± 0.01	7.41 ± 0.02	0.05	-1.10	D
1033	05:35:34.93	-06:08:36.7	16.42 ± 0.12	15.15 ± 0.09	14.23 ± 0.05	13.44 ± 0.01	13.10 ± 0.01	12.51 ± 0.02	11.49 ± 0.02	7.42 ± 0.03	0.27	-0.56	D
1034	05:35:43.97	-06:08:28.8	... ± ± ± ...	14.95 ± 0.02	14.24 ± 0.01	13.80 ± 0.07	... ± ±	D
1035	05:34:34.69	-06:08:27.7	13.75 ± 0.04	13.02 ± 0.05	12.66 ± 0.03	11.89 ± 0.01	11.64 ± 0.01	11.46 ± 0.01	11.06 ± 0.02	7.60 ± 0.04	0.00	-1.90	D
1036	05:36:31.55	-06:08:27.5	10.49 ± 0.03	9.60 ± 0.04	9.07 ± 0.03	8.19 ± 0.01	7.73 ± 0.01	7.28 ± 0.01	6.42 ± 0.01	3.55 ± 0.01	0.08	-0.81	D
1037	05:36:34.93	-06:08:20.6	15.37 ± 0.05	14.83 ± 0.06	14.37 ± 0.06	13.86 ± 0.01	13.52 ± 0.01	13.00 ± 0.03	12.47 ± 0.06	... ± ...	0.00	-1.20	D
1038	05:36:47.49	-06:08:20.3	13.05 ± 0.03	12.36 ± 0.03	12.12 ± 0.02	11.89 ± 0.01	11.83 ± 0.01	11.80 ± 0.01	11.81 ± 0.03	7.01 ± 0.03	0.05	-2.75	D
1039	05:36:26.10	-06:08:03.7	11.36 ± 0.02	10.39 ± 0.03	9.85 ± 0.02	8.28 ± 0.01	7.79 ± 0.01	7.34 ± 0.01	6.64 ± 0.01	3.79 ± 0.01	0.18	-0.96	D
1040	05:34:59.38	-06:07:22.8	13.15 ± 0.02	12.50 ± 0.03	12.21 ± 0.02	11.85 ± 0.01	11.61 ± 0.01	11.28 ± 0.01	10.55 ± 0.01	7.07 ± 0.03	0.00	-1.34	D
1041	05:35:20.89	-06:07:17.7	13.84 ± 0.03	13.22 ± 0.03	12.89 ± 0.02	12.48 ± 0.01	12.14 ± 0.01	11.75 ± 0.01	10.81 ± 0.01	8.24 ± 0.08	0.00	-0.93	D
1042	05:36:00.06	-06:07:14.2	17.11 ± 0.19	15.49 ± 0.11	14.56 ± 0.07	13.39 ± 0.01	12.50 ± 0.01	11.60 ± 0.01	10.29 ± 0.01	6.46 ± 0.02	0.71	0.71	P
1043	05:33:25.52	-06:06:34.1	12.92 ± 0.02	11.84 ± 0.02	11.03 ± 0.02	10.04 ± 0.01	9.27 ± 0.01	8.92 ± 0.01	8.08 ± 0.01	5.05 ± 0.01	0.12	-0.68	D
1044	05:34:56.43	-06:06:21.3	15.66 ± 0.06	14.53 ± 0.06	13.79 ± 0.04	12.85 ± 0.01	12.45 ± 0.01	12.06 ± 0.02	11.47 ± 0.03	8.22 ± 0.06	0.22	-1.24	D
1045	05:34:06.01	-06:06:11.7	13.94 ± 0.02	13.36 ± 0.04	13.09 ± 0.03	12.79 ± 0.01	12.42 ± 0.01	11.76 ± 0.03	11.58 ± 0.04	8.57 ± 0.10	0.00	-1.37	D
1046	05:35:33.21	-06:06:09.6	... ± ± ...	14.90 ± 0.09	11.67 ± 0.01	10.34 ± 0.01	9.14 ± 0.01	8.05 ± 0.01	4.48 ± 0.01	...	1.31	P
1047	05:33:41.60	-06:06:07.2	14.50 ± 0.04	13.55 ± 0.03	12.80 ± 0.03	11.72 ± 0.01	11.28 ± 0.01	10.90 ± 0.01	10.26 ± 0.01	7.09 ± 0.04	0.00	-1.17	D
1048	05:33:39.75	-06:06:03.2	13.38 ± 0.03	12.77 ± 0.03	12.43 ± 0.03	12.03 ± 0.01	11.85 ± 0.01	11.56 ± 0.02	11.14 ± 0.02	8.32 ± 0.08	0.00	-1.80	D
1049	05:35:10.04	-06:05:36.3	13.87 ± 0.03	11.83 ± 0.03	10.59 ± 0.02	9.45 ± 0.01	8.84 ± 0.01	8.51 ± 0.01	7.94 ± 0.01	5.74 ± 0.02	1.02	-1.15	D
1050	05:34:36.16	-06:05:34.7	12.24 ± 0.02	11.39 ± 0.03	10.80 ± 0.02	10.32 ± 0.01	10.04 ± 0.01	9.67 ± 0.01	9.18 ± 0.01	5.93 ± 0.01	0.00	-1.51	D

Table 1—Continued

Index	R.A. ^a	Decl. ^a	J	H	K_S	[3.6]	[4.5]	[5.8]	[8.0]	[24]	A_K^b	α_{IRAC}^c	Class
1051	05:34:40.22	-06:05:32.5	16.10 ± 0.08	15.72 ± 0.15	14.84 ± 0.09	14.15 ± 0.01	13.78 ± 0.02	13.53 ± 0.07	12.78 ± 0.08	... ± ...	0.00	-1.30	D
1052	05:36:24.74	-06:05:13.1	13.15 ± 0.02	12.47 ± 0.03	12.17 ± 0.02	11.62 ± 0.01	11.41 ± 0.01	11.02 ± 0.01	10.44 ± 0.01	8.61 ± 0.08	0.00	-1.45	D
1053	05:35:30.44	-06:05:01.0	14.43 ± 0.04	13.92 ± 0.04	13.53 ± 0.04	12.93 ± 0.01	12.60 ± 0.01	12.20 ± 0.03	11.39 ± 0.02	8.68 ± 0.11	0.00	-1.07	D
1054	05:35:23.95	-06:04:56.0	15.95 ± 0.08	15.01 ± 0.09	14.28 ± 0.06	13.32 ± 0.01	12.80 ± 0.01	12.27 ± 0.03	11.69 ± 0.04	8.37 ± 0.07	0.00	-0.96	D
1055	05:34:02.51	-06:04:31.2	14.33 ± 0.03	13.54 ± 0.04	13.14 ± 0.03	12.60 ± 0.01	12.16 ± 0.01	11.98 ± 0.01	11.48 ± 0.03	... ± ...	0.05	-1.60	D
1056	05:33:45.39	-06:04:25.8	11.48 ± 0.03	10.75 ± 0.03	10.33 ± 0.03	9.74 ± 0.01	9.35 ± 0.01	9.06 ± 0.01	8.09 ± 0.01	4.85 ± 0.01	0.00	-0.97	D
1057	05:33:19.81	-06:04:23.1	12.72 ± 0.02	12.01 ± 0.02	11.83 ± 0.02	11.59 ± 0.01	11.40 ± 0.01	11.34 ± 0.01	10.71 ± 0.01	6.29 ± 0.02	0.10	-1.87	D
1058	05:33:34.40	-06:04:20.0	15.00 ± 0.05	14.47 ± 0.05	14.00 ± 0.05	13.55 ± 0.01	13.29 ± 0.01	13.03 ± 0.03	12.34 ± 0.03	... ± ...	0.00	-1.46	D
1059	05:34:49.55	-06:04:09.1	15.08 ± 0.04	14.47 ± 0.05	14.13 ± 0.06	13.64 ± 0.01	13.29 ± 0.01	12.92 ± 0.04	12.12 ± 0.04	... ± ...	0.00	-1.09	D
1060	05:35:20.98	-06:04:00.7	13.88 ± 0.03	13.33 ± 0.04	13.08 ± 0.03	12.71 ± 0.01	12.58 ± 0.01	12.26 ± 0.04	11.47 ± 0.03	8.80 ± 0.09	0.00	-1.39	D
1061	05:34:12.64	-06:03:59.0	16.00 ± 0.08	15.38 ± 0.10	14.74 ± 0.09	14.19 ± 0.02	13.98 ± 0.02	13.56 ± 0.08	13.12 ± 0.10	... ± ...	0.00	-1.57	D
1062	05:35:01.38	-06:03:55.7	13.90 ± 0.03	13.18 ± 0.03	12.81 ± 0.03	12.48 ± 0.01	12.18 ± 0.01	11.80 ± 0.02	11.07 ± 0.03	8.26 ± 0.07	0.00	-1.21	D
1063	05:35:19.32	-06:03:47.2	15.41 ± 0.05	14.78 ± 0.07	14.33 ± 0.06	13.78 ± 0.01	13.52 ± 0.02	13.28 ± 0.08	12.38 ± 0.10	... ± ...	0.00	-1.26	D
1064	05:36:06.31	-06:03:15.4	14.72 ± 0.04	14.11 ± 0.04	13.80 ± 0.05	13.12 ± 0.01	12.86 ± 0.01	12.51 ± 0.03	11.97 ± 0.06	8.88 ± 0.14	0.00	-1.50	D
1065	05:35:34.65	-06:02:47.1	13.89 ± 0.04	12.17 ± 0.03	11.20 ± 0.02	10.15 ± 0.01	9.79 ± 0.01	9.33 ± 0.01	8.73 ± 0.01	5.91 ± 0.01	0.82	-1.19	D
1066	05:35:58.93	-06:02:39.4	14.63 ± 0.03	13.89 ± 0.04	13.40 ± 0.04	12.98 ± 0.01	12.37 ± 0.01	12.26 ± 0.02	11.25 ± 0.02	8.05 ± 0.05	0.00	-0.97	D
1067	05:35:37.50	-06:02:30.6	... ± ± ...	15.28 ± 0.16	14.25 ± 0.02	13.11 ± 0.02	12.08 ± 0.04	... ± ±	D
1068	05:35:37.20	-06:02:30.2	... ± ± ...	15.24 ± 0.14	14.14 ± 0.02	13.03 ± 0.01	12.04 ± 0.04	11.15 ± 0.04	... ±	0.59	D
1069	05:34:01.07	-06:02:26.5	12.06 ± 0.02	11.36 ± 0.03	11.14 ± 0.02	10.73 ± 0.01	10.37 ± 0.01	9.84 ± 0.01	8.53 ± 0.01	5.92 ± 0.02	0.07	-0.31	D
1070	05:35:00.28	-06:02:14.6	15.26 ± 0.04	14.61 ± 0.06	14.30 ± 0.05	13.94 ± 0.01	13.65 ± 0.01	13.49 ± 0.08	... ± ± ...	0.00	...	D
1071	05:37:14.45	-06:02:12.6	15.28 ± 0.05	14.71 ± 0.08	14.37 ± 0.10	13.92 ± 0.01	13.64 ± 0.01	13.41 ± 0.05	12.66 ± 0.05	... ± ...	0.00	-1.41	D
1072	05:34:18.24	-06:02:00.1	14.75 ± 0.08	14.18 ± 0.09	13.77 ± 0.08	13.28 ± 0.01	12.87 ± 0.01	12.68 ± 0.03	12.10 ± 0.04	9.48 ± 0.18	0.00	-1.53	D
1073	05:36:07.01	-06:01:50.2	14.45 ± 0.03	13.59 ± 0.03	13.15 ± 0.02	12.38 ± 0.01	12.03 ± 0.01	11.74 ± 0.02	11.08 ± 0.02	8.45 ± 0.07	0.11	-1.37	D
1074	05:35:24.50	-06:01:46.3	13.22 ± 0.02	12.39 ± 0.03	11.77 ± 0.02	10.65 ± 0.01	10.47 ± 0.01	9.83 ± 0.01	9.18 ± 0.01	5.79 ± 0.01	0.00	-1.05	D
1075	05:37:14.80	-06:01:41.8	14.40 ± 0.04	13.81 ± 0.04	13.62 ± 0.05	13.26 ± 0.01	13.13 ± 0.01	12.96 ± 0.04	12.50 ± 0.07	8.98 ± 0.11	0.00	-1.97	D
1076	05:35:15.64	-06:01:28.0	... ± ± ± ...	12.76 ± 0.01	12.39 ± 0.01	12.16 ± 0.04	11.34 ± 0.03	8.61 ± 0.09	...	-1.26	D
1077	05:35:00.53	-06:01:23.4	12.96 ± 0.02	12.21 ± 0.03	11.84 ± 0.02	11.42 ± 0.01	11.10 ± 0.01	11.08 ± 0.02	10.39 ± 0.02	7.61 ± 0.04	0.02	-1.74	D
1078	05:36:30.27	-06:01:17.4	... ± ± ...	14.95 ± 0.09	10.68 ± 0.01	9.22 ± 0.01	7.92 ± 0.01	6.98 ± 0.01	2.76 ± 0.01	...	1.41	P
1079	05:37:01.01	-06:01:16.4	... ± ± ...	15.52 ± 0.16	13.59 ± 0.01	12.89 ± 0.01	12.27 ± 0.02	12.00 ± 0.03	9.40 ± 0.18	...	-1.00	D
1080	05:35:22.89	-06:01:16.2	... ± ± ...	15.04 ± 0.10	14.00 ± 0.01	13.73 ± 0.02	13.35 ± 0.07	12.85 ± 0.13	... ±	-1.49	D
1081	05:36:32.45	-06:01:16.2	... ± ...	14.25 ± 0.04	12.27 ± 0.03	10.07 ± 0.01	9.19 ± 0.01	7.97 ± 0.01	7.23 ± 0.01	3.31 ± 0.01	1.64	0.52	P
1082	05:37:09.07	-06:01:06.9	14.02 ± 0.03	13.44 ± 0.04	12.95 ± 0.04	12.55 ± 0.01	12.16 ± 0.01	11.75 ± 0.02	11.08 ± 0.02	8.44 ± 0.07	0.00	-1.16	D
1083	05:35:28.37	-06:01:00.5	14.94 ± 0.04	14.36 ± 0.04	14.00 ± 0.05	13.60 ± 0.01	13.28 ± 0.01	13.11 ± 0.08	12.48 ± 0.11	... ± ...	0.00	-1.59	D
1084	05:36:15.58	-06:00:50.4	13.95 ± 0.03	13.25 ± 0.04	12.94 ± 0.03	12.44 ± 0.01	12.14 ± 0.01	11.81 ± 0.02	11.12 ± 0.02	8.28 ± 0.07	0.00	-1.33	D
1085	05:35:03.74	-06:00:13.4	... ± ...	14.13 ± 0.08	13.87 ± 0.05	13.44 ± 0.06	12.54 ± 0.03	... ± ± ± ...	0.00	...	D

Table 1—Continued

Index	R.A. ^a	Decl. ^a	J	H	K_S	[3.6]	[4.5]	[5.8]	[8.0]	[24]	A_K ^b	α_{IRAC} ^c	Class
1086	05:34:58.50	-06:00:00.5	11.71 ± 0.02	11.02 ± 0.04	10.82 ± 0.03	10.51 ± 0.01	10.43 ± 0.01	10.18 ± 0.01	9.46 ± 0.01	5.35 ± 0.01	0.07	-1.62	D
1087	05:35:39.91	-05:59:13.5	... ± ...	15.39 ± 0.10	14.19 ± 0.05	13.47 ± 0.01	13.21 ± 0.01	12.94 ± 0.05	12.52 ± 0.12	... ± ...	1.74	-1.75	D
1088	05:35:28.32	-05:59:13.3	12.32 ± 0.02	11.52 ± 0.04	11.09 ± 0.02	10.72 ± 0.01	10.30 ± 0.01	9.79 ± 0.01	8.80 ± 0.02	5.30 ± 0.01	0.04	-0.63	D
1089	05:35:33.11	-05:59:06.4	... ± ± ± ...	14.03 ± 0.01	13.21 ± 0.01	12.28 ± 0.03	11.08 ± 0.04	7.13 ± 0.03	...	0.57	FP
1090	05:35:31.36	-05:58:40.2	12.60 ± 0.02	12.00 ± 0.04	11.68 ± 0.03	11.23 ± 0.01	10.98 ± 0.01	10.61 ± 0.01	9.90 ± 0.01	7.19 ± 0.03	0.00	-1.29	D
1091	05:35:19.26	-05:58:32.0	... ± ± ± ...	14.27 ± 0.01	13.92 ± 0.01	13.50 ± 0.09	13.02 ± 0.11	... ±	-1.38	D
1092	05:35:17.10	-05:58:30.2	12.43 ± 0.02	11.69 ± 0.04	11.24 ± 0.02	10.68 ± 0.01	10.19 ± 0.01	9.79 ± 0.01	8.82 ± 0.01	5.42 ± 0.02	0.00	-0.73	D
1093	05:35:09.00	-05:58:27.6	... ± ± ± ...	12.48 ± 0.01	10.81 ± 0.01	10.21 ± 0.01	... ± ...	4.06 ± 0.01	P
1094	05:35:17.65	-05:58:26.4	10.60 ± 0.02	9.72 ± 0.03	9.19 ± 0.02	8.41 ± 0.01	8.03 ± 0.01	7.67 ± 0.01	6.84 ± 0.01	3.93 ± 0.01	0.07	-1.05	D
1095	05:35:35.50	-05:58:18.9	13.62 ± 0.03	12.69 ± 0.03	12.30 ± 0.02	11.90 ± 0.01	11.65 ± 0.01	11.40 ± 0.01	10.72 ± 0.02	7.08 ± 0.03	0.23	-1.50	D
1096	05:34:43.56	-05:58:10.1	13.78 ± 0.03	12.95 ± 0.03	12.40 ± 0.02	11.36 ± 0.01	10.91 ± 0.01	10.67 ± 0.01	10.13 ± 0.01	7.31 ± 0.04	0.00	-1.47	D
1097	05:35:39.14	-05:58:06.4	13.76 ± 0.03	13.11 ± 0.03	12.80 ± 0.02	12.38 ± 0.01	12.12 ± 0.01	11.84 ± 0.02	11.28 ± 0.02	8.51 ± 0.09	0.00	-1.58	D
1098	05:34:30.95	-05:58:03.6	14.16 ± 0.03	13.56 ± 0.04	13.26 ± 0.03	12.98 ± 0.01	12.70 ± 0.01	12.54 ± 0.03	11.84 ± 0.03	8.32 ± 0.07	0.00	-1.57	D
1099	05:32:46.72	-05:58:02.0	12.22 ± 0.02	11.40 ± 0.02	11.05 ± 0.02	10.59 ± 0.01	10.31 ± 0.01	10.03 ± 0.01	9.53 ± 0.01	... ± ...	0.13	-1.62	D
1100	05:35:13.41	-05:57:58.1	... ± ± ± ...	13.38 ± 0.01	11.79 ± 0.01	10.95 ± 0.01	10.36 ± 0.02	2.48 ± 0.01	...	0.53	P
1101	05:34:47.52	-05:57:56.9	10.95 ± 0.02	10.04 ± 0.03	9.40 ± 0.02	8.71 ± 0.01	8.28 ± 0.01	8.07 ± 0.01	7.62 ± 0.01	5.16 ± 0.01	0.02	-1.63	D
1102	05:34:38.97	-05:57:53.6	13.49 ± 0.03	12.90 ± 0.04	12.58 ± 0.03	12.01 ± 0.01	11.69 ± 0.01	11.33 ± 0.01	10.74 ± 0.01	8.82 ± 0.12	0.00	-1.37	D
1103	05:36:33.71	-05:57:53.4	11.81 ± 0.02	10.70 ± 0.03	9.96 ± 0.02	9.03 ± 0.01	8.54 ± 0.01	8.19 ± 0.01	7.49 ± 0.01	5.16 ± 0.01	0.20	-1.10	D
1104	05:35:38.50	-05:57:29.9	... ± ± ...	15.30 ± 0.13	14.56 ± 0.02	14.34 ± 0.01	13.89 ± 0.11	13.42 ± 0.11	... ±	-1.48	D
1105	05:35:57.65	-05:57:18.5	12.10 ± 0.02	11.36 ± 0.03	10.83 ± 0.02	10.16 ± 0.01	9.78 ± 0.01	9.41 ± 0.01	8.54 ± 0.01	4.66 ± 0.01	0.00	-0.99	D
1106	05:33:43.96	-05:57:16.5	14.88 ± 0.04	14.28 ± 0.05	13.89 ± 0.04	13.37 ± 0.01	13.07 ± 0.01	12.69 ± 0.03	12.13 ± 0.05	... ± ...	0.00	-1.40	D
1107	05:33:46.48	-05:57:12.7	10.29 ± 0.03	9.61 ± 0.04	9.20 ± 0.02	8.49 ± 0.01	8.14 ± 0.01	7.78 ± 0.01	6.95 ± 0.01	3.94 ± 0.01	0.00	-1.08	D
1108	05:35:09.97	-05:57:11.8	12.06 ± 0.02	10.54 ± 0.03	9.61 ± 0.02	8.36 ± 0.01	7.76 ± 0.01	7.21 ± 0.01	6.32 ± 0.01	3.48 ± 0.01	0.59	-0.50	D
1109	05:35:06.06	-05:57:00.9	12.45 ± 0.02	10.93 ± 0.04	10.09 ± 0.02	9.38 ± 0.01	8.65 ± 0.01	8.30 ± 0.01	6.94 ± 0.01	3.71 ± 0.01	0.65	-0.14	D
1110	05:36:48.99	-05:56:49.0	12.17 ± 0.02	11.42 ± 0.03	11.22 ± 0.02	11.09 ± 0.01	11.02 ± 0.01	10.79 ± 0.01	9.82 ± 0.01	6.27 ± 0.01	0.14	-1.39	D
1111	05:34:11.67	-05:56:47.2	14.95 ± 0.05	14.42 ± 0.06	14.13 ± 0.05	13.72 ± 0.01	13.52 ± 0.01	13.20 ± 0.07	12.83 ± 0.10	... ± ...	0.00	-1.78	D
1112	05:33:39.16	-05:56:41.5	15.11 ± 0.04	14.39 ± 0.05	13.96 ± 0.04	13.42 ± 0.01	13.04 ± 0.01	12.70 ± 0.04	11.89 ± 0.03	8.98 ± 0.12	0.00	-1.10	D
1113	05:34:58.65	-05:56:40.9	15.56 ± 0.05	14.97 ± 0.08	14.67 ± 0.08	13.95 ± 0.01	13.71 ± 0.01	13.50 ± 0.07	12.53 ± 0.07	... ± ...	0.00	-1.24	D
1114	05:34:58.63	-05:56:32.1	15.72 ± 0.06	15.26 ± 0.09	14.82 ± 0.09	14.11 ± 0.01	13.84 ± 0.02	13.48 ± 0.08	12.97 ± 0.11	8.91 ± 0.12	0.00	-1.52	D
1115	05:36:26.84	-05:56:29.9	13.42 ± 0.03	12.42 ± 0.03	11.88 ± 0.02	11.15 ± 0.01	10.82 ± 0.01	10.41 ± 0.01	9.84 ± 0.01	7.55 ± 0.04	0.22	-1.31	D
1116	05:35:28.39	-05:56:28.0	13.06 ± 0.02	12.27 ± 0.04	11.86 ± 0.02	11.26 ± 0.01	10.99 ± 0.01	10.77 ± 0.01	10.37 ± 0.01	8.14 ± 0.06	0.04	-1.83	D
1117	05:35:48.53	-05:56:22.9	13.31 ± 0.02	12.50 ± 0.03	12.00 ± 0.02	11.36 ± 0.01	11.02 ± 0.01	10.67 ± 0.01	10.10 ± 0.02	7.25 ± 0.03	0.00	-1.39	D
1118	05:35:12.34	-05:56:07.5	14.60 ± 0.03	14.02 ± 0.03	13.72 ± 0.03	13.07 ± 0.01	12.70 ± 0.01	12.30 ± 0.03	11.56 ± 0.04	9.10 ± 0.14	0.00	-1.11	D
1119	05:35:07.38	-05:56:06.2	14.01 ± 0.03	13.42 ± 0.04	13.11 ± 0.03	12.67 ± 0.01	12.45 ± 0.01	12.22 ± 0.02	11.58 ± 0.03	8.22 ± 0.07	0.00	-1.59	D
1120	05:33:28.08	-05:56:00.0	17.06 ± 0.17	15.62 ± 0.12	15.18 ± 0.16	14.44 ± 0.01	14.13 ± 0.01	14.08 ± 0.08	13.27 ± 0.09	9.56 ± 0.17	0.76	-1.56	D

Table 1—Continued

Index	R.A. ^a	Decl. ^a	J	H	K_S	[3.6]	[4.5]	[5.8]	[8.0]	[24]	A_K^b	α_{IRAC}^c	Class
1121	05:35:08.60	-05:55:54.3	... ± ± ± ± ...	12.15 ± 0.01	10.51 ± 0.01	8.91 ± 0.01	3.54 ± 0.01	P
1122	05:36:22.26	-05:55:47.3	13.87 ± 0.02	13.24 ± 0.03	12.94 ± 0.02	12.32 ± 0.01	11.93 ± 0.01	11.55 ± 0.01	10.85 ± 0.02	8.59 ± 0.10	0.00	-1.16	D
1123	05:34:07.78	-05:55:47.3	12.16 ± 0.02	11.42 ± 0.03	11.26 ± 0.02	11.14 ± 0.01	11.12 ± 0.01	10.96 ± 0.01	10.61 ± 0.02	7.05 ± 0.02	0.12	-2.21	D
1124	05:35:10.25	-05:55:45.9	... ± ± ± ...	14.06 ± 0.03	12.45 ± 0.02	11.73 ± 0.02	11.42 ± 0.04	... ±	0.07	D
1125	05:35:30.92	-05:55:42.1	13.37 ± 0.02	12.73 ± 0.03	12.40 ± 0.03	11.89 ± 0.01	11.53 ± 0.01	11.25 ± 0.01	10.42 ± 0.01	7.66 ± 0.05	0.00	-1.17	D
1126	05:34:13.46	-05:55:41.5	12.52 ± 0.02	11.73 ± 0.03	11.42 ± 0.02	10.93 ± 0.01	10.65 ± 0.01	10.40 ± 0.01	9.96 ± 0.01	7.63 ± 0.05	0.12	-1.73	D
1127	05:35:10.42	-05:55:40.9	... ± ± ± ± ± ± ± ...	5.90 ± 0.01	RP
1128	05:35:24.56	-05:55:33.4	16.34 ± 0.11	13.38 ± 0.03	11.48 ± 0.03	9.77 ± 0.01	8.66 ± 0.01	7.73 ± 0.01	6.83 ± 0.01	2.97 ± 0.01	1.70	0.51	P
1129	05:33:56.34	-05:55:30.4	15.75 ± 0.06	15.05 ± 0.08	14.52 ± 0.06	14.01 ± 0.01	13.87 ± 0.01	13.74 ± 0.11	... ± ± ...	0.00	...	D
1130	05:36:19.17	-05:55:30.3	... ± ...	15.87 ± 0.16	15.19 ± 0.12	12.65 ± 0.01	11.64 ± 0.01	10.89 ± 0.01	9.95 ± 0.01	5.88 ± 0.03	0.00	0.22	P
1131	05:34:55.60	-05:55:29.1	13.02 ± 0.02	12.05 ± 0.03	11.52 ± 0.02	10.82 ± 0.01	10.43 ± 0.01	9.80 ± 0.01	8.57 ± 0.01	5.23 ± 0.02	0.18	-0.23	D
1132	05:36:36.18	-05:55:29.0	11.62 ± 0.02	10.61 ± 0.03	9.99 ± 0.02	9.21 ± 0.01	8.85 ± 0.01	8.53 ± 0.01	8.04 ± 0.01	6.10 ± 0.02	0.15	-1.50	D
1133	05:35:26.42	-05:55:26.4	13.32 ± 0.02	12.58 ± 0.04	12.28 ± 0.03	11.76 ± 0.01	11.53 ± 0.01	11.07 ± 0.02	10.68 ± 0.02	8.43 ± 0.08	0.05	-1.54	D
1134	05:35:12.82	-05:55:26.3	13.51 ± 0.02	12.79 ± 0.03	12.56 ± 0.02	12.14 ± 0.01	11.89 ± 0.01	11.64 ± 0.02	11.07 ± 0.02	8.50 ± 0.09	0.09	-1.61	D
1135	05:35:00.81	-05:55:25.7	... ± ...	15.54 ± 0.12	12.80 ± 0.03	10.34 ± 0.01	8.84 ± 0.01	8.01 ± 0.01	6.99 ± 0.01	3.49 ± 0.01	1.48	0.90	P
1136	05:36:19.02	-05:55:25.5	... ± ...	15.74 ± 0.14	14.26 ± 0.07	11.40 ± 0.01	10.43 ± 0.01	9.68 ± 0.01	8.89 ± 0.01	4.91 ± 0.01	0.15	0.90	P
1137	05:34:11.59	-05:55:21.8	12.26 ± 0.02	11.53 ± 0.03	11.14 ± 0.02	10.47 ± 0.01	10.22 ± 0.01	10.07 ± 0.01	9.65 ± 0.02	6.36 ± 0.04	0.00	-1.92	D
1138	05:34:54.80	-05:55:08.3	14.92 ± 0.04	14.24 ± 0.06	14.00 ± 0.05	13.55 ± 0.01	13.27 ± 0.01	12.98 ± 0.04	12.52 ± 0.06	... ± ...	0.03	-1.66	D
1139	05:35:59.68	-05:55:02.9	13.95 ± 0.03	13.34 ± 0.03	13.04 ± 0.03	12.83 ± 0.01	12.55 ± 0.01	12.45 ± 0.05	... ± ± ...	0.00	...	D
1140	05:34:41.87	-05:55:02.6	15.12 ± 0.04	14.46 ± 0.06	14.14 ± 0.05	13.61 ± 0.01	13.38 ± 0.01	13.16 ± 0.07	12.48 ± 0.09	... ± ...	0.00	-1.55	D
1141	05:34:49.65	-05:54:51.6	16.10 ± 0.08	15.17 ± 0.08	14.56 ± 0.06	13.90 ± 0.01	13.73 ± 0.01	13.74 ± 0.10	12.76 ± 0.18	... ± ...	0.08	-1.60	D
1142	05:35:12.33	-05:54:35.3	13.90 ± 0.03	13.34 ± 0.04	13.03 ± 0.03	12.68 ± 0.01	12.57 ± 0.01	12.40 ± 0.03	11.87 ± 0.06	9.11 ± 0.14	0.00	-1.90	D
1143	05:34:58.32	-05:54:28.6	12.14 ± 0.02	11.26 ± 0.03	10.64 ± 0.02	10.08 ± 0.01	9.62 ± 0.01	9.14 ± 0.01	8.37 ± 0.01	6.06 ± 0.02	0.00	-0.88	D
1144	05:34:49.68	-05:54:27.1	14.89 ± 0.04	14.18 ± 0.06	13.64 ± 0.04	12.96 ± 0.01	12.74 ± 0.01	12.21 ± 0.03	11.58 ± 0.04	... ± ...	0.00	-1.19	D
1145	05:35:14.44	-05:54:26.5	13.61 ± 0.03	12.86 ± 0.03	12.60 ± 0.02	12.04 ± 0.01	11.63 ± 0.01	11.44 ± 0.02	10.83 ± 0.02	8.49 ± 0.08	0.11	-1.49	D
1146	05:35:55.01	-05:54:20.6	14.50 ± 0.03	13.59 ± 0.04	13.07 ± 0.03	12.43 ± 0.01	12.25 ± 0.01	11.92 ± 0.05	10.92 ± 0.06	7.77 ± 0.04	0.12	-1.10	D
1147	05:35:03.94	-05:54:01.7	13.88 ± 0.03	12.32 ± 0.04	11.26 ± 0.02	9.66 ± 0.01	9.02 ± 0.01	8.43 ± 0.01	7.65 ± 0.01	4.98 ± 0.01	0.55	-0.53	D
1148	05:35:48.12	-05:53:57.2	12.82 ± 0.02	11.62 ± 0.03	11.00 ± 0.02	9.84 ± 0.01	9.46 ± 0.01	9.14 ± 0.01	8.47 ± 0.01	5.54 ± 0.01	0.42	-1.28	D
1149	05:36:32.28	-05:53:53.0	16.08 ± 0.13	15.01 ± 0.09	14.31 ± 0.06	13.19 ± 0.01	12.38 ± 0.01	11.90 ± 0.02	11.01 ± 0.02	7.80 ± 0.06	0.18	-0.39	D
1150	05:34:41.75	-05:53:36.3	15.40 ± 0.06	14.78 ± 0.06	14.40 ± 0.06	13.86 ± 0.01	13.55 ± 0.01	13.28 ± 0.06	12.37 ± 0.06	... ± ...	0.00	-1.15	D
1151	05:35:25.37	-05:53:21.2	11.61 ± 0.02	10.58 ± 0.03	9.95 ± 0.02	8.94 ± 0.01	8.51 ± 0.01	7.83 ± 0.01	7.12 ± 0.01	3.75 ± 0.01	0.19	-0.70	D
1152	05:35:15.50	-05:53:16.0	13.15 ± 0.02	11.91 ± 0.03	11.26 ± 0.02	10.13 ± 0.01	9.69 ± 0.01	9.19 ± 0.01	8.37 ± 0.02	5.72 ± 0.02	0.44	-0.81	D
1153	05:34:14.70	-05:53:07.7	13.38 ± 0.03	12.74 ± 0.03	12.46 ± 0.02	11.92 ± 0.01	11.65 ± 0.01	11.42 ± 0.02	10.87 ± 0.04	8.29 ± 0.08	0.00	-1.65	D
1154	05:35:01.89	-05:53:00.9	16.85 ± 0.17	15.45 ± 0.10	14.55 ± 0.07	13.64 ± 0.01	13.01 ± 0.01	12.65 ± 0.06	12.23 ± 0.10	... ± ...	0.46	-1.25	D
1155	05:36:42.12	-05:52:58.3	... ± ± ...	15.25 ± 0.12	13.18 ± 0.01	11.99 ± 0.01	11.13 ± 0.01	9.96 ± 0.01	7.86 ± 0.03	...	0.80	D

Table 1—Continued

Index	R.A. ^a	Decl. ^a	J	H	K_S	[3.6]	[4.5]	[5.8]	[8.0]	[24]	A_K ^b	α_{IRAC} ^c	Class
1156	05:37:07.74	-05:52:54.4	11.60 ± 0.03	10.92 ± 0.02	10.52 ± 0.02	10.26 ± 0.01	10.05 ± 0.01	9.84 ± 0.01	9.00 ± 0.01	5.58 ± 0.01	0.00	-1.41	D
1157	05:35:38.42	-05:52:45.6	14.58 ± 0.03	13.94 ± 0.04	13.63 ± 0.03	13.18 ± 0.01	12.85 ± 0.01	12.44 ± 0.04	11.83 ± 0.03	9.26 ± 0.17	0.00	-1.28	D
1158	05:35:22.05	-05:52:36.7	13.60 ± 0.02	12.85 ± 0.03	12.40 ± 0.03	10.47 ± 0.01	9.90 ± 0.01	9.53 ± 0.01	8.87 ± 0.02	6.01 ± 0.03	0.00	-1.03	D
1159	05:35:30.00	-05:52:32.5	... ± ...	16.17 ± 0.20	13.43 ± 0.05	10.87 ± 0.01	9.81 ± 0.01	9.15 ± 0.01	8.46 ± 0.01	5.83 ± 0.02	2.89	-0.12	D
1160	05:37:37.42	-05:52:21.8	13.02 ± 0.03	12.36 ± 0.02	12.12 ± 0.02	11.84 ± 0.01	... ± ...	11.68 ± 0.02	... ± ...	6.37 ± 0.01	0.00	...	D
1161	05:35:14.03	-05:52:09.0	11.85 ± 0.02	11.10 ± 0.03	10.73 ± 0.02	10.32 ± 0.01	10.16 ± 0.01	10.01 ± 0.01	9.65 ± 0.01	5.78 ± 0.02	0.02	-2.07	D
1162	05:35:07.18	-05:52:05.9	... ± ...	13.80 ± 0.17	13.05 ± 0.11	11.65 ± 0.01	10.46 ± 0.01	9.86 ± 0.01	8.90 ± 0.01	4.44 ± 0.01	0.00	0.21	P
1163	05:35:04.55	-05:51:59.6	... ± ± ± ...	14.89 ± 0.05	13.35 ± 0.01	12.67 ± 0.07	... ± ±	D
1164	05:35:30.58	-05:51:55.4	12.46 ± 0.03	11.48 ± 0.04	10.92 ± 0.03	10.03 ± 0.01	9.60 ± 0.01	9.22 ± 0.01	8.55 ± 0.01	5.42 ± 0.02	0.17	-1.15	D
1165	05:35:05.49	-05:51:54.4	... ± ...	16.05 ± 0.19	13.91 ± 0.07	11.97 ± 0.01	11.05 ± 0.01	10.75 ± 0.02	10.10 ± 0.02	4.39 ± 0.01	1.89	-0.80	P
1166	05:35:30.80	-05:51:51.1	13.12 ± 0.03	11.93 ± 0.04	11.36 ± 0.03	10.65 ± 0.01	10.22 ± 0.01	9.60 ± 0.01	8.34 ± 0.01	5.48 ± 0.02	0.43	-0.17	D
1167	05:35:50.46	-05:51:42.0	11.26 ± 0.02	10.52 ± 0.03	10.14 ± 0.02	9.55 ± 0.01	9.37 ± 0.01	9.12 ± 0.01	8.83 ± 0.01	5.59 ± 0.01	0.00	-2.00	D
1168	05:35:37.47	-05:51:27.9	13.31 ± 0.02	12.54 ± 0.03	12.21 ± 0.02	11.58 ± 0.01	11.28 ± 0.01	10.95 ± 0.02	9.96 ± 0.02	7.18 ± 0.03	0.08	-0.99	D
1169	05:35:23.89	-05:51:27.8	13.74 ± 0.03	13.09 ± 0.03	12.80 ± 0.03	12.37 ± 0.01	12.11 ± 0.01	11.74 ± 0.03	10.87 ± 0.09	... ± ...	0.00	-1.11	D
1170	05:35:25.99	-05:51:22.9	... ± ± ...	15.08 ± 0.12	12.81 ± 0.01	11.78 ± 0.01	11.06 ± 0.02	10.38 ± 0.03	6.64 ± 0.02	...	-0.08	P
1171	05:35:03.94	-05:51:18.7	14.67 ± 0.03	13.71 ± 0.04	13.01 ± 0.03	12.05 ± 0.01	11.57 ± 0.01	11.32 ± 0.03	10.72 ± 0.06	... ± ...	0.04	0.36	D
1172	05:36:33.57	-05:51:12.0	14.47 ± 0.03	13.78 ± 0.04	13.31 ± 0.03	12.68 ± 0.01	12.28 ± 0.01	11.84 ± 0.02	11.29 ± 0.03	8.87 ± 0.12	0.00	-1.23	D
1173	05:36:23.63	-05:51:09.1	15.04 ± 0.04	14.35 ± 0.05	14.05 ± 0.05	13.59 ± 0.01	13.33 ± 0.01	13.11 ± 0.06	12.39 ± 0.11	... ± ...	0.00	-1.48	D
1174	05:35:25.38	-05:51:08.6	8.87 ± 0.02	8.69 ± 0.03	8.37 ± 0.03	7.09 ± 0.01	6.38 ± 0.01	5.72 ± 0.01	4.71 ± 0.01	2.59 ± 0.01	0.00	-0.12	D
1175	05:35:14.74	-05:51:03.8	12.62 ± 0.02	11.33 ± 0.03	10.80 ± 0.02	10.11 ± 0.01	9.80 ± 0.01	9.39 ± 0.01	8.67 ± 0.02	5.86 ± 0.03	0.58	-1.17	D
1176	05:35:06.77	-05:51:01.3	12.74 ± 0.02	11.29 ± 0.04	10.74 ± 0.02	10.13 ± 0.01	9.75 ± 0.01	9.27 ± 0.01	8.62 ± 0.02	6.79 ± 0.03	0.77	-1.09	D
1177	05:33:30.71	-05:50:41.0	... ± ± ± ...	13.93 ± 0.01	11.93 ± 0.01	10.93 ± 0.01	9.93 ± 0.01	2.57 ± 0.01	...	1.60	P
1178	05:34:57.50	-05:50:32.4	14.62 ± 0.03	14.07 ± 0.05	13.77 ± 0.04	13.15 ± 0.01	12.82 ± 0.01	12.24 ± 0.08	... ± ± ...	0.00	...	D
1179	05:35:00.16	-05:50:27.3	13.52 ± 0.03	12.11 ± 0.03	11.43 ± 0.02	10.73 ± 0.01	10.36 ± 0.01	9.89 ± 0.01	9.02 ± 0.03	5.58 ± 0.02	0.63	-0.86	D
1180	05:35:17.97	-05:50:25.0	... ± ± ± ...	15.15 ± 0.08	... ± ± ± ...	6.19 ± 0.04	D
1181	05:34:41.18	-05:50:21.4	15.82 ± 0.06	15.39 ± 0.09	14.90 ± 0.09	14.28 ± 0.02	14.10 ± 0.02	... ± ± ± ...	0.00	...	D
1182	05:35:48.31	-05:50:11.1	13.22 ± 0.02	12.52 ± 0.03	12.33 ± 0.02	11.90 ± 0.01	11.70 ± 0.01	11.43 ± 0.02	10.79 ± 0.03	8.22 ± 0.07	0.08	-1.56	D
1183	05:36:10.10	-05:50:08.3	15.45 ± 0.05	14.36 ± 0.04	13.60 ± 0.04	13.01 ± 0.01	12.37 ± 0.01	11.97 ± 0.03	10.87 ± 0.04	5.56 ± 0.02	0.17	-0.45	D
1184	05:36:18.21	-05:49:53.2	13.96 ± 0.03	12.99 ± 0.03	12.48 ± 0.02	11.64 ± 0.01	11.32 ± 0.01	11.20 ± 0.01	10.67 ± 0.02	7.90 ± 0.05	0.19	-1.78	D
1185	05:34:56.08	-05:49:35.2	14.42 ± 0.03	13.21 ± 0.04	12.65 ± 0.03	12.06 ± 0.01	11.66 ± 0.01	11.19 ± 0.02	10.38 ± 0.03	7.62 ± 0.05	0.47	-0.90	D
1186	05:35:04.98	-05:49:29.3	14.93 ± 0.04	14.37 ± 0.05	14.12 ± 0.04	13.71 ± 0.01	13.46 ± 0.02	13.38 ± 0.10	... ± ± ...	0.00	...	D
1187	05:35:55.73	-05:49:29.2	13.10 ± 0.02	12.22 ± 0.03	11.74 ± 0.02	10.96 ± 0.01	10.42 ± 0.01	10.24 ± 0.01	9.51 ± 0.02	6.50 ± 0.02	0.09	-1.26	D
1188	05:35:46.69	-05:49:26.0	11.56 ± 0.02	10.79 ± 0.03	10.43 ± 0.02	9.97 ± 0.01	9.80 ± 0.01	9.64 ± 0.01	8.79 ± 0.01	4.84 ± 0.01	0.05	-1.51	D
1189	05:37:18.25	-05:49:20.5	12.84 ± 0.03	12.18 ± 0.03	11.85 ± 0.02	11.41 ± 0.01	11.12 ± 0.01	10.79 ± 0.01	10.09 ± 0.01	7.89 ± 0.06	0.00	-1.32	D
1190	05:35:30.48	-05:49:03.4	12.84 ± 0.02	12.02 ± 0.03	11.72 ± 0.02	11.29 ± 0.01	11.01 ± 0.01	10.73 ± 0.01	10.11 ± 0.01	7.55 ± 0.05	0.17	-1.49	D

Table 1—Continued

Index	R.A. ^a	Decl. ^a	J	H	K_S	[3.6]	[4.5]	[5.8]	[8.0]	[24]	A_K^b	α_{IRAC}^c	Class
1191	05:35:00.53	-05:49:02.0	... ± ± ± ± ...	10.99 ± 0.01	... ± ...	9.58 ± 0.02	4.77 ± 0.01	P
1192	05:35:06.27	-05:49:01.9	14.89 ± 0.04	12.97 ± 0.03	11.98 ± 0.02	10.69 ± 0.01	10.24 ± 0.01	9.68 ± 0.01	8.83 ± 0.01	5.73 ± 0.02	1.07	-0.68	D
1193	05:35:07.85	-05:48:56.0	14.72 ± 0.03	... ± ± ...	11.33 ± 0.01	10.88 ± 0.01	10.26 ± 0.01	9.65 ± 0.02	... ±	-0.87	D
1194	05:35:08.06	-05:48:53.7	12.96 ± 0.04	... ± ± ...	9.90 ± 0.01	9.46 ± 0.01	9.02 ± 0.01	8.35 ± 0.01	5.73 ± 0.02	...	-1.06	D
1195	05:35:27.05	-05:48:52.4	10.48 ± 0.02	9.99 ± 0.03	9.80 ± 0.02	9.04 ± 0.01	8.74 ± 0.01	8.38 ± 0.01	7.73 ± 0.01	4.68 ± 0.01	0.00	-1.33	D
1196	05:37:09.95	-05:48:30.3	... ± ± ± ...	13.84 ± 0.01	12.94 ± 0.01	12.13 ± 0.02	11.21 ± 0.02	8.32 ± 0.07	...	0.17	D
1197	05:34:33.98	-05:48:24.8	13.30 ± 0.03	12.67 ± 0.03	12.37 ± 0.02	11.92 ± 0.01	11.67 ± 0.01	11.29 ± 0.03	10.49 ± 0.04	... ± ...	0.00	-1.18	D
1198	05:36:19.72	-05:48:23.5	13.11 ± 0.03	11.93 ± 0.03	11.09 ± 0.02	10.12 ± 0.01	9.57 ± 0.01	9.46 ± 0.01	9.00 ± 0.01	6.05 ± 0.02	0.22	-1.64	D
1199	05:36:53.82	-05:48:01.4	13.75 ± 0.03	13.09 ± 0.03	12.83 ± 0.03	12.29 ± 0.01	12.04 ± 0.01	11.81 ± 0.02	11.32 ± 0.02	8.49 ± 0.09	0.00	-1.73	D
1200	05:34:58.97	-05:47:56.8	... ± ± ± ± ± ...	9.56 ± 0.01	8.96 ± 0.02	5.90 ± 0.02	D
1201	05:34:41.48	-05:47:55.6	11.19 ± 0.03	10.49 ± 0.04	10.10 ± 0.03	9.73 ± 0.01	9.58 ± 0.01	9.44 ± 0.01	8.99 ± 0.01	5.04 ± 0.01	0.00	-2.01	D
1202	05:35:08.32	-05:47:51.5	15.77 ± 0.05	15.07 ± 0.07	14.90 ± 0.09	14.16 ± 0.02	13.79 ± 0.02	13.07 ± 0.11	... ± ± ...	0.08	...	D
1203	05:34:16.56	-05:47:38.5	... ± ± ± ± ± ± ...	10.21 ± 0.08	5.90 ± 0.04	P
1204	05:34:58.84	-05:47:33.4	15.79 ± 0.07	14.62 ± 0.06	14.09 ± 0.04	13.58 ± 0.02	13.26 ± 0.03	... ± ± ...	5.88 ± 0.02	0.43	...	D
1205	05:35:12.06	-05:47:29.5	14.14 ± 0.03	13.30 ± 0.03	12.87 ± 0.03	12.24 ± 0.01	11.89 ± 0.01	11.43 ± 0.03	10.44 ± 0.07	7.80 ± 0.07	0.09	-0.77	D
1206	05:34:29.60	-05:47:24.4	12.64 ± 0.02	11.89 ± 0.03	11.65 ± 0.02	11.51 ± 0.01	11.37 ± 0.01	11.06 ± 0.01	9.96 ± 0.01	6.30 ± 0.02	0.11	0.06	D
1207	05:35:33.16	-05:47:07.4	13.12 ± 0.02	12.41 ± 0.03	12.18 ± 0.02	11.86 ± 0.01	11.68 ± 0.01	11.46 ± 0.03	10.90 ± 0.06	8.00 ± 0.07	0.08	-1.74	D
1208	05:34:58.86	-05:47:06.7	14.33 ± 0.03	13.84 ± 0.05	13.35 ± 0.04	12.71 ± 0.01	12.46 ± 0.01	12.03 ± 0.05	11.19 ± 0.10	... ± ...	0.00	-1.06	D
1209	05:35:55.34	-05:47:01.6	12.99 ± 0.03	12.42 ± 0.04	12.12 ± 0.03	11.64 ± 0.01	11.38 ± 0.01	11.11 ± 0.03	10.17 ± 0.07	7.45 ± 0.06	0.00	-1.17	D
1210	05:35:21.42	-05:47:01.3	15.64 ± 0.05	14.79 ± 0.06	14.39 ± 0.05	13.73 ± 0.02	13.53 ± 0.02	12.45 ± 0.10	... ± ± ...	0.12	...	D
1211	05:35:19.25	-05:47:00.8	13.61 ± 0.03	13.19 ± 0.04	12.76 ± 0.03	12.23 ± 0.01	12.02 ± 0.01	11.84 ± 0.02	11.47 ± 0.05	... ± ...	0.00	-1.97	D
1212	05:36:17.89	-05:46:54.5	... ± ± ± ...	14.31 ± 0.01	13.40 ± 0.01	12.44 ± 0.03	11.26 ± 0.04	7.11 ± 0.04	...	0.67	FP
1213	05:35:20.21	-05:46:50.7	12.01 ± 0.02	11.28 ± 0.04	11.08 ± 0.02	10.95 ± 0.01	10.87 ± 0.01	10.63 ± 0.01	10.16 ± 0.03	7.42 ± 0.05	0.11	-1.91	D
1214	05:34:54.89	-05:46:43.8	11.37 ± 0.02	10.56 ± 0.03	10.07 ± 0.02	9.31 ± 0.01	8.95 ± 0.01	8.56 ± 0.01	8.12 ± 0.01	6.25 ± 0.03	0.01	-1.46	D
1215	05:35:10.33	-05:46:33.4	9.62 ± 0.02	8.71 ± 0.05	8.09 ± 0.02	7.20 ± 0.01	6.89 ± 0.01	6.54 ± 0.01	5.48 ± 0.01	1.93 ± 0.01	0.04	-0.89	D
1216	05:34:49.92	-05:46:25.5	... ± ± ± ...	14.20 ± 0.01	13.48 ± 0.01	12.93 ± 0.06	... ± ±	D
1217	05:33:59.23	-05:46:23.1	14.93 ± 0.04	13.64 ± 0.03	12.23 ± 0.02	9.70 ± 0.01	8.76 ± 0.01	8.41 ± 0.01	7.33 ± 0.01	4.94 ± 0.01	0.00	-0.25	D
1218	05:34:41.17	-05:46:11.8	12.24 ± 0.02	11.36 ± 0.03	10.83 ± 0.02	10.22 ± 0.01	9.76 ± 0.01	9.45 ± 0.01	8.53 ± 0.01	4.57 ± 0.01	0.07	-0.95	D
1219	05:36:52.67	-05:46:06.4	14.53 ± 0.03	14.00 ± 0.04	13.63 ± 0.04	13.20 ± 0.01	12.97 ± 0.01	12.69 ± 0.04	11.99 ± 0.05	... ± ...	0.00	-1.44	D
1220	05:35:23.47	-05:46:06.1	... ± ± ± ± ± ± ...	11.07 ± 0.05	6.90 ± 0.05	P
1221	05:34:49.08	-05:46:04.8	11.94 ± 0.02	11.20 ± 0.03	10.91 ± 0.02	10.35 ± 0.01	10.08 ± 0.01	9.72 ± 0.01	8.91 ± 0.01	6.43 ± 0.03	0.07	-1.18	D
1222	05:34:59.24	-05:45:58.7	11.62 ± 0.02	10.28 ± 0.03	9.42 ± 0.02	8.47 ± 0.01	7.96 ± 0.01	7.61 ± 0.01	6.86 ± 0.01	4.29 ± 0.01	0.41	-1.02	D
1223	05:35:16.94	-05:45:55.7	12.32 ± 0.02	11.63 ± 0.03	11.31 ± 0.02	10.73 ± 0.01	10.37 ± 0.01	9.89 ± 0.01	9.06 ± 0.01	6.01 ± 0.02	0.00	-0.90	D
1224	05:35:25.49	-05:45:44.7	13.27 ± 0.03	11.89 ± 0.03	11.03 ± 0.02	9.99 ± 0.01	9.54 ± 0.01	9.15 ± 0.01	8.36 ± 0.01	5.12 ± 0.01	0.45	-0.98	D
1225	05:33:03.25	-05:45:40.1	13.89 ± 0.02	13.08 ± 0.02	12.68 ± 0.03	12.09 ± 0.01	11.77 ± 0.01	11.45 ± 0.01	10.70 ± 0.02	7.30 ± 0.04	0.07	-1.25	D

Table 1—Continued

Index	R.A. ^a	Decl. ^a	J	H	K_S	[3.6]	[4.5]	[5.8]	[8.0]	[24]	A_K ^b	α_{IRAC} ^c	Class
1226	05:35:12.92	-05:45:37.6	13.33 ± 0.03	12.52 ± 0.03	12.12 ± 0.02	11.50 ± 0.01	11.08 ± 0.01	10.64 ± 0.01	9.94 ± 0.02	7.49 ± 0.07	0.08	-1.05	D
1227	05:35:03.00	-05:45:35.0	... ± ± ± ± ± ± ...	10.02 ± 0.02	6.84 ± 0.03	D
1228	05:35:32.67	-05:45:28.2	14.20 ± 0.03	13.30 ± 0.04	12.81 ± 0.03	12.08 ± 0.01	11.72 ± 0.01	11.33 ± 0.02	10.73 ± 0.06	8.82 ± 0.14	0.13	-1.29	D
1229	05:34:41.97	-05:45:22.2	13.99 ± 0.03	13.08 ± 0.04	12.40 ± 0.02	11.57 ± 0.01	11.16 ± 0.01	10.94 ± 0.02	10.08 ± 0.03	7.39 ± 0.05	0.00	-1.18	D
1230	05:35:56.89	-05:45:19.0	12.57 ± 0.02	11.45 ± 0.03	10.82 ± 0.02	10.01 ± 0.01	9.66 ± 0.01	9.39 ± 0.01	8.86 ± 0.01	5.70 ± 0.02	0.31	-1.54	D
1231	05:33:54.38	-05:45:12.7	13.93 ± 0.03	13.05 ± 0.04	12.62 ± 0.03	11.84 ± 0.01	11.59 ± 0.01	11.46 ± 0.05	... ± ...	7.51 ± 0.05	0.15	...	D
1232	05:34:40.25	-05:45:08.9	15.51 ± 0.05	14.47 ± 0.06	13.69 ± 0.04	12.53 ± 0.01	11.86 ± 0.01	11.29 ± 0.02	10.28 ± 0.04	7.04 ± 0.04	0.08	-0.29	D
1233	05:35:26.16	-05:45:08.4	12.44 ± 0.02	11.61 ± 0.03	11.24 ± 0.02	10.61 ± 0.01	10.24 ± 0.01	9.73 ± 0.01	8.92 ± 0.01	6.68 ± 0.02	0.12	-0.87	D
1234	05:34:58.27	-05:45:05.4	13.64 ± 0.03	11.98 ± 0.03	11.09 ± 0.02	9.98 ± 0.01	9.41 ± 0.01	8.90 ± 0.01	8.18 ± 0.01	4.22 ± 0.01	0.79	-0.78	D
1235	05:35:01.85	-05:45:04.5	... ± ± ± ...	15.35 ± 0.07	... ± ± ± ...	6.99 ± 0.04	D
1236	05:34:41.98	-05:45:00.4	13.40 ± 0.03	12.73 ± 0.03	12.36 ± 0.02	11.73 ± 0.01	11.37 ± 0.01	11.01 ± 0.02	10.21 ± 0.04	6.40 ± 0.02	0.00	-1.11	D
1237	05:34:59.24	-05:44:55.3	12.75 ± 0.02	11.11 ± 0.03	9.98 ± 0.02	8.57 ± 0.01	7.88 ± 0.01	7.46 ± 0.01	6.77 ± 0.01	4.16 ± 0.01	0.60	-0.82	D
1238	05:34:46.94	-05:44:50.9	17.07 ± 0.19	15.79 ± 0.14	14.79 ± 0.08	13.22 ± 0.01	11.71 ± 0.01	11.73 ± 0.03	10.13 ± 0.03	5.60 ± 0.01	0.23	0.37	P
1239	05:36:24.23	-05:44:48.3	11.52 ± 0.03	10.87 ± 0.03	10.66 ± 0.02	10.48 ± 0.01	10.31 ± 0.01	9.86 ± 0.01	8.91 ± 0.01	6.29 ± 0.02	0.01	-1.00	D
1240	05:35:02.77	-05:44:43.0	13.81 ± 0.03	13.17 ± 0.04	12.79 ± 0.03	12.36 ± 0.01	12.10 ± 0.01	11.92 ± 0.04	... ± ± ...	0.00	...	D
1241	05:34:43.14	-05:44:39.8	12.31 ± 0.02	11.62 ± 0.03	11.18 ± 0.02	10.15 ± 0.01	9.62 ± 0.01	9.23 ± 0.01	8.44 ± 0.01	5.37 ± 0.01	0.00	0.90	D
1242	05:34:33.01	-05:44:39.7	14.22 ± 0.03	13.56 ± 0.04	13.07 ± 0.03	12.38 ± 0.01	12.11 ± 0.01	11.73 ± 0.01	11.32 ± 0.03	... ± ...	0.00	-1.59	D
1243	05:35:26.38	-05:44:34.2	13.78 ± 0.03	13.11 ± 0.03	12.78 ± 0.02	12.24 ± 0.01	11.86 ± 0.01	11.63 ± 0.02	11.25 ± 0.03	8.75 ± 0.15	0.00	-1.73	D
1244	05:36:03.23	-05:44:32.8	14.56 ± 0.03	13.87 ± 0.04	13.54 ± 0.03	13.04 ± 0.01	12.72 ± 0.01	12.45 ± 0.10	... ± ± ...	0.00	...	D
1245	05:34:59.05	-05:44:29.7	11.41 ± 0.03	10.71 ± 0.05	10.32 ± 0.03	9.51 ± 0.01	9.12 ± 0.01	8.71 ± 0.01	8.03 ± 0.01	5.45 ± 0.02	0.00	-1.14	D
1246	05:35:22.63	-05:44:29.5	16.34 ± 0.09	15.23 ± 0.09	14.32 ± 0.05	12.85 ± 0.01	11.88 ± 0.01	10.98 ± 0.02	9.72 ± 0.02	6.26 ± 0.03	0.09	0.74	P
1247	05:35:04.87	-05:44:26.5	14.53 ± 0.04	12.97 ± 0.04	12.27 ± 0.03	11.60 ± 0.01	11.28 ± 0.01	10.76 ± 0.01	10.05 ± 0.02	6.87 ± 0.04	0.80	-1.03	D
1248	05:35:32.23	-05:44:26.1	11.53 ± 0.02	10.74 ± 0.03	10.48 ± 0.03	10.15 ± 0.01	9.99 ± 0.01	9.76 ± 0.01	9.38 ± 0.02	7.32 ± 0.04	0.14	-1.94	D
1249	05:35:11.47	-05:44:18.4	13.86 ± 0.02	13.06 ± 0.04	12.74 ± 0.02	12.34 ± 0.01	12.08 ± 0.01	11.67 ± 0.02	10.79 ± 0.03	7.90 ± 0.06	0.12	-1.04	D
1250	05:36:46.07	-05:44:12.5	16.07 ± 0.07	15.16 ± 0.08	14.41 ± 0.06	13.74 ± 0.01	13.16 ± 0.01	12.71 ± 0.03	11.95 ± 0.03	7.22 ± 0.03	0.00	-0.81	D
1251	05:34:57.28	-05:44:05.9	... ± ...	14.98 ± 0.07	12.41 ± 0.02	10.39 ± 0.01	9.24 ± 0.01	8.61 ± 0.01	7.62 ± 0.01	4.85 ± 0.02	2.20	0.25	D
1252	05:34:41.32	-05:44:03.4	... ± ± ...	13.77 ± 0.04	12.11 ± 0.01	11.73 ± 0.01	11.26 ± 0.02	10.86 ± 0.06	... ±	-1.37	D
1253	05:35:14.75	-05:44:02.8	16.77 ± 0.14	15.97 ± 0.16	14.76 ± 0.08	13.49 ± 0.01	12.99 ± 0.01	12.39 ± 0.04	11.19 ± 0.04	7.77 ± 0.07	0.00	-0.19	D
1254	05:34:57.68	-05:43:57.3	... ± ...	14.79 ± 0.07	12.84 ± 0.03	11.26 ± 0.01	10.58 ± 0.01	9.88 ± 0.01	9.09 ± 0.01	6.01 ± 0.02	2.21	-0.34	D
1255	05:37:18.39	-05:43:52.1	11.99 ± 0.02	11.33 ± 0.02	11.13 ± 0.02	10.91 ± 0.01	10.80 ± 0.01	10.55 ± 0.01	9.30 ± 0.01	5.72 ± 0.02	0.03	-1.01	D
1256	05:34:51.04	-05:43:48.9	14.20 ± 0.03	13.48 ± 0.03	13.05 ± 0.03	12.62 ± 0.01	12.46 ± 0.01	12.39 ± 0.03	... ± ± ...	0.00	...	D
1257	05:34:35.62	-05:43:48.3	16.70 ± 0.13	14.83 ± 0.07	14.00 ± 0.05	13.37 ± 0.01	13.17 ± 0.01	12.86 ± 0.05	12.15 ± 0.06	... ± ...	1.11	-1.43	D
1258	05:36:26.78	-05:43:45.9	... ± ± ...	15.37 ± 0.13	14.43 ± 0.01	13.94 ± 0.01	13.50 ± 0.06	12.74 ± 0.09	... ±	-0.91	D
1259	05:34:45.80	-05:43:43.8	12.21 ± 0.03	11.72 ± 0.05	11.43 ± 0.04	11.09 ± 0.01	11.03 ± 0.01	10.91 ± 0.01	10.61 ± 0.02	7.60 ± 0.05	0.00	-2.27	D
1260	05:34:55.94	-05:43:42.5	15.28 ± 0.04	14.68 ± 0.06	14.23 ± 0.05	13.79 ± 0.01	13.54 ± 0.01	13.13 ± 0.07	... ± ± ...	0.00	...	D

Table 1—Continued

Index	R.A. ^a	Decl. ^a	J	H	K_S	[3.6]	[4.5]	[5.8]	[8.0]	[24]	A_K^b	α_{IRAC}^c	Class
1261	05:37:24.75	-05:43:36.4	14.73 ± 0.11	13.43 ± 0.12	12.68 ± 0.09	11.60 ± 0.01	11.41 ± 0.01	9.40 ± 0.01	7.46 ± 0.01	4.55 ± 0.02	0.45	2.25	D
1262	05:34:42.46	-05:43:25.6	13.40 ± 0.02	12.58 ± 0.03	12.24 ± 0.02	11.75 ± 0.01	11.43 ± 0.01	11.16 ± 0.01	10.80 ± 0.03	7.05 ± 0.04	0.13	-1.75	D
1263	05:35:12.37	-05:43:18.2	11.19 ± 0.02	10.46 ± 0.03	10.25 ± 0.02	9.56 ± 0.01	9.46 ± 0.01	8.81 ± 0.01	7.87 ± 0.01	5.03 ± 0.01	0.12	-0.80	D
1264	05:35:13.11	-05:43:17.9	14.79 ± 0.04	14.16 ± 0.04	13.91 ± 0.03	13.52 ± 0.01	13.22 ± 0.02	12.53 ± 0.08	11.41 ± 0.13	... ± ...	0.00	-0.36	D
1265	05:35:14.24	-05:43:17.6	10.37 ± 0.02	9.51 ± 0.03	8.99 ± 0.02	8.18 ± 0.01	7.75 ± 0.01	7.42 ± 0.01	6.91 ± 0.01	4.53 ± 0.04	0.04	-1.40	D
1266	05:35:36.91	-05:43:17.4	14.56 ± 0.04	14.00 ± 0.04	13.69 ± 0.04	13.31 ± 0.01	13.13 ± 0.01	12.84 ± 0.13	... ± ± ...	0.00	...	D
1267	05:34:37.57	-05:43:10.6	12.44 ± 0.02	11.51 ± 0.04	11.21 ± 0.02	10.67 ± 0.01	10.41 ± 0.01	10.11 ± 0.01	9.67 ± 0.01	7.57 ± 0.06	0.30	-1.69	D
1268	05:35:27.65	-05:42:54.9	12.06 ± 0.02	11.05 ± 0.03	10.59 ± 0.02	10.02 ± 0.01	9.89 ± 0.01	9.62 ± 0.01	8.88 ± 0.04	4.97 ± 0.01	0.28	-1.52	D
1269	05:34:33.50	-05:42:52.8	9.07 ± 0.02	9.02 ± 0.03	9.01 ± 0.02	9.04 ± 0.01	9.02 ± 0.01	9.01 ± 0.01	8.87 ± 0.01	5.37 ± 0.02	0.00	-2.64	D
1270	05:35:17.93	-05:42:33.4	10.15 ± 0.02	9.47 ± 0.04	8.87 ± 0.03	8.01 ± 0.01	7.59 ± 0.01	7.20 ± 0.01	6.44 ± 0.01	3.96 ± 0.02	0.00	-1.05	D
1271	05:33:02.28	-05:42:31.3	14.65 ± 0.04	13.93 ± 0.03	13.55 ± 0.04	12.98 ± 0.01	12.63 ± 0.01	12.32 ± 0.02	11.80 ± 0.04	8.02 ± 0.06	0.00	-1.49	D
1272	05:35:18.51	-05:42:30.6	14.04 ± 0.04	13.35 ± 0.05	13.00 ± 0.05	12.35 ± 0.01	12.12 ± 0.02	11.74 ± 0.03	10.95 ± 0.05	... ± ...	0.00	-1.21	D
1273	05:34:48.17	-05:42:28.7	11.26 ± 0.03	10.43 ± 0.04	10.14 ± 0.04	9.54 ± 0.01	9.30 ± 0.01	8.90 ± 0.01	8.24 ± 0.01	5.35 ± 0.03	0.18	-1.33	D
1274	05:34:48.47	-05:42:28.0	13.20 ± 0.03	11.91 ± 0.03	11.22 ± 0.03	10.76 ± 0.01	9.97 ± 0.01	9.60 ± 0.01	8.52 ± 0.01	5.89 ± 0.04	0.49	-0.35	D
1275	05:36:10.32	-05:42:27.0	11.59 ± 0.03	10.16 ± 0.03	9.14 ± 0.02	7.89 ± 0.01	7.41 ± 0.01	7.13 ± 0.01	6.47 ± 0.01	3.90 ± 0.01	0.41	-1.25	D
1276	05:33:10.50	-05:42:24.4	11.82 ± 0.03	11.03 ± 0.03	10.72 ± 0.02	10.42 ± 0.01	10.18 ± 0.01	9.82 ± 0.01	9.16 ± 0.02	6.67 ± 0.02	0.11	0.37	D
1277	05:36:07.28	-05:42:21.4	11.27 ± 0.03	10.44 ± 0.03	9.89 ± 0.02	9.32 ± 0.01	8.86 ± 0.01	8.44 ± 0.01	7.44 ± 0.01	4.26 ± 0.01	0.00	-0.70	D
1278	05:34:14.19	-05:42:21.0	12.30 ± 0.02	11.41 ± 0.03	10.99 ± 0.02	10.37 ± 0.01	10.14 ± 0.01	10.08 ± 0.01	9.60 ± 0.03	5.38 ± 0.02	0.16	-2.00	D
1279	05:37:09.57	-05:42:16.6	15.31 ± 0.06	14.70 ± 0.07	14.39 ± 0.09	13.85 ± 0.01	13.53 ± 0.01	13.28 ± 0.07	12.52 ± 0.14	8.98 ± 0.13	0.00	-1.33	D
1280	05:35:17.34	-05:42:14.5	12.42 ± 0.02	11.54 ± 0.03	10.94 ± 0.02	9.86 ± 0.01	9.05 ± 0.01	8.54 ± 0.01	7.41 ± 0.01	4.46 ± 0.02	0.02	-0.09	D
1281	05:35:21.24	-05:42:12.1	12.12 ± 0.02	11.31 ± 0.03	10.82 ± 0.02	10.19 ± 0.01	9.79 ± 0.01	9.39 ± 0.01	8.41 ± 0.01	4.81 ± 0.01	0.02	-0.81	D
1282	05:35:14.23	-05:42:04.7	14.83 ± 0.04	14.09 ± 0.04	13.61 ± 0.03	13.10 ± 0.01	12.97 ± 0.01	12.66 ± 0.08	... ± ± ...	0.00	...	D
1283	05:36:21.72	-05:41:58.1	... ± ± ...	15.38 ± 0.13	13.68 ± 0.01	12.84 ± 0.01	12.04 ± 0.02	10.88 ± 0.02	6.70 ± 0.02	...	0.37	P
1284	05:34:26.75	-05:41:57.1	12.85 ± 0.02	12.11 ± 0.03	11.82 ± 0.02	11.50 ± 0.01	11.23 ± 0.01	10.80 ± 0.01	9.86 ± 0.02	7.65 ± 0.06	0.08	-0.95	D
1285	05:34:47.29	-05:41:55.9	... ± ± ± ...	14.72 ± 0.03	13.44 ± 0.01	... ± ± ...	5.69 ± 0.02	P
1286	05:35:07.57	-05:41:54.9	... ± ± ± ± ± ...	12.45 ± 0.05	... ± ...	6.73 ± 0.05	P
1287	05:35:07.50	-05:41:54.1	... ± ± ± ...	15.17 ± 0.03	... ± ± ± ...	6.85 ± 0.05	D
1288	05:36:06.62	-05:41:54.1	13.46 ± 0.09	12.90 ± 0.09	12.61 ± 0.03	12.31 ± 0.01	12.20 ± 0.01	12.45 ± 0.17	... ± ...	6.80 ± 0.04	0.00	...	D
1289	05:35:17.16	-05:41:53.9	13.12 ± 0.02	12.49 ± 0.03	12.18 ± 0.02	11.73 ± 0.01	11.45 ± 0.01	11.10 ± 0.01	10.41 ± 0.02	... ± ...	0.00	-1.31	D
1290	05:34:52.94	-05:41:52.9	... ± ± ± ...	14.39 ± 0.02	12.75 ± 0.01	12.04 ± 0.05	... ± ±	D
1291	05:33:52.35	-05:41:50.0	11.72 ± 0.02	10.91 ± 0.03	10.56 ± 0.02	10.13 ± 0.01	9.89 ± 0.01	9.57 ± 0.01	9.00 ± 0.01	6.33 ± 0.02	0.12	-1.53	D
1292	05:34:58.25	-05:41:49.6	12.41 ± 0.02	11.05 ± 0.03	10.28 ± 0.02	9.46 ± 0.01	9.07 ± 0.01	8.71 ± 0.01	7.92 ± 0.01	4.49 ± 0.02	0.50	-1.08	D
1293	05:34:32.22	-05:41:48.4	13.68 ± 0.02	13.01 ± 0.03	12.76 ± 0.02	12.55 ± 0.01	12.43 ± 0.01	12.32 ± 0.04	11.70 ± 0.09	7.72 ± 0.05	0.00	-1.88	D
1294	05:34:49.04	-05:41:42.2	... ± ...	15.00 ± 0.12	13.12 ± 0.05	10.43 ± 0.01	9.09 ± 0.01	8.11 ± 0.01	7.42 ± 0.01	2.52 ± 0.01	0.00	0.57	P
1295	05:34:51.91	-05:41:33.5	... ± ± ± ...	15.50 ± 0.05	14.12 ± 0.02	13.13 ± 0.09	... ± ±	D

Table 1—Continued

Index	R.A. ^a	Decl. ^a	J	H	K_S	[3.6]	[4.5]	[5.8]	[8.0]	[24]	A_K ^b	α_{IRAC} ^c	Class
1296	05:34:55.81	-05:41:26.1	11.37 ± 0.02	10.51 ± 0.03	9.93 ± 0.02	9.50 ± 0.01	8.67 ± 0.01	8.75 ± 0.01	7.58 ± 0.01	4.54 ± 0.02	0.01	-0.83	D
1297	05:34:44.06	-05:41:25.9	... ± ± ± ...	12.68 ± 0.01	10.63 ± 0.01	9.14 ± 0.01	7.57 ± 0.01	1.98 ± 0.01	...	2.95	P
1298	05:33:45.27	-05:41:24.5	... ± ± ± ...	13.61 ± 0.01	12.62 ± 0.01	11.92 ± 0.03	11.30 ± 0.07	7.12 ± 0.05	...	-0.22	FP
1299	05:34:42.81	-05:41:20.1	... ± ± ...	15.22 ± 0.12	13.44 ± 0.01	12.90 ± 0.01	12.39 ± 0.05	... ± ±	D
1300	05:34:37.51	-05:41:17.0	11.69 ± 0.03	10.77 ± 0.03	10.31 ± 0.03	10.07 ± 0.01	9.93 ± 0.01	9.71 ± 0.01	9.09 ± 0.01	6.12 ± 0.02	0.17	-1.71	D
1301	05:35:01.34	-05:41:13.6	12.93 ± 0.03	11.21 ± 0.03	10.18 ± 0.02	9.13 ± 0.01	8.50 ± 0.01	8.00 ± 0.01	7.09 ± 0.01	3.56 ± 0.01	0.78	-0.53	D
1302	05:34:59.18	-05:41:12.7	15.41 ± 0.05	14.69 ± 0.06	14.60 ± 0.07	13.83 ± 0.01	13.48 ± 0.01	13.30 ± 0.08	12.68 ± 0.16	... ± ...	0.11	-1.55	D
1303	05:35:15.94	-05:41:11.2	13.01 ± 0.02	12.18 ± 0.03	11.58 ± 0.02	10.73 ± 0.01	10.40 ± 0.01	10.24 ± 0.01	9.53 ± 0.02	6.19 ± 0.03	0.00	-1.51	D
1304	05:34:45.87	-05:41:09.4	12.24 ± 0.02	11.33 ± 0.03	11.02 ± 0.02	10.67 ± 0.01	10.47 ± 0.01	10.08 ± 0.01	8.71 ± 0.01	5.30 ± 0.01	0.27	-0.58	D
1305	05:35:18.66	-05:41:09.3	14.18 ± 0.03	13.56 ± 0.04	13.11 ± 0.03	12.44 ± 0.01	12.05 ± 0.01	11.72 ± 0.03	11.20 ± 0.06	... ± ...	0.00	-1.43	D
1306	05:35:08.80	-05:41:05.4	... ± ...	15.74 ± 0.13	14.60 ± 0.08	13.48 ± 0.01	13.09 ± 0.01	12.59 ± 0.04	11.84 ± 0.11	... ± ...	1.22	-0.94	D
1307	05:35:35.02	-05:41:01.3	13.86 ± 0.02	12.89 ± 0.03	12.34 ± 0.02	11.78 ± 0.01	11.47 ± 0.01	11.28 ± 0.03	10.94 ± 0.09	7.61 ± 0.07	0.18	-1.89	D
1308	05:34:54.67	-05:40:58.1	13.73 ± 0.02	12.24 ± 0.03	11.56 ± 0.02	11.01 ± 0.01	10.70 ± 0.01	10.26 ± 0.01	9.53 ± 0.01	6.67 ± 0.03	0.75	-1.12	D
1309	05:34:52.14	-05:40:57.0	13.07 ± 0.03	12.23 ± 0.04	11.64 ± 0.02	10.94 ± 0.01	10.53 ± 0.01	10.20 ± 0.01	9.57 ± 0.01	7.10 ± 0.04	0.00	-1.28	D
1310	05:37:05.93	-05:40:55.3	14.00 ± 0.06	13.32 ± 0.07	12.96 ± 0.07	12.57 ± 0.01	12.29 ± 0.01	12.04 ± 0.03	11.56 ± 0.04	8.77 ± 0.05	0.00	-1.69	D
1311	05:35:17.55	-05:40:48.3	12.41 ± 0.02	11.60 ± 0.03	11.30 ± 0.02	10.91 ± 0.01	10.66 ± 0.01	10.22 ± 0.01	9.18 ± 0.02	5.89 ± 0.03	0.14	-0.83	D
1312	05:36:12.50	-05:40:45.2	13.41 ± 0.03	12.24 ± 0.03	11.40 ± 0.02	10.50 ± 0.01	9.91 ± 0.01	9.85 ± 0.01	9.41 ± 0.01	6.72 ± 0.02	0.20	-1.69	D
1313	05:34:07.87	-05:40:40.5	... ± ± ± ...	15.72 ± 0.05	... ± ...	13.16 ± 0.08	... ± ...	6.80 ± 0.04	P
1314	05:35:42.69	-05:40:35.1	14.92 ± 0.04	14.39 ± 0.05	14.04 ± 0.04	13.49 ± 0.01	13.21 ± 0.02	12.63 ± 0.08	... ± ± ...	0.00	...	D
1315	05:35:02.76	-05:40:31.2	14.98 ± 0.04	12.66 ± 0.03	11.47 ± 0.02	10.30 ± 0.01	9.72 ± 0.01	9.24 ± 0.01	8.59 ± 0.01	5.94 ± 0.02	1.43	-0.88	D
1316	05:35:17.25	-05:40:26.9	16.92 ± 0.15	15.95 ± 0.15	15.58 ± 0.16	13.14 ± 0.01	12.45 ± 0.01	11.96 ± 0.03	11.50 ± 0.05	6.58 ± 0.03	0.31	-0.98	P
1317	05:34:33.73	-05:40:22.8	12.74 ± 0.02	12.08 ± 0.03	11.77 ± 0.02	11.23 ± 0.01	10.90 ± 0.01	10.56 ± 0.01	9.81 ± 0.02	7.02 ± 0.05	0.00	-1.22	D
1318	05:35:32.58	-05:40:12.6	15.10 ± 0.04	14.40 ± 0.05	14.19 ± 0.05	13.47 ± 0.03	13.27 ± 0.03	... ± ± ± ...	0.08	...	D
1319	05:34:40.07	-05:40:09.4	9.88 ± 0.02	9.10 ± 0.03	8.62 ± 0.02	7.94 ± 0.01	7.70 ± 0.01	7.49 ± 0.01	7.05 ± 0.01	4.49 ± 0.02	0.00	-1.83	D
1320	05:34:35.78	-05:40:09.4	12.75 ± 0.02	11.93 ± 0.03	11.59 ± 0.02	10.47 ± 0.01	10.14 ± 0.01	9.77 ± 0.01	9.12 ± 0.03	5.67 ± 0.02	0.13	-1.29	D
1321	05:34:54.30	-05:40:08.4	... ± ± ± ...	15.41 ± 0.04	14.26 ± 0.03	13.33 ± 0.08	... ± ±	D
1322	05:35:08.06	-05:40:04.6	16.07 ± 0.08	15.21 ± 0.08	15.11 ± 0.09	14.43 ± 0.02	14.18 ± 0.02	... ± ± ± ...	0.23	...	D
1323	05:34:53.48	-05:40:04.2	14.21 ± 0.03	13.58 ± 0.03	13.32 ± 0.03	12.82 ± 0.01	12.53 ± 0.01	12.13 ± 0.02	11.40 ± 0.05	... ± ...	0.00	-1.19	D
1324	05:35:10.27	-05:40:01.0	16.96 ± 0.18	... ± ...	15.47 ± 0.15	15.26 ± 0.07	14.84 ± 0.07	... ± ± ...	6.56 ± 0.03	D
1325	05:34:35.45	-05:39:59.1	... ± ± ...	15.31 ± 0.17	12.29 ± 0.01	11.17 ± 0.01	10.34 ± 0.01	9.65 ± 0.03	4.15 ± 0.02	...	0.16	P
1326	05:34:45.21	-05:39:56.8	15.41 ± 0.05	14.04 ± 0.05	12.89 ± 0.03	11.01 ± 0.01	10.25 ± 0.01	9.72 ± 0.01	9.09 ± 0.01	5.65 ± 0.02	0.23	-0.67	D
1327	05:36:11.80	-05:39:50.3	15.24 ± 0.05	14.22 ± 0.04	13.71 ± 0.04	13.02 ± 0.01	12.71 ± 0.01	12.37 ± 0.04	11.64 ± 0.05	... ± ...	0.26	-1.25	D
1328	05:35:04.89	-05:39:49.9	16.33 ± 0.09	15.03 ± 0.09	14.12 ± 0.05	13.10 ± 0.01	12.73 ± 0.01	12.25 ± 0.04	11.35 ± 0.07	... ± ...	0.34	-0.81	D
1329	05:36:10.96	-05:39:49.1	12.69 ± 0.03	11.11 ± 0.03	10.07 ± 0.02	9.25 ± 0.01	8.85 ± 0.01	8.63 ± 0.01	7.97 ± 0.01	4.89 ± 0.02	0.58	-1.41	D
1330	05:32:47.29	-05:39:42.4	12.36 ± 0.02	11.63 ± 0.03	11.43 ± 0.03	10.88 ± 0.01	10.55 ± 0.01	10.11 ± 0.01	9.36 ± 0.01	... ± ...	0.12	-1.07	D

Table 1—Continued

Index	R.A. ^a	Decl. ^a	J	H	K_S	[3.6]	[4.5]	[5.8]	[8.0]	[24]	A_K ^b	α_{IRAC} ^c	Class
1331	05:35:12.99	-05:39:34.5	9.57 ± 0.02	8.70 ± 0.03	8.16 ± 0.04	7.19 ± 0.01	6.58 ± 0.01	6.22 ± 0.01	5.55 ± 0.01	3.64 ± 0.02	0.05	-1.01	D
1332	05:34:50.86	-05:39:29.3	12.76 ± 0.02	11.76 ± 0.03	11.30 ± 0.02	10.80 ± 0.01	10.46 ± 0.01	10.13 ± 0.01	9.40 ± 0.02	6.89 ± 0.04	0.28	-1.24	D
1333	05:34:51.79	-05:39:24.2	11.88 ± 0.02	11.11 ± 0.04	10.78 ± 0.03	10.40 ± 0.01	10.28 ± 0.01	10.08 ± 0.01	9.81 ± 0.02	7.25 ± 0.04	0.07	-2.14	D
1334	05:35:14.66	-05:39:10.9	10.62 ± 0.02	9.56 ± 0.03	8.80 ± 0.02	7.91 ± 0.01	7.60 ± 0.01	7.30 ± 0.01	6.47 ± 0.01	3.51 ± 0.03	0.13	-1.20	D
1335	05:35:13.75	-05:39:09.9	10.82 ± 0.02	10.03 ± 0.03	9.68 ± 0.02	9.03 ± 0.01	8.79 ± 0.01	8.53 ± 0.01	7.98 ± 0.01	4.27 ± 0.02	0.10	-1.63	D
1336	05:35:35.59	-05:39:08.1	13.81 ± 0.03	12.88 ± 0.03	12.14 ± 0.02	11.12 ± 0.01	10.66 ± 0.01	10.37 ± 0.02	9.75 ± 0.04	6.99 ± 0.06	0.00	-1.30	D
1337	05:34:46.27	-05:39:07.5	10.88 ± 0.02	9.84 ± 0.03	9.24 ± 0.02	8.27 ± 0.01	7.73 ± 0.01	7.28 ± 0.01	6.39 ± 0.01	3.47 ± 0.02	0.22	-0.70	D
1338	05:33:56.58	-05:39:04.4	13.71 ± 0.02	13.05 ± 0.03	12.81 ± 0.02	12.47 ± 0.02	12.28 ± 0.01	0.00	...	D
1339	05:35:19.93	-05:39:01.1	... ± ...	15.71 ± 0.12	14.66 ± 0.07	13.76 ± 0.01	13.12 ± 0.01	12.63 ± 0.05	11.14 ± 0.03	6.20 ± 0.02	0.16	0.10	D
1340	05:35:35.95	-05:38:42.6	12.91 ± 0.02	12.25 ± 0.03	11.97 ± 0.02	11.16 ± 0.01	10.76 ± 0.01	10.52 ± 0.02	10.12 ± 0.04	6.92 ± 0.04	0.00	-1.67	D
1341	05:35:07.33	-05:38:40.9	14.04 ± 0.03	12.44 ± 0.03	11.63 ± 0.02	10.91 ± 0.01	10.39 ± 0.01	10.04 ± 0.01	9.12 ± 0.02	5.41 ± 0.03	0.78	-0.83	D
1342	05:35:02.99	-05:38:40.7	14.82 ± 0.03	14.28 ± 0.04	13.88 ± 0.04	13.44 ± 0.01	13.14 ± 0.01	13.21 ± 0.08	0.00	...	D
1343	05:35:05.78	-05:38:39.7	14.83 ± 0.03	13.38 ± 0.03	12.38 ± 0.02	11.27 ± 0.01	10.72 ± 0.01	10.29 ± 0.01	9.68 ± 0.03	...	0.45	-1.03	D
1344	05:35:04.60	-05:38:37.9	14.13 ± 0.04	12.51 ± 0.05	11.32 ± 0.02	9.71 ± 0.01	9.16 ± 0.01	8.74 ± 0.01	7.99 ± 0.01	4.68 ± 0.02	0.52	-0.89	D
1345	05:35:41.29	-05:38:32.7	13.23 ± 0.06	12.46 ± 0.06	12.16 ± 0.06	11.63 ± 0.01	11.32 ± 0.01	11.04 ± 0.03	10.15 ± 0.05	...	0.10	-1.16	D
1346	05:35:04.33	-05:38:31.3	13.55 ± 0.04	12.26 ± 0.05	11.66 ± 0.03	11.06 ± 0.01	10.77 ± 0.01	10.40 ± 0.02	9.69 ± 0.04	5.96 ± 0.05	0.55	0.25	D
1347	05:35:08.63	-05:38:30.2	14.32 ± 0.03	13.06 ± 0.04	12.34 ± 0.02	11.71 ± 0.01	11.51 ± 0.01	11.27 ± 0.05	0.42	...	D
1348	05:35:41.21	-05:38:29.6	13.44 ± 0.03	12.73 ± 0.04	12.38 ± 0.02	11.82 ± 0.01	11.57 ± 0.01	11.30 ± 0.03	10.63 ± 0.08	...	0.00	-1.48	D
1349	05:35:05.77	-05:38:27.7	16.05 ± 0.06	14.02 ± 0.05	12.82 ± 0.02	11.48 ± 0.01	10.99 ± 0.01	10.59 ± 0.01	10.03 ± 0.02	6.65 ± 0.04	1.04	-1.18	D
1350	05:36:48.65	-05:38:26.0	... ± ± ± ...	14.02 ± 0.01	12.98 ± 0.01	12.00 ± 0.03	11.03 ± 0.04	7.89 ± 0.06	...	0.60	FP
1351	05:35:00.80	-05:38:07.8	11.90 ± 0.02	10.80 ± 0.03	10.02 ± 0.02	9.11 ± 0.01	8.59 ± 0.01	7.93 ± 0.01	6.92 ± 0.01	3.72 ± 0.03	0.17	-0.30	D
1352	05:35:14.86	-05:38:05.2	13.02 ± 0.02	12.02 ± 0.03	11.51 ± 0.02	10.84 ± 0.01	10.61 ± 0.01	10.35 ± 0.01	9.81 ± 0.03	6.75 ± 0.04	0.23	-1.65	D
1353	05:36:49.80	-05:37:59.3	14.78 ± 0.03	14.14 ± 0.05	13.74 ± 0.04	13.45 ± 0.01	13.20 ± 0.01	12.87 ± 0.08	0.00	...	D
1354	05:34:58.01	-05:37:58.5	14.70 ± 0.03	13.57 ± 0.04	13.01 ± 0.02	12.34 ± 0.01	12.01 ± 0.01	11.57 ± 0.03	10.47 ± 0.05	6.69 ± 0.05	0.36	-0.69	D
1355	05:35:21.67	-05:37:57.9	15.89 ± 0.07	15.16 ± 0.07	14.97 ± 0.09	14.38 ± 0.01	14.10 ± 0.02	12.46 ± 0.04	10.72 ± 0.04	6.76 ± 0.04	0.11	1.60	P
1356	05:35:20.74	-05:37:53.4	13.76 ± 0.03	13.11 ± 0.03	12.68 ± 0.02	11.88 ± 0.01	11.45 ± 0.01	11.07 ± 0.02	10.30 ± 0.03	...	0.00	-1.03	D
1357	05:34:59.01	-05:37:50.8	13.96 ± 0.03	13.01 ± 0.03	12.51 ± 0.03	11.88 ± 0.01	11.60 ± 0.01	11.27 ± 0.02	10.68 ± 0.02	...	0.17	-1.45	D
1358	05:35:54.07	-05:37:42.1	7.15 ± 0.02	7.20 ± 0.02	7.13 ± 0.02	6.99 ± 0.01	6.78 ± 0.01	6.58 ± 0.01	6.21 ± 0.01	4.97 ± 0.03	0.00	-1.94	D
1359	05:35:05.12	-05:37:42.0	... ± ± ± ...	15.47 ± 0.10	6.82 ± 0.05	D
1360	05:35:19.78	-05:37:41.2	15.28 ± 0.04	14.57 ± 0.05	14.16 ± 0.05	13.35 ± 0.01	12.96 ± 0.01	12.49 ± 0.06	0.00	...	D
1361	05:34:26.43	-05:37:40.5	16.68 ± 0.12	14.18 ± 0.04	12.30 ± 0.02	9.35 ± 0.01	8.53 ± 0.01	7.69 ± 0.01	6.80 ± 0.01	3.21 ± 0.02	1.13	0.11	P
1362	05:35:47.65	-05:37:38.7	12.96 ± 0.02	11.93 ± 0.03	11.30 ± 0.02	10.35 ± 0.01	9.99 ± 0.01	9.78 ± 0.01	9.21 ± 0.01	6.76 ± 0.04	0.19	-1.56	D
1363	05:36:01.32	-05:37:33.3	14.55 ± 0.03	13.08 ± 0.04	12.37 ± 0.02	11.69 ± 0.01	11.40 ± 0.01	11.17 ± 0.03	10.04 ± 0.06	...	0.69	-0.99	D
1364	05:35:12.68	-05:37:29.0	14.70 ± 0.03	13.91 ± 0.04	13.39 ± 0.03	12.67 ± 0.01	12.34 ± 0.01	12.02 ± 0.05	...	9.00 ± 0.20	0.00	...	D
1365	05:34:51.96	-05:37:24.2	16.12 ± 0.10	15.05 ± 0.08	13.92 ± 0.05	12.29 ± 0.01	11.62 ± 0.01	10.94 ± 0.01	10.12 ± 0.02	7.33 ± 0.05	0.00	-0.34	D

Table 1—Continued

Index	R.A. ^a	Decl. ^a	J	H	K_S	[3.6]	[4.5]	[5.8]	[8.0]	[24]	A_K ^b	α_{IRAC} ^c	Class
1366	05:35:18.97	-05:37:23.2	14.83 ± 0.03	14.09 ± 0.04	13.63 ± 0.04	12.95 ± 0.01	12.62 ± 0.01	12.19 ± 0.04	... ± ± ...	0.00	...	D
1367	05:35:28.29	-05:37:19.3	13.60 ± 0.03	12.85 ± 0.03	12.47 ± 0.02	12.05 ± 0.01	11.72 ± 0.01	11.41 ± 0.02	10.56 ± 0.04	7.32 ± 0.05	0.01	-1.15	D
1368	05:35:01.49	-05:37:16.7	... ± ± ± ...	13.32 ± 0.01	12.52 ± 0.01	11.95 ± 0.04	11.37 ± 0.07	... ±	-0.63	D
1369	05:32:54.30	-05:37:14.8	... ± ± ± ...	14.36 ± 0.03	13.41 ± 0.01	12.65 ± 0.06	... ± ±	P
1370	05:36:02.61	-05:37:12.6	15.83 ± 0.07	13.99 ± 0.05	13.02 ± 0.02	12.08 ± 0.01	11.71 ± 0.01	11.37 ± 0.03	10.83 ± 0.07	... ± ...	0.97	-1.41	D
1371	05:35:04.72	-05:37:12.3	... ± ± ± ...	14.79 ± 0.05	12.71 ± 0.01	11.50 ± 0.04	10.55 ± 0.10	5.69 ± 0.02	...	1.92	P
1372	05:35:59.49	-05:37:09.3	12.78 ± 0.02	11.96 ± 0.03	11.68 ± 0.02	11.12 ± 0.01	10.85 ± 0.01	10.39 ± 0.03	9.34 ± 0.05	5.97 ± 0.02	0.18	-0.79	D
1373	05:34:18.67	-05:37:07.8	13.34 ± 0.02	12.65 ± 0.03	12.11 ± 0.02	11.50 ± 0.01	11.24 ± 0.01	11.04 ± 0.01	10.67 ± 0.03	7.61 ± 0.06	0.00	-1.90	D
1374	05:35:08.20	-05:37:04.5	11.79 ± 0.02	10.87 ± 0.03	10.43 ± 0.02	9.24 ± 0.01	8.99 ± 0.01	8.38 ± 0.01	8.04 ± 0.01	5.48 ± 0.03	0.18	-1.37	D
1375	05:34:25.53	-05:37:02.4	13.54 ± 0.02	12.90 ± 0.03	12.56 ± 0.02	12.05 ± 0.01	11.77 ± 0.01	11.46 ± 0.01	10.76 ± 0.02	7.15 ± 0.04	0.00	-1.36	D
1376	05:32:55.78	-05:37:02.2	12.92 ± 0.02	12.29 ± 0.02	11.98 ± 0.02	11.61 ± 0.01	11.35 ± 0.01	11.04 ± 0.01	10.49 ± 0.03	... ± ...	0.00	-1.55	D
1377	05:34:35.05	-05:37:00.7	... ± ...	13.92 ± 0.05	13.53 ± 0.04	12.77 ± 0.01	12.51 ± 0.01	12.13 ± 0.03	11.18 ± 0.05	7.91 ± 0.08	0.00	-1.01	D
1378	05:35:07.71	-05:36:58.7	11.70 ± 0.03	10.64 ± 0.03	10.18 ± 0.02	9.69 ± 0.01	9.46 ± 0.01	9.15 ± 0.01	8.47 ± 0.01	... ± ...	0.34	-1.42	D
1379	05:35:07.80	-05:36:58.0	... ± ± ± ± ± ± ...	8.30 ± 0.01	5.21 ± 0.02	D
1380	05:34:03.00	-05:36:57.0	10.38 ± 0.02	9.51 ± 0.03	9.09 ± 0.02	8.35 ± 0.01	8.00 ± 0.01	7.69 ± 0.01	6.53 ± 0.01	2.76 ± 0.01	0.13	-0.78	D
1381	05:34:14.16	-05:36:54.1	8.99 ± 0.03	8.63 ± 0.07	8.28 ± 0.03	7.45 ± 0.01	7.07 ± 0.01	6.53 ± 0.01	5.18 ± 0.01	1.99 ± 0.02	0.00	0.23	D
1382	05:34:41.73	-05:36:48.9	13.90 ± 0.03	13.23 ± 0.03	12.83 ± 0.02	12.06 ± 0.01	11.61 ± 0.01	11.33 ± 0.02	10.73 ± 0.05	... ± ...	0.00	-1.35	D
1383	05:34:16.45	-05:36:45.4	9.70 ± 0.02	9.15 ± 0.03	8.69 ± 0.02	8.02 ± 0.01	7.68 ± 0.01	7.46 ± 0.01	6.29 ± 0.01	3.03 ± 0.03	0.00	-0.90	D
1384	05:35:05.05	-05:36:43.8	12.73 ± 0.02	11.91 ± 0.03	11.38 ± 0.02	10.54 ± 0.01	10.10 ± 0.01	9.69 ± 0.01	8.78 ± 0.02	5.28 ± 0.02	0.00	-0.84	D
1385	05:35:44.16	-05:36:39.5	12.42 ± 0.02	11.78 ± 0.03	11.41 ± 0.02	11.03 ± 0.01	10.83 ± 0.01	10.51 ± 0.01	9.83 ± 0.02	7.15 ± 0.06	0.00	-1.44	D
1386	05:35:14.90	-05:36:39.1	12.62 ± 0.02	11.78 ± 0.03	11.51 ± 0.02	11.24 ± 0.01	11.07 ± 0.01	10.84 ± 0.03	10.24 ± 0.07	6.72 ± 0.05	0.21	-1.69	D
1387	05:36:09.29	-05:36:38.7	12.25 ± 0.03	11.55 ± 0.04	11.13 ± 0.03	10.43 ± 0.01	10.07 ± 0.01	9.73 ± 0.01	9.14 ± 0.03	6.36 ± 0.04	0.00	-1.36	D
1388	05:33:58.57	-05:36:34.5	14.92 ± 0.04	14.37 ± 0.06	13.93 ± 0.04	13.45 ± 0.01	13.15 ± 0.01	12.62 ± 0.04	11.63 ± 0.06	... ± ...	0.00	-0.71	D
1389	05:33:45.43	-05:36:32.2	12.08 ± 0.02	11.35 ± 0.03	11.00 ± 0.02	10.18 ± 0.01	9.99 ± 0.01	9.44 ± 0.01	8.15 ± 0.01	4.72 ± 0.01	0.00	-0.47	D
1390	05:36:47.60	-05:36:31.0	11.88 ± 0.02	10.98 ± 0.03	10.69 ± 0.02	10.28 ± 0.01	10.00 ± 0.01	9.64 ± 0.01	8.64 ± 0.01	5.71 ± 0.05	0.28	-0.96	D
1391	05:37:02.38	-05:36:29.7	10.45 ± 0.02	9.75 ± 0.02	9.15 ± 0.02	8.78 ± 0.01	8.49 ± 0.01	8.23 ± 0.01	7.87 ± 0.01	5.24 ± 0.01	0.00	-1.79	D
1392	05:37:01.84	-05:36:28.1	13.14 ± 0.05	12.47 ± 0.05	12.14 ± 0.02	11.55 ± 0.01	11.23 ± 0.01	10.92 ± 0.01	10.50 ± 0.02	8.47 ± 0.08	0.00	-1.63	D
1393	05:34:59.08	-05:36:21.2	13.92 ± 0.03	12.65 ± 0.03	12.02 ± 0.02	11.30 ± 0.01	10.84 ± 0.01	10.44 ± 0.01	9.74 ± 0.03	6.78 ± 0.04	0.49	-1.06	D
1394	05:33:49.53	-05:36:20.6	12.37 ± 0.02	11.32 ± 0.03	10.71 ± 0.02	10.06 ± 0.01	9.53 ± 0.01	9.02 ± 0.01	8.34 ± 0.01	6.36 ± 0.02	0.22	-0.87	D
1395	05:34:02.18	-05:36:19.6	10.83 ± 0.02	9.94 ± 0.03	9.55 ± 0.02	8.79 ± 0.01	8.32 ± 0.01	7.66 ± 0.01	6.96 ± 0.01	4.66 ± 0.01	0.19	-0.69	D
1396	05:35:13.17	-05:36:17.6	13.71 ± 0.03	12.68 ± 0.03	12.06 ± 0.02	11.15 ± 0.01	10.78 ± 0.01	10.54 ± 0.03	... ± ...	6.65 ± 0.04	0.19	...	D
1397	05:34:36.54	-05:36:17.2	11.40 ± 0.02	10.67 ± 0.03	10.41 ± 0.02	10.19 ± 0.01	10.13 ± 0.01	9.96 ± 0.01	9.48 ± 0.01	6.45 ± 0.03	0.09	-2.01	D
1398	05:34:07.98	-05:36:16.8	12.60 ± 0.02	11.83 ± 0.03	11.28 ± 0.02	9.93 ± 0.01	9.29 ± 0.01	8.69 ± 0.01	7.71 ± 0.01	4.73 ± 0.01	0.00	-0.30	D
1399	05:34:55.55	-05:36:06.1	12.75 ± 0.02	11.37 ± 0.03	10.58 ± 0.02	9.83 ± 0.01	9.27 ± 0.01	8.74 ± 0.01	7.71 ± 0.01	4.59 ± 0.03	0.52	-0.42	D
1400	05:35:08.52	-05:35:59.4	... ± ± ± ± ...	12.34 ± 0.01	10.99 ± 0.03	10.20 ± 0.03	4.76 ± 0.03	P

Table 1—Continued

Index	R.A. ^a	Decl. ^a	J	H	K_S	[3.6]	[4.5]	[5.8]	[8.0]	[24]	A_K^b	α_{IRAC}^c	Class
1401	05:32:43.41	-05:35:57.0	11.89 ± 0.03	10.90 ± 0.03	10.41 ± 0.03	9.86 ± 0.01	9.43 ± 0.01	8.92 ± 0.01	7.85 ± 0.01	... ± ...	0.23	-0.52	D
1402	05:32:42.49	-05:35:55.4	... ± ± ± ...	10.97 ± 0.01	9.54 ± 0.01	8.54 ± 0.01	7.65 ± 0.02	... ±	0.91	P
1403	05:32:43.64	-05:35:53.9	... ± ± ...	13.36 ± 0.06	11.72 ± 0.01	10.99 ± 0.01	10.31 ± 0.02	... ± ±	D
1404	05:32:43.31	-05:35:51.8	... ± ± ...	13.79 ± 0.09	11.64 ± 0.01	10.71 ± 0.01	10.04 ± 0.02	9.20 ± 0.03	... ±	-0.07	D
1405	05:34:00.34	-05:35:43.5	12.02 ± 0.02	11.30 ± 0.03	11.17 ± 0.02	11.17 ± 0.01	11.17 ± 0.01	11.10 ± 0.01	11.13 ± 0.06	6.24 ± 0.02	0.11	-2.77	D
1406	05:34:29.44	-05:35:42.7	... ± ± ± ...	13.10 ± 0.01	11.15 ± 0.01	9.00 ± 0.01	7.75 ± 0.01	3.02 ± 0.03	...	3.41	P
1407	05:35:05.04	-05:35:40.7	16.88 ± 0.16	14.96 ± 0.06	13.84 ± 0.04	12.29 ± 0.01	11.33 ± 0.01	10.74 ± 0.03	9.97 ± 0.04	4.62 ± 0.03	0.96	-0.23	P
1408	05:34:13.52	-05:35:38.6	13.40 ± 0.05	12.16 ± 0.05	11.32 ± 0.03	9.73 ± 0.01	9.11 ± 0.01	8.73 ± 0.01	7.90 ± 0.01	5.29 ± 0.02	0.29	-0.79	D
1409	05:34:13.90	-05:35:36.6	13.89 ± 0.03	13.11 ± 0.04	12.69 ± 0.03	12.04 ± 0.01	11.63 ± 0.01	11.31 ± 0.02	... ± ± ...	0.01	...	D
1410	05:35:41.12	-05:35:34.3	15.07 ± 0.04	14.34 ± 0.05	13.94 ± 0.04	13.14 ± 0.01	12.79 ± 0.01	12.44 ± 0.06	... ± ± ...	0.00	...	D
1411	05:32:51.88	-05:35:25.4	15.18 ± 0.04	13.89 ± 0.04	12.94 ± 0.03	11.88 ± 0.01	11.39 ± 0.01	10.97 ± 0.01	10.12 ± 0.02	... ± ...	0.29	-0.84	D
1412	05:35:05.76	-05:35:22.3	14.67 ± 0.03	14.00 ± 0.03	13.68 ± 0.03	13.24 ± 0.03	12.96 ± 0.02	... ± ± ± ...	0.00	...	D
1413	05:34:28.53	-05:35:17.1	... ± ± ± ...	13.99 ± 0.01	13.35 ± 0.01	12.94 ± 0.05	... ± ±	D
1414	05:35:17.95	-05:35:15.4	13.09 ± 0.02	12.04 ± 0.03	11.36 ± 0.02	10.60 ± 0.01	10.13 ± 0.01	9.90 ± 0.01	9.16 ± 0.01	6.28 ± 0.03	0.17	-1.24	D
1415	05:35:04.51	-05:35:14.4	... ± ± ± ...	11.86 ± 0.01	9.79 ± 0.01	8.53 ± 0.01	7.63 ± 0.01	3.52 ± 0.01	...	1.92	P
1416	05:35:03.39	-05:35:14.3	... ± ± ± ...	13.23 ± 0.02	12.05 ± 0.01	10.94 ± 0.02	... ± ±	1.1	P
1417	05:35:31.90	-05:35:11.3	15.36 ± 0.05	14.63 ± 0.05	14.14 ± 0.05	13.31 ± 0.02	13.14 ± 0.02	12.07 ± 0.11	... ± ± ...	0.00	...	D
1418	05:35:56.63	-05:35:11.1	14.91 ± 0.04	13.08 ± 0.04	12.09 ± 0.03	11.08 ± 0.01	10.66 ± 0.01	10.26 ± 0.06	... ± ± ...	0.93	...	D
1419	05:32:45.99	-05:35:10.3	... ± ± ...	14.74 ± 0.11	12.04 ± 0.01	11.08 ± 0.01	10.49 ± 0.01	9.80 ± 0.01	... ±	-0.32	D
1420	05:35:13.56	-05:35:07.7	13.37 ± 0.03	11.68 ± 0.03	10.46 ± 0.02	9.16 ± 0.01	8.47 ± 0.01	8.04 ± 0.01	7.37 ± 0.01	4.88 ± 0.01	0.58	-0.82	D
1421	05:35:10.58	-05:35:06.3	... ± ± ± ...	12.87 ± 0.01	11.14 ± 0.01	9.98 ± 0.02	8.81 ± 0.01	4.52 ± 0.01	...	1.73	P
1422	05:34:47.00	-05:35:03.4	13.93 ± 0.04	13.09 ± 0.07	12.67 ± 0.04	11.94 ± 0.01	11.67 ± 0.01	11.40 ± 0.04	10.62 ± 0.06	7.24 ± 0.06	0.10	-1.33	D
1423	05:35:13.44	-05:35:02.5	15.05 ± 0.05	13.28 ± 0.05	12.43 ± 0.04	11.58 ± 0.01	11.17 ± 0.01	... ± ± ± ...	0.96	...	D
1424	05:36:56.28	-05:34:58.2	15.98 ± 0.08	14.95 ± 0.08	14.26 ± 0.06	13.86 ± 0.02	13.56 ± 0.02	... ± ± ...	7.01 ± 0.04	0.14	...	D
1425	05:35:21.62	-05:34:58.0	12.25 ± 0.02	11.42 ± 0.03	11.05 ± 0.02	10.52 ± 0.01	10.15 ± 0.01	9.93 ± 0.01	9.06 ± 0.01	5.52 ± 0.03	0.13	-1.21	D
1426	05:35:20.16	-05:34:57.1	13.81 ± 0.03	13.14 ± 0.03	12.77 ± 0.02	12.15 ± 0.01	11.80 ± 0.01	11.48 ± 0.02	10.74 ± 0.02	... ± ...	0.00	-1.24	D
1427	05:35:13.74	-05:34:54.8	12.80 ± 0.02	11.54 ± 0.03	10.86 ± 0.02	10.19 ± 0.01	9.51 ± 0.01	9.09 ± 0.01	8.13 ± 0.01	5.17 ± 0.01	0.44	-0.53	D
1428	05:34:37.47	-05:34:51.9	11.81 ± 0.02	10.80 ± 0.03	10.17 ± 0.02	9.31 ± 0.01	9.07 ± 0.01	8.58 ± 0.01	7.97 ± 0.01	4.56 ± 0.01	0.15	-1.25	D
1429	05:32:48.61	-05:34:51.5	15.18 ± 0.05	13.37 ± 0.03	12.44 ± 0.03	11.54 ± 0.01	11.08 ± 0.01	10.53 ± 0.01	9.54 ± 0.01	... ± ...	0.97	-0.53	D
1430	05:34:33.96	-05:34:51.2	11.86 ± 0.02	10.89 ± 0.03	10.42 ± 0.02	9.87 ± 0.01	9.76 ± 0.01	9.25 ± 0.01	8.45 ± 0.01	5.10 ± 0.02	0.23	-1.14	D
1431	05:36:24.45	-05:34:51.0	... ± ± ± ± ± ...	9.45 ± 0.01	8.74 ± 0.01	5.25 ± 0.01	P
1432	05:35:21.70	-05:34:46.9	11.18 ± 0.02	10.32 ± 0.03	9.78 ± 0.02	8.93 ± 0.01	8.20 ± 0.01	7.96 ± 0.01	6.74 ± 0.01	3.52 ± 0.01	0.04	-0.45	D
1433	05:32:50.55	-05:34:42.5	... ± ...	15.56 ± 0.14	13.09 ± 0.05	9.64 ± 0.01	8.24 ± 0.01	7.30 ± 0.01	6.41 ± 0.01	... ± ...	1.14	0.80	P
1434	05:32:48.13	-05:34:41.3	... ± ± ± ...	12.65 ± 0.01	10.71 ± 0.01	9.69 ± 0.01	8.51 ± 0.01	... ±	1.76	P
1435	05:35:34.64	-05:34:37.6	12.83 ± 0.03	12.07 ± 0.03	11.71 ± 0.03	10.88 ± 0.01	10.56 ± 0.01	10.32 ± 0.02	9.72 ± 0.04	6.83 ± 0.05	0.04	-1.52	D

Table 1—Continued

Index	R.A. ^a	Decl. ^a	J	H	K_S	[3.6]	[4.5]	[5.8]	[8.0]	[24]	A_K ^b	α_{IRAC} ^c	Class
1436	05:34:35.20	-05:34:31.9	12.76 ± 0.02	11.92 ± 0.03	11.49 ± 0.02	10.80 ± 0.01	10.28 ± 0.01	9.77 ± 0.01	8.65 ± 0.01	5.14 ± 0.02	0.09	-0.39	D
1437	05:35:05.33	-05:34:28.2	12.03 ± 0.02	11.01 ± 0.04	10.43 ± 0.02	9.37 ± 0.01	9.00 ± 0.01	8.62 ± 0.01	8.24 ± 0.01	... ± ...	0.20	-1.53	D
1438	05:36:07.03	-05:34:18.2	12.34 ± 0.02	11.13 ± 0.03	10.23 ± 0.02	9.20 ± 0.01	8.52 ± 0.01	7.89 ± 0.01	7.07 ± 0.01	4.09 ± 0.01	0.23	-0.40	D
1439	05:35:14.73	-05:34:16.7	13.30 ± 0.02	11.72 ± 0.03	10.85 ± 0.02	9.48 ± 0.01	9.06 ± 0.01	8.44 ± 0.01	7.91 ± 0.01	5.59 ± 0.02	0.70	-0.98	D
1440	05:34:46.99	-05:34:14.6	7.22 ± 0.02	6.96 ± 0.03	6.64 ± 0.02	6.00 ± 0.01	5.33 ± 0.01	4.91 ± 0.01	4.31 ± 0.01	2.50 ± 0.01	0.00	-0.94	D
1441	05:35:36.44	-05:34:10.9	11.79 ± 0.02	10.88 ± 0.03	10.41 ± 0.02	9.43 ± 0.01	8.95 ± 0.01	8.68 ± 0.01	7.94 ± 0.02	6.00 ± 0.02	0.14	-1.18	D
1442	05:36:37.10	-05:34:08.8	13.80 ± 0.02	13.20 ± 0.03	12.82 ± 0.03	12.14 ± 0.01	11.93 ± 0.01	11.38 ± 0.02	11.14 ± 0.04	... ± ...	0.00	-1.59	D
1443	05:35:25.53	-05:34:04.1	... ± ± ± ...	10.51 ± 0.01	10.02 ± 0.01	9.42 ± 0.01	8.54 ± 0.01	6.49 ± 0.03	...	-0.56	D
1444	05:35:13.05	-05:34:03.5	13.00 ± 0.02	12.04 ± 0.03	11.45 ± 0.02	10.68 ± 0.01	10.18 ± 0.01	9.83 ± 0.01	9.18 ± 0.01	6.23 ± 0.03	0.12	-1.14	D
1445	05:34:39.11	-05:34:02.3	13.70 ± 0.03	12.89 ± 0.03	12.43 ± 0.02	11.75 ± 0.01	11.34 ± 0.01	11.00 ± 0.02	10.48 ± 0.04	... ± ...	0.02	-1.39	D
1446	05:37:26.01	-05:34:01.3	11.57 ± 0.02	10.81 ± 0.03	10.42 ± 0.02	9.65 ± 0.01	9.41 ± 0.01	9.17 ± 0.01	8.94 ± 0.01	6.12 ± 0.01	0.02	-2.02	D
1447	05:35:05.75	-05:33:55.8	11.97 ± 0.02	10.92 ± 0.03	10.23 ± 0.02	9.26 ± 0.01	8.77 ± 0.01	8.31 ± 0.01	7.51 ± 0.01	3.62 ± 0.01	0.17	-0.84	D
1448	05:34:13.18	-05:33:53.5	12.67 ± 0.02	11.90 ± 0.03	11.45 ± 0.02	10.66 ± 0.01	10.19 ± 0.01	10.03 ± 0.01	9.02 ± 0.02	6.32 ± 0.03	0.00	-1.05	D
1449	05:34:52.34	-05:33:49.0	... ± ± ...	14.58 ± 0.08	13.10 ± 0.01	12.59 ± 0.01	12.16 ± 0.05	11.62 ± 0.05	... ±	-1.14	D
1450	05:35:35.14	-05:33:48.9	15.55 ± 0.05	14.84 ± 0.07	14.40 ± 0.06	13.92 ± 0.02	13.59 ± 0.01	12.40 ± 0.07	10.42 ± 0.05	6.19 ± 0.03	0.00	1.31	D
1451	05:34:13.05	-05:33:48.5	14.34 ± 0.04	13.53 ± 0.05	13.00 ± 0.04	12.30 ± 0.01	11.78 ± 0.01	11.87 ± 0.04	... ± ± ...	0.00	1.21	D
1452	05:34:44.73	-05:33:41.7	12.64 ± 0.02	11.55 ± 0.03	10.85 ± 0.02	9.79 ± 0.01	9.09 ± 0.01	8.58 ± 0.01	7.74 ± 0.01	5.23 ± 0.01	0.21	-0.52	D
1453	05:35:43.83	-05:33:41.2	... ± ± ± ...	15.20 ± 0.06	... ± ± ...	10.24 ± 0.09	6.07 ± 0.05	P
1454	05:35:06.45	-05:33:35.1	11.01 ± 0.03	9.68 ± 0.04	8.72 ± 0.02	7.73 ± 0.01	6.71 ± 0.01	5.94 ± 0.01	4.82 ± 0.01	0.75 ± 0.01	0.33	0.46	P
1455	05:32:44.46	-05:33:33.4	15.38 ± 0.05	13.48 ± 0.03	12.62 ± 0.03	11.76 ± 0.01	11.33 ± 0.01	10.83 ± 0.01	10.15 ± 0.01	... ± ...	1.14	-0.97	D
1456	05:34:48.81	-05:33:33.1	13.59 ± 0.03	12.83 ± 0.03	12.48 ± 0.02	11.89 ± 0.01	11.33 ± 0.01	11.18 ± 0.02	10.64 ± 0.02	7.14 ± 0.05	0.05	-1.48	D
1457	05:35:13.65	-05:33:33.1	... ± ...	15.44 ± 0.09	13.98 ± 0.04	12.76 ± 0.01	12.20 ± 0.01	11.64 ± 0.03	10.77 ± 0.02	... ± ...	1.42	-0.56	D
1458	05:34:57.13	-05:33:29.5	12.81 ± 0.02	11.78 ± 0.03	11.36 ± 0.02	10.88 ± 0.01	10.66 ± 0.01	10.19 ± 0.02	9.30 ± 0.02	6.20 ± 0.03	0.34	-0.99	D
1459	05:33:33.88	-05:33:26.3	12.21 ± 0.02	11.36 ± 0.02	10.96 ± 0.02	10.40 ± 0.01	10.15 ± 0.01	9.79 ± 0.01	9.24 ± 0.01	6.42 ± 0.03	0.11	-1.49	D
1460	05:35:34.27	-05:33:21.5	14.09 ± 0.02	13.23 ± 0.04	12.57 ± 0.02	11.62 ± 0.01	11.10 ± 0.01	10.55 ± 0.01	9.56 ± 0.02	... ± ...	0.00	-0.48	D
1461	05:36:49.31	-05:33:20.8	14.55 ± 0.03	13.90 ± 0.04	13.52 ± 0.03	12.89 ± 0.01	12.47 ± 0.01	12.31 ± 0.05	11.68 ± 0.09	... ± ...	0.00	-1.52	D
1462	05:35:14.43	-05:33:18.8	12.80 ± 0.03	10.97 ± 0.04	9.65 ± 0.02	8.15 ± 0.01	7.48 ± 0.01	7.07 ± 0.01	6.30 ± 0.01	3.72 ± 0.01	0.69	-0.77	D
1463	05:35:21.21	-05:33:17.3	14.05 ± 0.03	13.42 ± 0.03	12.99 ± 0.03	12.47 ± 0.01	12.15 ± 0.01	11.69 ± 0.04	11.06 ± 0.07	... ± ...	0.00	-1.20	D
1464	05:35:15.80	-05:33:12.2	11.79 ± 0.02	11.02 ± 0.03	10.74 ± 0.02	10.35 ± 0.01	9.84 ± 0.01	9.66 ± 0.01	8.78 ± 0.01	6.14 ± 0.04	0.12	-1.12	D
1465	05:35:02.48	-05:33:09.9	12.09 ± 0.03	11.32 ± 0.03	11.00 ± 0.02	10.16 ± 0.01	9.81 ± 0.01	9.28 ± 0.04	8.61 ± 0.05	5.69 ± 0.04	0.08	-1.02	D
1466	05:35:31.35	-05:33:08.7	8.80 ± 0.03	8.26 ± 0.06	7.64 ± 0.02	6.70 ± 0.01	6.41 ± 0.01	5.84 ± 0.01	4.51 ± 0.01	1.63 ± 0.01	0.00	-0.30	D
1467	05:35:28.56	-05:33:04.5	15.71 ± 0.04	14.86 ± 0.06	14.46 ± 0.05	13.73 ± 0.01	13.58 ± 0.02	13.32 ± 0.11	... ± ± ...	0.14	...	D
1468	05:37:16.86	-05:33:03.4	12.34 ± 0.02	11.57 ± 0.02	11.28 ± 0.02	11.00 ± 0.01	10.78 ± 0.01	10.44 ± 0.01	9.78 ± 0.01	7.30 ± 0.04	0.11	-1.43	D
1469	05:34:42.20	-05:33:03.3	14.09 ± 0.03	12.83 ± 0.04	12.18 ± 0.02	11.23 ± 0.01	10.48 ± 0.01	10.06 ± 0.02	9.06 ± 0.02	5.31 ± 0.02	0.48	-0.43	D
1470	05:33:51.78	-05:33:03.3	16.06 ± 0.07	13.95 ± 0.05	12.50 ± 0.03	10.59 ± 0.01	9.92 ± 0.01	9.30 ± 0.01	8.38 ± 0.01	5.27 ± 0.02	0.96	-0.31	D

Table 1—Continued

Index	R.A. ^a	Decl. ^a	J	H	K_S	[3.6]	[4.5]	[5.8]	[8.0]	[24]	A_K ^b	α_{IRAC} ^c	Class
1471	05:34:02.69	-05:33:03.0	14.43 ± 0.04	13.79 ± 0.04	13.45 ± 0.03	12.88 ± 0.01	12.53 ± 0.01	12.09 ± 0.03	11.01 ± 0.05	... ± ...	0.00	-0.70	D
1472	05:35:19.66	-05:33:01.4	... ± ...	15.96 ± 0.16	14.90 ± 0.08	13.15 ± 0.03	12.27 ± 0.01	11.48 ± 0.08	10.20 ± 0.04	6.25 ± 0.05	0.00	0.52	P
1473	05:35:15.77	-05:32:59.2	... ± ± ± ...	9.71 ± 0.01	9.14 ± 0.01	8.62 ± 0.01	7.78 ± 0.01	4.49 ± 0.01	...	-0.63	D
1474	05:33:45.87	-05:32:58.1	16.62 ± 0.12	15.23 ± 0.08	14.14 ± 0.04	11.67 ± 0.01	10.33 ± 0.01	9.72 ± 0.01	8.45 ± 0.01	5.29 ± 0.01	0.30	0.71	P
1475	05:35:32.55	-05:32:57.8	15.21 ± 0.03	14.50 ± 0.04	14.11 ± 0.04	13.51 ± 0.01	13.30 ± 0.02	12.68 ± 0.09	11.70 ± 0.12	... ± ...	0.00	-0.70	D
1476	05:35:56.47	-05:32:57.4	17.24 ± 0.20	15.45 ± 0.10	14.37 ± 0.06	13.53 ± 0.02	13.27 ± 0.02	... ± ± ± ...	0.81	...	D
1477	05:36:02.83	-05:32:54.4	13.75 ± 0.02	13.08 ± 0.03	12.72 ± 0.02	12.15 ± 0.01	11.85 ± 0.01	11.74 ± 0.04	11.13 ± 0.09	... ± ...	0.00	-1.71	D
1478	05:35:58.93	-05:32:53.7	14.41 ± 0.04	13.18 ± 0.04	12.53 ± 0.03	11.51 ± 0.01	11.05 ± 0.01	10.74 ± 0.02	9.92 ± 0.05	6.10 ± 0.04	0.41	-1.05	D
1479	05:35:06.56	-05:32:51.6	14.35 ± 0.04	12.76 ± 0.04	11.52 ± 0.02	9.95 ± 0.01	9.11 ± 0.01	8.14 ± 0.02	6.96 ± 0.02	3.34 ± 0.01	0.44	0.62	P
1480	05:34:58.51	-05:32:49.6	13.30 ± 0.03	12.40 ± 0.04	11.95 ± 0.02	11.18 ± 0.01	10.69 ± 0.01	10.31 ± 0.01	9.59 ± 0.01	... ± ...	0.14	-1.03	D
1481	05:35:17.89	-05:32:49.3	14.62 ± 0.03	13.56 ± 0.03	12.79 ± 0.02	12.15 ± 0.01	11.95 ± 0.01	11.77 ± 0.06	... ± ± ...	0.11	...	D
1482	05:35:14.45	-05:32:46.5	13.62 ± 0.03	12.34 ± 0.04	11.60 ± 0.02	10.56 ± 0.01	10.07 ± 0.01	9.47 ± 0.01	8.53 ± 0.01	4.38 ± 0.01	0.42	-0.49	D
1483	05:35:08.02	-05:32:44.3	12.04 ± 0.03	11.06 ± 0.04	10.47 ± 0.02	9.88 ± 0.01	9.39 ± 0.01	9.01 ± 0.01	8.04 ± 0.01	5.01 ± 0.02	0.14	-0.76	D
1484	05:35:43.39	-05:32:44.0	12.06 ± 0.02	11.29 ± 0.03	11.00 ± 0.02	10.25 ± 0.01	9.92 ± 0.01	9.53 ± 0.01	8.93 ± 0.02	... ± ...	0.10	-1.31	D
1485	05:34:57.36	-05:32:43.2	14.91 ± 0.05	14.26 ± 0.05	13.72 ± 0.04	12.88 ± 0.01	12.26 ± 0.01	12.02 ± 0.06	11.29 ± 0.06	... ± ...	0.00	-1.08	D
1486	05:35:14.56	-05:32:29.2	15.38 ± 0.06	13.39 ± 0.03	12.24 ± 0.02	11.23 ± 0.01	10.73 ± 0.01	10.25 ± 0.02	9.51 ± 0.01	5.74 ± 0.04	1.02	0.86	D
1487	05:35:22.91	-05:32:28.7	12.02 ± 0.02	11.22 ± 0.03	10.87 ± 0.02	10.46 ± 0.01	10.17 ± 0.01	10.10 ± 0.01	9.26 ± 0.01	4.80 ± 0.04	0.09	-1.52	D
1488	05:34:15.65	-05:32:24.2	12.47 ± 0.02	11.32 ± 0.04	10.56 ± 0.02	8.86 ± 0.01	8.73 ± 0.01	7.88 ± 0.01	7.03 ± 0.01	4.13 ± 0.01	0.24	-0.61	D
1489	05:36:58.57	-05:32:22.5	15.65 ± 0.06	15.13 ± 0.07	14.92 ± 0.09	14.41 ± 0.02	14.26 ± 0.02	14.17 ± 0.18	... ± ± ...	0.00	...	D
1490	05:35:20.27	-05:32:16.6	13.26 ± 0.02	12.58 ± 0.03	12.09 ± 0.02	11.45 ± 0.01	11.05 ± 0.01	10.56 ± 0.02	9.74 ± 0.01	... ± ...	0.00	-0.86	D
1491	05:35:17.42	-05:32:16.3	15.50 ± 0.05	13.71 ± 0.03	12.68 ± 0.02	11.83 ± 0.01	11.58 ± 0.01	11.39 ± 0.06	... ± ± ...	0.87	...	D
1492	05:35:43.61	-05:32:12.1	13.78 ± 0.02	12.96 ± 0.03	12.59 ± 0.02	12.06 ± 0.01	11.91 ± 0.01	11.12 ± 0.05	... ± ± ...	0.10	...	D
1493	05:35:02.75	-05:32:03.0	14.06 ± 0.03	13.36 ± 0.04	13.00 ± 0.04	12.50 ± 0.01	12.16 ± 0.01	11.80 ± 0.06	... ± ± ...	0.00	...	D
1494	05:35:16.26	-05:32:02.4	12.98 ± 0.02	12.27 ± 0.03	11.89 ± 0.02	11.22 ± 0.01	10.76 ± 0.01	10.34 ± 0.02	9.66 ± 0.02	... ± ...	0.00	-1.06	D
1495	05:33:54.50	-05:32:00.4	13.35 ± 0.03	11.67 ± 0.03	10.89 ± 0.02	10.39 ± 0.01	10.15 ± 0.01	9.84 ± 0.01	9.18 ± 0.01	4.62 ± 0.02	0.92	-1.44	D
1496	05:35:19.54	-05:31:58.5	15.37 ± 0.05	14.72 ± 0.05	14.39 ± 0.05	14.15 ± 0.04	13.76 ± 0.03	... ± ± ± ...	0.00	...	D
1497	05:35:37.34	-05:31:58.1	... ± ± ± ± ± ± ...	9.85 ± 0.04	6.88 ± 0.08	D
1498	05:33:32.56	-05:31:55.2	14.97 ± 0.03	14.15 ± 0.04	13.61 ± 0.04	13.01 ± 0.01	12.65 ± 0.01	12.13 ± 0.02	11.18 ± 0.03	8.64 ± 0.13	0.00	-0.72	D
1499	05:35:11.87	-05:31:54.8	11.07 ± 0.03	10.34 ± 0.04	10.08 ± 0.03	9.75 ± 0.01	9.47 ± 0.01	... ± ± ± ...	0.07	...	D
1500	05:35:11.92	-05:31:53.5	... ± ± ± ± ...	9.50 ± 0.01	9.13 ± 0.01	8.37 ± 0.01	5.35 ± 0.03	D
1501	05:35:08.85	-05:31:48.8	11.26 ± 0.02	10.38 ± 0.03	9.83 ± 0.02	9.14 ± 0.01	8.57 ± 0.01	8.23 ± 0.01	7.35 ± 0.01	4.54 ± 0.01	0.05	-0.83	D
1502	05:35:31.95	-05:31:47.5	14.73 ± 0.04	14.01 ± 0.04	13.49 ± 0.04	12.63 ± 0.01	12.27 ± 0.01	11.75 ± 0.03	10.90 ± 0.04	... ± ...	0.00	-0.82	D
1503	05:34:48.88	-05:31:45.9	14.01 ± 0.03	13.21 ± 0.04	12.57 ± 0.02	11.60 ± 0.01	10.39 ± 0.01	9.44 ± 0.02	7.27 ± 0.01	3.01 ± 0.01	0.00	2.04	P
1504	05:34:40.91	-05:31:44.4	... ± ± ± ...	12.21 ± 0.01	11.01 ± 0.01	10.42 ± 0.01	10.10 ± 0.02	3.08 ± 0.01	...	-0.49	P
1505	05:35:18.28	-05:31:42.1	14.41 ± 0.06	12.69 ± 0.06	11.33 ± 0.03	9.17 ± 0.01	8.75 ± 0.01	8.02 ± 0.01	7.29 ± 0.01	4.01 ± 0.02	0.52	-0.62	D

Table 1—Continued

Index	R.A. ^a	Decl. ^a	J	H	K_S	[3.6]	[4.5]	[5.8]	[8.0]	[24]	A_K ^b	α_{IRAC} ^c	Class
1506	05:35:36.35	-05:31:37.6	12.50 ± 0.02	11.67 ± 0.03	11.08 ± 0.02	10.06 ± 0.01	9.53 ± 0.01	9.20 ± 0.01	8.52 ± 0.01	5.16 ± 0.02	0.00	-1.10	D
1507	05:35:22.78	-05:31:37.3	12.21 ± 0.02	11.27 ± 0.03	10.75 ± 0.02	10.21 ± 0.01	9.89 ± 0.01	9.60 ± 0.01	8.75 ± 0.02	6.15 ± 0.06	0.16	-1.18	D
1508	05:34:48.94	-05:31:31.5	13.80 ± 0.03	12.90 ± 0.03	12.45 ± 0.02	11.79 ± 0.01	11.48 ± 0.01	11.02 ± 0.08	... ± ± ...	0.16	...	D
1509	05:35:08.69	-05:31:27.7	... ± ± ...	15.34 ± 0.13	13.02 ± 0.01	11.87 ± 0.01	10.95 ± 0.01	9.96 ± 0.01	... ±	0.64	D
1510	05:35:20.97	-05:31:21.5	11.57 ± 0.02	10.62 ± 0.03	10.03 ± 0.02	9.25 ± 0.01	8.74 ± 0.01	8.66 ± 0.02	7.62 ± 0.02	4.23 ± 0.02	0.10	-1.08	D
1511	05:35:22.27	-05:31:16.7	13.17 ± 0.02	12.42 ± 0.03	12.01 ± 0.02	11.44 ± 0.01	11.01 ± 0.01	10.82 ± 0.05	10.23 ± 0.05	... ± ...	0.00	-1.50	D
1512	05:36:21.97	-05:31:14.2	... ± ± ...	15.58 ± 0.17	14.51 ± 0.04	13.75 ± 0.02	... ± ± ...	6.55 ± 0.05	P
1513	05:36:40.14	-05:31:13.8	... ± ± ± ± ± ...	12.80 ± 0.10	... ± ...	6.69 ± 0.04	P
1514	05:36:09.25	-05:31:09.7	14.06 ± 0.03	13.31 ± 0.04	12.77 ± 0.02	12.04 ± 0.01	11.52 ± 0.01	11.23 ± 0.04	10.34 ± 0.07	6.73 ± 0.05	0.00	-0.94	D
1515	05:35:06.47	-05:31:09.4	13.55 ± 0.03	12.93 ± 0.03	12.50 ± 0.03	11.98 ± 0.01	11.68 ± 0.01	11.04 ± 0.04	10.03 ± 0.03	6.11 ± 0.04	0.00	-0.54	D
1516	05:34:37.08	-05:31:08.8	12.52 ± 0.03	11.49 ± 0.03	10.94 ± 0.02	10.23 ± 0.01	9.92 ± 0.01	9.63 ± 0.01	8.98 ± 0.01	5.24 ± 0.02	0.25	-1.41	D
1517	05:34:48.46	-05:31:07.3	13.85 ± 0.03	13.05 ± 0.04	12.53 ± 0.02	11.68 ± 0.01	10.82 ± 0.01	11.13 ± 0.06	... ± ± ...	0.00	...	D
1518	05:35:00.85	-05:31:05.9	13.45 ± 0.03	12.70 ± 0.04	12.12 ± 0.02	11.25 ± 0.01	10.91 ± 0.01	10.31 ± 0.03	9.38 ± 0.03	... ± ...	0.00	-0.66	D
1519	05:35:19.84	-05:31:03.6	13.49 ± 0.02	12.01 ± 0.03	11.24 ± 0.02	10.39 ± 0.01	9.99 ± 0.01	9.55 ± 0.03	8.77 ± 0.03	5.42 ± 0.09	0.66	-0.97	D
1520	05:35:19.20	-05:31:03.1	13.93 ± 0.04	12.35 ± 0.04	11.59 ± 0.02	10.86 ± 0.01	10.53 ± 0.01	10.07 ± 0.04	9.44 ± 0.05	... ± ...	0.79	-1.18	D
1521	05:36:18.47	-05:31:02.6	14.46 ± 0.03	13.58 ± 0.05	12.95 ± 0.03	12.49 ± 0.01	12.35 ± 0.01	11.95 ± 0.05	... ± ± ...	0.00	...	D
1522	05:35:11.67	-05:31:01.1	12.95 ± 0.02	12.19 ± 0.03	11.85 ± 0.02	11.24 ± 0.01	10.72 ± 0.01	10.37 ± 0.01	9.32 ± 0.01	5.86 ± 0.02	0.06	-0.68	D
1523	05:35:09.21	-05:30:58.4	12.48 ± 0.02	10.55 ± 0.03	9.36 ± 0.02	8.08 ± 0.01	7.63 ± 0.01	7.11 ± 0.01	6.34 ± 0.01	3.59 ± 0.02	0.92	-0.82	D
1524	05:35:13.61	-05:30:57.4	10.18 ± 0.02	9.26 ± 0.03	8.62 ± 0.02	7.85 ± 0.01	7.40 ± 0.01	6.92 ± 0.01	5.96 ± 0.01	3.19 ± 0.01	0.04	-0.67	D
1525	05:35:16.82	-05:30:56.0	... ± ± ...	14.77 ± 0.08	12.29 ± 0.01	11.58 ± 0.01	11.07 ± 0.04	10.50 ± 0.04	... ±	-0.81	D
1526	05:36:27.51	-05:30:55.2	11.91 ± 0.02	11.17 ± 0.03	10.77 ± 0.02	10.36 ± 0.01	10.10 ± 0.01	9.77 ± 0.01	9.10 ± 0.01	6.91 ± 0.02	0.00	-1.39	D
1527	05:32:48.80	-05:30:54.1	14.03 ± 0.03	12.62 ± 0.03	11.72 ± 0.02	10.51 ± 0.01	10.05 ± 0.01	9.54 ± 0.01	8.89 ± 0.01	... ± ...	0.47	-0.96	D
1528	05:33:45.26	-05:30:49.5	10.26 ± 0.02	9.26 ± 0.03	8.61 ± 0.02	7.98 ± 0.01	7.42 ± 0.01	6.83 ± 0.01	5.83 ± 0.01	3.04 ± 0.01	0.13	-0.36	D
1529	05:34:20.75	-05:30:47.8	... ± ± ± ...	9.75 ± 0.01	9.49 ± 0.01	9.18 ± 0.01	8.63 ± 0.03	6.35 ± 0.03	...	-1.55	D
1530	05:35:17.40	-05:30:46.6	14.24 ± 0.03	13.59 ± 0.03	13.15 ± 0.03	12.51 ± 0.01	12.23 ± 0.01	11.74 ± 0.09	... ± ± ...	0.00	...	D
1531	05:34:47.89	-05:30:46.5	12.10 ± 0.02	11.43 ± 0.03	11.09 ± 0.02	10.86 ± 0.01	10.72 ± 0.01	10.40 ± 0.03	9.16 ± 0.02	5.11 ± 0.01	0.00	-0.89	D
1532	05:35:17.86	-05:30:40.6	13.80 ± 0.03	12.72 ± 0.03	11.99 ± 0.02	10.90 ± 0.01	10.57 ± 0.01	10.36 ± 0.04	... ± ± ...	0.19	...	D
1533	05:35:20.29	-05:30:39.3	11.62 ± 0.02	10.72 ± 0.03	10.16 ± 0.02	9.07 ± 0.01	8.55 ± 0.01	8.13 ± 0.01	7.15 ± 0.01	4.49 ± 0.03	0.08	-0.66	D
1534	05:35:25.68	-05:30:37.9	12.39 ± 0.02	11.53 ± 0.03	11.03 ± 0.02	10.32 ± 0.01	9.92 ± 0.01	9.50 ± 0.02	8.86 ± 0.02	... ± ...	0.07	-1.16	D
1535	05:35:30.77	-05:30:36.0	12.31 ± 0.02	11.51 ± 0.03	11.03 ± 0.02	10.28 ± 0.01	9.92 ± 0.01	9.53 ± 0.01	8.81 ± 0.01	... ± ...	0.00	-1.15	D
1536	05:33:14.91	-05:30:33.4	12.70 ± 0.03	12.08 ± 0.03	11.81 ± 0.02	11.49 ± 0.01	11.35 ± 0.01	11.12 ± 0.02	10.39 ± 0.03	6.19 ± 0.02	0.00	-1.58	D
1537	05:35:12.19	-05:30:32.9	12.99 ± 0.02	11.50 ± 0.03	10.49 ± 0.02	8.99 ± 0.01	8.57 ± 0.01	8.32 ± 0.01	7.58 ± 0.01	5.22 ± 0.03	0.50	-1.26	D
1538	05:34:28.58	-05:30:32.4	14.86 ± 0.04	14.10 ± 0.04	13.59 ± 0.04	12.87 ± 0.01	12.36 ± 0.01	12.11 ± 0.02	11.49 ± 0.05	... ± ...	0.00	-1.31	D
1539	05:35:19.85	-05:30:32.1	12.97 ± 0.03	12.29 ± 0.04	11.90 ± 0.03	11.37 ± 0.02	10.98 ± 0.01	... ± ± ± ...	0.00	...	D
1540	05:34:57.67	-05:30:29.6	14.78 ± 0.03	13.89 ± 0.04	13.36 ± 0.03	12.52 ± 0.01	12.24 ± 0.01	... ± ± ± ...	0.08	...	D

Table 1—Continued

Index	R.A. ^a	Decl. ^a	J	H	K_S	[3.6]	[4.5]	[5.8]	[8.0]	[24]	A_K^b	α_{IRAC}^c	Class
1541	05:35:15.19	-05:30:26.4	... ± ± ± ...	12.68 ± 0.02	11.97 ± 0.01	11.60 ± 0.09	... ± ±	D
1542	05:35:27.22	-05:30:24.6	12.18 ± 0.02	11.38 ± 0.03	11.05 ± 0.02	10.54 ± 0.01	10.24 ± 0.01	9.83 ± 0.01	8.99 ± 0.01	... ± ...	0.10	-1.05	D
1543	05:35:32.86	-05:30:21.3	11.39 ± 0.02	10.46 ± 0.04	9.85 ± 0.02	9.08 ± 0.01	8.79 ± 0.01	8.61 ± 0.01	7.88 ± 0.01	4.47 ± 0.03	0.06	-1.50	D
1544	05:35:25.65	-05:30:20.8	11.02 ± 0.03	10.25 ± 0.04	9.70 ± 0.02	9.23 ± 0.01	8.83 ± 0.01	8.28 ± 0.01	7.36 ± 0.01	4.04 ± 0.03	0.00	-0.67	D
1545	05:35:12.16	-05:30:20.0	13.18 ± 0.02	12.38 ± 0.04	11.92 ± 0.02	11.27 ± 0.01	10.86 ± 0.01	10.54 ± 0.03	9.78 ± 0.02	... ± ...	0.02	-1.16	D
1546	05:34:11.49	-05:30:19.9	13.55 ± 0.03	12.87 ± 0.05	12.45 ± 0.02	12.06 ± 0.01	11.91 ± 0.01	11.97 ± 0.05	... ± ± ...	0.00	...	D
1547	05:34:46.87	-05:30:19.9	15.71 ± 0.06	15.00 ± 0.08	14.75 ± 0.08	14.51 ± 0.03	14.17 ± 0.03	... ± ± ± ...	0.06	...	D
1548	05:34:19.55	-05:30:19.8	11.03 ± 0.02	10.09 ± 0.03	9.45 ± 0.02	8.43 ± 0.01	8.09 ± 0.01	7.72 ± 0.01	6.59 ± 0.01	3.22 ± 0.01	0.06	-0.74	D
1549	05:36:03.87	-05:30:18.9	13.54 ± 0.03	12.84 ± 0.04	12.51 ± 0.03	11.81 ± 0.01	11.61 ± 0.01	11.20 ± 0.03	10.21 ± 0.05	... ± ...	0.00	-0.98	D
1550	05:35:26.18	-05:30:17.9	12.45 ± 0.06	11.54 ± 0.07	11.00 ± 0.05	9.97 ± 0.01	9.47 ± 0.01	9.08 ± 0.01	8.10 ± 0.01	5.57 ± 0.12	0.10	-0.73	D
1551	05:35:26.48	-05:30:16.2	12.91 ± 0.02	12.23 ± 0.03	11.81 ± 0.02	11.10 ± 0.01	10.71 ± 0.01	10.25 ± 0.01	9.35 ± 0.01	... ± ...	0.00	-0.82	D
1552	05:35:53.08	-05:30:10.7	15.60 ± 0.06	14.96 ± 0.07	14.69 ± 0.08	14.09 ± 0.03	13.91 ± 0.03	... ± ± ± ...	0.00	...	D
1553	05:34:48.23	-05:30:10.2	14.49 ± 0.03	13.76 ± 0.04	13.36 ± 0.03	12.81 ± 0.01	12.51 ± 0.01	12.11 ± 0.04	11.24 ± 0.03	... ± ...	0.00	-1.03	D
1554	05:35:10.39	-05:30:07.8	14.36 ± 0.03	13.52 ± 0.03	12.94 ± 0.02	12.32 ± 0.02	12.08 ± 0.01	11.32 ± 0.09	9.97 ± 0.08	... ± ...	0.00	-0.05	D
1555	05:34:39.85	-05:30:06.4	... ± ± ...	10.57 ± 0.07	9.69 ± 0.01	9.21 ± 0.01	8.87 ± 0.01	7.86 ± 0.01	4.57 ± 0.02	...	-0.78	D
1556	05:35:15.83	-05:30:05.5	... ± ± ± ...	10.71 ± 0.01	10.26 ± 0.01	9.68 ± 0.01	8.79 ± 0.01	... ±	0.61	D
1557	05:35:02.98	-05:30:01.5	10.33 ± 0.02	9.51 ± 0.03	9.22 ± 0.02	9.01 ± 0.01	8.99 ± 0.01	8.83 ± 0.01	8.76 ± 0.03	5.39 ± 0.04	0.17	-2.52	D
1558	05:33:31.19	-05:29:57.4	13.45 ± 0.02	12.76 ± 0.03	12.44 ± 0.02	12.07 ± 0.01	11.81 ± 0.01	11.63 ± 0.03	10.57 ± 0.05	7.24 ± 0.04	0.00	-1.17	D
1559	05:35:24.23	-05:29:57.0	12.39 ± 0.02	11.36 ± 0.03	10.79 ± 0.02	9.91 ± 0.01	9.58 ± 0.01	9.28 ± 0.01	8.59 ± 0.03	... ± ...	0.21	-1.34	D
1560	05:35:14.59	-05:29:55.2	15.80 ± 0.08	13.94 ± 0.05	12.77 ± 0.02	11.74 ± 0.01	11.22 ± 0.01	10.76 ± 0.04	10.04 ± 0.04	... ± ...	0.84	-0.89	D
1561	05:35:25.22	-05:29:51.7	13.09 ± 0.02	12.39 ± 0.03	12.10 ± 0.02	11.38 ± 0.01	11.07 ± 0.01	10.74 ± 0.02	9.81 ± 0.03	... ± ...	0.03	-1.05	D
1562	05:34:52.64	-05:29:45.2	11.99 ± 0.02	11.07 ± 0.03	10.53 ± 0.02	9.83 ± 0.01	9.53 ± 0.01	9.06 ± 0.01	8.38 ± 0.01	... ± ...	0.10	-1.14	D
1563	05:35:59.66	-05:29:43.5	10.86 ± 0.02	9.69 ± 0.04	8.86 ± 0.03	7.81 ± 0.01	7.40 ± 0.01	... ± ...	6.37 ± 0.01	3.44 ± 0.02	0.22	...	D
1564	05:35:52.48	-05:29:41.7	15.86 ± 0.06	14.07 ± 0.05	13.04 ± 0.03	12.05 ± 0.01	11.81 ± 0.01	11.29 ± 0.06	... ± ± ...	0.85	...	D
1565	05:37:28.12	-05:29:41.2	... ± ± ± ...	15.24 ± 0.04	14.89 ± 0.04	12.73 ± 0.05	10.80 ± 0.03	6.78 ± 0.03	...	2.60	D
1566	05:34:58.06	-05:29:40.3	13.92 ± 0.03	12.85 ± 0.04	12.26 ± 0.03	11.52 ± 0.01	11.14 ± 0.01	10.85 ± 0.04	10.01 ± 0.04	... ± ...	0.26	-1.14	D
1567	05:35:32.29	-05:29:40.2	16.51 ± 0.11	14.93 ± 0.06	14.02 ± 0.05	12.65 ± 0.01	12.12 ± 0.01	11.09 ± 0.03	9.41 ± 0.03	... ± ...	0.67	0.96	D
1568	05:35:49.38	-05:29:39.4	... ± ...	14.73 ± 0.07	12.85 ± 0.05	10.69 ± 0.04	10.11 ± 0.01	9.10 ± 0.10	... ± ± ...	2.35	...	D
1569	05:35:04.52	-05:29:38.3	11.70 ± 0.03	10.94 ± 0.04	10.48 ± 0.03	9.72 ± 0.01	9.39 ± 0.01	9.20 ± 0.01	8.69 ± 0.01	... ± ...	0.00	-1.69	D
1570	05:35:25.70	-05:29:35.2	13.73 ± 0.02	13.06 ± 0.03	12.63 ± 0.02	11.99 ± 0.01	11.69 ± 0.01	11.34 ± 0.03	10.65 ± 0.05	... ± ...	0.00	-1.30	D
1571	05:37:28.71	-05:29:34.4	... ± ± ± ...	15.13 ± 0.06	14.72 ± 0.06	12.63 ± 0.08	10.68 ± 0.05	6.42 ± 0.03	...	2.59	D
1572	05:35:11.93	-05:29:32.6	14.96 ± 0.04	14.13 ± 0.04	13.67 ± 0.03	13.26 ± 0.04	13.03 ± 0.02	... ± ± ± ...	0.06	...	D
1573	05:35:16.32	-05:29:32.6	16.01 ± 0.09	13.66 ± 0.04	11.76 ± 0.02	9.48 ± 0.01	8.66 ± 0.01	8.02 ± 0.01	7.10 ± 0.01	3.64 ± 0.05	0.94	-0.13	P
1574	05:35:27.96	-05:29:31.2	13.14 ± 0.02	11.51 ± 0.03	10.33 ± 0.02	8.65 ± 0.01	8.07 ± 0.01	7.73 ± 0.01	6.94 ± 0.01	4.31 ± 0.03	0.53	-0.93	D
1575	05:35:03.55	-05:29:26.2	12.35 ± 0.03	11.28 ± 0.03	10.58 ± 0.02	9.61 ± 0.01	9.23 ± 0.01	8.86 ± 0.02	8.36 ± 0.03	... ± ...	0.19	-1.40	D

Table 1—Continued

Index	R.A. ^a	Decl. ^a	J	H	K_S	[3.6]	[4.5]	[5.8]	[8.0]	[24]	A_K^b	α_{IRAC}^c	Class
1576	05:35:05.62	-05:29:22.3	13.12 ± 0.03	11.57 ± 0.03	10.50 ± 0.02	8.95 ± 0.01	8.26 ± 0.01	7.72 ± 0.01	6.87 ± 0.01	3.58 ± 0.02	0.52	-0.47	D
1577	05:35:25.30	-05:29:12.4	15.58 ± 0.08	14.73 ± 0.06	14.15 ± 0.05	13.43 ± 0.02	13.02 ± 0.02	... ± ± ± ...	0.00	...	D
1578	05:35:20.01	-05:29:12.0	13.69 ± 0.05	12.31 ± 0.05	11.47 ± 0.04	10.53 ± 0.02	10.15 ± 0.01	... ± ± ± ...	0.48	...	D
1579	05:35:20.48	-05:29:11.0	13.55 ± 0.04	12.80 ± 0.04	12.41 ± 0.04	12.03 ± 0.02	11.78 ± 0.01	... ± ± ± ...	0.01	...	D
1580	05:35:29.06	-05:29:10.5	11.60 ± 0.03	10.71 ± 0.04	10.33 ± 0.03	9.12 ± 0.01	8.77 ± 0.01	8.27 ± 0.01	7.25 ± 0.03	... ± ...	0.19	-0.68	D
1581	05:35:02.16	-05:29:09.6	12.03 ± 0.02	11.07 ± 0.03	10.59 ± 0.02	9.81 ± 0.01	9.62 ± 0.01	9.17 ± 0.02	8.72 ± 0.03	... ± ...	0.21	-1.53	D
1582	05:35:10.32	-05:29:03.5	15.42 ± 0.04	14.21 ± 0.03	13.38 ± 0.02	12.26 ± 0.02	11.75 ± 0.01	... ± ± ± ...	0.26	...	D
1583	05:34:49.58	-05:29:03.3	12.05 ± 0.03	11.08 ± 0.03	10.53 ± 0.02	10.25 ± 0.01	9.60 ± 0.01	9.21 ± 0.01	7.98 ± 0.01	4.30 ± 0.02	0.18	-0.31	D
1584	05:35:03.92	-05:29:03.2	11.24 ± 0.02	10.44 ± 0.03	10.12 ± 0.02	9.49 ± 0.01	9.11 ± 0.01	8.83 ± 0.02	8.05 ± 0.02	3.52 ± 0.03	0.13	-1.22	D
1585	05:34:52.93	-05:28:59.2	13.07 ± 0.03	12.41 ± 0.03	12.02 ± 0.02	11.31 ± 0.01	10.93 ± 0.01	10.24 ± 0.02	8.92 ± 0.02	... ± ...	0.00	-0.06	D
1586	05:35:17.06	-05:28:58.3	... ± ± ± ...	11.09 ± 0.01	10.77 ± 0.01	10.49 ± 0.03	9.30 ± 0.03	... ±	-0.83	D
1587	05:34:51.42	-05:28:57.0	15.02 ± 0.04	13.98 ± 0.04	13.22 ± 0.03	12.29 ± 0.01	11.92 ± 0.01	11.57 ± 0.04	... ± ± ...	0.11	...	D
1588	05:35:15.89	-05:28:52.7	... ± ± ± ...	9.53 ± 0.01	9.28 ± 0.01	8.97 ± 0.01	8.31 ± 0.04	... ±	-1.44	D
1589	05:34:12.88	-05:28:47.9	12.09 ± 0.02	11.39 ± 0.03	11.22 ± 0.02	11.19 ± 0.01	11.17 ± 0.01	11.09 ± 0.02	10.81 ± 0.06	5.83 ± 0.02	0.09	-2.39	D
1590	05:34:58.17	-05:28:47.6	15.30 ± 0.04	14.30 ± 0.05	13.68 ± 0.03	12.91 ± 0.03	12.46 ± 0.02	... ± ± ± ...	0.16	...	D
1591	05:35:18.29	-05:28:46.3	12.36 ± 0.02	11.48 ± 0.03	11.09 ± 0.02	10.63 ± 0.01	10.27 ± 0.01	9.31 ± 0.02	... ± ± ...	0.17	...	D
1592	05:35:13.65	-05:28:46.2	12.44 ± 0.02	11.33 ± 0.03	10.84 ± 0.02	10.11 ± 0.01	9.77 ± 0.01	9.39 ± 0.02	8.80 ± 0.04	... ± ...	0.38	-1.33	D
1593	05:35:11.94	-05:28:45.1	16.05 ± 0.08	14.28 ± 0.07	13.21 ± 0.03	12.28 ± 0.02	12.07 ± 0.02	... ± ± ± ...	0.80	...	D
1594	05:35:14.19	-05:28:43.2	13.14 ± 0.03	11.36 ± 0.03	10.61 ± 0.02	9.60 ± 0.01	9.28 ± 0.01	9.06 ± 0.01	8.60 ± 0.04	... ± ...	1.06	-1.71	D
1595	05:34:57.86	-05:28:41.8	14.04 ± 0.04	13.00 ± 0.04	12.26 ± 0.02	11.15 ± 0.01	10.59 ± 0.01	10.00 ± 0.04	9.11 ± 0.04	... ± ...	0.11	-0.49	D
1596	05:34:15.73	-05:28:39.3	16.60 ± 0.12	15.59 ± 0.12	15.29 ± 0.13	15.73 ± 0.06	15.33 ± 0.08	... ± ± ...	6.36 ± 0.03	0.38	...	D
1597	05:34:42.74	-05:28:37.6	11.68 ± 0.02	10.80 ± 0.03	10.44 ± 0.02	9.94 ± 0.01	9.73 ± 0.01	9.35 ± 0.01	8.66 ± 0.01	5.70 ± 0.03	0.18	-1.34	D
1598	05:34:23.96	-05:28:34.5	14.02 ± 0.03	13.35 ± 0.04	12.99 ± 0.03	12.48 ± 0.01	12.17 ± 0.01	11.85 ± 0.03	11.03 ± 0.05	... ± ...	0.00	-1.18	D
1599	05:35:38.29	-05:28:34.5	... ± ± ...	11.67 ± 0.05	10.97 ± 0.01	10.66 ± 0.01	10.40 ± 0.02	9.52 ± 0.02	... ±	-1.20	D
1600	05:35:50.42	-05:28:34.4	8.27 ± 0.02	7.24 ± 0.05	6.22 ± 0.02	5.62 ± 0.01	5.03 ± 0.01	4.56 ± 0.01	3.65 ± 0.01	1.43 ± 0.01	0.00	-0.61	D
1601	05:35:23.19	-05:28:34.2	13.78 ± 0.03	13.20 ± 0.04	12.78 ± 0.03	12.13 ± 0.01	11.83 ± 0.02	... ± ± ± ...	0.00	...	D
1602	05:34:18.10	-05:28:33.6	12.98 ± 0.02	11.86 ± 0.03	11.33 ± 0.02	10.81 ± 0.01	10.43 ± 0.01	10.09 ± 0.02	9.29 ± 0.05	5.80 ± 0.03	0.37	-1.11	D
1603	05:35:16.25	-05:28:33.5	13.10 ± 0.03	11.63 ± 0.03	10.87 ± 0.02	9.83 ± 0.01	9.42 ± 0.01	8.98 ± 0.03	... ± ± ...	0.65	...	D
1604	05:35:38.11	-05:28:33.3	... ± ± ...	12.54 ± 0.04	10.85 ± 0.01	10.45 ± 0.01	10.18 ± 0.02	9.70 ± 0.03	... ±	-1.54	D
1605	05:34:26.80	-05:28:31.9	12.45 ± 0.02	11.61 ± 0.03	11.42 ± 0.02	11.28 ± 0.01	11.23 ± 0.01	11.19 ± 0.02	10.87 ± 0.08	5.31 ± 0.02	0.22	-2.38	D
1606	05:35:30.49	-05:28:30.6	12.27 ± 0.03	11.35 ± 0.03	10.98 ± 0.02	10.43 ± 0.01	10.27 ± 0.01	9.72 ± 0.02	8.45 ± 0.03	... ± ...	0.23	-0.52	D
1607	05:35:08.37	-05:28:29.3	13.27 ± 0.03	11.78 ± 0.03	10.82 ± 0.02	9.75 ± 0.01	9.39 ± 0.01	9.05 ± 0.04	... ± ± ...	0.53	...	D
1608	05:34:31.68	-05:28:26.8	12.73 ± 0.02	11.84 ± 0.03	11.39 ± 0.02	10.88 ± 0.01	10.62 ± 0.01	10.48 ± 0.01	9.91 ± 0.02	... ± ...	0.14	-1.76	D
1609	05:35:18.08	-05:28:24.8	14.33 ± 0.02	12.84 ± 0.03	11.50 ± 0.02	9.42 ± 0.01	8.65 ± 0.01	7.82 ± 0.02	6.61 ± 0.18	... ± ...	0.24	0.40	P
1610	05:35:09.58	-05:28:23.0	11.94 ± 0.02	10.76 ± 0.03	10.10 ± 0.02	9.21 ± 0.01	8.75 ± 0.01	8.08 ± 0.01	6.94 ± 0.03	... ± ...	0.36	-0.21	D

Table 1—Continued

Index	R.A. ^a	Decl. ^a	J	H	K_S	[3.6]	[4.5]	[5.8]	[8.0]	[24]	A_K^b	α_{IRAC}^c	Class
1611	05:35:19.00	-05:28:22.3	16.31 ± 0.14	13.82 ± 0.05	12.37 ± 0.04	10.76 ± 0.02	10.34 ± 0.01	... ± ± ± ...	1.45	...	D
1612	05:35:53.94	-05:28:18.9	15.53 ± 0.05	14.08 ± 0.04	13.28 ± 0.02	12.44 ± 0.01	12.20 ± 0.01	... ± ± ± ...	0.59	...	D
1613	05:34:54.64	-05:28:18.3	13.51 ± 0.03	12.55 ± 0.04	12.00 ± 0.02	11.05 ± 0.01	10.77 ± 0.01	10.25 ± 0.02	9.40 ± 0.02	... ± ...	0.15	-0.91	D
1614	05:35:13.38	-05:28:17.4	... ± ...	14.16 ± 0.05	12.29 ± 0.02	10.73 ± 0.01	10.26 ± 0.01	9.74 ± 0.04	... ± ± ...	2.65	...	D
1615	05:34:48.95	-05:28:16.9	12.84 ± 0.03	11.84 ± 0.03	11.35 ± 0.02	10.57 ± 0.01	10.19 ± 0.01	9.84 ± 0.01	9.26 ± 0.02	5.84 ± 0.04	0.25	-1.34	D
1616	05:35:31.40	-05:28:16.2	13.04 ± 0.02	12.28 ± 0.03	11.84 ± 0.02	11.23 ± 0.01	10.84 ± 0.01	10.35 ± 0.04	... ± ± ...	0.00	...	D
1617	05:35:41.96	-05:28:12.6	9.36 ± 0.02	8.84 ± 0.03	8.63 ± 0.02	8.36 ± 0.01	8.09 ± 0.01	7.65 ± 0.01	6.74 ± 0.01	4.23 ± 0.02	0.00	-0.96	D
1618	05:35:30.43	-05:28:11.2	13.73 ± 0.02	12.86 ± 0.03	12.38 ± 0.02	11.56 ± 0.02	11.16 ± 0.01	... ± ± ± ...	0.09	...	D
1619	05:35:45.38	-05:28:10.6	11.73 ± 0.02	10.85 ± 0.03	10.37 ± 0.02	9.60 ± 0.01	9.02 ± 0.01	8.40 ± 0.01	7.10 ± 0.02	3.15 ± 0.03	0.11	0.02	D
1620	05:35:23.28	-05:28:10.0	12.60 ± 0.02	11.56 ± 0.03	10.96 ± 0.02	10.49 ± 0.01	10.08 ± 0.01	9.34 ± 0.03	7.95 ± 0.05	... ± ...	0.22	0.11	D
1621	05:34:40.82	-05:28:09.4	12.60 ± 0.03	11.92 ± 0.03	11.59 ± 0.02	10.96 ± 0.01	10.56 ± 0.01	10.07 ± 0.01	9.37 ± 0.01	... ± ...	0.00	-0.99	D
1622	05:35:21.01	-05:28:08.9	12.15 ± 0.02	11.07 ± 0.03	10.61 ± 0.02	10.02 ± 0.01	9.71 ± 0.01	9.14 ± 0.05	... ± ± ...	0.38	...	D
1623	05:34:49.05	-05:28:08.9	13.48 ± 0.03	12.82 ± 0.04	12.48 ± 0.03	11.99 ± 0.01	11.86 ± 0.01	... ± ± ± ...	0.00	...	D
1624	05:35:12.03	-05:28:08.5	14.63 ± 0.02	13.64 ± 0.03	13.08 ± 0.02	12.27 ± 0.03	11.89 ± 0.02	... ± ± ± ...	0.18	...	D
1625	05:35:27.89	-05:28:01.9	11.94 ± 0.02	11.18 ± 0.03	10.83 ± 0.02	10.28 ± 0.01	9.91 ± 0.01	9.40 ± 0.04	... ± ± ...	0.05	...	D
1626	05:35:13.56	-05:27:57.5	12.80 ± 0.03	11.95 ± 0.04	11.57 ± 0.03	10.93 ± 0.01	10.65 ± 0.01	... ± ± ± ...	0.13	...	D
1627	05:35:08.34	-05:27:56.6	11.76 ± 0.02	10.40 ± 0.03	9.62 ± 0.02	8.85 ± 0.01	8.24 ± 0.01	7.54 ± 0.02	6.45 ± 0.04	... ± ...	0.49	-0.07	D
1628	05:34:52.76	-05:27:54.8	11.19 ± 0.03	10.39 ± 0.05	9.87 ± 0.03	9.11 ± 0.01	8.84 ± 0.01	8.54 ± 0.01	7.95 ± 0.01	5.18 ± 0.02	0.00	-1.50	D
1629	05:35:50.67	-05:27:54.2	... ± ...	15.13 ± 0.09	13.28 ± 0.03	11.35 ± 0.02	10.64 ± 0.01	10.06 ± 0.05	... ± ± ...	1.85	...	D
1630	05:35:13.24	-05:27:54.2	11.38 ± 0.04	9.92 ± 0.04	9.27 ± 0.03	8.57 ± 0.01	8.15 ± 0.01	7.58 ± 0.01	6.70 ± 0.01	... ± ...	0.72	-0.67	D
1631	05:35:05.50	-05:27:52.0	12.36 ± 0.03	11.42 ± 0.03	11.00 ± 0.03	10.59 ± 0.01	10.25 ± 0.01	... ± ± ± ...	0.24	...	D
1632	05:34:56.51	-05:27:50.7	12.49 ± 0.02	11.64 ± 0.03	11.29 ± 0.02	10.55 ± 0.01	10.23 ± 0.01	9.79 ± 0.01	9.05 ± 0.01	... ± ...	0.16	-1.10	D
1633	05:35:41.32	-05:27:50.1	12.50 ± 0.02	11.68 ± 0.03	11.20 ± 0.02	10.58 ± 0.01	10.16 ± 0.01	9.85 ± 0.02	8.89 ± 0.05	... ± ...	0.03	-0.94	D
1634	05:35:09.49	-05:27:48.4	... ± ...	11.35 ± 0.03	10.56 ± 0.02	9.58 ± 0.03	9.27 ± 0.04	... ± ± ± ...	0.60	...	D
1635	05:35:50.60	-05:27:47.2	... ± ...	15.47 ± 0.12	13.70 ± 0.04	12.19 ± 0.02	11.63 ± 0.01	10.99 ± 0.08	... ± ± ...	2.13	...	D
1636	05:35:15.37	-05:27:47.0	14.73 ± 0.03	12.23 ± 0.04	10.89 ± 0.02	9.66 ± 0.01	9.16 ± 0.01	9.14 ± 0.02	... ± ± ...	1.53	...	D
1637	05:34:32.02	-05:27:42.4	13.31 ± 0.02	12.13 ± 0.03	11.47 ± 0.02	10.49 ± 0.01	10.09 ± 0.01	9.67 ± 0.01	8.57 ± 0.01	5.59 ± 0.03	0.36	-0.65	D
1638	05:33:47.96	-05:27:38.4	14.47 ± 0.04	13.57 ± 0.04	13.00 ± 0.03	12.41 ± 0.01	12.11 ± 0.01	11.81 ± 0.03	11.08 ± 0.08	7.33 ± 0.06	0.07	-1.32	D
1639	05:35:53.94	-05:27:37.8	14.76 ± 0.03	14.18 ± 0.04	13.79 ± 0.04	13.09 ± 0.03	12.73 ± 0.02	... ± ± ± ...	0.00	...	D
1640	05:35:15.20	-05:27:37.5	16.93 ± 0.19	15.59 ± 0.13	14.78 ± 0.09	11.93 ± 0.02	11.16 ± 0.01	10.17 ± 0.05	... ± ± ...	0.45	...	P
1641	05:35:13.81	-05:27:37.0	12.79 ± 0.03	11.87 ± 0.03	11.46 ± 0.02	10.76 ± 0.01	10.54 ± 0.01	... ± ± ± ...	0.22	...	D
1642	05:35:38.58	-05:27:37.0	14.20 ± 0.03	13.27 ± 0.04	12.86 ± 0.03	12.23 ± 0.01	11.87 ± 0.01	11.60 ± 0.06	... ± ± ...	0.22	...	D
1643	05:35:19.57	-05:27:35.8	13.88 ± 0.02	12.75 ± 0.03	12.13 ± 0.02	10.96 ± 0.01	10.41 ± 0.01	10.36 ± 0.03	... ± ± ...	0.33	...	D
1644	05:35:42.46	-05:27:32.9	11.39 ± 0.02	10.57 ± 0.03	10.12 ± 0.02	9.33 ± 0.01	9.08 ± 0.01	8.86 ± 0.05	... ± ± ...	0.06	...	D
1645	05:35:11.78	-05:27:30.9	15.57 ± 0.05	13.72 ± 0.04	12.58 ± 0.03	11.71 ± 0.02	11.20 ± 0.01	... ± ± ± ...	0.85	...	D

Table 1—Continued

Index	R.A. ^a	Decl. ^a	J	H	K_S	[3.6]	[4.5]	[5.8]	[8.0]	[24]	A_K^b	α_{IRAC}^c	Class
1646	05:35:22.36	-05:27:28.5	12.38 ± 0.02	11.36 ± 0.03	10.69 ± 0.02	9.84 ± 0.01	9.33 ± 0.01	8.86 ± 0.02	8.00 ± 0.06	... ± ...	0.15	-0.74	D
1647	05:35:27.49	-05:27:26.1	12.02 ± 0.02	11.13 ± 0.03	10.83 ± 0.02	10.10 ± 0.01	9.81 ± 0.01	9.26 ± 0.02	... ± ± ...	0.25	...	D
1648	05:34:33.82	-05:27:17.9	13.23 ± 0.02	12.56 ± 0.03	12.24 ± 0.03	11.96 ± 0.01	11.82 ± 0.01	11.50 ± 0.03	10.56 ± 0.07	6.90 ± 0.05	0.00	-1.23	D
1649	05:35:21.63	-05:27:14.3	14.68 ± 0.03	13.53 ± 0.04	12.76 ± 0.02	11.86 ± 0.01	11.40 ± 0.01	... ± ± ± ...	0.24	...	D
1650	05:35:31.83	-05:27:10.4	15.09 ± 0.04	14.04 ± 0.05	13.49 ± 0.04	12.58 ± 0.02	12.15 ± 0.02	... ± ± ± ...	0.28	...	D
1651	05:35:12.69	-05:27:10.4	12.78 ± 0.02	11.90 ± 0.04	11.44 ± 0.03	10.85 ± 0.03	10.58 ± 0.02	... ± ± ± ...	0.13	...	D
1652	05:35:05.89	-05:27:08.9	12.51 ± 0.03	11.14 ± 0.04	10.39 ± 0.02	9.46 ± 0.01	9.04 ± 0.01	8.63 ± 0.01	7.83 ± 0.01	... ± ...	0.53	-0.97	D
1653	05:35:16.90	-05:27:08.8	12.55 ± 0.02	10.23 ± 0.03	8.86 ± 0.02	7.44 ± 0.01	6.89 ± 0.01	6.39 ± 0.01	5.63 ± 0.01	... ± ...	1.29	-0.77	D
1654	05:33:48.28	-05:27:05.4	... ± ± ...	14.77 ± 0.08	12.19 ± 0.01	11.10 ± 0.01	10.30 ± 0.01	9.59 ± 0.04	6.48 ± 0.02	...	0.11	D
1655	05:35:06.40	-05:27:04.5	12.93 ± 0.03	12.19 ± 0.04	11.71 ± 0.02	10.98 ± 0.01	10.57 ± 0.01	10.03 ± 0.02	9.15 ± 0.05	... ± ...	0.00	-0.72	D
1656	05:35:19.54	-05:27:04.4	15.02 ± 0.04	13.13 ± 0.03	12.07 ± 0.02	11.00 ± 0.01	10.31 ± 0.01	9.63 ± 0.02	8.47 ± 0.08	... ± ...	0.96	0.05	D
1657	05:35:31.57	-05:27:02.0	14.33 ± 0.03	13.60 ± 0.03	13.08 ± 0.02	12.40 ± 0.02	11.94 ± 0.02	... ± ± ± ...	0.00	...	D
1658	05:34:50.73	-05:27:00.8	11.65 ± 0.02	10.71 ± 0.03	10.19 ± 0.02	9.56 ± 0.01	9.15 ± 0.01	8.86 ± 0.01	8.12 ± 0.01	4.25 ± 0.01	0.14	-1.21	D
1659	05:35:13.92	-05:27:00.7	... ± ...	15.43 ± 0.09	11.92 ± 0.02	9.23 ± 0.01	8.24 ± 0.01	7.72 ± 0.01	7.34 ± 0.03	... ± ...	4.94	-0.73	D
1660	05:35:34.35	-05:26:59.5	13.03 ± 0.03	12.33 ± 0.03	11.96 ± 0.02	11.08 ± 0.01	10.67 ± 0.01	10.02 ± 0.03	... ± ± ...	0.00	...	D
1661	05:34:55.00	-05:26:58.7	13.83 ± 0.03	12.91 ± 0.04	12.30 ± 0.02	11.38 ± 0.01	10.95 ± 0.01	10.71 ± 0.01	10.22 ± 0.03	... ± ...	0.06	0.54	D
1662	05:34:45.62	-05:26:55.0	15.89 ± 0.08	14.77 ± 0.08	14.36 ± 0.06	13.03 ± 0.01	12.08 ± 0.01	11.10 ± 0.01	9.20 ± 0.01	5.52 ± 0.03	0.46	1.53	P
1663	05:34:41.70	-05:26:53.0	12.54 ± 0.02	11.66 ± 0.03	11.14 ± 0.02	10.28 ± 0.01	9.66 ± 0.01	9.00 ± 0.01	8.09 ± 0.01	5.59 ± 0.02	0.07	-0.32	D
1664	05:35:06.57	-05:26:51.0	... ± ± ...	11.18 ± 0.03	10.56 ± 0.01	10.15 ± 0.01	9.61 ± 0.02	8.45 ± 0.03	... ±	-0.41	D
1665	05:35:17.97	-05:26:50.8	13.31 ± 0.05	12.37 ± 0.05	11.72 ± 0.03	10.90 ± 0.02	10.51 ± 0.01	... ± ± ± ...	0.04	...	D
1666	05:35:17.15	-05:26:45.9	13.48 ± 0.02	12.85 ± 0.04	12.57 ± 0.02	12.19 ± 0.05	11.92 ± 0.03	... ± ± ± ...	0.00	...	D
1667	05:35:21.73	-05:26:44.6	12.82 ± 0.05	11.95 ± 0.05	11.47 ± 0.03	11.02 ± 0.01	10.65 ± 0.01	... ± ± ± ...	0.09	...	D
1668	05:35:54.33	-05:26:44.2	11.96 ± 0.03	11.06 ± 0.04	10.41 ± 0.02	9.49 ± 0.01	8.97 ± 0.01	8.83 ± 0.02	7.91 ± 0.04	4.40 ± 0.02	0.02	-1.12	D
1669	05:34:48.03	-05:26:42.0	... ± ± ...	15.64 ± 0.20	14.19 ± 0.03	13.40 ± 0.01	12.49 ± 0.05	11.11 ± 0.05	... ±	0.70	D
1670	05:35:25.71	-05:26:41.6	12.02 ± 0.02	10.94 ± 0.03	10.29 ± 0.02	9.19 ± 0.01	8.61 ± 0.01	8.02 ± 0.01	7.01 ± 0.02	... ± ...	0.23	-0.34	D
1671	05:34:28.20	-05:26:39.8	13.54 ± 0.03	12.82 ± 0.04	12.51 ± 0.03	12.04 ± 0.01	11.85 ± 0.01	11.50 ± 0.04	... ± ± ...	0.02	...	D
1672	05:34:40.81	-05:26:38.6	12.68 ± 0.03	11.67 ± 0.03	11.14 ± 0.02	10.41 ± 0.01	10.12 ± 0.01	9.72 ± 0.01	8.97 ± 0.01	6.65 ± 0.04	0.23	-1.16	D
1673	05:35:04.75	-05:26:37.7	11.97 ± 0.02	11.03 ± 0.03	10.62 ± 0.02	9.80 ± 0.01	9.49 ± 0.01	9.22 ± 0.01	8.58 ± 0.01	... ± ...	0.23	-1.46	D
1674	05:35:04.05	-05:26:37.2	12.08 ± 0.02	11.19 ± 0.03	10.91 ± 0.02	10.07 ± 0.01	9.78 ± 0.01	9.27 ± 0.01	8.38 ± 0.01	... ± ...	0.25	-0.88	D
1675	05:35:01.67	-05:26:36.2	14.24 ± 0.03	13.05 ± 0.10	12.16 ± 0.05	10.82 ± 0.01	10.21 ± 0.01	9.74 ± 0.01	9.04 ± 0.02	... ± ...	0.20	-0.81	D
1676	05:34:27.93	-05:26:34.4	12.23 ± 0.04	11.26 ± 0.04	10.65 ± 0.03	9.07 ± 0.01	8.39 ± 0.01	7.68 ± 0.01	6.73 ± 0.01	3.93 ± 0.01	0.12	-0.14	D
1677	05:35:42.62	-05:26:33.5	14.60 ± 0.04	14.01 ± 0.04	13.45 ± 0.02	12.58 ± 0.02	12.17 ± 0.02	... ± ± ± ...	0.00	...	D
1678	05:34:47.74	-05:26:31.7	15.42 ± 0.06	14.44 ± 0.08	13.89 ± 0.05	13.09 ± 0.01	12.83 ± 0.01	12.16 ± 0.05	... ± ± ...	0.18	...	D
1679	05:35:24.46	-05:26:31.4	11.85 ± 0.02	10.84 ± 0.03	10.22 ± 0.02	9.54 ± 0.01	9.06 ± 0.01	8.54 ± 0.01	7.58 ± 0.03	... ± ...	0.17	-0.58	D
1680	05:34:26.13	-05:26:30.0	11.17 ± 0.02	9.98 ± 0.03	9.15 ± 0.02	7.68 ± 0.01	7.12 ± 0.01	6.68 ± 0.01	5.91 ± 0.01	2.65 ± 0.01	0.24	-0.83	D

Table 1—Continued

Index	R.A. ^a	Decl. ^a	J	H	K_S	[3.6]	[4.5]	[5.8]	[8.0]	[24]	A_K^b	α_{IRAC}^c	Class
1681	05:35:15.70	-05:26:28.1	12.46 ± 0.02	11.29 ± 0.03	10.71 ± 0.02	9.84 ± 0.01	9.60 ± 0.01	8.54 ± 0.09	... ± ± ...	0.40	...	D
1682	05:35:04.20	-05:26:27.8	12.12 ± 0.03	11.10 ± 0.04	10.58 ± 0.03	9.73 ± 0.01	9.40 ± 0.01	9.14 ± 0.01	8.52 ± 0.01	... ± ...	0.26	-1.47	D
1683	05:34:53.05	-05:26:27.7	14.79 ± 0.04	14.18 ± 0.05	13.70 ± 0.04	13.02 ± 0.01	12.49 ± 0.01	12.19 ± 0.05	... ± ± ...	0.00	...	D
1684	05:35:46.87	-05:26:27.2	15.55 ± 0.05	13.99 ± 0.03	13.06 ± 0.02	12.18 ± 0.04	11.80 ± 0.03	... ± ± ± ...	0.64	...	D
1685	05:35:23.66	-05:26:26.8	... ± ± ± ...	9.45 ± 0.01	8.90 ± 0.01	8.65 ± 0.01	8.08 ± 0.03	... ±	-1.33	D
1686	05:34:49.06	-05:26:26.5	13.23 ± 0.02	12.41 ± 0.03	11.87 ± 0.02	11.30 ± 0.01	10.80 ± 0.01	10.51 ± 0.01	9.66 ± 0.02	... ± ...	0.00	-1.00	D
1687	05:36:37.24	-05:26:25.2	11.64 ± 0.02	10.84 ± 0.03	10.37 ± 0.02	9.95 ± 0.01	9.66 ± 0.01	9.49 ± 0.01	8.98 ± 0.03	5.74 ± 0.02	0.01	-1.76	D
1688	05:33:02.23	-05:26:25.0	10.36 ± 0.02	9.70 ± 0.02	9.23 ± 0.02	8.28 ± 0.01	7.92 ± 0.01	7.61 ± 0.01	6.57 ± 0.01	3.58 ± 0.02	0.00	-0.90	D
1689	05:35:18.56	-05:26:24.6	14.61 ± 0.06	12.45 ± 0.03	11.21 ± 0.02	9.73 ± 0.01	9.23 ± 0.01	8.20 ± 0.01	... ± ± ...	1.18	...	D
1690	05:35:09.65	-05:26:23.1	13.12 ± 0.04	11.57 ± 0.04	10.51 ± 0.02	9.22 ± 0.01	8.74 ± 0.01	7.68 ± 0.03	... ± ± ...	0.54	...	D
1691	05:35:04.59	-05:26:23.0	12.26 ± 0.02	11.17 ± 0.03	10.72 ± 0.02	10.32 ± 0.01	10.01 ± 0.01	9.69 ± 0.01	8.92 ± 0.01	... ± ...	0.40	-1.24	D
1692	05:35:35.00	-05:26:21.9	16.00 ± 0.08	14.92 ± 0.07	14.29 ± 0.06	13.54 ± 0.03	13.10 ± 0.04	... ± ± ± ...	0.25	...	D
1693	05:35:08.60	-05:26:19.4	13.24 ± 0.03	12.32 ± 0.03	11.76 ± 0.02	11.07 ± 0.01	10.71 ± 0.01	... ± ± ± ...	0.11	...	D
1694	05:35:20.73	-05:26:15.8	13.71 ± 0.02	12.79 ± 0.03	12.34 ± 0.02	11.39 ± 0.01	10.97 ± 0.01	... ± ± ± ...	0.17	...	D
1695	05:35:07.28	-05:26:11.0	15.64 ± 0.09	14.11 ± 0.06	13.06 ± 0.03	12.01 ± 0.01	11.51 ± 0.01	11.28 ± 0.06	... ± ± ...	0.52	...	D
1696	05:35:03.41	-05:26:09.8	14.04 ± 0.03	13.28 ± 0.03	12.94 ± 0.03	12.57 ± 0.01	12.35 ± 0.01	... ± ± ± ...	0.05	...	D
1697	05:35:11.68	-05:26:08.4	13.28 ± 0.10	11.57 ± 0.07	10.47 ± 0.04	9.18 ± 0.01	8.53 ± 0.01	8.02 ± 0.05	... ± ± ...	0.70	...	D
1698	05:35:50.19	-05:26:05.0	16.03 ± 0.07	14.64 ± 0.06	14.00 ± 0.04	13.41 ± 0.04	13.10 ± 0.04	... ± ± ± ...	0.64	...	D
1699	05:34:46.76	-05:26:04.6	13.73 ± 0.03	12.38 ± 0.03	11.54 ± 0.02	10.44 ± 0.01	10.01 ± 0.01	9.58 ± 0.01	8.92 ± 0.01	5.34 ± 0.03	0.43	-1.08	D
1700	05:35:04.48	-05:26:04.5	12.14 ± 0.02	11.22 ± 0.03	10.86 ± 0.02	10.36 ± 0.01	10.10 ± 0.01	9.79 ± 0.01	9.36 ± 0.02	... ± ...	0.25	-1.69	D
1701	05:37:16.37	-05:26:04.2	14.91 ± 0.04	14.25 ± 0.07	13.76 ± 0.05	13.12 ± 0.01	12.89 ± 0.01	12.58 ± 0.04	12.07 ± 0.06	... ± ...	0.00	-1.62	D
1702	05:35:05.18	-05:26:03.5	13.68 ± 0.02	12.87 ± 0.03	12.46 ± 0.02	11.89 ± 0.01	11.54 ± 0.01	11.10 ± 0.04	10.20 ± 0.03	... ± ...	0.07	-0.89	D
1703	05:35:06.90	-05:26:00.3	13.48 ± 0.03	12.71 ± 0.04	12.25 ± 0.02	11.56 ± 0.01	11.11 ± 0.01	10.68 ± 0.03	9.43 ± 0.07	... ± ...	0.00	-0.43	D
1704	05:35:24.33	-05:26:00.2	13.13 ± 0.03	12.43 ± 0.04	12.03 ± 0.03	11.71 ± 0.03	11.47 ± 0.03	... ± ± ± ...	0.00	...	D
1705	05:35:10.48	-05:26:00.1	13.06 ± 0.04	12.24 ± 0.07	11.74 ± 0.04	11.03 ± 0.02	10.76 ± 0.02	... ± ± ± ...	0.00	...	D
1706	05:34:40.95	-05:25:59.9	13.79 ± 0.03	12.62 ± 0.03	11.93 ± 0.02	10.57 ± 0.01	10.20 ± 0.01	9.87 ± 0.01	9.14 ± 0.02	5.74 ± 0.03	0.32	-1.21	D
1707	05:33:55.51	-05:25:57.4	12.99 ± 0.02	11.70 ± 0.03	11.06 ± 0.02	10.32 ± 0.01	10.03 ± 0.01	9.81 ± 0.01	9.29 ± 0.05	5.32 ± 0.02	0.51	-1.67	D
1708	05:35:10.82	-05:25:56.8	13.51 ± 0.02	12.39 ± 0.03	11.67 ± 0.04	10.90 ± 0.02	10.40 ± 0.01	... ± ± ± ...	0.22	...	D
1709	05:35:21.15	-05:25:56.7	12.02 ± 0.02	10.75 ± 0.03	9.92 ± 0.02	9.04 ± 0.01	8.68 ± 0.01	8.02 ± 0.02	... ± ± ...	0.35	...	D
1710	05:35:11.52	-05:25:53.0	... ± ...	14.40 ± 0.09	12.89 ± 0.04	10.80 ± 0.02	10.36 ± 0.01	... ± ± ± ...	1.91	...	D
1711	05:35:09.77	-05:25:50.1	15.57 ± 0.07	13.48 ± 0.03	12.61 ± 0.02	11.68 ± 0.03	11.27 ± 0.02	... ± ± ± ...	1.36	...	D
1712	05:35:07.39	-05:25:47.9	13.00 ± 0.02	12.31 ± 0.03	11.82 ± 0.02	11.02 ± 0.01	10.57 ± 0.01	10.04 ± 0.03	... ± ± ...	0.00	...	D
1713	05:35:25.98	-05:25:47.5	11.56 ± 0.03	10.42 ± 0.04	9.83 ± 0.02	9.20 ± 0.01	8.79 ± 0.01	8.70 ± 0.02	... ± ± ...	0.36	...	D
1714	05:35:29.31	-05:25:46.3	11.78 ± 0.02	10.97 ± 0.03	10.50 ± 0.02	10.19 ± 0.01	9.92 ± 0.01	... ± ± ± ...	0.02	...	D
1715	05:35:22.45	-05:25:45.2	12.78 ± 0.09	11.91 ± 0.09	11.22 ± 0.07	10.61 ± 0.01	10.08 ± 0.01	... ± ± ± ...	0.00	...	D

Table 1—Continued

Index	R.A. ^a	Decl. ^a	J	H	K_S	[3.6]	[4.5]	[5.8]	[8.0]	[24]	A_K^b	α_{IRAC}^c	Class
1716	05:35:52.89	-05:25:43.6	14.32 ± 0.02	13.26 ± 0.04	12.63 ± 0.02	11.95 ± 0.02	11.56 ± 0.01	10.89 ± 0.14	... ± ± ...	0.22	...	D
1717	05:35:17.54	-05:25:42.7	... ± ...	10.91 ± 0.04	10.08 ± 0.06	9.68 ± 0.04	9.16 ± 0.03	... ± ± ± ...	0.02	...	D
1718	05:35:19.37	-05:25:42.1	... ± ± ± ...	7.65 ± 0.01	6.78 ± 0.01	6.00 ± 0.01	5.23 ± 0.02	... ±	-0.06	P
1719	05:35:26.34	-05:25:40.3	9.59 ± 0.02	9.02 ± 0.03	8.65 ± 0.02	8.01 ± 0.01	7.60 ± 0.01	7.22 ± 0.01	6.47 ± 0.02	... ± ...	0.00	-1.08	D
1720	05:34:59.62	-05:25:40.1	12.12 ± 0.02	11.28 ± 0.03	10.91 ± 0.02	9.95 ± 0.01	9.49 ± 0.01	9.03 ± 0.01	8.39 ± 0.01	... ± ...	0.13	-1.04	D
1721	05:35:30.42	-05:25:38.3	11.78 ± 0.02	10.94 ± 0.04	10.43 ± 0.02	9.74 ± 0.01	9.25 ± 0.01	8.71 ± 0.01	7.61 ± 0.03	... ± ...	0.04	-0.40	D
1722	05:35:20.02	-05:25:37.7	11.65 ± 0.02	10.64 ± 0.03	10.12 ± 0.03	9.22 ± 0.01	8.89 ± 0.01	7.91 ± 0.03	6.51 ± 0.04	... ± ...	0.24	0.37	D
1723	05:35:29.46	-05:25:37.1	14.01 ± 0.02	13.36 ± 0.04	12.97 ± 0.02	12.59 ± 0.02	12.14 ± 0.03	... ± ± ± ...	0.00	...	D
1724	05:35:56.11	-05:25:33.2	16.77 ± 0.15	14.68 ± 0.06	13.75 ± 0.04	12.02 ± 0.02	11.71 ± 0.01	... ± ± ± ...	1.32	...	D
1725	05:35:15.68	-05:25:33.2	11.55 ± 0.06	10.55 ± 0.05	9.73 ± 0.04	8.71 ± 0.01	8.16 ± 0.01	... ± ± ± ...	0.00	...	D
1726	05:35:25.32	-05:25:29.5	13.19 ± 0.02	12.42 ± 0.03	11.87 ± 0.02	11.11 ± 0.02	10.67 ± 0.02	... ± ± ± ...	0.00	...	D
1727	05:35:23.59	-05:25:26.1	11.89 ± 0.02	10.79 ± 0.03	10.23 ± 0.02	9.36 ± 0.01	8.82 ± 0.01	8.21 ± 0.01	... ± ± ...	0.32	...	D
1728	05:34:21.52	-05:25:24.7	... ± ± ± ...	12.53 ± 0.06	13.00 ± 0.06	... ± ...	8.31 ± 0.09	3.87 ± 0.04	D
1729	05:35:30.91	-05:25:23.5	12.80 ± 0.05	12.22 ± 0.05	11.96 ± 0.04	11.73 ± 0.02	11.41 ± 0.02	... ± ± ± ...	0.00	...	D
1730	05:35:14.05	-05:25:20.6	12.99 ± 0.02	11.85 ± 0.03	11.21 ± 0.02	10.03 ± 0.01	9.50 ± 0.02	9.13 ± 0.05	... ± ± ...	0.32	...	D
1731	05:35:26.19	-05:25:20.0	13.28 ± 0.02	12.35 ± 0.03	12.04 ± 0.02	11.33 ± 0.02	10.91 ± 0.03	... ± ± ± ...	0.29	...	D
1732	05:35:05.62	-05:25:19.6	8.99 ± 0.02	8.11 ± 0.06	7.43 ± 0.03	6.69 ± 0.01	6.02 ± 0.01	5.37 ± 0.01	4.35 ± 0.01	... ± ...	0.00	-0.16	D
1733	05:35:24.24	-05:25:18.6	11.44 ± 0.02	10.47 ± 0.03	10.04 ± 0.02	9.61 ± 0.01	9.22 ± 0.01	... ± ± ± ...	0.27	...	D
1734	05:35:08.52	-05:25:17.7	12.19 ± 0.02	11.16 ± 0.03	10.70 ± 0.02	10.17 ± 0.01	9.90 ± 0.01	9.55 ± 0.02	8.52 ± 0.09	... ± ...	0.31	-0.95	D
1735	05:35:43.20	-05:25:16.1	16.19 ± 0.11	14.37 ± 0.05	13.32 ± 0.02	11.97 ± 0.03	11.45 ± 0.01	... ± ± ± ...	0.88	...	D
1736	05:35:31.41	-05:25:16.1	7.79 ± 0.02	7.64 ± 0.03	7.54 ± 0.02	7.21 ± 0.01	6.90 ± 0.01	6.12 ± 0.01	3.81 ± 0.01	... ± ...	0.00	1.08	D
1737	05:35:00.43	-05:25:14.1	12.19 ± 0.03	11.19 ± 0.04	10.40 ± 0.02	9.42 ± 0.01	9.08 ± 0.01	8.83 ± 0.01	8.15 ± 0.01	... ± ...	0.03	-1.41	D
1738	05:34:51.56	-05:25:12.7	11.23 ± 0.02	10.21 ± 0.03	9.53 ± 0.02	8.56 ± 0.01	8.09 ± 0.01	7.76 ± 0.01	6.78 ± 0.01	3.74 ± 0.02	0.14	-0.84	D
1739	05:35:01.70	-05:25:12.5	... ± ± ...	15.26 ± 0.13	12.99 ± 0.01	12.17 ± 0.01	11.42 ± 0.04	... ± ±	P
1740	05:34:54.82	-05:25:12.4	13.06 ± 0.03	12.25 ± 0.03	11.78 ± 0.02	11.11 ± 0.01	10.62 ± 0.01	10.24 ± 0.01	9.34 ± 0.01	... ± ...	0.01	-0.84	D
1741	05:35:30.68	-05:25:11.2	13.53 ± 0.09	12.54 ± 0.08	12.02 ± 0.05	10.94 ± 0.01	10.50 ± 0.01	... ± ± ± ...	0.22	...	D
1742	05:35:24.88	-05:25:10.1	12.93 ± 0.02	12.01 ± 0.03	11.61 ± 0.02	10.82 ± 0.01	10.35 ± 0.01	... ± ± ± ...	0.22	...	D
1743	05:35:23.98	-05:25:09.9	... ± ...	12.66 ± 0.08	11.80 ± 0.05	10.70 ± 0.02	9.82 ± 0.02	... ± ± ± ...	0.00	...	P
1744	05:37:00.33	-05:25:08.4	13.15 ± 0.03	12.46 ± 0.03	12.04 ± 0.02	11.36 ± 0.01	10.99 ± 0.01	10.71 ± 0.01	9.97 ± 0.01	6.98 ± 0.03	0.00	-1.27	D
1745	05:35:28.39	-05:25:03.7	11.40 ± 0.03	10.57 ± 0.04	10.25 ± 0.03	9.72 ± 0.01	9.44 ± 0.01	8.82 ± 0.02	... ± ± ...	0.15	...	D
1746	05:35:06.55	-05:25:01.4	13.66 ± 0.03	12.56 ± 0.03	11.99 ± 0.02	11.25 ± 0.01	10.89 ± 0.01	10.71 ± 0.05	... ± ± ...	0.32	...	D
1747	05:35:05.09	-05:25:01.4	... ± ...	14.09 ± 0.08	12.97 ± 0.05	11.80 ± 0.01	11.40 ± 0.01	10.56 ± 0.03	... ± ± ...	1.11	...	D
1748	05:35:26.40	-05:25:00.8	6.29 ± 0.02	6.28 ± 0.04	6.24 ± 0.02	6.16 ± 0.01	6.00 ± 0.01	5.69 ± 0.01	4.55 ± 0.04	... ± ...	0.00	-0.98	D
1749	05:35:28.20	-05:24:58.1	... ± ± ± ...	8.14 ± 0.01	7.65 ± 0.01	7.17 ± 0.01	6.35 ± 0.02	... ±	-0.79	D
1750	05:34:28.51	-05:24:57.7	11.14 ± 0.02	10.34 ± 0.03	9.95 ± 0.02	9.31 ± 0.01	9.01 ± 0.01	8.59 ± 0.01	7.98 ± 0.02	5.21 ± 0.02	0.07	-1.29	D

Table 1—Continued

Index	R.A. ^a	Decl. ^a	J	H	K_S	[3.6]	[4.5]	[5.8]	[8.0]	[24]	A_K^b	α_{IRAC}^c	Class
1751	05:34:48.64	-05:24:56.6	15.31 ± 0.05	14.58 ± 0.05	14.29 ± 0.06	13.59 ± 0.02	13.18 ± 0.02	... ± ± ± ...	0.06	...	D
1752	05:35:12.19	-05:24:56.5	... ± ± ± ...	8.90 ± 0.01	8.16 ± 0.01	7.47 ± 0.01	6.60 ± 0.03	... ±	-0.20	D
1753	05:35:16.18	-05:24:56.3	... ± ...	11.23 ± 0.03	10.43 ± 0.02	9.03 ± 0.01	8.48 ± 0.01	7.60 ± 0.02	... ± ± ...	0.00	...	D
1754	05:35:13.18	-05:24:55.4	10.40 ± 0.03	9.04 ± 0.04	8.12 ± 0.02	7.11 ± 0.01	6.31 ± 0.01	5.74 ± 0.01	4.86 ± 0.01	... ± ...	0.39	-0.29	D
1755	05:35:03.79	-05:24:54.2	14.50 ± 0.05	13.27 ± 0.04	12.27 ± 0.03	10.82 ± 0.01	10.16 ± 0.01	9.70 ± 0.02	... ± ± ...	0.17	...	D
1756	05:35:59.46	-05:24:53.3	15.73 ± 0.06	15.05 ± 0.09	14.66 ± 0.09	13.96 ± 0.04	13.61 ± 0.04	... ± ± ± ...	0.00	...	D
1757	05:35:39.79	-05:24:50.7	16.91 ± 0.20	15.16 ± 0.09	14.00 ± 0.05	12.64 ± 0.02	12.39 ± 0.02	... ± ± ± ...	0.70	...	D
1758	05:35:10.95	-05:24:48.3	11.44 ± 0.03	10.24 ± 0.03	9.49 ± 0.02	8.25 ± 0.01	7.67 ± 0.01	7.05 ± 0.01	6.01 ± 0.03	... ± ...	0.31	-0.27	D
1759	05:35:20.60	-05:24:46.1	11.53 ± 0.07	10.30 ± 0.06	9.42 ± 0.05	8.31 ± 0.01	7.86 ± 0.01	7.18 ± 0.02	5.94 ± 0.03	... ± ...	0.26	-0.08	D
1760	05:34:04.85	-05:24:45.5	... ± ± ± ± ± ± ...	8.38 ± 0.07	5.14 ± 0.04	P
1761	05:35:43.48	-05:24:43.0	... ± ...	15.25 ± 0.08	14.08 ± 0.03	12.70 ± 0.06	12.30 ± 0.03	... ± ± ± ...	1.25	...	D
1762	05:34:52.04	-05:24:42.9	12.13 ± 0.02	11.20 ± 0.03	10.63 ± 0.02	9.77 ± 0.01	9.29 ± 0.01	8.92 ± 0.01	8.16 ± 0.01	5.48 ± 0.05	0.10	-1.02	D
1763	05:35:08.54	-05:24:40.6	12.69 ± 0.05	11.75 ± 0.05	10.93 ± 0.04	9.87 ± 0.01	9.57 ± 0.01	... ± ± ± ...	0.00	...	D
1764	05:35:24.42	-05:24:39.7	10.75 ± 0.03	9.69 ± 0.04	8.91 ± 0.03	7.78 ± 0.01	7.37 ± 0.01	6.30 ± 0.01	4.83 ± 0.02	... ± ...	0.11	0.65	D
1765	05:34:44.47	-05:24:38.3	13.53 ± 0.03	12.76 ± 0.03	12.35 ± 0.03	11.75 ± 0.01	11.35 ± 0.01	11.09 ± 0.03	10.41 ± 0.15	... ± ...	0.01	-1.33	D
1766	05:35:11.30	-05:24:38.3	... ± ± ...	12.71 ± 0.09	9.66 ± 0.01	8.17 ± 0.01	7.41 ± 0.01	... ± ±	P
1767	05:35:04.68	-05:24:36.0	15.04 ± 0.05	13.23 ± 0.04	11.99 ± 0.03	10.70 ± 0.01	9.98 ± 0.01	9.31 ± 0.01	8.24 ± 0.02	... ± ...	0.73	-0.03	D
1768	05:35:24.67	-05:24:35.8	11.70 ± 0.03	10.55 ± 0.04	9.80 ± 0.02	8.78 ± 0.01	8.37 ± 0.01	... ± ± ± ...	0.25	...	D
1769	05:35:08.28	-05:24:34.8	12.84 ± 0.04	12.09 ± 0.06	11.68 ± 0.04	10.85 ± 0.01	10.56 ± 0.02	... ± ± ± ...	0.00	...	D
1770	05:35:44.83	-05:24:34.3	11.97 ± 0.02	11.16 ± 0.03	10.72 ± 0.03	10.02 ± 0.01	9.64 ± 0.01	... ± ± ± ...	0.05	...	D
1771	05:35:12.12	-05:24:33.8	15.40 ± 0.16	14.18 ± 0.06	13.20 ± 0.07	10.84 ± 0.03	10.29 ± 0.04	... ± ± ± ...	0.17	...	P
1772	05:35:16.82	-05:24:32.1	... ± ...	12.65 ± 0.08	11.25 ± 0.06	9.94 ± 0.02	9.33 ± 0.02	... ± ± ± ...	1.08	...	D
1773	05:35:18.36	-05:24:26.4	... ± ...	11.66 ± 0.07	11.17 ± 0.05	10.38 ± 0.03	10.19 ± 0.03	... ± ± ± ...	0.25	...	D
1774	05:35:19.66	-05:24:26.3	10.90 ± 0.16	9.97 ± 0.04	9.27 ± 0.03	8.50 ± 0.01	7.97 ± 0.01	7.63 ± 0.02	... ± ± ...	0.00	...	D
1775	05:35:13.84	-05:24:26.1	... ± ± ± ...	9.39 ± 0.01	8.37 ± 0.01	7.50 ± 0.01	... ± ±	P
1776	05:32:59.24	-05:24:25.8	12.20 ± 0.02	11.45 ± 0.02	11.21 ± 0.02	10.93 ± 0.01	10.82 ± 0.01	10.60 ± 0.01	10.18 ± 0.01	6.80 ± 0.03	0.12	-1.96	D
1777	05:35:22.19	-05:24:24.9	10.52 ± 0.06	9.71 ± 0.06	9.22 ± 0.05	8.80 ± 0.01	8.49 ± 0.01	8.41 ± 0.03	... ± ± ...	0.00	...	D
1778	05:35:14.28	-05:24:24.8	10.46 ± 0.04	9.49 ± 0.03	9.09 ± 0.02	8.29 ± 0.01	7.82 ± 0.01	7.55 ± 0.02	... ± ± ...	0.28	...	D
1779	05:34:38.21	-05:24:23.7	12.73 ± 0.03	11.95 ± 0.03	11.70 ± 0.02	11.54 ± 0.01	11.42 ± 0.01	11.49 ± 0.02	... ± ...	5.56 ± 0.03	0.16	...	D
1780	05:35:11.63	-05:24:21.3	... ± ...	11.87 ± 0.03	11.34 ± 0.02	10.72 ± 0.03	9.97 ± 0.03	... ± ± ± ...	0.00	...	D
1781	05:35:20.52	-05:24:21.0	... ± ...	11.76 ± 0.06	11.11 ± 0.03	9.70 ± 0.02	9.34 ± 0.01	8.06 ± 0.05	... ± ± ...	0.11	...	D
1782	05:35:05.72	-05:24:18.4	11.38 ± 0.02	10.20 ± 0.03	9.32 ± 0.02	8.12 ± 0.01	7.56 ± 0.01	7.15 ± 0.01	6.51 ± 0.01	... ± ...	0.19	-1.01	D
1783	05:35:10.54	-05:24:16.5	13.55 ± 0.13	12.76 ± 0.08	11.59 ± 0.08	10.04 ± 0.02	9.48 ± 0.02	... ± ± ± ...	0.00	...	P
1784	05:32:44.55	-05:24:15.2	14.31 ± 0.03	13.65 ± 0.04	13.27 ± 0.04	12.71 ± 0.01	12.41 ± 0.01	12.10 ± 0.02	11.57 ± 0.03	... ± ...	0.00	-1.53	D
1785	05:35:22.30	-05:24:14.1	11.35 ± 0.07	10.45 ± 0.06	9.61 ± 0.05	8.62 ± 0.01	8.18 ± 0.01	... ± ± ± ...	0.00	...	D

Table 1—Continued

Index	R.A. ^a	Decl. ^a	J	H	K_S	[3.6]	[4.5]	[5.8]	[8.0]	[24]	A_K^b	α_{IRAC}^c	Class
1786	05:37:03.15	-05:24:13.9	11.20 ± 0.03	10.44 ± 0.03	10.10 ± 0.02	9.68 ± 0.01	9.61 ± 0.01	9.31 ± 0.01	9.25 ± 0.01	6.29 ± 0.02	0.06	-2.29	D
1787	05:35:25.36	-05:24:11.5	12.60 ± 0.09	11.28 ± 0.07	10.39 ± 0.06	9.03 ± 0.02	8.77 ± 0.01	... ± ± ± ...	0.37	...	D
1788	05:35:05.36	-05:24:10.6	11.74 ± 0.04	10.44 ± 0.05	9.62 ± 0.04	8.81 ± 0.01	8.32 ± 0.01	7.98 ± 0.01	7.33 ± 0.02	... ± ...	0.38	-1.16	D
1789	05:35:00.22	-05:24:09.1	15.62 ± 0.06	14.26 ± 0.05	13.25 ± 0.03	12.31 ± 0.01	11.33 ± 0.01	10.58 ± 0.02	9.74 ± 0.03	... ± ...	0.33	0.08	P
1790	05:35:01.18	-05:24:06.7	11.38 ± 0.06	10.60 ± 0.08	10.30 ± 0.07	9.65 ± 0.01	9.30 ± 0.01	8.71 ± 0.01	7.74 ± 0.01	... ± ...	0.10	-0.61	D
1791	05:35:16.75	-05:24:04.4	9.90 ± 0.03	9.25 ± 0.05	8.93 ± 0.03	8.58 ± 0.02	8.30 ± 0.03	... ± ± ± ...	0.00	...	D
1792	05:33:41.68	-05:24:04.3	12.60 ± 0.02	11.81 ± 0.03	11.51 ± 0.02	11.13 ± 0.01	10.83 ± 0.01	10.39 ± 0.01	9.51 ± 0.02	6.37 ± 0.02	0.12	-0.96	D
1793	05:35:15.61	-05:24:03.1	... ± ...	10.19 ± 0.03	9.87 ± 0.02	9.48 ± 0.04	9.17 ± 0.05	... ± ± ± ...	0.00	...	D
1794	05:35:18.03	-05:24:03.0	... ± ...	9.86 ± 0.06	8.67 ± 0.03	7.33 ± 0.01	6.87 ± 0.01	6.22 ± 0.02	4.96 ± 0.04	... ± ...	1.09	-0.10	D
1795	05:35:10.01	-05:24:01.8	... ± ...	13.31 ± 0.05	12.19 ± 0.05	11.24 ± 0.02	10.66 ± 0.03	... ± ± ± ...	0.50	...	D
1796	05:35:07.63	-05:24:00.6	12.87 ± 0.02	12.07 ± 0.03	11.75 ± 0.02	11.37 ± 0.01	11.11 ± 0.01	... ± ± ± ...	0.13	...	D
1797	05:34:53.18	-05:24:00.6	14.91 ± 0.04	14.21 ± 0.05	13.73 ± 0.04	13.25 ± 0.01	13.07 ± 0.02	... ± ± ± ...	0.00	...	D
1798	05:34:59.56	-05:24:00.4	12.48 ± 0.02	11.70 ± 0.03	11.36 ± 0.02	10.93 ± 0.01	10.65 ± 0.01	10.33 ± 0.02	... ± ± ...	0.09	...	D
1799	05:35:17.38	-05:23:59.9	... ± ...	11.28 ± 0.03	10.10 ± 0.02	8.68 ± 0.01	8.27 ± 0.02	... ± ± ± ...	1.22	...	D
1800	05:35:02.10	-05:23:56.8	15.15 ± 0.04	12.71 ± 0.03	11.20 ± 0.02	9.75 ± 0.01	8.98 ± 0.01	8.22 ± 0.01	7.25 ± 0.02	... ± ...	1.34	0.03	P
1801	05:35:09.67	-05:23:55.8	13.67 ± 0.08	11.68 ± 0.05	10.60 ± 0.04	9.79 ± 0.01	9.52 ± 0.01	... ± ± ± ...	1.09	...	D
1802	05:35:29.84	-05:23:55.6	11.91 ± 0.03	10.82 ± 0.03	10.25 ± 0.02	9.59 ± 0.01	9.23 ± 0.01	8.31 ± 0.08	... ± ± ...	0.31	...	D
1803	05:35:13.58	-05:23:54.9	... ± ...	12.72 ± 0.04	10.42 ± 0.03	8.01 ± 0.01	6.79 ± 0.01	6.09 ± 0.02	5.30 ± 0.05	... ± ...	1.29	0.19	D
1804	05:35:21.80	-05:23:53.8	10.36 ± 0.04	9.71 ± 0.04	9.38 ± 0.03	8.74 ± 0.01	8.37 ± 0.01	8.08 ± 0.05	... ± ± ...	0.00	...	D
1805	05:35:25.06	-05:23:53.8	11.64 ± 0.09	10.84 ± 0.10	10.13 ± 0.07	9.06 ± 0.03	8.67 ± 0.02	... ± ± ± ...	0.00	...	D
1806	05:34:57.75	-05:23:52.2	10.24 ± 0.02	9.46 ± 0.04	9.14 ± 0.02	8.62 ± 0.01	8.35 ± 0.01	7.98 ± 0.01	7.38 ± 0.01	... ± ...	0.09	-1.40	D
1807	05:35:14.38	-05:23:50.9	... ± ± ± ...	7.38 ± 0.01	5.88 ± 0.01	4.39 ± 0.01	4.00 ± 0.06	... ±	1.11	P
1808	05:35:19.04	-05:23:49.7	... ± ...	11.20 ± 0.03	10.31 ± 0.02	7.80 ± 0.01	6.88 ± 0.01	6.08 ± 0.01	5.04 ± 0.02	... ± ...	0.00	0.32	P
1809	05:35:29.86	-05:23:48.5	12.39 ± 0.03	11.40 ± 0.04	10.82 ± 0.02	9.91 ± 0.01	9.59 ± 0.01	8.41 ± 0.11	... ± ± ...	0.17	...	D
1810	05:35:12.27	-05:23:48.2	... ± ...	9.89 ± 0.04	9.57 ± 0.03	9.09 ± 0.01	8.56 ± 0.01	... ± ± ± ...	0.00	...	D
1811	05:34:28.95	-05:23:47.9	13.97 ± 0.05	13.37 ± 0.07	13.03 ± 0.06	12.62 ± 0.01	12.40 ± 0.01	... ± ± ± ...	0.00	...	D
1812	05:35:25.05	-05:23:46.5	10.86 ± 0.06	10.18 ± 0.07	9.86 ± 0.06	9.41 ± 0.01	9.26 ± 0.01	... ± ± ± ...	0.00	...	D
1813	05:35:23.66	-05:23:46.1	12.12 ± 0.09	11.35 ± 0.06	10.82 ± 0.05	10.23 ± 0.01	9.92 ± 0.02	... ± ± ± ...	0.00	...	D
1814	05:35:21.32	-05:23:45.3	... ± ...	10.72 ± 0.05	10.14 ± 0.03	9.11 ± 0.01	8.74 ± 0.01	... ± ± ± ...	0.00	...	D
1815	05:35:15.45	-05:23:45.1	... ± ...	10.49 ± 0.09	9.87 ± 0.07	8.59 ± 0.03	8.01 ± 0.05	... ± ± ± ...	0.00	...	D
1816	05:35:05.67	-05:23:45.1	14.74 ± 0.06	13.12 ± 0.04	11.94 ± 0.02	10.23 ± 0.01	9.54 ± 0.01	8.94 ± 0.01	8.09 ± 0.09	... ± ...	0.52	-0.39	D
1817	05:35:12.59	-05:23:43.8	9.84 ± 0.03	9.09 ± 0.04	8.65 ± 0.02	8.20 ± 0.01	7.69 ± 0.01	6.06 ± 0.02	4.46 ± 0.08	... ± ...	0.00	1.67	D
1818	05:36:59.78	-05:23:40.8	11.45 ± 0.03	10.75 ± 0.02	10.41 ± 0.02	9.56 ± 0.01	9.08 ± 0.01	8.83 ± 0.01	8.11 ± 0.01	6.08 ± 0.02	0.00	-1.23	D
1819	05:34:47.93	-05:23:40.1	13.59 ± 0.02	12.84 ± 0.03	12.56 ± 0.02	12.04 ± 0.01	11.72 ± 0.01	11.25 ± 0.03	10.28 ± 0.05	... ± ...	0.07	-0.80	D
1820	05:35:13.78	-05:23:40.0	... ± ± ± ...	7.05 ± 0.01	5.17 ± 0.01	3.86 ± 0.01	2.96 ± 0.04	... ±	1.80	P

Table 1—Continued

Index	R.A. ^a	Decl. ^a	J	H	K_S	[3.6]	[4.5]	[5.8]	[8.0]	[24]	A_K^b	α_{IRAC}^c	Class
1821	05:35:13.40	-05:23:40.0	... ± ...	10.34 ± 0.03	9.45 ± 0.02	8.41 ± 0.01	7.88 ± 0.01	... ± ± ± ...	0.13	...	D
1822	05:35:31.24	-05:23:40.0	11.69 ± 0.03	10.78 ± 0.03	10.38 ± 0.02	9.79 ± 0.01	9.45 ± 0.01	8.61 ± 0.03	7.35 ± 0.03	... ± ...	0.20	0.03	D
1823	05:35:21.78	-05:23:38.9	... ± ...	11.48 ± 0.04	10.79 ± 0.04	10.12 ± 0.02	9.71 ± 0.02	... ± ± ± ...	0.00	...	D
1824	05:35:27.28	-05:23:36.4	11.12 ± 0.02	9.99 ± 0.03	9.35 ± 0.02	8.15 ± 0.01	7.70 ± 0.01	7.24 ± 0.01	6.30 ± 0.02	... ± ...	0.31	-0.73	D
1825	05:35:18.20	-05:23:36.0	10.18 ± 0.04	8.74 ± 0.04	7.92 ± 0.03	6.91 ± 0.01	6.22 ± 0.01	5.73 ± 0.01	5.21 ± 0.05	... ± ...	0.57	-0.91	D
1826	05:34:50.50	-05:23:35.2	12.52 ± 0.03	11.67 ± 0.03	11.21 ± 0.02	10.87 ± 0.01	10.48 ± 0.01	10.17 ± 0.01	9.32 ± 0.03	... ± ...	0.08	-1.08	D
1827	05:35:23.81	-05:23:34.0	11.46 ± 0.06	... ± ± ...	8.12 ± 0.01	7.65 ± 0.01	6.96 ± 0.02	5.72 ± 0.03	... ±	-0.06	D
1828	05:35:17.06	-05:23:34.0	... ± ...	8.44 ± 0.06	7.81 ± 0.02	6.95 ± 0.01	6.31 ± 0.01	5.70 ± 0.02	... ± ± ...	0.00	...	D
1829	05:35:14.38	-05:23:33.7	... ± ...	9.78 ± 0.08	9.27 ± 0.05	8.47 ± 0.02	7.98 ± 0.02	... ± ± ± ...	0.00	...	D
1830	05:35:03.42	-05:23:32.7	14.05 ± 0.02	13.29 ± 0.03	12.80 ± 0.03	11.88 ± 0.01	11.44 ± 0.02	10.45 ± 0.03	... ± ± ...	0.00	...	D
1831	05:33:57.38	-05:23:30.4	... ± ± ± ...	13.15 ± 0.10	11.31 ± 0.02	10.07 ± 0.09	... ± ...	2.15 ± 0.01	P
1832	05:35:20.43	-05:23:29.9	... ± ...	9.92 ± 0.03	9.31 ± 0.02	8.05 ± 0.01	7.56 ± 0.01	6.90 ± 0.01	6.08 ± 0.02	... ± ...	0.00	-0.54	D
1833	05:35:14.90	-05:23:29.3	... ± ...	11.03 ± 0.03	10.19 ± 0.04	9.05 ± 0.03	8.64 ± 0.04	... ± ± ± ...	0.39	...	D
1834	05:35:13.40	-05:23:29.2	... ± ± ± ...	8.62 ± 0.01	7.01 ± 0.01	5.92 ± 0.01	5.06 ± 0.04	... ±	1.18	P
1835	05:35:36.64	-05:23:28.1	16.70 ± 0.16	13.45 ± 0.04	11.71 ± 0.02	9.97 ± 0.01	9.26 ± 0.01	9.10 ± 0.05	... ± ± ...	2.21	...	D
1836	05:35:19.10	-05:23:26.7	... ± ...	10.92 ± 0.10	10.33 ± 0.08	9.45 ± 0.02	8.99 ± 0.03	... ± ± ± ...	0.00	...	D
1837	05:33:46.66	-05:23:25.4	13.76 ± 0.03	12.36 ± 0.03	11.22 ± 0.02	9.52 ± 0.01	8.85 ± 0.01	8.41 ± 0.01	7.71 ± 0.01	4.37 ± 0.01	0.27	-0.80	D
1838	05:34:46.54	-05:23:25.4	12.63 ± 0.03	11.65 ± 0.03	11.09 ± 0.02	10.24 ± 0.01	9.67 ± 0.01	9.08 ± 0.01	8.06 ± 0.03	5.13 ± 0.03	0.17	-0.34	D
1839	05:34:20.70	-05:23:23.3	... ± ± ± ...	12.42 ± 0.05	... ± ± ...	8.02 ± 0.07	4.22 ± 0.04	P
1840	05:35:15.78	-05:23:21.9	... ± ...	8.56 ± 0.03	7.89 ± 0.02	7.18 ± 0.01	6.57 ± 0.01	... ± ± ± ...	0.00	...	D
1841	05:35:10.21	-05:23:21.6	... ± ...	9.76 ± 0.04	8.96 ± 0.02	7.49 ± 0.01	6.88 ± 0.01	6.38 ± 0.01	5.48 ± 0.03	... ± ...	0.00	-0.56	D
1842	05:35:17.27	-05:23:16.7	... ± ...	5.89 ± 0.05	5.75 ± 0.03	5.50 ± 0.01	4.97 ± 0.02	4.24 ± 0.04	... ± ± ...	0.00	...	D
1843	05:35:21.48	-05:23:16.7	... ± ...	11.29 ± 0.07	10.71 ± 0.05	10.38 ± 0.03	10.04 ± 0.03	... ± ± ± ...	0.00	...	D
1844	05:33:51.31	-05:23:16.1	12.66 ± 0.02	10.72 ± 0.03	9.51 ± 0.02	8.36 ± 0.01	7.66 ± 0.01	7.15 ± 0.01	6.28 ± 0.01	2.67 ± 0.01	0.92	-0.48	D
1845	05:35:05.76	-05:23:15.7	13.80 ± 0.02	13.06 ± 0.03	12.53 ± 0.03	11.64 ± 0.01	11.24 ± 0.01	... ± ± ± ...	0.00	...	D
1846	05:35:06.41	-05:23:15.5	13.44 ± 0.02	12.69 ± 0.03	12.24 ± 0.02	11.72 ± 0.01	11.45 ± 0.02	... ± ± ± ...	0.00	...	D
1847	05:35:10.25	-05:23:15.5	... ± ...	12.46 ± 0.08	11.57 ± 0.02	10.21 ± 0.03	9.64 ± 0.02	... ± ± ± ...	0.00	...	P
1848	05:35:18.66	-05:23:14.1	... ± ...	9.20 ± 0.04	7.64 ± 0.02	6.57 ± 0.01	5.77 ± 0.01	4.66 ± 0.01	4.22 ± 0.05	... ± ...	0.91	-0.04	P
1849	05:35:04.36	-05:23:13.6	11.20 ± 0.03	10.29 ± 0.03	9.82 ± 0.02	8.93 ± 0.01	8.50 ± 0.01	8.06 ± 0.01	7.21 ± 0.02	... ± ...	0.16	-0.86	D
1850	05:35:24.00	-05:23:13.6	14.76 ± 0.07	12.60 ± 0.03	11.60 ± 0.02	10.09 ± 0.01	9.69 ± 0.01	... ± ± ± ...	1.36	...	D
1851	05:35:22.78	-05:23:13.3	12.08 ± 0.02	10.38 ± 0.03	9.32 ± 0.02	8.05 ± 0.01	7.56 ± 0.01	6.81 ± 0.02	... ± ± ...	0.71	...	D
1852	05:35:21.78	-05:23:10.9	... ± ...	11.04 ± 0.07	10.45 ± 0.07	10.14 ± 0.01	9.72 ± 0.02	... ± ± ± ...	0.00	...	D
1853	05:35:25.71	-05:23:09.4	11.90 ± 0.02	10.64 ± 0.03	9.90 ± 0.02	9.31 ± 0.01	8.92 ± 0.01	... ± ± ± ...	0.39	...	D
1854	05:35:57.73	-05:23:08.9	12.14 ± 0.02	11.48 ± 0.04	11.09 ± 0.02	10.47 ± 0.01	10.10 ± 0.01	9.85 ± 0.05	... ± ± ...	0.00	...	D
1855	05:34:59.17	-05:23:08.0	13.00 ± 0.02	12.32 ± 0.03	12.00 ± 0.02	11.53 ± 0.01	11.40 ± 0.01	10.89 ± 0.03	... ± ± ...	0.00	...	D

Table 1—Continued

Index	R.A. ^a	Decl. ^a	J	H	K_S	[3.6]	[4.5]	[5.8]	[8.0]	[24]	A_K^b	α_{IRAC}^c	Class
1856	05:35:21.82	-05:23:06.2	... ± ...	12.22 ± 0.07	11.34 ± 0.06	10.15 ± 0.02	9.58 ± 0.01	... ± ± ± ...	0.00	...	D
1857	05:35:28.13	-05:23:06.1	12.74 ± 0.02	11.05 ± 0.03	10.04 ± 0.02	8.87 ± 0.01	8.44 ± 0.01	7.79 ± 0.03	... ± ± ...	0.75	...	D
1858	05:36:04.50	-05:23:05.5	... ± ± ± ± ± ± ...	8.17 ± 0.05	4.83 ± 0.03	P
1859	05:35:14.87	-05:23:04.9	... ± ...	11.32 ± 0.06	10.37 ± 0.02	9.18 ± 0.04	8.71 ± 0.03	... ± ± ± ...	0.45	...	D
1860	05:35:08.43	-05:23:04.7	14.30 ± 0.04	13.17 ± 0.03	12.40 ± 0.08	10.87 ± 0.03	10.30 ± 0.03	... ± ± ± ...	0.21	...	D
1861	05:35:01.05	-05:23:03.8	13.76 ± 0.02	12.87 ± 0.03	12.29 ± 0.02	11.74 ± 0.01	11.35 ± 0.01	11.20 ± 0.04	... ± ± ...	0.04	...	D
1862	05:33:22.48	-05:23:02.9	13.07 ± 0.03	12.34 ± 0.03	12.20 ± 0.03	11.80 ± 0.01	11.77 ± 0.01	11.54 ± 0.01	11.12 ± 0.02	7.12 ± 0.03	0.12	-2.02	D
1863	05:35:42.98	-05:23:02.4	12.96 ± 0.02	11.95 ± 0.03	11.39 ± 0.02	10.47 ± 0.01	10.02 ± 0.01	... ± ± ± ...	0.21	...	D
1864	05:35:00.10	-05:23:01.9	10.23 ± 0.02	9.42 ± 0.03	8.99 ± 0.02	8.17 ± 0.01	7.76 ± 0.01	7.43 ± 0.01	6.49 ± 0.01	... ± ...	0.04	-0.93	D
1865	05:35:16.98	-05:23:01.0	... ± ...	9.87 ± 0.03	9.42 ± 0.02	8.26 ± 0.01	7.86 ± 0.01	6.89 ± 0.06	... ± ± ...	0.00	...	D
1866	05:35:25.05	-05:22:58.5	10.65 ± 0.02	9.43 ± 0.03	8.76 ± 0.02	7.87 ± 0.01	7.50 ± 0.01	7.02 ± 0.02	... ± ± ...	0.40	...	D
1867	05:35:18.70	-05:22:56.5	11.21 ± 0.09	9.51 ± 0.03	8.70 ± 0.02	7.68 ± 0.01	7.41 ± 0.01	6.79 ± 0.02	... ± ± ...	0.91	...	D
1868	05:35:17.55	-05:22:56.5	10.65 ± 0.03	9.51 ± 0.03	8.93 ± 0.02	8.13 ± 0.01	7.85 ± 0.02	... ± ± ± ...	0.36	...	D
1869	05:35:15.61	-05:22:56.3	9.49 ± 0.03	8.45 ± 0.04	7.99 ± 0.03	7.04 ± 0.01	6.37 ± 0.01	5.71 ± 0.01	... ± ± ...	0.32	...	D
1870	05:35:10.62	-05:22:56.0	... ± ...	11.49 ± 0.08	10.22 ± 0.05	8.95 ± 0.01	8.39 ± 0.01	7.89 ± 0.02	... ± ± ...	0.94	...	D
1871	05:35:11.96	-05:22:53.8	... ± ...	10.68 ± 0.06	9.64 ± 0.04	8.22 ± 0.01	7.86 ± 0.02	5.20 ± 0.02	3.43 ± 0.02	... ± ...	1.05	1.13	D
1872	05:34:57.77	-05:22:51.2	12.51 ± 0.02	11.72 ± 0.03	11.32 ± 0.02	10.56 ± 0.01	10.08 ± 0.01	9.52 ± 0.01	8.41 ± 0.03	... ± ...	0.05	-0.36	D
1873	05:34:45.92	-05:22:50.4	14.35 ± 0.04	13.53 ± 0.06	13.11 ± 0.05	12.58 ± 0.06	12.19 ± 0.01	... ± ± ± ...	0.07	...	D
1874	05:36:47.16	-05:22:50.2	12.77 ± 0.02	12.15 ± 0.03	11.87 ± 0.02	11.61 ± 0.01	11.31 ± 0.01	10.91 ± 0.01	9.52 ± 0.01	6.06 ± 0.02	0.00	-0.45	D
1875	05:34:17.29	-05:22:47.9	14.15 ± 0.03	13.49 ± 0.04	13.11 ± 0.03	12.67 ± 0.02	12.38 ± 0.01	... ± ± ± ...	0.00	...	D
1876	05:35:10.96	-05:22:46.4	... ± ...	10.54 ± 0.05	9.94 ± 0.02	9.12 ± 0.01	8.43 ± 0.01	7.99 ± 0.05	... ± ± ...	0.00	...	D
1877	05:34:42.50	-05:22:46.3	14.27 ± 0.03	13.62 ± 0.03	13.23 ± 0.03	12.57 ± 0.01	12.24 ± 0.01	11.96 ± 0.09	... ± ± ...	0.00	...	D
1878	05:36:23.63	-05:22:46.2	15.01 ± 0.04	13.55 ± 0.04	12.61 ± 0.03	11.05 ± 0.01	10.71 ± 0.01	10.30 ± 0.01	9.46 ± 0.01	6.43 ± 0.02	0.51	-1.00	D
1879	05:35:03.70	-05:22:45.5	13.62 ± 0.02	12.27 ± 0.03	11.64 ± 0.02	10.69 ± 0.01	10.19 ± 0.01	9.68 ± 0.01	8.70 ± 0.03	... ± ...	0.60	-0.56	D
1880	05:35:20.63	-05:22:45.4	... ± ...	12.17 ± 0.03	11.47 ± 0.02	10.13 ± 0.02	9.74 ± 0.02	... ± ± ± ...	0.12	...	D
1881	05:35:10.50	-05:22:45.4	10.49 ± 0.05	9.81 ± 0.06	9.43 ± 0.06	8.95 ± 0.01	8.74 ± 0.01	... ± ± ± ...	0.00	...	D
1882	05:35:06.66	-05:22:44.2	... ± ± ± ...	12.11 ± 0.02	10.60 ± 0.01	9.58 ± 0.02	... ± ±	P
1883	05:34:05.94	-05:22:43.7	12.57 ± 0.03	11.21 ± 0.04	10.39 ± 0.02	8.80 ± 0.01	8.30 ± 0.01	7.85 ± 0.01	7.03 ± 0.02	4.17 ± 0.01	0.46	-0.82	D
1884	05:34:40.86	-05:22:42.1	10.53 ± 0.02	9.46 ± 0.03	8.60 ± 0.02	7.23 ± 0.01	6.89 ± 0.01	6.43 ± 0.01	5.88 ± 0.01	3.08 ± 0.01	0.07	-1.26	D
1885	05:35:04.79	-05:22:38.9	12.84 ± 0.02	12.02 ± 0.03	11.67 ± 0.02	10.94 ± 0.01	10.56 ± 0.01	10.10 ± 0.03	9.27 ± 0.06	... ± ...	0.14	-0.91	D
1886	05:34:44.80	-05:22:38.4	15.52 ± 0.05	14.82 ± 0.07	14.32 ± 0.06	13.60 ± 0.05	13.42 ± 0.04	... ± ± ± ...	0.00	...	D
1887	05:34:48.09	-05:22:38.2	13.75 ± 0.03	13.02 ± 0.04	12.60 ± 0.03	12.05 ± 0.01	11.75 ± 0.01	11.39 ± 0.03	10.52 ± 0.09	... ± ...	0.00	-1.09	D
1888	05:35:03.07	-05:22:37.9	11.99 ± 0.02	11.00 ± 0.03	10.57 ± 0.02	9.89 ± 0.01	9.55 ± 0.01	9.19 ± 0.01	8.54 ± 0.03	... ± ...	0.27	-1.29	D
1889	05:35:11.19	-05:22:37.8	... ± ...	11.76 ± 0.03	9.71 ± 0.02	7.48 ± 0.01	6.82 ± 0.01	6.42 ± 0.02	... ± ± ...	2.53	...	D
1890	05:35:17.33	-05:22:35.6	10.26 ± 0.05	9.23 ± 0.05	8.52 ± 0.04	7.61 ± 0.01	7.03 ± 0.01	6.61 ± 0.04	... ± ± ...	0.13	...	D

Table 1—Continued

Index	R.A. ^a	Decl. ^a	J	H	K_S	[3.6]	[4.5]	[5.8]	[8.0]	[24]	A_K^b	α_{IRAC}^c	Class
1891	05:35:22.11	-05:22:34.1	13.09 ± 0.04	11.61 ± 0.03	10.83 ± 0.04	9.72 ± 0.02	9.44 ± 0.02	... ± ± ± ...	0.66	...	D
1892	05:35:10.15	-05:22:32.3	12.17 ± 0.05	11.31 ± 0.05	10.88 ± 0.05	9.89 ± 0.03	9.57 ± 0.04	... ± ± ± ...	0.11	...	D
1893	05:35:24.32	-05:22:32.1	13.73 ± 0.06	11.78 ± 0.06	10.47 ± 0.03	8.85 ± 0.01	8.36 ± 0.01	... ± ± ± ...	0.85	...	D
1894	05:35:40.60	-05:22:32.0	15.36 ± 0.05	13.60 ± 0.03	12.61 ± 0.02	11.76 ± 0.01	11.50 ± 0.02	... ± ± ± ...	0.85	...	D
1895	05:35:04.15	-05:22:32.0	... ± ...	15.25 ± 0.08	12.77 ± 0.03	10.76 ± 0.01	9.77 ± 0.01	9.05 ± 0.01	8.12 ± 0.02	... ± ...	2.50	0.14	P
1896	05:34:52.15	-05:22:31.9	10.85 ± 0.02	9.97 ± 0.03	9.62 ± 0.02	9.22 ± 0.01	8.93 ± 0.01	8.70 ± 0.01	... ± ± ...	0.20	...	D
1897	05:35:05.43	-05:22:30.6	14.02 ± 0.02	13.07 ± 0.03	12.63 ± 0.02	11.91 ± 0.01	11.51 ± 0.02	... ± ± ± ...	0.22	...	D
1898	05:35:23.18	-05:22:28.3	14.47 ± 0.03	12.13 ± 0.03	10.90 ± 0.03	9.24 ± 0.02	8.74 ± 0.01	... ± ± ± ...	1.40	...	D
1899	05:35:39.97	-05:22:26.9	15.58 ± 0.05	14.04 ± 0.03	13.13 ± 0.02	11.81 ± 0.01	11.55 ± 0.01	10.89 ± 0.07	... ± ± ...	0.64	...	D
1900	05:35:07.24	-05:22:26.3	12.26 ± 0.04	11.52 ± 0.04	11.08 ± 0.03	10.52 ± 0.01	10.21 ± 0.01	... ± ± ± ...	0.00	...	D
1901	05:35:21.01	-05:22:24.9	... ± ...	11.94 ± 0.08	11.10 ± 0.08	10.43 ± 0.02	9.80 ± 0.01	... ± ± ± ...	0.00	...	D
1902	05:35:46.58	-05:22:24.4	12.46 ± 0.02	11.84 ± 0.03	11.55 ± 0.02	11.20 ± 0.01	11.02 ± 0.01	... ± ± ± ...	0.00	...	D
1903	05:35:04.14	-05:22:24.4	13.60 ± 0.02	12.90 ± 0.03	12.65 ± 0.04	12.12 ± 0.01	11.96 ± 0.01	... ± ± ± ...	0.03	...	D
1904	05:34:04.63	-05:22:22.5	12.75 ± 0.04	11.48 ± 0.04	10.90 ± 0.03	10.05 ± 0.01	9.63 ± 0.01	9.28 ± 0.01	8.64 ± 0.05	5.08 ± 0.04	0.52	-1.24	D
1905	05:35:19.83	-05:22:21.3	... ± ...	11.37 ± 0.07	10.18 ± 0.06	8.80 ± 0.01	8.26 ± 0.01	6.94 ± 0.04	... ± ± ...	0.84	...	D
1906	05:34:53.87	-05:22:20.8	13.94 ± 0.03	13.18 ± 0.04	12.81 ± 0.03	12.28 ± 0.02	12.03 ± 0.02	... ± ± ± ...	0.03	...	D
1907	05:35:15.34	-05:22:15.3	10.34 ± 0.05	8.98 ± 0.03	8.51 ± 0.02	7.01 ± 0.01	6.49 ± 0.02	6.09 ± 0.04	... ± ± ...	0.69	...	D
1908	05:34:33.57	-05:22:08.8	13.25 ± 0.03	12.54 ± 0.04	12.17 ± 0.03	11.84 ± 0.01	11.68 ± 0.01	11.30 ± 0.03	10.35 ± 0.06	... ± ...	0.00	-1.11	D
1909	05:35:02.82	-05:22:08.3	12.04 ± 0.03	10.31 ± 0.03	9.23 ± 0.02	8.01 ± 0.01	7.64 ± 0.01	7.30 ± 0.01	6.32 ± 0.02	... ± ...	0.75	-0.93	D
1910	05:34:56.94	-05:22:06.3	13.46 ± 0.03	12.33 ± 0.03	11.82 ± 0.02	10.72 ± 0.01	10.36 ± 0.01	10.06 ± 0.01	9.39 ± 0.02	... ± ...	0.39	-1.33	D
1911	05:35:40.87	-05:22:02.5	13.61 ± 0.03	12.54 ± 0.04	11.75 ± 0.02	11.00 ± 0.01	10.63 ± 0.01	9.90 ± 0.03	... ± ± ...	0.13	...	D
1912	05:35:22.44	-05:22:01.2	11.84 ± 0.03	10.70 ± 0.05	10.05 ± 0.04	9.33 ± 0.02	9.10 ± 0.02	... ± ± ± ...	0.32	...	D
1913	05:35:13.79	-05:21:59.9	... ± ...	9.21 ± 0.07	6.83 ± 0.02	5.30 ± 0.01	4.58 ± 0.01	3.54 ± 0.01	2.67 ± 0.02	... ± ...	3.12	0.25	P
1914	05:34:25.66	-05:21:57.7	13.63 ± 0.03	13.05 ± 0.03	12.71 ± 0.03	12.30 ± 0.01	11.97 ± 0.02	11.41 ± 0.08	... ± ± ...	0.00	...	D
1915	05:35:10.57	-05:21:56.3	11.07 ± 0.04	10.26 ± 0.04	9.76 ± 0.04	9.02 ± 0.01	8.66 ± 0.01	7.83 ± 0.03	... ± ± ...	0.00	...	D
1916	05:34:30.48	-05:21:55.8	14.35 ± 0.03	13.63 ± 0.04	13.24 ± 0.03	12.62 ± 0.01	12.23 ± 0.01	11.77 ± 0.05	11.00 ± 0.10	... ± ...	0.00	-0.97	D
1917	05:34:31.14	-05:21:55.8	12.38 ± 0.02	11.48 ± 0.03	11.16 ± 0.02	10.54 ± 0.01	10.25 ± 0.01	10.04 ± 0.01	9.38 ± 0.02	... ± ...	0.25	-1.53	D
1918	05:35:20.75	-05:21:55.1	11.42 ± 0.08	10.39 ± 0.08	9.67 ± 0.06	8.92 ± 0.01	8.51 ± 0.01	... ± ± ± ...	0.11	...	D
1919	05:35:25.44	-05:21:51.7	11.93 ± 0.04	10.77 ± 0.04	10.09 ± 0.04	9.01 ± 0.01	8.74 ± 0.01	7.35 ± 0.04	... ± ± ...	0.32	...	D
1920	05:35:20.91	-05:21:50.7	11.64 ± 0.07	10.60 ± 0.06	9.92 ± 0.04	8.63 ± 0.01	8.13 ± 0.01	... ± ± ± ...	0.15	...	D
1921	05:33:54.09	-05:21:49.5	... ± ± ± ± ...	14.00 ± 0.08	... ± ...	8.95 ± 0.07	5.54 ± 0.03	D
1922	05:35:01.60	-05:21:49.1	14.85 ± 0.06	13.07 ± 0.05	11.85 ± 0.03	10.54 ± 0.01	10.02 ± 0.01	9.20 ± 0.05	... ± ± ...	0.72	...	D
1923	05:35:21.64	-05:21:47.1	12.21 ± 0.04	10.75 ± 0.05	9.77 ± 0.04	8.45 ± 0.01	7.97 ± 0.01	7.40 ± 0.01	6.40 ± 0.03	... ± ...	0.49	-0.48	D
1924	05:35:17.55	-05:21:45.7	11.54 ± 0.03	10.15 ± 0.04	9.33 ± 0.03	8.00 ± 0.01	7.40 ± 0.01	6.98 ± 0.02	... ± ± ...	0.50	...	D
1925	05:36:10.43	-05:21:44.9	15.40 ± 0.04	14.61 ± 0.06	14.24 ± 0.05	13.54 ± 0.02	13.20 ± 0.01	12.29 ± 0.08	... ± ± ...	0.08	...	D

Table 1—Continued

Index	R.A. ^a	Decl. ^a	J	H	K_S	[3.6]	[4.5]	[5.8]	[8.0]	[24]	A_K^b	α_{IRAC}^c	Class
1926	05:35:01.21	-05:21:44.5	13.34 ± 0.03	12.35 ± 0.04	11.71 ± 0.04	10.65 ± 0.01	10.19 ± 0.01	9.43 ± 0.04	... ± ± ...	0.13	...	D
1927	05:35:09.91	-05:21:43.3	14.10 ± 0.12	12.19 ± 0.05	11.03 ± 0.05	9.76 ± 0.01	9.35 ± 0.01	8.34 ± 0.03	... ± ± ...	0.93	...	D
1928	05:35:40.78	-05:21:41.9	14.28 ± 0.02	11.95 ± 0.03	10.78 ± 0.02	9.72 ± 0.01	9.38 ± 0.01	9.07 ± 0.02	... ± ± ...	1.45	...	D
1929	05:35:09.34	-05:21:41.7	13.55 ± 0.08	11.53 ± 0.05	10.43 ± 0.04	9.11 ± 0.01	8.55 ± 0.01	7.77 ± 0.01	6.54 ± 0.01	... ± ...	1.10	0.14	D
1930	05:35:30.59	-05:21:38.8	... ± ...	13.57 ± 0.09	12.01 ± 0.05	10.65 ± 0.01	10.03 ± 0.01	... ± ± ± ...	1.44	...	D
1931	05:35:13.72	-05:21:35.9	... ± ...	13.15 ± 0.03	10.57 ± 0.02	8.40 ± 0.01	7.45 ± 0.01	6.93 ± 0.03	... ± ± ...	2.82	...	D
1932	05:34:54.25	-05:21:35.1	12.05 ± 0.03	11.41 ± 0.03	11.09 ± 0.02	10.77 ± 0.01	10.49 ± 0.01	10.15 ± 0.04	... ± ± ...	0.00	...	D
1933	05:35:28.15	-05:21:34.7	14.85 ± 0.10	12.87 ± 0.05	11.85 ± 0.03	10.49 ± 0.01	10.06 ± 0.01	... ± ± ± ...	1.12	...	D
1934	05:33:21.37	-05:21:34.7	11.25 ± 0.02	10.33 ± 0.02	9.77 ± 0.02	9.02 ± 0.01	8.73 ± 0.01	8.45 ± 0.01	7.85 ± 0.01	5.42 ± 0.02	0.10	-1.50	D
1935	05:35:10.40	-05:21:33.8	15.62 ± 0.19	13.78 ± 0.04	12.36 ± 0.09	11.02 ± 0.02	10.59 ± 0.02	... ± ± ± ...	0.62	...	D
1936	05:35:12.85	-05:21:33.7	... ± ± ± ...	8.26 ± 0.01	7.61 ± 0.01	6.84 ± 0.03	5.75 ± 0.12	... ±	0.06	D
1937	05:35:24.08	-05:21:32.5	12.44 ± 0.03	11.43 ± 0.03	10.88 ± 0.02	9.82 ± 0.01	9.56 ± 0.01	8.00 ± 0.03	... ± ± ...	0.22	...	D
1938	05:34:41.98	-05:21:32.2	14.16 ± 0.03	13.48 ± 0.03	13.12 ± 0.02	12.42 ± 0.01	12.17 ± 0.01	11.41 ± 0.09	... ± ± ...	0.00	...	D
1939	05:34:46.80	-05:21:28.9	13.50 ± 0.04	12.48 ± 0.04	12.03 ± 0.03	11.15 ± 0.01	10.75 ± 0.01	10.26 ± 0.03	9.49 ± 0.06	... ± ...	0.32	-0.92	D
1940	05:35:07.72	-05:21:27.3	14.98 ± 0.04	14.17 ± 0.03	13.60 ± 0.02	12.27 ± 0.02	11.88 ± 0.02	... ± ± ± ...	0.00	...	D
1941	05:35:35.29	-05:21:27.2	... ± ...	10.36 ± 0.04	9.83 ± 0.03	8.97 ± 0.01	8.60 ± 0.01	8.20 ± 0.03	... ± ± ...	0.00	...	D
1942	05:35:23.33	-05:21:25.2	12.47 ± 0.05	11.19 ± 0.04	10.34 ± 0.04	9.15 ± 0.01	8.69 ± 0.01	7.31 ± 0.04	... ± ± ...	0.35	...	D
1943	05:34:52.66	-05:21:25.1	13.74 ± 0.03	12.67 ± 0.03	12.21 ± 0.02	11.52 ± 0.01	11.26 ± 0.01	... ± ± ± ...	0.36	...	D
1944	05:34:46.68	-05:21:24.2	13.87 ± 0.03	13.17 ± 0.04	12.84 ± 0.03	12.54 ± 0.02	12.31 ± 0.01	... ± ± ± ...	0.00	...	D
1945	05:35:35.13	-05:21:24.1	... ± ...	11.90 ± 0.04	11.26 ± 0.03	9.88 ± 0.01	9.48 ± 0.01	... ± ± ± ...	0.00	...	D
1946	05:35:02.31	-05:21:23.6	14.63 ± 0.03	13.32 ± 0.04	12.65 ± 0.03	11.68 ± 0.01	11.41 ± 0.01	9.95 ± 0.04	... ± ± ...	0.51	...	D
1947	05:35:20.82	-05:21:21.4	12.44 ± 0.06	11.48 ± 0.06	10.62 ± 0.05	9.65 ± 0.02	9.12 ± 0.01	... ± ± ± ...	0.00	...	D
1948	05:35:31.74	-05:21:20.4	... ± ...	14.98 ± 0.08	12.08 ± 0.02	9.40 ± 0.01	8.55 ± 0.01	8.84 ± 0.03	... ± ± ...	3.95	...	D
1949	05:35:08.42	-05:21:20.1	15.25 ± 0.05	13.67 ± 0.03	12.92 ± 0.02	11.66 ± 0.01	11.23 ± 0.02	... ± ± ± ...	0.82	...	D
1950	05:35:27.74	-05:21:18.9	16.46 ± 0.17	13.46 ± 0.03	11.58 ± 0.02	9.34 ± 0.01	8.69 ± 0.01	8.57 ± 0.03	... ± ± ...	1.78	...	D
1951	05:35:06.43	-05:21:18.8	13.55 ± 0.02	12.80 ± 0.03	12.49 ± 0.03	11.88 ± 0.02	11.66 ± 0.02	... ± ± ± ...	0.07	...	D
1952	05:35:23.89	-05:21:18.7	13.40 ± 0.10	12.18 ± 0.07	11.17 ± 0.06	9.94 ± 0.02	9.38 ± 0.01	7.89 ± 0.09	... ± ± ...	0.16	...	D
1953	05:35:32.70	-05:21:17.9	... ± ...	13.81 ± 0.06	11.48 ± 0.04	9.05 ± 0.01	8.33 ± 0.01	7.58 ± 0.02	6.49 ± 0.04	... ± ...	3.02	0.09	P
1954	05:35:07.94	-05:21:17.4	13.36 ± 0.02	12.56 ± 0.03	12.13 ± 0.02	11.03 ± 0.01	10.69 ± 0.01	... ± ± ± ...	0.03	...	D
1955	05:35:50.17	-05:21:17.0	13.03 ± 0.02	12.22 ± 0.03	11.84 ± 0.02	11.38 ± 0.01	10.96 ± 0.01	10.24 ± 0.05	8.86 ± 0.05	... ± ...	0.09	0.09	D
1956	05:35:15.38	-05:21:14.0	12.54 ± 0.04	10.98 ± 0.03	10.02 ± 0.03	8.06 ± 0.01	7.25 ± 0.01	6.59 ± 0.01	6.11 ± 0.04	... ± ...	0.61	-0.60	D
1957	05:35:10.31	-05:21:12.9	11.76 ± 0.03	10.55 ± 0.04	9.93 ± 0.03	9.03 ± 0.01	8.69 ± 0.01	7.73 ± 0.02	... ± ± ...	0.43	...	D
1958	05:35:16.26	-05:21:09.2	... ± ± ± ...	9.41 ± 0.01	8.79 ± 0.01	8.17 ± 0.04	... ± ±	D
1959	05:35:18.95	-05:21:07.9	11.76 ± 0.02	10.55 ± 0.03	10.00 ± 0.02	9.30 ± 0.01	8.97 ± 0.01	8.58 ± 0.04	... ± ± ...	0.47	...	D
1960	05:34:32.66	-05:21:07.2	12.53 ± 0.02	11.65 ± 0.03	11.37 ± 0.02	11.05 ± 0.01	10.66 ± 0.01	10.44 ± 0.01	9.67 ± 0.05	... ± ...	0.24	-1.30	D

Table 1—Continued

Index	R.A. ^a	Decl. ^a	J	H	K_S	[3.6]	[4.5]	[5.8]	[8.0]	[24]	A_K^b	α_{IRAC}^c	Class
1961	05:35:13.41	-05:21:07.0	13.64 ± 0.07	12.01 ± 0.05	10.99 ± 0.04	10.10 ± 0.01	9.66 ± 0.02	... ± ± ± ...	0.66	...	D
1962	05:35:14.71	-05:21:06.5	13.35 ± 0.08	11.49 ± 0.04	10.46 ± 0.02	9.09 ± 0.01	8.50 ± 0.01	7.55 ± 0.02	6.32 ± 0.03	... ± ...	0.96	0.40	D
1963	05:35:20.02	-05:21:06.1	10.59 ± 0.03	9.40 ± 0.04	8.71 ± 0.03	7.62 ± 0.01	7.12 ± 0.01	6.43 ± 0.02	... ± ± ...	0.34	...	D
1964	05:35:21.55	-05:21:05.6	13.80 ± 0.04	12.01 ± 0.03	10.86 ± 0.03	9.08 ± 0.01	8.51 ± 0.01	7.98 ± 0.02	... ± ± ...	0.77	...	D
1965	05:35:24.59	-05:21:04.3	... ± ...	12.86 ± 0.03	10.90 ± 0.02	8.78 ± 0.01	8.17 ± 0.01	7.62 ± 0.04	... ± ± ...	2.44	...	D
1966	05:35:11.87	-05:21:02.8	12.32 ± 0.04	10.46 ± 0.04	9.28 ± 0.04	7.63 ± 0.01	7.10 ± 0.01	... ± ± ± ...	0.84	...	D
1967	05:35:07.72	-05:21:01.6	14.41 ± 0.06	12.14 ± 0.04	10.62 ± 0.03	8.64 ± 0.01	8.02 ± 0.01	7.64 ± 0.01	... ± ± ...	1.11	...	D
1968	05:35:14.93	-05:21:00.6	14.99 ± 0.10	13.79 ± 0.07	12.78 ± 0.08	10.29 ± 0.05	9.77 ± 0.02	... ± ± ± ...	0.11	...	P
1969	05:35:11.84	-05:21:00.3	... ± ± ± ...	7.64 ± 0.01	6.81 ± 0.01	6.10 ± 0.01	5.29 ± 0.01	... ±	-0.15	P
1970	05:35:04.86	-05:20:57.2	13.34 ± 0.03	12.03 ± 0.04	11.42 ± 0.02	10.66 ± 0.01	10.32 ± 0.01	... ± ± ± ...	0.55	...	D
1971	05:35:17.84	-05:20:53.9	11.02 ± 0.03	9.94 ± 0.03	9.25 ± 0.03	8.33 ± 0.01	7.54 ± 0.01	... ± ± ± ...	0.21	...	P
1972	05:35:13.23	-05:20:52.4	12.37 ± 0.04	11.09 ± 0.03	10.33 ± 0.02	9.42 ± 0.01	8.80 ± 0.01	8.88 ± 0.04	... ± ± ...	0.41	...	D
1973	05:35:18.94	-05:20:52.2	12.85 ± 0.02	11.44 ± 0.03	10.62 ± 0.02	9.80 ± 0.01	9.48 ± 0.01	8.87 ± 0.03	... ± ± ...	0.53	...	D
1974	05:35:43.60	-05:20:51.6	... ± ...	14.90 ± 0.06	13.26 ± 0.02	11.71 ± 0.01	11.27 ± 0.01	10.57 ± 0.04	... ± ± ...	2.21	...	D
1975	05:35:08.21	-05:20:46.7	14.23 ± 0.05	12.78 ± 0.03	12.08 ± 0.03	10.98 ± 0.02	10.77 ± 0.02	... ± ± ± ...	0.67	...	D
1976	05:35:12.27	-05:20:45.1	12.14 ± 0.04	10.96 ± 0.06	10.28 ± 0.05	9.35 ± 0.01	8.85 ± 0.01	8.59 ± 0.04	... ± ± ...	0.34	...	D
1977	05:35:20.08	-05:20:43.8	12.88 ± 0.02	11.32 ± 0.03	10.39 ± 0.02	9.27 ± 0.01	8.69 ± 0.01	8.51 ± 0.02	... ± ± ...	0.64	...	D
1978	05:35:12.82	-05:20:43.6	11.52 ± 0.03	10.48 ± 0.04	9.92 ± 0.03	9.10 ± 0.01	8.59 ± 0.01	7.93 ± 0.02	6.72 ± 0.03	... ± ...	0.25	-0.09	D
1979	05:35:20.98	-05:20:43.4	16.11 ± 0.15	13.55 ± 0.08	12.00 ± 0.02	10.64 ± 0.02	10.01 ± 0.01	... ± ± ± ...	1.46	...	D
1980	05:35:20.56	-05:20:42.9	12.55 ± 0.02	11.33 ± 0.03	10.77 ± 0.03	9.80 ± 0.01	9.26 ± 0.01	... ± ± ± ...	0.47	...	D
1981	05:35:18.49	-05:20:42.6	12.76 ± 0.03	11.53 ± 0.03	11.00 ± 0.02	10.19 ± 0.01	9.91 ± 0.01	... ± ± ± ...	0.52	...	D
1982	05:35:14.64	-05:20:42.5	11.57 ± 0.02	9.88 ± 0.03	9.01 ± 0.02	8.03 ± 0.01	7.44 ± 0.01	6.80 ± 0.01	5.94 ± 0.01	... ± ...	0.87	-0.43	D
1983	05:33:56.01	-05:20:40.7	... ± ± ± ± ± ...	11.25 ± 0.09	9.36 ± 0.06	5.85 ± 0.03	P
1984	05:35:13.57	-05:20:38.8	16.30 ± 0.19	13.86 ± 0.03	12.61 ± 0.02	11.42 ± 0.04	11.04 ± 0.05	... ± ± ± ...	1.52	...	D
1985	05:35:16.06	-05:20:36.3	10.91 ± 0.03	9.93 ± 0.04	9.40 ± 0.03	8.60 ± 0.01	8.06 ± 0.01	7.46 ± 0.03	... ± ± ...	0.19	...	D
1986	05:35:12.76	-05:20:35.1	13.59 ± 0.08	12.32 ± 0.07	11.62 ± 0.09	10.45 ± 0.01	9.79 ± 0.01	... ± ± ± ...	0.43	...	D
1987	05:35:11.95	-05:20:32.9	10.93 ± 0.02	9.60 ± 0.03	8.85 ± 0.02	8.19 ± 0.01	7.87 ± 0.01	7.47 ± 0.02	6.57 ± 0.03	... ± ...	0.49	-0.97	D
1988	05:35:14.73	-05:20:29.0	12.88 ± 0.05	11.04 ± 0.04	9.85 ± 0.03	8.50 ± 0.01	7.93 ± 0.01	7.41 ± 0.04	... ± ± ...	0.81	...	D
1989	05:35:17.22	-05:20:27.8	11.63 ± 0.05	10.86 ± 0.05	10.33 ± 0.05	9.74 ± 0.02	9.43 ± 0.02	... ± ± ± ...	0.00	...	D
1990	05:35:53.55	-05:20:27.2	16.52 ± 0.12	15.20 ± 0.10	14.23 ± 0.06	12.39 ± 0.01	11.46 ± 0.01	11.03 ± 0.03	10.48 ± 0.07	... ± ...	0.30	-0.73	D
1991	05:35:05.12	-05:20:24.3	12.34 ± 0.03	11.25 ± 0.03	10.63 ± 0.02	10.09 ± 0.01	9.74 ± 0.01	9.39 ± 0.02	8.51 ± 0.03	... ± ...	0.27	-1.04	D
1992	05:35:01.33	-05:20:22.5	12.20 ± 0.03	10.97 ± 0.03	10.21 ± 0.03	9.77 ± 0.01	9.24 ± 0.01	8.55 ± 0.01	7.27 ± 0.01	... ± ...	0.35	0.04	D
1993	05:35:10.16	-05:20:20.8	13.56 ± 0.02	12.58 ± 0.03	11.96 ± 0.02	10.81 ± 0.01	10.53 ± 0.01	... ± ± ± ...	0.14	...	D
1994	05:34:50.46	-05:20:20.4	11.96 ± 0.02	11.03 ± 0.03	10.44 ± 0.02	9.80 ± 0.01	9.56 ± 0.01	9.28 ± 0.01	8.57 ± 0.02	4.07 ± 0.04	0.08	-1.43	D
1995	05:35:36.20	-05:20:20.4	14.15 ± 0.03	12.46 ± 0.03	11.48 ± 0.02	10.28 ± 0.01	9.91 ± 0.01	9.45 ± 0.01	8.48 ± 0.02	... ± ...	0.77	-0.77	D

Table 1—Continued

Index	R.A. ^a	Decl. ^a	J	H	K_S	[3.6]	[4.5]	[5.8]	[8.0]	[24]	A_K^b	α_{IRAC}^c	Class
1996	05:35:06.76	-05:20:19.1	14.48 ± 0.04	13.66 ± 0.03	13.24 ± 0.03	12.26 ± 0.01	11.98 ± 0.02	... ± ± ± ...	0.08	...	D
1997	05:35:13.30	-05:20:19.1	11.64 ± 0.02	10.15 ± 0.03	9.41 ± 0.02	8.33 ± 0.01	7.83 ± 0.01	7.31 ± 0.02	6.32 ± 0.05	... ± ...	0.69	-0.53	D
1998	05:35:06.17	-05:20:17.1	14.73 ± 0.05	13.21 ± 0.04	12.40 ± 0.03	11.19 ± 0.01	10.65 ± 0.01	9.60 ± 0.02	... ± ± ...	0.68	...	D
1999	05:35:31.39	-05:20:17.1	13.93 ± 0.05	13.13 ± 0.04	12.63 ± 0.03	11.86 ± 0.02	11.60 ± 0.01	... ± ± ± ...	0.00	...	D
2000	05:35:41.67	-05:20:14.7	... ± ± ± ...	12.77 ± 0.01	11.74 ± 0.01	11.20 ± 0.03	... ± ±	D
2001	05:35:09.00	-05:20:11.8	14.52 ± 0.06	13.23 ± 0.05	12.38 ± 0.06	11.12 ± 0.03	10.93 ± 0.03	... ± ± ± ...	0.35	...	D
2002	05:34:55.76	-05:20:10.7	... ± ± ...	13.40 ± 0.02	11.52 ± 0.01	10.72 ± 0.01	10.18 ± 0.03	... ± ±	D
2003	05:35:21.80	-05:20:07.6	... ± ...	15.21 ± 0.10	13.65 ± 0.03	10.15 ± 0.01	9.28 ± 0.01	9.13 ± 0.11	... ± ± ...	0.65	...	D
2004	05:34:45.50	-05:20:06.2	15.00 ± 0.04	14.28 ± 0.05	13.89 ± 0.05	13.26 ± 0.03	12.88 ± 0.02	... ± ± ± ...	0.00	...	D
2005	05:35:26.17	-05:20:06.0	12.05 ± 0.02	10.62 ± 0.03	9.91 ± 0.02	9.01 ± 0.01	8.66 ± 0.01	8.69 ± 0.04	... ± ± ...	0.64	...	D
2006	05:35:14.21	-05:20:04.5	13.52 ± 0.02	11.94 ± 0.03	10.89 ± 0.02	9.52 ± 0.01	9.03 ± 0.01	9.06 ± 0.03	... ± ± ...	0.58	...	D
2007	05:35:07.96	-05:20:03.4	... ± ...	14.53 ± 0.06	12.43 ± 0.02	10.91 ± 0.01	10.21 ± 0.01	... ± ± ± ...	2.53	...	D
2008	05:35:11.87	-05:20:02.1	14.37 ± 0.05	13.25 ± 0.04	12.63 ± 0.03	11.91 ± 0.03	11.64 ± 0.02	... ± ± ± ...	0.31	...	D
2009	05:35:19.60	-05:20:01.5	15.40 ± 0.15	12.50 ± 0.07	10.72 ± 0.04	8.83 ± 0.01	8.13 ± 0.01	7.89 ± 0.02	... ± ± ...	1.71	...	D
2010	05:34:50.15	-05:19:59.9	14.60 ± 0.03	14.12 ± 0.04	13.75 ± 0.04	13.34 ± 0.02	13.10 ± 0.03	... ± ± ± ...	0.00	...	D
2011	05:35:56.76	-05:19:57.8	13.54 ± 0.02	12.83 ± 0.03	12.36 ± 0.02	11.60 ± 0.01	11.12 ± 0.01	10.68 ± 0.05	... ± ± ...	0.00	...	D
2012	05:35:20.31	-05:19:57.7	... ± ± ...	11.32 ± 0.04	8.93 ± 0.01	8.07 ± 0.01	7.77 ± 0.03	... ± ±	D
2013	05:35:33.21	-05:19:57.6	14.09 ± 0.03	12.70 ± 0.03	11.88 ± 0.02	10.84 ± 0.01	10.36 ± 0.01	10.12 ± 0.05	... ± ± ...	0.50	...	D
2014	05:35:41.36	-05:19:56.3	15.68 ± 0.05	14.78 ± 0.05	14.48 ± 0.05	13.67 ± 0.04	13.38 ± 0.03	... ± ± ± ...	0.27	...	D
2015	05:35:10.29	-05:19:56.1	12.97 ± 0.02	11.88 ± 0.03	11.42 ± 0.02	10.62 ± 0.01	10.10 ± 0.01	9.56 ± 0.02	... ± ± ...	0.38	...	D
2016	05:35:06.15	-05:19:55.3	12.98 ± 0.03	11.94 ± 0.04	11.37 ± 0.03	10.72 ± 0.01	10.28 ± 0.01	... ± ± ± ...	0.24	...	D
2017	05:35:13.60	-05:19:54.9	11.05 ± 0.03	9.26 ± 0.03	8.16 ± 0.02	6.89 ± 0.01	6.05 ± 0.01	5.22 ± 0.01	4.37 ± 0.01	... ± ...	0.81	0.06	P
2018	05:35:31.31	-05:19:53.0	... ± ...	14.89 ± 0.09	13.18 ± 0.04	11.68 ± 0.01	11.20 ± 0.01	10.38 ± 0.05	... ± ± ...	2.26	...	D
2019	05:35:10.39	-05:19:52.0	12.91 ± 0.07	11.73 ± 0.07	11.13 ± 0.06	10.56 ± 0.01	10.19 ± 0.01	9.98 ± 0.03	... ± ± ...	0.41	...	D
2020	05:35:14.05	-05:19:51.9	11.44 ± 0.03	10.64 ± 0.04	10.15 ± 0.04	8.99 ± 0.01	8.65 ± 0.01	... ± ± ± ...	0.00	...	D
2021	05:35:07.53	-05:19:50.2	14.34 ± 0.04	12.68 ± 0.03	11.83 ± 0.02	10.40 ± 0.01	9.89 ± 0.01	9.62 ± 0.02	... ± ± ...	0.82	...	D
2022	05:35:36.80	-05:19:47.8	... ± ...	15.20 ± 0.08	14.14 ± 0.04	13.21 ± 0.02	12.67 ± 0.02	... ± ± ± ...	0.53	...	D
2023	05:35:22.71	-05:19:47.8	14.45 ± 0.09	12.29 ± 0.07	11.02 ± 0.04	10.05 ± 0.02	9.80 ± 0.02	... ± ± ± ...	1.15	...	D
2024	05:35:21.72	-05:19:46.4	... ± ...	14.01 ± 0.05	11.91 ± 0.04	9.67 ± 0.01	9.14 ± 0.01	7.61 ± 0.05	... ± ± ...	3.01	...	D
2025	05:35:42.73	-05:19:45.3	16.06 ± 0.09	14.15 ± 0.05	12.75 ± 0.03	10.58 ± 0.01	9.99 ± 0.01	9.53 ± 0.02	8.54 ± 0.02	... ± ...	0.73	-0.53	D
2026	05:34:55.83	-05:19:45.3	13.60 ± 0.03	12.36 ± 0.03	11.70 ± 0.02	10.78 ± 0.01	10.32 ± 0.01	9.62 ± 0.04	... ± ± ...	0.43	...	D
2027	05:36:10.49	-05:19:44.6	11.49 ± 0.02	10.79 ± 0.03	10.59 ± 0.02	10.20 ± 0.01	10.19 ± 0.01	9.99 ± 0.01	10.12 ± 0.04	6.91 ± 0.03	0.09	-2.69	D
2028	05:35:02.73	-05:19:44.3	13.22 ± 0.02	11.71 ± 0.03	10.71 ± 0.02	9.43 ± 0.01	8.85 ± 0.01	8.31 ± 0.01	7.63 ± 0.01	... ± ...	0.51	-0.77	D
2029	05:35:20.17	-05:19:44.1	... ± ...	14.06 ± 0.03	12.36 ± 0.02	10.42 ± 0.02	10.02 ± 0.01	... ± ± ± ...	2.48	...	D
2030	05:35:40.91	-05:19:43.0	... ± ...	15.32 ± 0.08	13.44 ± 0.02	12.13 ± 0.01	11.60 ± 0.01	11.02 ± 0.06	... ± ± ...	2.49	...	D

Table 1—Continued

Index	R.A. ^a	Decl. ^a	J	H	K_S	[3.6]	[4.5]	[5.8]	[8.0]	[24]	A_K^b	α_{IRAC}^c	Class
2031	05:35:09.57	-05:19:42.7	15.86 ± 0.08	14.66 ± 0.05	14.04 ± 0.04	12.33 ± 0.02	11.77 ± 0.02	... ± ± ± ...	0.40	...	P
2032	05:34:10.35	-05:19:39.2	15.55 ± 0.06	14.83 ± 0.06	14.23 ± 0.05	13.30 ± 0.02	12.88 ± 0.02	12.24 ± 0.08	11.33 ± 0.14	... ± ...	0.00	-0.53	D
2033	05:35:08.29	-05:19:37.0	... ± ...	15.23 ± 0.09	14.59 ± 0.07	13.56 ± 0.03	13.15 ± 0.04	... ± ± ± ...	0.00	...	D
2034	05:35:14.23	-05:19:35.9	14.59 ± 0.13	13.30 ± 0.08	12.08 ± 0.06	10.22 ± 0.01	9.85 ± 0.01	... ± ± ± ...	0.08	...	D
2035	05:35:16.59	-05:19:35.7	12.30 ± 0.03	10.85 ± 0.03	10.00 ± 0.02	9.11 ± 0.01	8.63 ± 0.01	7.94 ± 0.03	... ± ± ...	0.55	...	D
2036	05:35:12.68	-05:19:35.5	13.47 ± 0.04	12.11 ± 0.03	11.50 ± 0.02	10.71 ± 0.01	10.37 ± 0.02	... ± ± ± ...	0.63	...	D
2037	05:35:15.39	-05:19:34.4	... ± ± ± ...	12.01 ± 0.02	10.37 ± 0.01	9.21 ± 0.02	... ± ±	P
2038	05:35:09.84	-05:19:34.1	12.04 ± 0.04	10.89 ± 0.04	10.24 ± 0.03	9.54 ± 0.01	9.06 ± 0.01	8.64 ± 0.01	7.97 ± 0.02	... ± ...	0.33	-1.05	D
2039	05:35:30.43	-05:19:34.0	13.64 ± 0.03	11.56 ± 0.04	10.29 ± 0.02	8.49 ± 0.01	8.00 ± 0.01	7.51 ± 0.01	6.73 ± 0.02	... ± ...	1.04	-0.81	D
2040	05:35:08.91	-05:19:33.1	14.20 ± 0.02	13.30 ± 0.03	12.84 ± 0.02	12.15 ± 0.01	11.88 ± 0.03	... ± ± ± ...	0.15	...	D
2041	05:35:10.15	-05:19:31.7	15.25 ± 0.09	13.13 ± 0.04	11.91 ± 0.02	10.49 ± 0.01	9.88 ± 0.01	... ± ± ± ...	1.13	...	D
2042	05:35:19.69	-05:19:29.9	... ± ...	14.70 ± 0.05	12.35 ± 0.02	10.11 ± 0.01	9.34 ± 0.01	... ± ± ± ...	2.85	...	D
2043	05:35:31.57	-05:19:27.4	16.22 ± 0.15	14.33 ± 0.07	13.06 ± 0.04	11.74 ± 0.02	11.31 ± 0.01	... ± ± ± ...	0.81	...	D
2044	05:35:20.71	-05:19:26.3	... ± ...	14.87 ± 0.14	11.99 ± 0.04	8.58 ± 0.01	7.58 ± 0.01	6.51 ± 0.01	5.29 ± 0.03	... ± ...	3.43	0.95	P
2045	05:35:11.86	-05:19:26.0	11.03 ± 0.03	9.73 ± 0.04	8.99 ± 0.02	8.01 ± 0.01	7.47 ± 0.01	6.77 ± 0.01	5.58 ± 0.01	... ± ...	0.45	-0.03	D
2046	05:35:26.50	-05:19:18.6	... ± ...	15.58 ± 0.12	12.78 ± 0.02	10.32 ± 0.01	9.36 ± 0.01	8.89 ± 0.03	... ± ± ...	3.35	...	D
2047	05:34:54.76	-05:19:18.5	16.09 ± 0.09	15.08 ± 0.08	14.32 ± 0.07	13.11 ± 0.02	12.43 ± 0.02	... ± ± ± ...	0.06	...	P
2048	05:35:47.61	-05:19:14.5	12.97 ± 0.02	11.74 ± 0.03	11.00 ± 0.02	10.16 ± 0.01	9.68 ± 0.01	9.25 ± 0.01	8.21 ± 0.05	... ± ...	0.37	-0.62	D
2049	05:35:08.30	-05:19:13.9	14.71 ± 0.08	13.72 ± 0.06	13.07 ± 0.04	12.17 ± 0.02	11.77 ± 0.02	... ± ± ± ...	0.12	...	D
2050	05:35:11.61	-05:19:12.4	... ± ...	12.67 ± 0.06	11.87 ± 0.04	10.44 ± 0.01	9.89 ± 0.01	... ± ± ± ...	0.00	...	P
2051	05:35:24.63	-05:19:09.3	12.06 ± 0.03	10.92 ± 0.04	10.30 ± 0.03	9.43 ± 0.01	8.99 ± 0.01	9.01 ± 0.06	... ± ± ...	0.34	...	D
2052	05:35:45.30	-05:19:08.6	15.41 ± 0.05	13.79 ± 0.03	12.89 ± 0.02	11.74 ± 0.01	11.39 ± 0.01	10.45 ± 0.03	... ± ± ...	0.75	...	D
2053	05:35:26.74	-05:19:02.7	15.97 ± 0.09	13.90 ± 0.05	12.75 ± 0.04	11.56 ± 0.01	11.16 ± 0.01	... ± ± ± ...	1.14	...	D
2054	05:35:10.07	-05:19:02.5	14.73 ± 0.02	13.69 ± 0.03	12.88 ± 0.02	11.77 ± 0.01	11.35 ± 0.01	... ± ± ± ...	0.08	...	D
2055	05:35:28.41	-05:19:01.9	13.32 ± 0.03	12.68 ± 0.04	12.30 ± 0.04	11.80 ± 0.03	11.31 ± 0.02	... ± ± ± ...	0.00	...	D
2056	05:35:16.74	-05:19:01.3	14.36 ± 0.06	12.35 ± 0.06	11.11 ± 0.05	9.91 ± 0.01	9.33 ± 0.01	8.79 ± 0.05	... ± ± ...	0.99	...	D
2057	05:35:03.96	-05:19:00.0	13.27 ± 0.03	12.24 ± 0.03	11.74 ± 0.02	10.96 ± 0.01	10.52 ± 0.01	10.10 ± 0.01	9.25 ± 0.03	... ± ...	0.29	-0.89	D
2058	05:35:27.93	-05:18:59.8	... ± ± ± ...	9.35 ± 0.01	8.90 ± 0.01	8.22 ± 0.02	7.60 ± 0.11	... ±	-0.77	D
2059	05:35:09.82	-05:18:58.1	... ± ...	14.95 ± 0.06	13.78 ± 0.04	12.19 ± 0.02	11.40 ± 0.01	... ± ± ± ...	0.00	...	P
2060	05:35:22.10	-05:18:57.7	... ± ± ...	13.85 ± 0.03	10.83 ± 0.02	9.65 ± 0.01	8.90 ± 0.05	... ± ±	P
2061	05:35:13.57	-05:18:57.0	14.96 ± 0.02	13.07 ± 0.03	12.09 ± 0.02	11.26 ± 0.02	10.72 ± 0.01	... ± ± ± ...	1.01	...	D
2062	05:35:28.12	-05:18:57.0	13.50 ± 0.03	11.19 ± 0.06	9.68 ± 0.04	8.11 ± 0.01	7.60 ± 0.01	7.20 ± 0.01	6.62 ± 0.02	... ± ...	1.18	-1.14	D
2063	05:35:23.51	-05:18:56.8	11.99 ± 0.02	11.12 ± 0.03	10.79 ± 0.02	10.21 ± 0.01	9.99 ± 0.01	8.83 ± 0.04	... ± ± ...	0.21	...	D
2064	05:35:31.24	-05:18:55.6	10.78 ± 0.02	10.00 ± 0.03	9.50 ± 0.02	8.78 ± 0.01	8.42 ± 0.01	8.17 ± 0.01	7.54 ± 0.01	... ± ...	0.00	-1.43	D
2065	05:35:24.09	-05:18:54.3	... ± ...	15.00 ± 0.07	13.32 ± 0.02	12.12 ± 0.04	11.46 ± 0.02	... ± ± ± ...	1.62	...	D

Table 1—Continued

Index	R.A. ^a	Decl. ^a	J	H	K_S	[3.6]	[4.5]	[5.8]	[8.0]	[24]	A_K^b	α_{IRAC}^c	Class
2066	05:35:29.86	-05:18:53.0	16.39 ± 0.12	13.77 ± 0.05	12.20 ± 0.03	10.49 ± 0.01	9.87 ± 0.01	9.06 ± 0.03	... ± ± ...	1.53	...	D
2067	05:35:29.45	-05:18:45.8	14.22 ± 0.03	12.19 ± 0.04	10.83 ± 0.02	8.61 ± 0.01	7.98 ± 0.01	7.24 ± 0.01	6.07 ± 0.01	... ± ...	0.91	0.07	D
2068	05:35:02.17	-05:18:45.4	16.40 ± 0.12	14.75 ± 0.07	13.72 ± 0.04	12.78 ± 0.01	12.36 ± 0.01	12.20 ± 0.05	... ± ± ...	0.68	...	D
2069	05:35:16.69	-05:18:45.2	... ± ± ...	13.41 ± 0.08	9.82 ± 0.01	8.53 ± 0.01	7.65 ± 0.02	7.06 ± 0.04	... ±	0.29	P
2070	05:34:20.52	-05:18:44.7	14.05 ± 0.03	12.44 ± 0.03	11.42 ± 0.02	10.13 ± 0.01	9.73 ± 0.01	9.13 ± 0.01	8.45 ± 0.03	5.53 ± 0.02	0.64	-0.87	D
2071	05:34:49.97	-05:18:44.3	8.78 ± 0.02	8.00 ± 0.04	7.30 ± 0.02	6.02 ± 0.01	5.52 ± 0.01	5.10 ± 0.01	4.44 ± 0.01	2.79 ± 0.01	0.00	-1.03	D
2072	05:35:14.65	-05:18:43.3	16.49 ± 0.13	14.03 ± 0.06	12.68 ± 0.05	11.10 ± 0.01	10.69 ± 0.02	... ± ± ± ...	1.48	...	D
2073	05:35:12.02	-05:18:40.8	... ± ± ...	13.99 ± 0.03	11.84 ± 0.01	10.80 ± 0.01	9.76 ± 0.03	... ± ±	P
2074	05:35:23.74	-05:18:39.8	12.60 ± 0.03	11.60 ± 0.04	11.04 ± 0.03	9.88 ± 0.01	9.48 ± 0.01	8.94 ± 0.04	... ± ± ...	0.21	...	D
2075	05:35:34.41	-05:18:38.5	15.70 ± 0.08	13.61 ± 0.04	12.42 ± 0.03	11.03 ± 0.01	10.51 ± 0.01	... ± ± ± ...	1.13	...	D
2076	05:35:18.61	-05:18:35.0	14.19 ± 0.03	12.77 ± 0.03	11.96 ± 0.02	11.05 ± 0.03	10.82 ± 0.02	... ± ± ± ...	0.55	...	D
2077	05:35:17.88	-05:18:35.0	13.63 ± 0.02	11.21 ± 0.03	9.98 ± 0.02	8.88 ± 0.01	8.57 ± 0.01	8.26 ± 0.03	... ± ...	2.21 ± 0.04	1.52	...	D
2078	05:35:11.78	-05:18:34.9	15.26 ± 0.03	13.14 ± 0.03	12.11 ± 0.02	11.01 ± 0.01	10.54 ± 0.01	9.64 ± 0.03	... ± ± ...	1.29	...	D
2079	05:35:10.21	-05:18:33.6	15.29 ± 0.08	13.41 ± 0.05	12.26 ± 0.03	11.07 ± 0.02	10.80 ± 0.02	... ± ± ± ...	0.88	...	D
2080	05:35:49.86	-05:18:30.8	12.76 ± 0.02	11.59 ± 0.03	10.84 ± 0.02	9.87 ± 0.01	9.18 ± 0.01	8.79 ± 0.01	7.80 ± 0.01	4.35 ± 0.02	0.28	-0.53	D
2081	05:36:26.28	-05:18:29.9	13.41 ± 0.02	12.72 ± 0.03	12.40 ± 0.02	11.78 ± 0.01	11.49 ± 0.01	11.19 ± 0.02	10.39 ± 0.02	6.75 ± 0.03	0.00	0.25	D
2082	05:35:03.15	-05:18:29.9	12.70 ± 0.02	11.79 ± 0.03	11.50 ± 0.02	10.99 ± 0.01	10.78 ± 0.01	10.61 ± 0.02	... ± ± ...	0.29	...	D
2083	05:36:19.03	-05:18:28.6	14.16 ± 0.02	13.59 ± 0.04	13.27 ± 0.03	12.92 ± 0.01	12.72 ± 0.01	12.50 ± 0.05	11.95 ± 0.08	8.27 ± 0.09	0.00	-1.73	D
2084	05:35:07.97	-05:18:26.4	14.77 ± 0.02	13.66 ± 0.03	13.07 ± 0.02	12.20 ± 0.04	11.84 ± 0.03	... ± ± ± ...	0.31	...	D
2085	05:35:14.41	-05:18:24.8	15.46 ± 0.08	13.41 ± 0.04	12.32 ± 0.03	11.19 ± 0.01	10.71 ± 0.01	... ± ± ± ...	1.16	...	D
2086	05:35:02.07	-05:18:22.6	12.97 ± 0.02	11.88 ± 0.03	11.43 ± 0.02	10.84 ± 0.01	10.60 ± 0.01	10.25 ± 0.01	9.59 ± 0.02	... ± ...	0.38	-1.39	D
2087	05:35:17.48	-05:18:22.6	15.94 ± 0.08	13.16 ± 0.04	11.60 ± 0.03	10.21 ± 0.01	9.44 ± 0.01	9.07 ± 0.04	... ± ± ...	1.73	...	D
2088	05:35:32.83	-05:18:19.6	13.96 ± 0.03	12.42 ± 0.03	11.70 ± 0.02	10.83 ± 0.01	10.53 ± 0.01	9.57 ± 0.03	... ± ± ...	0.78	...	D
2089	05:35:27.51	-05:18:19.0	14.84 ± 0.04	13.02 ± 0.03	12.15 ± 0.02	11.23 ± 0.01	10.88 ± 0.01	... ± ± ± ...	1.02	...	D
2090	05:35:29.15	-05:18:18.0	14.76 ± 0.04	13.67 ± 0.03	13.09 ± 0.02	12.49 ± 0.02	11.94 ± 0.03	... ± ± ± ...	0.30	...	D
2091	05:35:17.09	-05:18:13.9	... ± ± ...	15.08 ± 0.11	11.51 ± 0.02	10.26 ± 0.01	9.37 ± 0.05	... ± ±	P
2092	05:34:47.21	-05:18:09.7	14.53 ± 0.04	13.90 ± 0.06	13.60 ± 0.04	13.23 ± 0.03	13.02 ± 0.02	... ± ± ± ...	0.00	...	D
2093	05:35:16.34	-05:18:09.0	15.38 ± 0.04	13.27 ± 0.03	12.25 ± 0.02	11.11 ± 0.01	10.68 ± 0.01	10.14 ± 0.04	... ± ± ...	1.27	...	D
2094	05:35:22.22	-05:18:08.9	13.28 ± 0.03	12.51 ± 0.03	12.01 ± 0.03	11.25 ± 0.02	11.00 ± 0.02	... ± ± ± ...	0.00	...	D
2095	05:35:46.21	-05:18:08.5	12.19 ± 0.03	... ± ...	10.86 ± 0.03	10.39 ± 0.01	10.02 ± 0.01	9.80 ± 0.02	9.03 ± 0.05	... ±	-1.32	D
2096	05:35:30.70	-05:18:07.2	12.42 ± 0.02	11.35 ± 0.03	10.91 ± 0.02	10.31 ± 0.01	9.81 ± 0.01	9.34 ± 0.02	... ± ± ...	0.37	...	D
2097	05:35:26.92	-05:18:06.8	14.10 ± 0.03	12.64 ± 0.03	11.90 ± 0.02	11.07 ± 0.01	10.57 ± 0.01	10.44 ± 0.08	... ± ± ...	0.66	...	D
2098	05:35:18.70	-05:18:02.0	13.04 ± 0.04	11.74 ± 0.05	10.97 ± 0.03	10.13 ± 0.01	9.90 ± 0.01	9.46 ± 0.03	... ± ± ...	0.44	...	D
2099	05:35:11.45	-05:17:57.1	15.29 ± 0.05	13.10 ± 0.03	11.80 ± 0.02	10.38 ± 0.01	9.90 ± 0.01	... ± ± ± ...	1.19	...	D
2100	05:35:26.46	-05:17:56.6	12.36 ± 0.05	10.87 ± 0.05	... ± ...	9.11 ± 0.01	8.66 ± 0.01	8.21 ± 0.01	7.25 ± 0.04	... ±	-0.72	D

Table 1—Continued

Index	R.A. ^a	Decl. ^a	J	H	K_S	[3.6]	[4.5]	[5.8]	[8.0]	[24]	A_K ^b	α_{IRAC} ^c	Class
2101	05:35:29.42	-05:17:55.3	14.26 ± 0.03	13.07 ± 0.04	12.42 ± 0.03	11.44 ± 0.02	10.98 ± 0.03	... ± ± ± ...	0.38	...	D
2102	05:35:03.22	-05:17:53.3	13.34 ± 0.03	12.33 ± 0.03	11.72 ± 0.02	10.73 ± 0.01	10.33 ± 0.01	10.23 ± 0.02	... ± ± ...	0.16	...	D
2103	05:35:12.28	-05:17:49.8	16.02 ± 0.09	14.78 ± 0.06	14.02 ± 0.05	12.73 ± 0.03	12.30 ± 0.03	... ± ± ± ...	0.35	...	D
2104	05:35:15.64	-05:17:47.0	12.72 ± 0.03	10.93 ± 0.03	10.03 ± 0.02	8.82 ± 0.01	8.52 ± 0.01	8.23 ± 0.01	7.61 ± 0.02	3.26 ± 0.02	0.95	-1.45	D
2105	05:35:11.37	-05:17:46.3	15.54 ± 0.05	13.87 ± 0.03	13.00 ± 0.02	11.80 ± 0.01	11.42 ± 0.01	... ± ± ± ...	0.82	...	D
2106	05:35:19.66	-05:17:46.2	... ± ± ± ...	11.35 ± 0.04	10.18 ± 0.01	8.93 ± 0.05	... ± ±	P
2107	05:35:13.55	-05:17:45.9	... ± ...	14.89 ± 0.06	12.21 ± 0.02	9.99 ± 0.01	9.18 ± 0.01	8.57 ± 0.01	7.57 ± 0.02	... ± ...	3.51	-0.09	D
2108	05:35:22.96	-05:17:45.1	... ± ...	14.17 ± 0.05	11.79 ± 0.03	10.04 ± 0.01	9.51 ± 0.01	8.50 ± 0.03	... ± ± ...	3.71	...	D
2109	05:35:18.21	-05:17:44.9	14.07 ± 0.02	12.10 ± 0.03	10.92 ± 0.02	9.45 ± 0.01	8.92 ± 0.01	8.42 ± 0.01	7.70 ± 0.04	4.07 ± 0.03	0.99	-0.83	D
2110	05:35:16.26	-05:17:43.9	14.01 ± 0.03	12.46 ± 0.03	11.74 ± 0.03	10.85 ± 0.01	10.54 ± 0.01	... ± ± ± ...	0.79	...	D
2111	05:35:04.76	-05:17:42.2	11.53 ± 0.02	10.10 ± 0.03	9.34 ± 0.02	8.24 ± 0.01	7.83 ± 0.01	7.52 ± 0.01	7.09 ± 0.05	... ± ...	0.60	-1.53	D
2112	05:35:22.34	-05:17:32.7	14.60 ± 0.05	13.03 ± 0.04	12.22 ± 0.04	10.96 ± 0.02	10.71 ± 0.03	... ± ± ± ...	0.73	...	D
2113	05:35:13.49	-05:17:31.3	13.05 ± 0.02	11.69 ± 0.03	11.19 ± 0.03	10.84 ± 0.01	10.50 ± 0.01	10.28 ± 0.02	... ± ± ...	0.70	...	D
2114	05:35:13.16	-05:17:30.5	... ± ...	13.93 ± 0.06	12.24 ± 0.03	10.65 ± 0.01	10.03 ± 0.01	9.45 ± 0.01	8.67 ± 0.03	... ± ...	1.76	-0.57	D
2115	05:35:18.78	-05:17:29.1	11.22 ± 0.02	9.39 ± 0.03	7.90 ± 0.02	6.61 ± 0.01	5.94 ± 0.01	5.09 ± 0.01	4.54 ± 0.01	... ± ...	0.57	-0.40	D
2116	05:35:03.23	-05:17:26.5	15.64 ± 0.11	14.01 ± 0.07	12.98 ± 0.05	11.96 ± 0.02	11.64 ± 0.02	... ± ± ± ...	0.65	...	D
2117	05:33:28.51	-05:17:26.0	11.92 ± 0.02	11.14 ± 0.02	10.80 ± 0.02	10.39 ± 0.01	10.22 ± 0.01	10.07 ± 0.01	9.27 ± 0.01	5.75 ± 0.02	0.07	-1.58	D
2118	05:35:16.59	-05:17:23.2	13.25 ± 0.03	11.38 ± 0.03	10.48 ± 0.02	9.36 ± 0.01	8.87 ± 0.01	8.39 ± 0.01	7.78 ± 0.04	... ± ...	1.05	-1.02	D
2119	05:35:06.48	-05:17:22.1	14.53 ± 0.04	12.64 ± 0.03	11.69 ± 0.02	10.81 ± 0.01	10.50 ± 0.01	9.51 ± 0.04	7.82 ± 0.05	... ± ...	1.05	0.68	D
2120	05:35:18.17	-05:17:21.8	... ± ...	13.92 ± 0.07	12.47 ± 0.05	11.33 ± 0.01	10.79 ± 0.02	... ± ± ± ...	1.46	...	D
2121	05:34:54.37	-05:17:20.9	12.95 ± 0.02	12.31 ± 0.03	12.04 ± 0.02	11.68 ± 0.01	11.44 ± 0.01	11.24 ± 0.06	... ± ± ...	0.00	...	D
2122	05:35:11.20	-05:17:20.7	12.39 ± 0.02	10.99 ± 0.03	10.25 ± 0.02	9.28 ± 0.01	8.92 ± 0.01	8.51 ± 0.01	7.63 ± 0.02	... ± ...	0.57	-0.95	D
2123	05:35:28.02	-05:17:19.9	12.42 ± 0.02	11.63 ± 0.03	11.33 ± 0.02	10.86 ± 0.01	10.49 ± 0.01	9.80 ± 0.04	... ± ± ...	0.11	...	D
2124	05:35:50.03	-05:17:18.3	15.03 ± 0.04	14.10 ± 0.04	13.51 ± 0.03	12.72 ± 0.01	12.15 ± 0.01	11.70 ± 0.05	10.82 ± 0.09	6.14 ± 0.04	0.08	-0.68	D
2125	05:35:21.63	-05:17:17.1	13.24 ± 0.03	11.77 ± 0.04	10.54 ± 0.03	9.20 ± 0.01	8.68 ± 0.01	7.97 ± 0.01	7.07 ± 0.02	... ± ...	0.31	-0.36	D
2126	05:35:16.75	-05:17:16.8	13.47 ± 0.03	12.50 ± 0.04	12.02 ± 0.03	11.44 ± 0.02	11.22 ± 0.02	... ± ± ± ...	0.23	...	D
2127	05:34:53.74	-05:17:14.8	16.13 ± 0.09	14.81 ± 0.06	14.16 ± 0.05	13.28 ± 0.04	12.85 ± 0.04	... ± ± ± ...	0.54	...	D
2128	05:35:20.40	-05:17:14.0	12.15 ± 0.02	10.80 ± 0.03	10.07 ± 0.02	9.12 ± 0.01	8.72 ± 0.01	8.57 ± 0.02	8.05 ± 0.09	... ± ...	0.52	-1.67	D
2129	05:36:32.13	-05:17:13.1	12.33 ± 0.02	11.33 ± 0.03	10.67 ± 0.02	9.69 ± 0.01	9.31 ± 0.01	8.93 ± 0.01	7.93 ± 0.01	5.65 ± 0.01	0.11	-0.85	D
2130	05:34:50.09	-05:17:12.1	13.33 ± 0.03	12.37 ± 0.03	11.82 ± 0.02	11.24 ± 0.01	10.97 ± 0.01	10.72 ± 0.03	10.04 ± 0.08	... ± ...	0.15	-1.47	D
2131	05:35:54.14	-05:17:10.3	13.59 ± 0.02	12.71 ± 0.03	12.25 ± 0.02	11.57 ± 0.01	11.26 ± 0.03	10.86 ± 0.06	... ± ± ...	0.12	...	D
2132	05:35:27.44	-05:17:09.9	11.31 ± 0.03	10.17 ± 0.04	9.45 ± 0.03	8.38 ± 0.01	7.99 ± 0.01	7.49 ± 0.01	6.99 ± 0.03	... ± ...	0.27	-1.22	D
2133	05:35:10.06	-05:17:06.9	14.52 ± 0.02	12.93 ± 0.03	11.96 ± 0.02	10.67 ± 0.01	9.93 ± 0.01	9.37 ± 0.02	8.64 ± 0.05	... ± ...	0.64	-0.53	D
2134	05:35:19.56	-05:17:02.9	13.62 ± 0.03	11.25 ± 0.03	10.03 ± 0.02	9.30 ± 0.01	9.04 ± 0.01	8.75 ± 0.01	8.28 ± 0.09	... ± ...	1.47	-1.67	D
2135	05:35:16.88	-05:17:02.7	13.36 ± 0.02	11.64 ± 0.03	10.74 ± 0.02	9.79 ± 0.01	9.26 ± 0.01	8.73 ± 0.01	7.68 ± 0.04	... ± ...	0.88	-0.42	D

Table 1—Continued

Index	R.A. ^a	Decl. ^a	J	H	K_S	[3.6]	[4.5]	[5.8]	[8.0]	[24]	A_K^b	α_{IRAC}^c	Class
2136	05:34:54.91	-05:17:01.9	11.49 ± 0.02	10.16 ± 0.03	9.30 ± 0.02	8.12 ± 0.01	7.65 ± 0.01	7.36 ± 0.01	6.73 ± 0.01	3.23 ± 0.02	0.40	-1.28	D
2137	05:34:58.83	-05:17:01.2	16.04 ± 0.09	14.68 ± 0.07	13.79 ± 0.05	12.52 ± 0.04	12.31 ± 0.03	... ± ± ± ...	0.42	...	D
2138	05:35:24.48	-05:16:59.4	11.80 ± 0.02	10.76 ± 0.03	10.25 ± 0.02	9.11 ± 0.01	8.96 ± 0.01	8.23 ± 0.03	... ± ± ...	0.30	...	D
2139	05:35:38.72	-05:16:58.9	13.66 ± 0.02	12.48 ± 0.03	11.71 ± 0.02	10.51 ± 0.01	10.14 ± 0.01	... ± ± ± ...	0.28	...	D
2140	05:35:31.61	-05:16:57.9	12.98 ± 0.03	11.68 ± 0.03	11.07 ± 0.02	10.38 ± 0.01	9.90 ± 0.01	9.62 ± 0.01	8.83 ± 0.05	... ± ...	0.55	-1.10	D
2141	05:35:15.96	-05:16:57.5	12.58 ± 0.02	11.50 ± 0.03	11.06 ± 0.02	10.57 ± 0.01	10.23 ± 0.01	9.98 ± 0.02	9.44 ± 0.08	... ± ...	0.39	-1.56	D
2142	05:35:17.43	-05:16:57.1	14.53 ± 0.03	13.64 ± 0.03	13.09 ± 0.02	12.56 ± 0.03	12.13 ± 0.02	... ± ± ± ...	0.05	...	D
2143	05:34:51.20	-05:16:54.8	12.43 ± 0.02	11.17 ± 0.03	10.57 ± 0.02	9.69 ± 0.01	9.20 ± 0.01	8.66 ± 0.01	7.80 ± 0.03	... ± ...	0.51	-0.66	D
2144	05:35:09.17	-05:16:51.3	14.78 ± 0.04	13.66 ± 0.04	13.15 ± 0.04	12.46 ± 0.02	12.11 ± 0.02	... ± ± ± ...	0.39	...	D
2145	05:35:14.61	-05:16:45.8	13.07 ± 0.03	12.12 ± 0.03	11.64 ± 0.03	11.05 ± 0.01	10.68 ± 0.02	10.10 ± 0.03	... ± ± ...	0.20	...	D
2146	05:35:26.71	-05:16:45.1	13.01 ± 0.02	12.18 ± 0.03	11.79 ± 0.02	11.05 ± 0.02	10.87 ± 0.03	... ± ± ± ...	0.10	...	D
2147	05:35:17.95	-05:16:45.0	13.15 ± 0.03	11.65 ± 0.03	11.01 ± 0.02	10.27 ± 0.01	9.84 ± 0.01	9.36 ± 0.01	8.69 ± 0.04	... ± ...	0.78	-1.01	D
2148	05:35:19.27	-05:16:44.4	12.95 ± 0.02	12.04 ± 0.03	11.46 ± 0.02	11.01 ± 0.01	10.46 ± 0.01	10.31 ± 0.04	... ± ± ...	0.08	...	D
2149	05:35:09.10	-05:16:44.1	16.10 ± 0.11	14.37 ± 0.05	13.50 ± 0.03	12.30 ± 0.01	11.97 ± 0.02	10.77 ± 0.04	... ± ± ...	0.90	...	D
2150	05:35:24.72	-05:16:40.8	14.16 ± 0.02	11.69 ± 0.03	10.32 ± 0.02	8.96 ± 0.01	8.33 ± 0.01	8.03 ± 0.02	7.43 ± 0.09	... ± ...	1.48	-1.14	D
2151	05:35:32.94	-05:16:39.8	14.51 ± 0.05	13.58 ± 0.05	13.21 ± 0.03	12.97 ± 0.02	12.45 ± 0.05	... ± ± ± ...	0.23	...	D
2152	05:35:31.76	-05:16:39.7	13.29 ± 0.03	12.24 ± 0.04	11.80 ± 0.03	10.99 ± 0.01	10.60 ± 0.02	... ± ± ± ...	0.36	...	D
2153	05:35:31.54	-05:16:36.9	12.65 ± 0.05	11.62 ± 0.06	10.95 ± 0.05	9.85 ± 0.01	9.09 ± 0.01	8.51 ± 0.01	7.54 ± 0.03	... ± ...	0.16	-0.23	D
2154	05:35:18.57	-05:16:34.9	... ± ± ...	9.82 ± 0.07	9.14 ± 0.01	8.71 ± 0.01	8.38 ± 0.01	7.52 ± 0.03	3.56 ± 0.03	...	-1.01	D
2155	05:35:18.18	-05:16:33.5	13.03 ± 0.10	... ± ...	11.69 ± 0.03	10.97 ± 0.01	10.46 ± 0.01	9.93 ± 0.03	8.75 ± 0.08	... ±	-0.30	D
2156	05:35:12.54	-05:16:33.1	13.90 ± 0.02	11.39 ± 0.03	9.88 ± 0.02	8.41 ± 0.01	7.89 ± 0.01	7.30 ± 0.01	6.47 ± 0.02	2.70 ± 0.03	1.42	-0.61	D
2157	05:34:50.47	-05:16:29.6	14.20 ± 0.04	13.57 ± 0.05	13.22 ± 0.04	12.64 ± 0.03	12.47 ± 0.03	... ± ± ± ...	0.00	...	D
2158	05:35:50.76	-05:16:29.2	11.36 ± 0.02	10.48 ± 0.03	10.06 ± 0.02	9.27 ± 0.01	8.90 ± 0.01	8.60 ± 0.01	7.48 ± 0.01	3.74 ± 0.01	0.15	-0.82	D
2159	05:35:03.31	-05:16:22.5	14.10 ± 0.02	12.38 ± 0.03	11.61 ± 0.02	10.97 ± 0.01	10.58 ± 0.01	10.04 ± 0.02	8.93 ± 0.05	... ± ...	0.97	-0.48	D
2160	05:35:16.56	-05:16:20.7	15.94 ± 0.07	14.35 ± 0.04	13.54 ± 0.04	12.52 ± 0.01	12.11 ± 0.03	11.27 ± 0.04	... ± ± ...	0.77	...	D
2161	05:35:31.96	-05:16:19.9	12.81 ± 0.03	11.76 ± 0.03	11.23 ± 0.02	10.17 ± 0.01	9.90 ± 0.01	9.45 ± 0.02	8.38 ± 0.03	... ± ...	0.28	-0.76	D
2162	05:35:28.92	-05:16:18.3	11.16 ± 0.02	10.13 ± 0.03	9.39 ± 0.02	8.55 ± 0.01	8.19 ± 0.01	7.79 ± 0.01	7.01 ± 0.03	... ± ...	0.09	-1.07	D
2163	05:35:47.00	-05:16:13.8	15.51 ± 0.05	14.78 ± 0.07	14.22 ± 0.06	13.59 ± 0.03	13.29 ± 0.05	... ± ± ± ...	0.00	...	D
2164	05:35:22.66	-05:16:13.6	13.20 ± 0.02	12.00 ± 0.03	11.41 ± 0.02	10.45 ± 0.01	10.26 ± 0.02	... ± ± ± ...	0.44	...	D
2165	05:35:17.95	-05:16:13.6	11.49 ± 0.04	9.97 ± 0.05	8.86 ± 0.03	7.46 ± 0.01	6.80 ± 0.01	6.10 ± 0.01	5.39 ± 0.01	2.60 ± 0.01	0.46	-0.44	D
2166	05:35:17.54	-05:16:12.7	13.92 ± 0.11	12.48 ± 0.18	11.23 ± 0.08	9.87 ± 0.01	9.09 ± 0.01	8.70 ± 0.01	... ± ± ...	0.25	...	D
2167	05:35:26.38	-05:16:12.3	13.42 ± 0.03	11.95 ± 0.04	11.16 ± 0.02	10.20 ± 0.01	9.66 ± 0.01	... ± ± ± ...	0.63	...	D
2168	05:35:19.42	-05:16:07.9	14.11 ± 0.03	13.11 ± 0.03	12.55 ± 0.02	12.01 ± 0.01	11.82 ± 0.02	... ± ± ± ...	0.19	...	D
2169	05:35:33.18	-05:16:05.1	12.07 ± 0.03	10.62 ± 0.04	9.85 ± 0.05	8.82 ± 0.01	8.50 ± 0.01	7.47 ± 0.01	6.08 ± 0.04	... ± ...	0.60	0.42	D
2170	05:35:11.07	-05:16:01.6	16.25 ± 0.09	13.98 ± 0.03	12.97 ± 0.02	12.10 ± 0.01	11.64 ± 0.01	11.45 ± 0.05	... ± ± ...	1.49	...	D

Table 1—Continued

Index	R.A. ^a	Decl. ^a	J	H	K_S	[3.6]	[4.5]	[5.8]	[8.0]	[24]	A_K^b	α_{IRAC}^c	Class
2171	05:35:03.56	-05:16:00.3	14.50 ± 0.04	13.46 ± 0.04	12.89 ± 0.02	12.03 ± 0.01	11.51 ± 0.01	10.95 ± 0.04	... ± ± ...	0.23	...	D
2172	05:35:20.17	-05:15:59.0	14.59 ± 0.03	12.61 ± 0.04	11.56 ± 0.03	10.90 ± 0.01	10.48 ± 0.01	9.97 ± 0.02	9.05 ± 0.05	... ± ...	1.09	-0.71	D
2173	05:35:00.22	-05:15:59.0	14.11 ± 0.02	12.81 ± 0.03	12.20 ± 0.02	11.53 ± 0.01	11.24 ± 0.01	10.73 ± 0.02	9.73 ± 0.05	... ± ...	0.54	-0.75	D
2174	05:35:12.86	-05:15:48.9	15.06 ± 0.04	14.28 ± 0.04	13.81 ± 0.04	13.41 ± 0.03	13.05 ± 0.05	... ± ± ± ...	0.00	...	D
2175	05:35:15.25	-05:15:47.9	14.49 ± 0.03	13.37 ± 0.03	12.79 ± 0.02	12.00 ± 0.01	11.67 ± 0.01	10.59 ± 0.03	... ± ± ...	0.33	...	D
2176	05:30:00.75	-05:15:45.2	15.96 ± 0.10	14.98 ± 0.12	14.60 ± 0.10	13.95 ± 0.01	13.77 ± 0.02	13.49 ± 0.06	12.53 ± 0.05	... ± ...	0.31	-1.21	D
2177	05:35:27.04	-05:15:44.5	12.75 ± 0.02	11.76 ± 0.03	11.16 ± 0.02	10.15 ± 0.01	9.52 ± 0.01	9.07 ± 0.03	7.79 ± 0.09	... ± ...	0.15	-0.18	D
2178	05:35:16.97	-05:15:44.2	12.49 ± 0.02	11.32 ± 0.03	10.67 ± 0.02	9.79 ± 0.01	9.43 ± 0.01	8.87 ± 0.01	8.15 ± 0.06	4.05 ± 0.02	0.35	-0.91	D
2179	05:35:35.58	-05:15:43.1	11.79 ± 0.02	10.95 ± 0.03	10.56 ± 0.02	9.71 ± 0.01	9.35 ± 0.02	... ± ± ± ...	0.11	...	D
2180	05:35:12.71	-05:15:43.0	14.93 ± 0.06	13.96 ± 0.07	13.36 ± 0.05	12.74 ± 0.02	12.34 ± 0.03	... ± ± ± ...	0.13	...	D
2181	05:35:46.21	-05:15:39.6	12.57 ± 0.02	11.38 ± 0.03	10.72 ± 0.02	9.92 ± 0.01	9.66 ± 0.01	9.38 ± 0.01	9.00 ± 0.07	... ± ...	0.37	-1.77	D
2182	05:35:17.96	-05:15:38.7	13.23 ± 0.05	12.30 ± 0.05	11.71 ± 0.05	11.32 ± 0.01	10.81 ± 0.02	... ± ± ± ...	0.09	...	D
2183	05:35:16.31	-05:15:38.0	11.95 ± 0.02	10.84 ± 0.03	10.31 ± 0.02	9.69 ± 0.01	9.47 ± 0.01	9.16 ± 0.01	8.31 ± 0.07	... ± ...	0.36	-1.25	D
2184	05:35:25.23	-05:15:35.7	11.79 ± 0.03	10.70 ± 0.04	10.01 ± 0.02	8.59 ± 0.01	7.93 ± 0.01	7.14 ± 0.01	6.07 ± 0.06	... ± ...	0.23	0.07	D
2185	05:35:45.61	-05:15:35.6	... ± ± ± ...	13.58 ± 0.03	... ± ± ± ...	4.84 ± 0.03	D
2186	05:35:19.80	-05:15:35.2	... ± ...	15.80 ± 0.17	12.36 ± 0.05	9.34 ± 0.01	8.10 ± 0.01	7.17 ± 0.01	6.38 ± 0.02	... ± ...	3.99	0.53	D
2187	05:35:19.47	-05:15:32.7	... ± ± ± ± ...	9.52 ± 0.01	8.09 ± 0.01	7.13 ± 0.03	1.82 ± 0.01	P
2188	05:35:17.88	-05:15:32.6	11.60 ± 0.03	10.21 ± 0.04	9.51 ± 0.02	8.63 ± 0.01	8.15 ± 0.01	7.80 ± 0.01	7.14 ± 0.02	... ± ...	0.60	-1.16	D
2189	05:34:21.90	-05:15:30.3	14.19 ± 0.03	13.19 ± 0.03	12.62 ± 0.02	11.68 ± 0.01	11.26 ± 0.01	10.77 ± 0.02	9.88 ± 0.04	6.01 ± 0.03	0.19	-0.77	D
2190	05:35:10.98	-05:15:21.4	16.49 ± 0.15	13.23 ± 0.04	11.12 ± 0.02	9.23 ± 0.01	8.46 ± 0.01	8.07 ± 0.01	7.67 ± 0.03	4.47 ± 0.03	1.94	-1.10	D
2191	05:35:21.62	-05:15:17.2	16.37 ± 0.10	14.26 ± 0.04	13.07 ± 0.02	11.81 ± 0.02	11.10 ± 0.03	10.30 ± 0.08	... ± ± ...	1.16	...	D
2192	05:35:22.64	-05:15:08.6	13.37 ± 0.02	12.42 ± 0.03	11.92 ± 0.02	11.48 ± 0.01	11.27 ± 0.03	... ± ± ± ...	0.17	...	D
2193	05:35:19.84	-05:15:08.5	13.36 ± 0.04	11.67 ± 0.05	10.21 ± 0.03	8.56 ± 0.01	7.52 ± 0.01	6.67 ± 0.01	5.64 ± 0.02	1.73 ± 0.01	0.42	0.49	P
2194	05:35:42.27	-05:15:07.8	13.77 ± 0.02	12.44 ± 0.03	11.67 ± 0.02	10.39 ± 0.01	10.16 ± 0.01	9.76 ± 0.01	9.21 ± 0.08	... ± ...	0.46	-1.44	D
2195	05:35:32.43	-05:15:06.5	13.39 ± 0.02	12.11 ± 0.03	11.42 ± 0.02	10.48 ± 0.01	10.09 ± 0.01	9.87 ± 0.03	8.78 ± 0.13	... ± ...	0.47	-0.94	D
2196	05:35:21.89	-05:15:00.7	12.74 ± 0.02	11.54 ± 0.03	11.05 ± 0.02	10.56 ± 0.01	10.27 ± 0.01	9.79 ± 0.05	... ± ± ...	0.50	...	D
2197	05:35:50.64	-05:14:59.1	... ± ...	15.71 ± 0.14	14.51 ± 0.06	11.73 ± 0.01	10.93 ± 0.01	10.23 ± 0.02	9.12 ± 0.07	... ± ...	0.01	0.12	D
2198	05:35:15.92	-05:14:58.9	11.63 ± 0.02	10.77 ± 0.03	10.32 ± 0.02	9.90 ± 0.01	9.73 ± 0.01	9.63 ± 0.02	... ± ± ...	0.09	...	D
2199	05:35:10.01	-05:14:56.9	16.48 ± 0.12	15.45 ± 0.10	14.57 ± 0.09	13.68 ± 0.03	13.34 ± 0.06	... ± ± ± ...	0.01	...	D
2200	05:34:56.67	-05:14:52.3	14.89 ± 0.04	13.74 ± 0.04	13.23 ± 0.03	12.59 ± 0.02	12.33 ± 0.02	... ± ± ± ...	0.43	...	D
2201	05:35:05.17	-05:14:50.2	8.17 ± 0.03	7.54 ± 0.04	7.19 ± 0.02	6.99 ± 0.01	6.67 ± 0.01	6.36 ± 0.01	5.93 ± 0.01	3.81 ± 0.02	0.00	-1.63	D
2202	05:35:09.92	-05:14:49.6	14.40 ± 0.04	13.25 ± 0.04	12.59 ± 0.04	11.68 ± 0.01	11.25 ± 0.01	10.87 ± 0.04	... ± ± ...	0.32	...	D
2203	05:35:16.79	-05:14:47.0	15.17 ± 0.04	14.26 ± 0.04	13.60 ± 0.04	12.52 ± 0.01	12.22 ± 0.05	... ± ± ± ...	0.00	...	D
2204	05:35:18.83	-05:14:45.5	12.21 ± 0.02	11.31 ± 0.03	10.89 ± 0.02	10.23 ± 0.01	9.87 ± 0.01	9.37 ± 0.03	8.23 ± 0.11	... ± ...	0.18	-0.53	D
2205	05:34:43.46	-05:14:42.5	14.74 ± 0.03	14.11 ± 0.04	13.71 ± 0.03	13.34 ± 0.01	13.05 ± 0.01	12.70 ± 0.10	... ± ± ...	0.00	...	D

Table 1—Continued

Index	R.A. ^a	Decl. ^a	J	H	K_S	[3.6]	[4.5]	[5.8]	[8.0]	[24]	A_K ^b	α_{IRAC} ^c	Class
2206	05:34:29.24	-05:14:39.9	10.96 ± 0.02	9.95 ± 0.03	9.43 ± 0.02	8.78 ± 0.01	8.34 ± 0.01	8.10 ± 0.01	7.42 ± 0.02	4.54 ± 0.01	0.24	-1.32	D
2207	05:36:19.75	-05:14:38.7	12.25 ± 0.02	11.42 ± 0.03	10.95 ± 0.02	10.49 ± 0.01	10.19 ± 0.01	9.86 ± 0.01	9.08 ± 0.01	6.36 ± 0.02	0.06	-1.23	D
2208	05:35:14.18	-05:14:27.3	15.31 ± 0.05	12.72 ± 0.04	11.37 ± 0.02	10.10 ± 0.01	9.52 ± 0.01	9.09 ± 0.02	8.05 ± 0.10	... ± ...	1.65	-0.52	D
2209	05:35:13.62	-05:14:21.7	15.86 ± 0.06	14.91 ± 0.06	14.26 ± 0.05	13.45 ± 0.05	12.92 ± 0.06	... ± ± ± ...	0.06	...	D
2210	05:35:30.13	-05:14:18.5	13.08 ± 0.03	11.85 ± 0.03	11.25 ± 0.02	10.48 ± 0.01	10.31 ± 0.01	9.98 ± 0.03	... ± ± ...	0.46	...	D
2211	05:33:34.43	-05:14:17.4	12.48 ± 0.02	11.73 ± 0.03	11.36 ± 0.02	10.79 ± 0.01	10.50 ± 0.01	10.04 ± 0.01	9.05 ± 0.02	5.65 ± 0.02	0.02	-0.82	D
2212	05:35:16.15	-05:14:12.8	16.69 ± 0.13	14.49 ± 0.04	13.26 ± 0.02	12.37 ± 0.01	12.08 ± 0.01	... ± ± ± ...	1.24	...	D
2213	05:35:22.61	-05:14:11.2	11.65 ± 0.02	10.72 ± 0.03	10.29 ± 0.02	9.52 ± 0.01	9.15 ± 0.01	9.08 ± 0.02	... ± ± ...	0.20	...	D
2214	05:35:33.16	-05:14:10.3	12.20 ± 0.03	11.46 ± 0.03	11.10 ± 0.02	10.56 ± 0.01	10.27 ± 0.01	... ± ± ± ...	0.01	...	D
2215	05:33:44.77	-05:14:09.8	10.75 ± 0.02	10.01 ± 0.04	9.65 ± 0.02	9.11 ± 0.01	8.84 ± 0.01	8.59 ± 0.01	7.77 ± 0.01	4.92 ± 0.01	0.02	-1.32	D
2216	05:35:19.76	-05:14:05.1	13.47 ± 0.03	12.60 ± 0.04	12.26 ± 0.04	11.47 ± 0.01	11.18 ± 0.03	10.31 ± 0.04	... ± ± ...	0.20	...	D
2217	05:33:27.93	-05:14:00.5	... ± ± ± ...	14.28 ± 0.01	13.31 ± 0.01	12.37 ± 0.03	11.31 ± 0.03	8.55 ± 0.10	...	0.57	D
2218	05:35:14.73	-05:14:00.2	15.76 ± 0.08	13.97 ± 0.06	12.83 ± 0.04	11.96 ± 0.01	11.27 ± 0.02	... ± ± ± ...	0.78	...	D
2219	05:35:20.23	-05:13:59.2	12.30 ± 0.03	10.67 ± 0.03	9.80 ± 0.02	8.97 ± 0.01	8.53 ± 0.01	7.98 ± 0.01	7.25 ± 0.03	3.37 ± 0.02	0.78	-0.84	D
2220	05:35:27.52	-05:13:56.4	13.81 ± 0.03	12.40 ± 0.04	11.68 ± 0.03	10.81 ± 0.01	10.46 ± 0.02	... ± ± ± ...	0.60	...	D
2221	05:35:45.06	-05:13:55.5	16.06 ± 0.09	15.07 ± 0.07	14.47 ± 0.07	13.54 ± 0.03	12.58 ± 0.03	... ± ± ± ...	0.16	...	P
2222	05:34:29.47	-05:13:55.1	12.55 ± 0.02	11.19 ± 0.03	10.43 ± 0.02	9.42 ± 0.01	8.98 ± 0.01	8.58 ± 0.01	7.77 ± 0.03	4.25 ± 0.01	0.52	-0.95	D
2223	05:35:30.25	-05:13:52.8	13.29 ± 0.03	11.58 ± 0.04	10.62 ± 0.02	9.67 ± 0.01	9.32 ± 0.01	8.99 ± 0.03	... ± ± ...	0.83	...	D
2224	05:33:30.75	-05:13:51.7	13.16 ± 0.02	12.48 ± 0.03	12.27 ± 0.03	11.79 ± 0.01	11.60 ± 0.01	11.54 ± 0.02	11.22 ± 0.03	7.77 ± 0.05	0.04	-2.20	D
2225	05:34:07.31	-05:13:45.3	11.17 ± 0.03	10.38 ± 0.03	9.97 ± 0.02	9.50 ± 0.01	9.42 ± 0.01	9.16 ± 0.01	9.12 ± 0.05	5.35 ± 0.02	0.04	-2.35	D
2226	05:35:31.13	-05:13:43.8	15.64 ± 0.08	14.40 ± 0.07	13.74 ± 0.07	11.99 ± 0.03	11.74 ± 0.06	... ± ± ± ...	0.43	...	D
2227	05:35:22.92	-05:13:39.6	14.19 ± 0.13	12.60 ± 0.04	11.74 ± 0.02	10.93 ± 0.01	10.56 ± 0.01	10.36 ± 0.05	... ± ± ...	0.73	...	D
2228	05:35:18.51	-05:13:38.2	11.45 ± 0.02	10.10 ± 0.03	9.29 ± 0.02	7.73 ± 0.01	7.03 ± 0.01	6.13 ± 0.01	5.23 ± 0.01	1.84 ± 0.01	0.45	0.07	D
2229	05:34:28.00	-05:13:36.1	16.30 ± 0.08	15.48 ± 0.10	14.59 ± 0.06	13.69 ± 0.05	13.35 ± 0.05	... ± ± ± ...	0.00	...	D
2230	05:35:45.64	-05:13:36.1	13.39 ± 0.02	12.25 ± 0.03	11.67 ± 0.02	10.72 ± 0.01	10.30 ± 0.01	9.93 ± 0.01	9.47 ± 0.11	4.86 ± 0.04	0.36	-1.40	D
2231	05:36:06.98	-05:13:34.4	15.91 ± 0.07	14.49 ± 0.06	13.47 ± 0.03	12.50 ± 0.01	11.83 ± 0.01	11.49 ± 0.02	11.04 ± 0.07	8.01 ± 0.07	0.39	-1.22	D
2232	05:35:22.60	-05:13:28.6	14.16 ± 0.03	13.47 ± 0.03	13.07 ± 0.03	12.80 ± 0.02	12.41 ± 0.05	... ± ± ± ...	0.00	...	D
2233	05:35:18.60	-05:13:27.4	16.58 ± 0.15	14.33 ± 0.04	12.99 ± 0.03	11.44 ± 0.01	10.98 ± 0.02	10.80 ± 0.03	... ± ± ...	1.22	...	D
2234	05:35:19.62	-05:13:26.2	13.99 ± 0.03	11.49 ± 0.04	10.16 ± 0.03	8.92 ± 0.01	8.43 ± 0.01	8.17 ± 0.01	7.61 ± 0.04	... ± ...	1.54	-1.38	D
2235	05:33:48.20	-05:13:26.1	12.99 ± 0.02	12.14 ± 0.03	11.71 ± 0.02	10.99 ± 0.01	10.70 ± 0.01	10.23 ± 0.01	9.49 ± 0.01	6.33 ± 0.02	0.10	-1.08	D
2236	05:35:20.73	-05:13:23.6	... ± ± ...	15.20 ± 0.18	11.19 ± 0.01	10.21 ± 0.02	9.39 ± 0.02	8.35 ± 0.05	... ±	0.39	P
2237	05:35:20.14	-05:13:15.5	9.65 ± 0.02	7.72 ± 0.06	6.43 ± 0.03	6.16 ± 0.01	4.48 ± 0.01	3.64 ± 0.01	2.76 ± 0.01	-0.4 ± 0.01	0.85	0.93	P
2238	05:33:38.56	-05:13:12.4	12.81 ± 0.02	12.04 ± 0.03	11.70 ± 0.02	11.16 ± 0.01	10.84 ± 0.01	10.42 ± 0.01	9.68 ± 0.01	6.74 ± 0.02	0.06	-1.13	D
2239	05:35:18.20	-05:13:06.7	11.48 ± 0.03	10.30 ± 0.04	9.64 ± 0.02	8.66 ± 0.01	8.19 ± 0.01	7.81 ± 0.01	7.12 ± 0.02	3.91 ± 0.01	0.35	-1.09	D
2240	05:36:19.89	-05:13:06.4	13.64 ± 0.02	12.95 ± 0.03	12.55 ± 0.02	11.87 ± 0.01	11.53 ± 0.01	11.13 ± 0.01	10.26 ± 0.03	7.15 ± 0.03	0.00	-0.99	D

Table 1—Continued

Index	R.A. ^a	Decl. ^a	J	H	K_S	[3.6]	[4.5]	[5.8]	[8.0]	[24]	A_K ^b	α_{IRAC} ^c	Class
2241	05:35:52.77	-05:12:58.6	11.51 ± 0.02	10.70 ± 0.03	10.32 ± 0.02	9.58 ± 0.01	9.31 ± 0.01	9.00 ± 0.01	8.23 ± 0.02	4.78 ± 0.01	0.08	-1.29	D
2242	05:35:52.34	-05:12:57.1	12.92 ± 0.03	12.27 ± 0.04	11.99 ± 0.04	11.61 ± 0.01	11.38 ± 0.01	11.25 ± 0.03	... ± ± ...	0.00	...	D
2243	05:35:19.99	-05:12:50.4	14.38 ± 0.05	12.25 ± 0.04	11.08 ± 0.02	9.65 ± 0.01	9.21 ± 0.01	8.76 ± 0.01	8.34 ± 0.04	... ± ...	1.18	-1.31	D
2244	05:35:40.73	-05:12:48.0	13.46 ± 0.02	12.24 ± 0.03	11.68 ± 0.02	11.14 ± 0.01	10.67 ± 0.01	10.09 ± 0.03	8.96 ± 0.12	... ± ...	0.49	-0.34	D
2245	05:32:56.88	-05:12:47.6	12.58 ± 0.02	11.62 ± 0.02	11.15 ± 0.02	10.83 ± 0.01	10.61 ± 0.01	10.19 ± 0.01	9.39 ± 0.01	6.24 ± 0.03	0.21	-1.16	D
2246	05:35:38.82	-05:12:41.9	10.70 ± 0.02	9.51 ± 0.03	8.82 ± 0.02	7.97 ± 0.01	7.57 ± 0.01	6.93 ± 0.01	6.20 ± 0.02	3.77 ± 0.01	0.34	-0.76	D
2247	05:37:33.47	-05:12:37.2	11.48 ± 0.03	10.76 ± 0.03	10.45 ± 0.02	10.21 ± 0.01	10.05 ± 0.01	9.80 ± 0.01	8.83 ± 0.01	4.84 ± 0.02	0.01	-1.27	D
2248	05:34:44.87	-05:12:31.6	15.30 ± 0.05	14.28 ± 0.05	13.82 ± 0.04	13.09 ± 0.01	12.74 ± 0.01	12.31 ± 0.09	... ± ...	8.35 ± 0.10	0.29	...	D
2249	05:35:29.97	-05:12:27.4	12.08 ± 0.02	11.31 ± 0.03	10.78 ± 0.02	9.93 ± 0.01	9.47 ± 0.01	9.01 ± 0.02	... ± ± ...	0.00	...	D
2250	05:35:35.96	-05:12:25.4	10.60 ± 0.03	9.39 ± 0.04	8.39 ± 0.02	7.17 ± 0.01	6.52 ± 0.01	6.01 ± 0.01	5.27 ± 0.02	2.77 ± 0.02	0.15	-0.67	D
2251	05:36:40.03	-05:12:23.1	12.48 ± 0.02	11.63 ± 0.03	11.22 ± 0.02	10.55 ± 0.01	10.30 ± 0.01	10.08 ± 0.01	9.68 ± 0.01	7.51 ± 0.04	0.12	-1.84	D
2252	05:35:25.31	-05:12:05.6	14.07 ± 0.02	13.04 ± 0.03	12.55 ± 0.02	12.07 ± 0.02	11.68 ± 0.05	... ± ± ± ...	0.29	...	D
2253	05:35:32.93	-05:12:04.4	13.57 ± 0.03	11.48 ± 0.03	10.29 ± 0.02	9.12 ± 0.01	8.60 ± 0.01	8.29 ± 0.01	7.81 ± 0.03	4.93 ± 0.03	1.11	-1.37	D
2254	05:35:23.33	-05:12:03.1	... ± ± ± ...	10.49 ± 0.02	8.95 ± 0.01	8.55 ± 0.03	7.90 ± 0.08	1.50 ± 0.01	...	-0.06	P
2255	05:33:25.91	-05:12:02.6	16.59 ± 0.11	15.33 ± 0.09	14.05 ± 0.07	12.36 ± 0.01	11.56 ± 0.01	10.85 ± 0.01	9.67 ± 0.02	6.30 ± 0.02	0.00	0.22	P
2256	05:35:24.62	-05:11:58.1	11.55 ± 0.03	10.98 ± 0.05	10.41 ± 0.03	9.86 ± 0.01	9.62 ± 0.01	9.73 ± 0.02	... ± ± ...	0.00	0.51	D
2257	05:35:32.14	-05:11:58.0	12.63 ± 0.02	11.76 ± 0.03	11.38 ± 0.02	10.74 ± 0.01	10.42 ± 0.01	9.92 ± 0.04	... ± ± ...	0.16	...	D
2258	05:33:33.04	-05:11:55.3	12.57 ± 0.02	11.77 ± 0.03	11.35 ± 0.02	10.85 ± 0.01	10.47 ± 0.01	10.07 ± 0.01	9.42 ± 0.01	6.15 ± 0.02	0.06	-1.19	D
2259	05:35:06.93	-05:11:50.2	... ± ± ± ± ...	13.70 ± 0.04	... ± ± ...	5.51 ± 0.03	P
2260	05:34:30.25	-05:11:48.0	11.62 ± 0.02	10.52 ± 0.03	9.84 ± 0.02	9.17 ± 0.01	8.76 ± 0.01	8.49 ± 0.01	7.60 ± 0.01	4.53 ± 0.01	0.23	-1.07	D
2261	05:35:32.29	-05:11:43.4	14.82 ± 0.02	12.37 ± 0.03	11.27 ± 0.02	10.39 ± 0.01	9.68 ± 0.01	9.21 ± 0.01	8.37 ± 0.02	... ± ...	1.66	-0.56	D
2262	05:35:58.12	-05:11:43.1	16.00 ± 0.09	14.99 ± 0.08	14.44 ± 0.07	13.75 ± 0.01	13.37 ± 0.01	... ± ...	11.25 ± 0.09	8.12 ± 0.07	0.21	...	D
2263	05:36:16.96	-05:11:42.5	10.36 ± 0.02	9.61 ± 0.03	9.28 ± 0.02	8.90 ± 0.01	8.60 ± 0.01	8.09 ± 0.01	6.73 ± 0.01	3.96 ± 0.01	0.05	-0.34	D
2264	05:35:40.03	-05:11:38.4	16.52 ± 0.12	15.31 ± 0.09	14.76 ± 0.07	14.07 ± 0.03	13.61 ± 0.03	... ± ± ± ...	0.48	...	D
2265	05:35:28.16	-05:11:37.3	12.90 ± 0.03	11.83 ± 0.03	11.32 ± 0.02	10.54 ± 0.01	10.09 ± 0.01	9.61 ± 0.03	... ± ...	4.86 ± 0.03	0.33	...	D
2266	05:35:05.73	-05:11:34.8	13.02 ± 0.02	11.47 ± 0.03	10.76 ± 0.02	10.17 ± 0.01	9.64 ± 0.01	9.29 ± 0.01	8.56 ± 0.04	5.32 ± 0.02	0.79	-1.02	D
2267	05:34:56.80	-05:11:32.6	10.90 ± 0.02	10.35 ± 0.03	10.15 ± 0.02	8.87 ± 0.01	8.59 ± 0.01	8.16 ± 0.01	7.42 ± 0.01	4.59 ± 0.01	0.00	-1.15	D
2268	05:35:24.58	-05:11:29.7	12.30 ± 0.02	11.04 ± 0.03	10.39 ± 0.02	9.64 ± 0.01	8.93 ± 0.01	8.48 ± 0.01	7.54 ± 0.03	3.54 ± 0.01	0.47	-0.48	P
2269	05:35:07.52	-05:11:14.1	12.35 ± 0.02	11.27 ± 0.03	10.83 ± 0.02	10.29 ± 0.01	10.09 ± 0.01	9.86 ± 0.01	9.13 ± 0.06	5.26 ± 0.02	0.39	-1.52	D
2270	05:36:05.11	-05:11:13.8	13.98 ± 0.03	13.28 ± 0.03	12.88 ± 0.03	12.08 ± 0.01	11.73 ± 0.01	11.33 ± 0.02	10.59 ± 0.03	7.97 ± 0.06	0.00	-1.12	D
2271	05:34:56.63	-05:11:12.3	13.61 ± 0.02	12.66 ± 0.03	12.20 ± 0.02	11.44 ± 0.01	10.94 ± 0.01	10.54 ± 0.02	9.83 ± 0.05	6.37 ± 0.02	0.22	-1.01	D
2272	05:35:40.77	-05:11:11.8	13.80 ± 0.03	13.05 ± 0.04	12.72 ± 0.03	12.21 ± 0.01	11.90 ± 0.01	11.67 ± 0.05	10.78 ± 0.10	... ± ...	0.04	-1.23	D
2273	05:35:35.01	-05:11:09.4	14.81 ± 0.06	13.91 ± 0.05	13.21 ± 0.05	12.19 ± 0.01	11.85 ± 0.01	... ± ± ± ...	0.00	...	D
2274	05:35:26.85	-05:11:07.3	9.00 ± 0.03	7.89 ± 0.07	7.02 ± 0.03	5.80 ± 0.01	5.21 ± 0.01	4.74 ± 0.01	4.08 ± 0.01	1.86 ± 0.01	0.11	-0.88	D
2275	05:35:01.50	-05:11:03.7	13.83 ± 0.03	12.84 ± 0.04	12.24 ± 0.03	11.58 ± 0.01	11.20 ± 0.01	10.71 ± 0.04	9.50 ± 0.07	6.41 ± 0.04	0.14	-0.45	D

Table 1—Continued

Index	R.A. ^a	Decl. ^a	J	H	K_S	[3.6]	[4.5]	[5.8]	[8.0]	[24]	A_K^b	α_{IRAC}^c	Class
2276	05:35:46.11	-05:10:51.6	11.73 ± 0.02	10.89 ± 0.03	10.43 ± 0.02	9.86 ± 0.01	9.46 ± 0.01	9.40 ± 0.01	8.61 ± 0.04	5.24 ± 0.01	0.06	-1.49	D
2277	05:34:45.17	-05:10:47.7	12.18 ± 0.02	11.34 ± 0.03	10.70 ± 0.02	10.15 ± 0.01	9.77 ± 0.01	9.60 ± 0.01	9.13 ± 0.02	6.15 ± 0.02	0.00	-1.71	D
2278	05:35:39.53	-05:10:37.1	... ± ± ± ± ± ...	11.18 ± 0.10	9.15 ± 0.08	5.95 ± 0.04	D
2279	05:35:24.73	-05:10:30.2	... ± ...	12.36 ± 0.14	9.59 ± 0.07	7.32 ± 0.01	5.73 ± 0.01	4.77 ± 0.01	3.53 ± 0.01	-1.3 ± 0.01	1.23	1.41	P
2280	05:32:55.70	-05:10:28.6	15.75 ± 0.08	13.92 ± 0.03	12.64 ± 0.04	11.24 ± 0.01	10.60 ± 0.01	10.14 ± 0.01	9.59 ± 0.01	6.48 ± 0.03	0.72	-0.96	D
2281	05:35:47.43	-05:10:28.3	11.38 ± 0.03	10.40 ± 0.04	9.77 ± 0.03	8.49 ± 0.01	8.02 ± 0.01	7.61 ± 0.01	6.82 ± 0.01	4.28 ± 0.01	0.13	-0.93	D
2282	05:35:26.97	-05:10:17.2	13.63 ± 0.03	10.93 ± 0.04	8.80 ± 0.03	5.83 ± 0.01	4.81 ± 0.01	3.66 ± 0.01	2.60 ± 0.01	-0.9 ± 0.04	1.21	0.91	P
2283	05:35:42.69	-05:10:16.1	14.78 ± 0.04	14.12 ± 0.04	13.70 ± 0.04	12.98 ± 0.06	12.47 ± 0.04	... ± ± ± ...	0.00	...	D
2284	05:35:58.82	-05:10:14.4	15.31 ± 0.05	14.69 ± 0.05	14.31 ± 0.06	13.20 ± 0.01	12.41 ± 0.01	12.25 ± 0.03	11.35 ± 0.06	8.58 ± 0.10	0.00	-0.84	D
2285	05:35:28.13	-05:10:14.0	10.98 ± 0.02	9.97 ± 0.03	9.41 ± 0.02	8.66 ± 0.01	8.21 ± 0.01	7.93 ± 0.01	7.47 ± 0.03	... ± ...	0.22	-1.50	D
2286	05:35:42.01	-05:10:11.3	11.60 ± 0.02	10.15 ± 0.03	9.47 ± 0.02	8.73 ± 0.01	8.38 ± 0.01	7.97 ± 0.01	7.38 ± 0.01	4.62 ± 0.01	0.69	-1.28	D
2287	05:35:27.56	-05:10:08.7	... ± ± ...	13.11 ± 0.12	10.83 ± 0.02	9.61 ± 0.03	8.65 ± 0.02	8.02 ± 0.06	... ±	0.38	P
2288	05:35:24.90	-05:10:01.5	... ± ± ...	11.77 ± 0.19	10.11 ± 0.05	8.71 ± 0.03	7.87 ± 0.02	7.20 ± 0.03	3.39 ± 0.01	...	0.42	P
2289	05:35:27.07	-05:10:00.4	... ± ± ± ± ± ± ...	8.33 ± 0.05	1.68 ± 0.02	P
2290	05:35:36.73	-05:10:00.2	13.31 ± 0.02	12.48 ± 0.03	11.94 ± 0.02	11.04 ± 0.01	10.55 ± 0.01	10.08 ± 0.03	9.22 ± 0.06	6.12 ± 0.05	0.00	-0.76	D
2291	05:35:43.78	-05:09:58.7	13.66 ± 0.02	13.09 ± 0.03	12.71 ± 0.03	12.21 ± 0.01	11.90 ± 0.01	11.47 ± 0.04	10.41 ± 0.09	... ± ...	0.00	-0.76	D
2292	05:35:04.60	-05:09:55.5	11.40 ± 0.03	10.71 ± 0.04	10.39 ± 0.02	10.21 ± 0.01	10.12 ± 0.01	10.02 ± 0.01	10.05 ± 0.07	5.35 ± 0.02	0.00	-2.64	D
2293	05:35:27.00	-05:09:54.1	15.19 ± 0.05	13.88 ± 0.03	12.75 ± 0.02	10.35 ± 0.02	8.97 ± 0.04	8.10 ± 0.03	7.25 ± 0.02	2.74 ± 0.05	0.19	0.64	P
2294	05:35:15.58	-05:09:51.3	13.48 ± 0.03	12.18 ± 0.03	11.54 ± 0.02	10.54 ± 0.01	10.04 ± 0.01	9.57 ± 0.01	8.87 ± 0.03	5.67 ± 0.04	0.53	-0.93	D
2295	05:35:21.56	-05:09:49.4	13.15 ± 0.02	12.27 ± 0.03	11.67 ± 0.02	10.79 ± 0.01	10.40 ± 0.01	10.03 ± 0.02	9.15 ± 0.04	5.78 ± 0.03	0.02	-0.97	D
2296	05:35:25.72	-05:09:49.3	11.07 ± 0.02	10.43 ± 0.03	10.11 ± 0.02	9.62 ± 0.01	9.56 ± 0.03	9.23 ± 0.05	8.34 ± 0.06	3.69 ± 0.01	0.00	-1.34	D
2297	05:35:27.48	-05:09:44.2	11.77 ± 0.03	10.51 ± 0.04	9.83 ± 0.04	8.80 ± 0.02	8.28 ± 0.06	7.77 ± 0.04	6.63 ± 0.02	... ± ...	0.44	-0.37	D
2298	05:35:00.40	-05:09:44.2	13.69 ± 0.03	13.10 ± 0.03	12.78 ± 0.03	12.42 ± 0.01	12.26 ± 0.01	11.84 ± 0.04	11.02 ± 0.10	5.58 ± 0.03	0.00	-1.19	D
2299	05:35:21.37	-05:09:42.3	13.64 ± 0.05	12.88 ± 0.04	12.40 ± 0.06	11.67 ± 0.02	11.26 ± 0.02	... ± ± ± ...	0.00	...	D
2300	05:35:21.55	-05:09:38.7	14.11 ± 0.03	13.15 ± 0.08	12.44 ± 0.02	10.90 ± 0.01	10.11 ± 0.01	9.35 ± 0.01	8.37 ± 0.01	4.04 ± 0.01	0.03	0.06	P
2301	05:35:27.64	-05:09:36.8	13.46 ± 0.05	10.55 ± 0.05	8.61 ± 0.03	6.89 ± 0.01	5.97 ± 0.01	5.37 ± 0.01	4.65 ± 0.01	... ± ...	1.62	-0.32	D
2302	05:35:27.63	-05:09:33.5	... ± ± ...	9.99 ± 0.16	7.33 ± 0.01	5.84 ± 0.01	5.35 ± 0.01	... ± ±	P
2303	05:35:30.25	-05:09:32.1	... ± ± ...	14.21 ± 0.06	12.48 ± 0.02	11.84 ± 0.02	11.00 ± 0.10	... ± ±	D
2304	05:35:31.95	-05:09:28.1	9.31 ± 0.02	8.45 ± 0.03	8.03 ± 0.02	7.29 ± 0.01	6.83 ± 0.01	6.37 ± 0.01	5.45 ± 0.01	2.40 ± 0.01	0.12	-0.74	D
2305	05:35:26.84	-05:09:24.6	15.57 ± 0.08	13.45 ± 0.08	11.16 ± 0.05	6.81 ± 0.01	5.78 ± 0.01	4.24 ± 0.01	3.30 ± 0.01	0.33 ± 0.05	0.35	1.31	P
2306	05:35:03.13	-05:09:16.8	13.14 ± 0.02	12.40 ± 0.03	12.05 ± 0.02	11.58 ± 0.01	11.39 ± 0.01	11.02 ± 0.02	10.31 ± 0.03	7.25 ± 0.04	0.02	-1.36	D
2307	05:35:21.24	-05:09:16.1	8.32 ± 0.02	7.68 ± 0.05	7.10 ± 0.03	6.28 ± 0.01	6.01 ± 0.01	5.85 ± 0.01	5.51 ± 0.01	3.98 ± 0.01	0.00	-1.97	D
2308	05:34:00.17	-05:09:14.3	15.85 ± 0.06	15.14 ± 0.09	14.63 ± 0.06	14.09 ± 0.01	13.89 ± 0.02	13.76 ± 0.10	... ± ± ...	0.00	...	D
2309	05:35:25.03	-05:09:09.4	14.54 ± 0.03	13.91 ± 0.03	13.46 ± 0.04	13.04 ± 0.04	12.52 ± 0.04	... ± ± ± ...	0.00	...	D
2310	05:35:24.07	-05:09:06.6	14.43 ± 0.03	13.78 ± 0.04	13.40 ± 0.03	12.68 ± 0.01	12.32 ± 0.03	11.05 ± 0.07	... ± ± ...	0.00	...	D

Table 1—Continued

Index	R.A. ^a	Decl. ^a	J	H	K_S	[3.6]	[4.5]	[5.8]	[8.0]	[24]	A_K^b	α_{IRAC}^c	Class
2311	05:35:33.85	-05:09:05.7	14.05 ± 0.03	13.43 ± 0.03	13.14 ± 0.03	12.62 ± 0.03	12.37 ± 0.02	... ± ± ± ...	0.00	...	D
2312	05:35:20.66	-05:09:03.0	14.52 ± 0.04	13.12 ± 0.03	12.45 ± 0.03	11.72 ± 0.01	11.36 ± 0.01	10.85 ± 0.05	9.80 ± 0.07	... ± ...	0.63	-0.62	D
2313	05:35:43.54	-05:08:49.4	15.84 ± 0.06	14.85 ± 0.07	14.30 ± 0.05	13.35 ± 0.02	12.88 ± 0.02	... ± ± ± ...	0.19	...	D
2314	05:35:35.39	-05:08:46.9	14.08 ± 0.04	13.30 ± 0.04	12.81 ± 0.03	11.94 ± 0.03	11.63 ± 0.02	10.19 ± 0.09	... ± ± ...	0.00	...	D
2315	05:35:23.23	-05:08:43.6	... ± ...	14.75 ± 0.06	12.98 ± 0.02	11.15 ± 0.01	10.69 ± 0.01	9.88 ± 0.02	9.18 ± 0.05	5.93 ± 0.03	2.47	-0.49	D
2316	05:34:28.95	-05:08:38.2	14.67 ± 0.03	14.05 ± 0.05	13.89 ± 0.04	13.01 ± 0.01	12.64 ± 0.01	12.40 ± 0.03	11.63 ± 0.03	9.01 ± 0.13	0.01	-1.29	D
2317	05:35:05.90	-05:08:38.1	15.22 ± 0.04	14.05 ± 0.04	13.58 ± 0.04	12.94 ± 0.01	12.62 ± 0.01	12.47 ± 0.03	11.96 ± 0.07	... ± ...	0.49	-1.75	D
2318	05:35:44.08	-05:08:37.4	14.08 ± 0.03	13.09 ± 0.04	12.44 ± 0.02	11.29 ± 0.01	10.82 ± 0.01	10.14 ± 0.01	9.17 ± 0.02	... ± ...	0.11	-0.37	D
2319	05:36:51.86	-05:08:35.8	12.16 ± 0.02	11.33 ± 0.03	10.86 ± 0.02	9.95 ± 0.01	9.53 ± 0.01	9.23 ± 0.01	8.61 ± 0.01	6.98 ± 0.02	0.06	-1.32	D
2320	05:35:32.04	-05:08:34.9	... ± ...	15.36 ± 0.09	14.60 ± 0.06	13.63 ± 0.04	13.20 ± 0.03	... ± ± ± ...	0.12	...	D
2321	05:35:22.69	-05:08:34.0	... ± ± ± ...	13.84 ± 0.07	12.77 ± 0.04	11.01 ± 0.06	... ± ...	5.82 ± 0.03	P
2322	05:35:26.20	-05:08:33.4	... ± ± ± ± ± ± ± ...	5.50 ± 0.03	RP
2323	05:35:24.30	-05:08:30.6	... ± ± ± ...	11.33 ± 0.01	8.91 ± 0.01	7.29 ± 0.01	5.88 ± 0.01	2.23 ± 0.01	...	3.31	P
2324	05:35:25.22	-05:08:24.0	... ± ± ± ...	12.77 ± 0.02	10.14 ± 0.01	8.83 ± 0.01	8.12 ± 0.02	5.17 ± 0.01	...	2.33	P
2325	05:35:23.33	-05:08:21.6	... ± ...	14.73 ± 0.08	12.49 ± 0.03	10.57 ± 0.01	9.80 ± 0.01	9.19 ± 0.01	8.43 ± 0.03	5.61 ± 0.02	2.59	-0.40	D
2326	05:35:30.21	-05:08:18.9	... ± ± ± ± ± ± ± ...	4.74 ± 0.02	RP
2327	05:35:10.72	-05:08:16.9	16.60 ± 0.14	14.40 ± 0.07	13.21 ± 0.02	12.38 ± 0.01	12.16 ± 0.01	11.83 ± 0.05	11.09 ± 0.12	... ± ...	1.28	-1.35	D
2328	05:35:22.41	-05:08:04.8	11.11 ± 0.05	9.60 ± 0.07	8.61 ± 0.04	7.25 ± 0.01	6.66 ± 0.01	6.05 ± 0.01	4.95 ± 0.01	1.54 ± 0.02	0.54	-0.19	D
2329	05:35:38.54	-05:08:03.1	16.00 ± 0.07	13.42 ± 0.03	12.01 ± 0.02	10.82 ± 0.01	10.25 ± 0.01	10.11 ± 0.01	9.68 ± 0.03	6.31 ± 0.02	1.59	-1.60	D
2330	05:35:22.58	-05:08:00.8	11.18 ± 0.03	9.82 ± 0.04	9.21 ± 0.03	8.82 ± 0.01	8.69 ± 0.01	8.24 ± 0.01	... ± ...	2.61 ± 0.03	0.63	...	D
2331	05:34:13.83	-05:07:59.2	13.58 ± 0.03	12.94 ± 0.03	12.68 ± 0.02	12.34 ± 0.01	12.15 ± 0.01	11.86 ± 0.02	11.04 ± 0.02	7.40 ± 0.04	0.00	-1.35	D
2332	05:35:25.61	-05:07:57.3	11.70 ± 0.03	10.75 ± 0.08	10.27 ± 0.06	9.37 ± 0.01	8.53 ± 0.01	7.70 ± 0.01	6.73 ± 0.02	1.51 ± 0.01	0.19	0.19	P
2333	05:35:27.80	-05:07:54.7	14.22 ± 0.03	13.19 ± 0.04	12.67 ± 0.02	11.94 ± 0.01	11.66 ± 0.01	11.36 ± 0.07	... ± ± ...	0.27	...	D
2334	05:35:23.98	-05:07:53.0	... ± ± ± ...	12.78 ± 0.02	11.38 ± 0.01	10.45 ± 0.02	... ± ±	D
2335	05:35:16.84	-05:07:47.8	13.88 ± 0.02	12.80 ± 0.03	12.22 ± 0.02	11.63 ± 0.01	11.36 ± 0.01	... ± ± ± ...	0.29	...	D
2336	05:35:14.87	-05:07:47.6	13.97 ± 0.02	13.14 ± 0.03	12.65 ± 0.02	11.85 ± 0.01	11.46 ± 0.01	10.89 ± 0.05	9.72 ± 0.08	... ± ...	0.01	-0.38	D
2337	05:36:16.22	-05:07:47.1	16.93 ± 0.16	15.97 ± 0.17	15.43 ± 0.13	14.00 ± 0.01	13.13 ± 0.01	12.72 ± 0.04	11.79 ± 0.05	8.43 ± 0.07	0.16	-0.39	D
2338	05:35:28.50	-05:07:46.7	... ± ...	13.43 ± 0.07	11.38 ± 0.05	9.48 ± 0.01	8.79 ± 0.01	8.18 ± 0.01	7.53 ± 0.02	... ± ...	2.40	-0.60	D
2339	05:35:25.71	-05:07:46.4	14.75 ± 0.05	12.64 ± 0.04	11.23 ± 0.03	9.61 ± 0.01	8.96 ± 0.01	8.36 ± 0.01	7.58 ± 0.03	3.52 ± 0.01	0.98	-0.51	D
2340	05:35:28.39	-05:07:44.4	... ± ± ± ± ...	8.85 ± 0.01	8.26 ± 0.01	... ± ...	4.40 ± 0.01	D
2341	05:35:22.34	-05:07:39.0	14.71 ± 0.04	11.93 ± 0.04	10.26 ± 0.03	9.04 ± 0.01	8.32 ± 0.01	7.52 ± 0.01	6.50 ± 0.02	3.39 ± 0.01	1.65	0.09	D
2342	05:35:59.23	-05:07:33.7	14.92 ± 0.04	14.17 ± 0.05	13.93 ± 0.04	13.41 ± 0.01	13.15 ± 0.01	12.77 ± 0.07	... ± ± ...	0.11	...	D
2343	05:35:44.84	-05:07:17.0	9.99 ± 0.02	9.29 ± 0.03	8.91 ± 0.02	8.34 ± 0.01	8.27 ± 0.01	7.83 ± 0.01	6.87 ± 0.01	3.19 ± 0.01	0.00	-1.10	D
2344	05:33:26.81	-05:07:13.3	... ± ...	16.08 ± 0.14	15.51 ± 0.20	13.99 ± 0.01	13.46 ± 0.01	12.93 ± 0.04	11.88 ± 0.04	7.44 ± 0.03	0.00	-0.43	D
2345	05:35:23.33	-05:07:09.8	... ± ...	15.26 ± 0.13	12.59 ± 0.05	10.17 ± 0.01	9.12 ± 0.01	8.23 ± 0.01	7.50 ± 0.03	... ± ...	2.76	0.21	D

Table 1—Continued

Index	R.A. ^a	Decl. ^a	J	H	K_S	[3.6]	[4.5]	[5.8]	[8.0]	[24]	A_K^b	α_{IRAC}^c	Class
2346	05:35:51.08	-05:07:08.7	10.98 ± 0.02	10.20 ± 0.03	9.87 ± 0.02	9.49 ± 0.01	9.20 ± 0.01	8.82 ± 0.01	7.81 ± 0.01	4.87 ± 0.01	0.09	-0.91	D
2347	05:35:27.70	-05:07:03.5	... ± ± ± ± ...	12.61 ± 0.06	... ± ± ...	4.06 ± 0.01	D
2348	05:35:25.70	-05:07:02.9	13.71 ± 0.03	13.01 ± 0.03	12.71 ± 0.03	12.39 ± 0.03	12.08 ± 0.06	... ± ± ± ...	0.01	...	D
2349	05:35:21.87	-05:07:01.6	11.05 ± 0.02	10.00 ± 0.03	9.33 ± 0.02	8.39 ± 0.01	7.97 ± 0.01	7.69 ± 0.01	6.91 ± 0.03	3.27 ± 0.02	0.18	-1.18	D
2350	05:34:40.63	-05:06:58.8	14.55 ± 0.03	12.88 ± 0.04	11.82 ± 0.02	10.88 ± 0.01	10.36 ± 0.01	9.99 ± 0.01	9.44 ± 0.01	6.34 ± 0.02	0.69	-1.21	D
2351	05:35:25.44	-05:06:52.9	... ± ± ± ...	12.64 ± 0.02	10.96 ± 0.01	9.74 ± 0.01	8.82 ± 0.02	... ±	1.50	P
2352	05:34:44.98	-05:06:49.5	11.88 ± 0.02	11.00 ± 0.03	10.66 ± 0.02	9.94 ± 0.01	9.79 ± 0.01	9.32 ± 0.01	8.40 ± 0.01	5.26 ± 0.02	0.20	-1.02	D
2353	05:35:39.94	-05:06:36.7	12.66 ± 0.02	11.41 ± 0.03	10.80 ± 0.02	10.05 ± 0.01	9.60 ± 0.01	9.17 ± 0.01	8.36 ± 0.01	5.56 ± 0.01	0.48	-0.91	D
2354	05:35:14.62	-05:06:25.1	14.38 ± 0.04	13.15 ± 0.03	12.51 ± 0.03	11.98 ± 0.01	11.82 ± 0.01	11.48 ± 0.05	10.39 ± 0.11	... ± ...	0.42	-1.00	D
2355	05:35:24.86	-05:06:21.4	16.05 ± 0.10	12.77 ± 0.04	10.79 ± 0.02	9.09 ± 0.01	8.32 ± 0.01	7.66 ± 0.01	6.93 ± 0.01	2.93 ± 0.02	2.07	-0.37	P
2356	05:35:34.28	-05:06:21.2	9.27 ± 0.03	9.34 ± 0.03	9.32 ± 0.02	9.36 ± 0.01	9.35 ± 0.01	9.35 ± 0.01	9.29 ± 0.03	5.74 ± 0.02	0.00	-2.75	D
2357	05:34:45.06	-05:06:20.1	13.59 ± 0.03	12.71 ± 0.03	12.23 ± 0.02	11.56 ± 0.01	11.19 ± 0.01	10.85 ± 0.01	10.30 ± 0.04	7.33 ± 0.04	0.10	-1.39	D
2358	05:34:11.88	-05:06:16.0	14.49 ± 0.04	13.89 ± 0.04	13.52 ± 0.04	12.92 ± 0.01	12.50 ± 0.01	12.06 ± 0.02	11.26 ± 0.02	8.50 ± 0.08	0.00	-0.94	D
2359	05:36:06.79	-05:06:15.7	13.02 ± 0.02	12.28 ± 0.03	12.07 ± 0.02	11.76 ± 0.01	11.58 ± 0.01	11.33 ± 0.02	10.62 ± 0.02	8.30 ± 0.06	0.12	-1.53	D
2360	05:33:41.92	-05:06:14.7	14.78 ± 0.04	14.25 ± 0.05	13.79 ± 0.03	13.25 ± 0.01	12.90 ± 0.01	12.48 ± 0.03	11.62 ± 0.03	8.54 ± 0.09	0.00	-0.97	D
2361	05:35:26.66	-05:06:10.3	... ± ± ± ...	12.27 ± 0.01	9.87 ± 0.01	8.31 ± 0.01	7.25 ± 0.01	2.90 ± 0.01	...	0.83	P
2362	05:36:57.21	-05:06:04.7	12.01 ± 0.02	11.14 ± 0.03	10.71 ± 0.02	10.18 ± 0.01	9.78 ± 0.01	9.47 ± 0.01	8.90 ± 0.01	6.80 ± 0.02	0.13	-1.40	D
2363	05:35:16.44	-05:06:00.3	16.58 ± 0.16	15.57 ± 0.16	13.59 ± 0.10	12.52 ± 0.02	... ± ± ± ...	5.01 ± 0.02	0.00	...	D
2364	05:35:25.75	-05:05:57.9	... ± ± ...	12.65 ± 0.05	10.04 ± 0.01	8.68 ± 0.01	7.82 ± 0.01	7.13 ± 0.01	4.14 ± 0.01	...	0.44	D
2365	05:36:21.75	-05:05:52.6	13.82 ± 0.03	13.12 ± 0.03	12.83 ± 0.03	12.21 ± 0.01	11.77 ± 0.01	11.40 ± 0.02	10.54 ± 0.02	7.90 ± 0.05	0.01	-0.94	D
2366	05:35:26.16	-05:05:47.3	... ± ± ± ± ± ± ...	10.46 ± 0.05	4.53 ± 0.01	P
2367	05:35:31.53	-05:05:47.2	11.93 ± 0.03	9.73 ± 0.04	8.26 ± 0.03	6.47 ± 0.01	5.70 ± 0.01	4.95 ± 0.01	3.95 ± 0.01	0.69 ± 0.01	1.06	0.05	P
2368	05:35:28.59	-05:05:44.6	15.05 ± 0.04	12.35 ± 0.03	10.80 ± 0.02	9.24 ± 0.01	8.66 ± 0.01	8.09 ± 0.01	7.54 ± 0.01	4.41 ± 0.01	1.64	-0.88	D
2369	05:35:25.82	-05:05:43.6	... ± ± ± ± ...	11.88 ± 0.03	11.93 ± 0.09	... ± ...	4.30 ± 0.01	P
2370	05:35:43.55	-05:05:41.2	12.10 ± 0.02	11.02 ± 0.03	10.26 ± 0.02	9.31 ± 0.01	8.59 ± 0.01	8.19 ± 0.01	7.31 ± 0.01	4.42 ± 0.01	0.17	-0.61	D
2371	05:35:32.60	-05:05:37.9	16.14 ± 0.09	15.08 ± 0.08	14.47 ± 0.05	12.81 ± 0.02	12.10 ± 0.03	11.46 ± 0.06	10.22 ± 0.05	... ± ...	0.23	0.11	D
2372	05:35:27.88	-05:05:36.3	... ± ± ...	13.50 ± 0.04	11.30 ± 0.01	10.55 ± 0.01	9.92 ± 0.02	9.15 ± 0.04	5.48 ± 0.03	...	-0.39	D
2373	05:35:27.26	-05:05:26.8	... ± ± ...	15.67 ± 0.18	14.23 ± 0.02	13.54 ± 0.03	12.74 ± 0.10	... ± ±	D
2374	05:34:11.40	-05:05:26.2	15.94 ± 0.08	15.48 ± 0.10	14.70 ± 0.07	14.09 ± 0.01	13.70 ± 0.01	13.27 ± 0.07	12.44 ± 0.12	... ± ...	0.00	-0.95	D
2375	05:34:28.07	-05:05:22.0	14.10 ± 0.03	13.44 ± 0.03	13.05 ± 0.03	12.54 ± 0.01	12.31 ± 0.01	12.00 ± 0.02	11.16 ± 0.04	8.13 ± 0.06	0.00	-1.26	D
2376	05:34:38.16	-05:05:17.2	14.41 ± 0.04	13.79 ± 0.04	13.38 ± 0.03	12.69 ± 0.01	12.33 ± 0.01	12.01 ± 0.02	11.58 ± 0.05	... ± ...	0.00	-1.57	D
2377	05:34:34.17	-05:05:17.1	13.35 ± 0.02	12.66 ± 0.03	12.40 ± 0.02	11.83 ± 0.01	11.67 ± 0.01	11.02 ± 0.01	10.57 ± 0.02	8.00 ± 0.06	0.02	-1.29	D
2378	05:35:25.18	-05:05:09.4	... ± ± ± ...	12.60 ± 0.01	11.09 ± 0.01	10.13 ± 0.01	9.23 ± 0.02	5.75 ± 0.01	...	0.96	P
2379	05:35:52.61	-05:05:05.5	9.73 ± 0.03	9.11 ± 0.03	8.75 ± 0.02	7.99 ± 0.01	7.74 ± 0.01	7.49 ± 0.01	7.00 ± 0.01	3.64 ± 0.01	0.00	-1.71	D
2380	05:35:31.50	-05:05:01.3	12.12 ± 0.02	11.31 ± 0.03	10.82 ± 0.02	9.89 ± 0.01	9.14 ± 0.01	8.94 ± 0.01	7.89 ± 0.01	4.90 ± 0.01	0.00	-0.66	D

Table 1—Continued

Index	R.A. ^a	Decl. ^a	J	H	K_S	[3.6]	[4.5]	[5.8]	[8.0]	[24]	A_K^b	α_{IRAC}^c	Class
2381	05:34:49.58	-05:04:59.6	13.36 ± 0.03	12.63 ± 0.03	12.25 ± 0.02	11.86 ± 0.01	11.61 ± 0.01	11.37 ± 0.01	10.82 ± 0.02	7.96 ± 0.06	0.00	-1.65	D
2382	05:35:27.95	-05:04:58.1	... ± ± ± ± ...	12.16 ± 0.02	11.85 ± 0.04	... ± ...	5.30 ± 0.02	P
2383	05:35:36.18	-05:04:55.9	13.18 ± 0.03	11.67 ± 0.03	11.00 ± 0.02	10.28 ± 0.01	9.96 ± 0.01	9.76 ± 0.01	9.13 ± 0.02	5.29 ± 0.02	0.76	-1.54	D
2384	05:34:47.94	-05:04:55.2	12.00 ± 0.03	11.09 ± 0.04	10.63 ± 0.02	10.04 ± 0.01	9.81 ± 0.01	9.61 ± 0.01	8.81 ± 0.01	4.89 ± 0.01	0.14	-1.44	D
2385	05:35:19.72	-05:04:54.6	... ± ± ...	14.03 ± 0.04	10.41 ± 0.01	9.01 ± 0.01	7.89 ± 0.01	6.96 ± 0.01	3.37 ± 0.01	...	1.10	P
2386	05:34:39.21	-05:04:52.9	16.56 ± 0.13	15.09 ± 0.08	14.13 ± 0.05	12.98 ± 0.01	12.54 ± 0.01	12.25 ± 0.02	11.87 ± 0.05	9.14 ± 0.13	0.50	-1.59	D
2387	05:34:15.26	-05:04:51.6	12.70 ± 0.02	12.03 ± 0.03	11.65 ± 0.02	11.19 ± 0.01	11.04 ± 0.01	10.81 ± 0.01	10.43 ± 0.02	7.54 ± 0.05	0.00	-1.95	D
2388	05:35:38.49	-05:04:51.4	16.41 ± 0.10	13.72 ± 0.04	12.16 ± 0.02	10.47 ± 0.01	9.77 ± 0.01	9.28 ± 0.01	8.25 ± 0.01	5.03 ± 0.01	1.62	-0.34	D
2389	05:34:18.55	-05:04:47.9	9.67 ± 0.02	8.96 ± 0.03	8.47 ± 0.02	7.77 ± 0.01	7.45 ± 0.01	7.10 ± 0.01	6.14 ± 0.01	3.27 ± 0.01	0.00	-0.99	D
2390	05:35:31.42	-05:04:47.1	... ± ± ± ± ± ± ± ...	6.70 ± 0.04	RP
2391	05:36:37.05	-05:04:41.2	11.38 ± 0.02	10.64 ± 0.03	10.43 ± 0.02	10.32 ± 0.01	10.27 ± 0.01	10.20 ± 0.01	10.12 ± 0.01	6.78 ± 0.02	0.12	-2.60	D
2392	05:35:08.75	-05:04:40.6	12.37 ± 0.02	11.55 ± 0.03	11.12 ± 0.02	10.75 ± 0.01	10.37 ± 0.01	10.12 ± 0.01	9.38 ± 0.01	6.83 ± 0.02	0.06	-1.30	D
2393	05:35:55.73	-05:04:37.6	... ± ± ...	14.73 ± 0.07	12.05 ± 0.01	10.94 ± 0.01	10.01 ± 0.01	9.07 ± 0.01	5.84 ± 0.02	...	0.57	P
2394	05:34:42.05	-05:04:31.8	13.91 ± 0.03	13.15 ± 0.03	12.61 ± 0.02	11.99 ± 0.01	11.52 ± 0.01	11.19 ± 0.01	10.48 ± 0.02	7.85 ± 0.05	0.00	-1.13	D
2395	05:35:33.81	-05:04:27.2	13.94 ± 0.04	11.78 ± 0.04	10.46 ± 0.02	9.11 ± 0.01	8.51 ± 0.01	8.08 ± 0.01	7.41 ± 0.01	3.90 ± 0.01	1.11	-0.91	D
2396	05:35:12.31	-05:04:26.2	... ± ± ...	14.86 ± 0.07	13.55 ± 0.01	12.97 ± 0.01	12.48 ± 0.06	... ± ±	D
2397	05:34:16.87	-05:04:21.0	11.55 ± 0.02	10.69 ± 0.03	10.35 ± 0.02	9.74 ± 0.01	9.26 ± 0.01	8.88 ± 0.01	7.75 ± 0.01	4.86 ± 0.01	0.19	-0.59	D
2398	05:35:31.06	-05:04:14.8	11.06 ± 0.03	10.48 ± 0.03	10.39 ± 0.02	10.32 ± 0.01	10.33 ± 0.01	10.22 ± 0.01	9.93 ± 0.03	6.60 ± 0.10	0.00	-2.37	D
2399	05:35:36.66	-05:04:14.5	11.83 ± 0.02	11.25 ± 0.04	10.77 ± 0.02	10.24 ± 0.01	9.96 ± 0.01	9.73 ± 0.01	9.24 ± 0.02	5.56 ± 0.02	0.00	-1.71	D
2400	05:35:54.05	-05:04:14.4	10.88 ± 0.03	10.33 ± 0.05	9.83 ± 0.03	9.06 ± 0.01	8.71 ± 0.01	8.50 ± 0.01	7.98 ± 0.01	6.22 ± 0.02	0.00	-1.62	D
2401	05:37:34.24	-05:04:12.9	16.93 ± 0.15	15.83 ± 0.11	14.96 ± 0.12	13.86 ± 0.01	13.22 ± 0.01	12.64 ± 0.03	11.38 ± 0.02	... ± ...	0.09	-0.02	D
2402	05:35:30.65	-05:04:11.2	... ± ± ± ...	13.64 ± 0.03	12.67 ± 0.01	11.76 ± 0.05	... ± ±	D
2403	05:36:49.66	-05:04:09.4	12.16 ± 0.02	11.26 ± 0.03	10.82 ± 0.02	10.11 ± 0.01	9.66 ± 0.01	9.28 ± 0.01	8.45 ± 0.01	5.36 ± 0.02	0.17	-0.96	D
2404	05:36:04.16	-05:04:08.6	12.93 ± 0.02	12.12 ± 0.03	11.73 ± 0.02	11.27 ± 0.01	11.02 ± 0.01	10.75 ± 0.01	10.27 ± 0.03	7.25 ± 0.05	0.08	-1.68	D
2405	05:35:26.92	-05:04:06.5	... ± ± ...	14.54 ± 0.15	11.73 ± 0.02	10.61 ± 0.01	9.68 ± 0.01	8.35 ± 0.02	... ±	1.00	P
2406	05:34:38.73	-05:04:05.6	15.74 ± 0.06	15.14 ± 0.10	14.81 ± 0.09	14.24 ± 0.01	13.94 ± 0.02	13.46 ± 0.06	12.80 ± 0.08	... ± ...	0.00	-1.16	D
2407	05:35:26.57	-05:03:55.1	... ± ± ± ...	8.35 ± 0.01	7.07 ± 0.01	5.87 ± 0.01	4.58 ± 0.01	-0.9 ± 0.01	...	1.49	P
2408	05:35:28.18	-05:03:40.9	... ± ± ...	12.50 ± 0.02	7.47 ± 0.01	6.41 ± 0.01	5.07 ± 0.01	4.71 ± 0.01	0.64 ± 0.01	...	0.44	P
2409	05:34:53.04	-05:03:26.8	11.97 ± 0.02	11.19 ± 0.03	10.79 ± 0.02	10.18 ± 0.01	9.80 ± 0.01	9.37 ± 0.01	8.62 ± 0.01	5.94 ± 0.02	0.03	-1.04	D
2410	05:35:43.07	-05:03:07.5	13.34 ± 0.02	12.58 ± 0.03	12.28 ± 0.02	11.88 ± 0.01	11.60 ± 0.01	11.23 ± 0.01	10.65 ± 0.04	7.39 ± 0.04	0.08	-1.41	D
2411	05:34:29.60	-05:03:07.1	14.16 ± 0.03	13.36 ± 0.04	12.81 ± 0.02	12.00 ± 0.01	11.59 ± 0.01	11.43 ± 0.01	10.94 ± 0.02	7.86 ± 0.08	0.00	-1.67	D
2412	05:35:20.61	-05:03:00.7	... ± ...	14.37 ± 0.07	11.83 ± 0.03	9.52 ± 0.01	8.85 ± 0.01	8.22 ± 0.01	7.30 ± 0.01	3.85 ± 0.01	3.66	-0.29	D
2413	05:35:33.98	-05:02:58.7	... ± ± ± ...	14.60 ± 0.04	13.94 ± 0.03	13.32 ± 0.13	... ± ±	D
2414	05:35:15.35	-05:02:50.3	... ± ...	15.32 ± 0.09	14.19 ± 0.05	12.91 ± 0.01	12.43 ± 0.01	11.85 ± 0.03	10.98 ± 0.04	... ± ...	0.83	-0.60	D
2415	05:36:02.23	-05:02:49.8	... ± ± ± ...	16.00 ± 0.10	... ± ± ± ...	6.98 ± 0.04	RP

Table 1—Continued

Index	R.A. ^a	Decl. ^a	J	H	K_S	[3.6]	[4.5]	[5.8]	[8.0]	[24]	A_K^b	α_{IRAC}^c	Class
2416	05:35:27.44	-05:02:42.2	16.76 ± 0.14	13.10 ± 0.03	10.98 ± 0.02	9.28 ± 0.01	8.66 ± 0.01	8.15 ± 0.01	7.62 ± 0.01	5.00 ± 0.05	2.43	-0.94	D
2417	05:35:40.01	-05:02:37.1	14.11 ± 0.03	13.49 ± 0.03	13.17 ± 0.03	12.71 ± 0.01	12.43 ± 0.01	12.20 ± 0.06	... ± ± ...	0.00	...	D
2418	05:35:37.32	-05:02:36.2	15.27 ± 0.04	13.26 ± 0.03	12.08 ± 0.02	10.76 ± 0.01	10.18 ± 0.01	10.00 ± 0.01	9.44 ± 0.02	6.12 ± 0.06	1.04	-1.40	D
2419	05:35:14.73	-05:02:27.6	... ± ± ...	11.55 ± 0.05	10.63 ± 0.01	10.39 ± 0.01	10.03 ± 0.01	9.82 ± 0.02	6.68 ± 0.06	...	-1.87	D
2420	05:35:14.60	-05:02:26.2	12.92 ± 0.04	12.20 ± 0.06	... ± ...	11.16 ± 0.01	10.90 ± 0.01	... ± ± ±	D
2421	05:36:13.37	-05:02:22.7	13.44 ± 0.02	12.83 ± 0.04	12.55 ± 0.02	12.16 ± 0.01	11.90 ± 0.01	11.61 ± 0.02	10.98 ± 0.05	8.06 ± 0.11	0.00	-1.49	D
2422	05:33:30.69	-05:02:14.9	12.56 ± 0.02	11.78 ± 0.02	11.55 ± 0.02	10.81 ± 0.01	10.31 ± 0.01	9.76 ± 0.01	8.53 ± 0.01	4.69 ± 0.06	0.16	-0.22	D
2423	05:35:32.53	-05:02:09.7	14.74 ± 0.03	14.10 ± 0.04	13.81 ± 0.04	13.25 ± 0.01	13.03 ± 0.01	12.18 ± 0.06	10.99 ± 0.12	... ± ...	0.00	-0.14	D
2424	05:37:27.80	-05:01:57.4	14.90 ± 0.04	14.38 ± 0.05	13.93 ± 0.06	13.33 ± 0.01	12.89 ± 0.01	12.36 ± 0.02	11.42 ± 0.02	8.69 ± 0.19	0.00	-0.63	D
2425	05:35:32.52	-05:01:57.3	15.39 ± 0.05	13.60 ± 0.04	12.75 ± 0.03	11.92 ± 0.01	11.58 ± 0.01	10.90 ± 0.03	9.78 ± 0.04	7.12 ± 0.06	1.00	-0.32	D
2426	05:35:21.51	-05:01:53.8	... ± ...	15.14 ± 0.08	13.19 ± 0.02	11.85 ± 0.01	11.45 ± 0.01	10.91 ± 0.02	10.17 ± 0.06	... ± ...	3.10	-0.88	D
2427	05:35:23.65	-05:01:40.3	... ± ± ...	15.50 ± 0.15	11.76 ± 0.01	10.12 ± 0.01	8.17 ± 0.01	6.95 ± 0.01	2.11 ± 0.02	...	2.80	P
2428	05:35:48.97	-05:01:39.2	12.57 ± 0.02	11.83 ± 0.03	11.50 ± 0.02	11.09 ± 0.01	10.78 ± 0.01	10.46 ± 0.01	9.87 ± 0.03	... ± ...	0.04	-1.44	D
2429	05:35:07.03	-05:01:34.7	... ± ± ± ...	14.52 ± 0.01	13.57 ± 0.01	12.92 ± 0.04	12.31 ± 0.06	... ±	-0.33	D
2430	05:35:28.04	-05:01:34.7	... ± ...	15.19 ± 0.07	12.50 ± 0.02	10.24 ± 0.01	9.43 ± 0.01	8.91 ± 0.01	8.29 ± 0.01	5.34 ± 0.04	3.59	-0.64	D
2431	05:34:22.06	-05:01:33.8	13.13 ± 0.03	12.62 ± 0.05	12.25 ± 0.03	11.71 ± 0.01	11.56 ± 0.01	11.26 ± 0.01	10.44 ± 0.02	6.42 ± 0.04	0.00	-1.37	D
2432	05:33:35.89	-05:01:32.6	11.72 ± 0.02	10.89 ± 0.03	10.38 ± 0.02	9.61 ± 0.01	9.20 ± 0.01	8.84 ± 0.01	8.00 ± 0.01	4.93 ± 0.04	0.02	-1.01	D
2433	05:35:23.47	-05:01:28.7	... ± ± ± ...	13.97 ± 0.01	11.19 ± 0.01	10.39 ± 0.01	9.15 ± 0.02	2.40 ± 0.03	...	2.35	P
2434	05:35:48.37	-05:01:28.5	12.15 ± 0.02	11.14 ± 0.03	10.53 ± 0.02	9.50 ± 0.01	9.05 ± 0.01	8.77 ± 0.01	8.08 ± 0.01	4.29 ± 0.02	0.18	-1.25	D
2435	05:35:24.34	-05:01:20.8	... ± ± ...	14.84 ± 0.08	12.49 ± 0.01	11.77 ± 0.01	11.22 ± 0.03	... ± ±	D
2436	05:35:36.41	-05:01:15.3	10.31 ± 0.02	9.57 ± 0.03	9.13 ± 0.02	8.59 ± 0.01	8.32 ± 0.01	7.99 ± 0.01	7.41 ± 0.01	5.10 ± 0.04	0.00	-1.47	D
2437	05:35:22.43	-05:01:14.1	... ± ± ± ...	16.21 ± 0.07	12.77 ± 0.01	12.01 ± 0.03	11.85 ± 0.10	2.84 ± 0.04	...	1.76	P
2438	05:35:15.47	-05:01:12.6	14.37 ± 0.03	13.68 ± 0.04	13.30 ± 0.03	12.74 ± 0.01	12.41 ± 0.01	12.12 ± 0.03	11.76 ± 0.10	... ± ...	0.00	-1.71	D
2439	05:34:56.54	-05:01:07.0	14.23 ± 0.03	13.53 ± 0.04	13.05 ± 0.03	12.66 ± 0.01	12.22 ± 0.01	11.69 ± 0.02	10.73 ± 0.05	7.36 ± 0.07	0.00	-0.61	D
2440	05:35:19.96	-05:01:02.6	... ± ± ...	14.47 ± 0.06	10.16 ± 0.01	8.82 ± 0.01	7.75 ± 0.01	7.33 ± 0.01	3.65 ± 0.03	...	0.40	P
2441	05:35:34.47	-05:00:52.0	17.06 ± 0.18	13.93 ± 0.04	11.48 ± 0.03	8.24 ± 0.01	7.12 ± 0.01	6.25 ± 0.01	5.43 ± 0.01	1.91 ± 0.05	1.52	0.36	P
2442	05:35:18.91	-05:00:50.9	... ± ± ± ± ...	12.58 ± 0.07	10.13 ± 0.03	8.73 ± 0.02	3.82 ± 0.04	P
2443	05:33:45.57	-05:00:46.1	13.87 ± 0.04	13.25 ± 0.04	12.95 ± 0.03	12.53 ± 0.01	12.29 ± 0.01	12.00 ± 0.02	11.44 ± 0.03	8.66 ± 0.12	0.00	-1.58	D
2444	05:33:50.72	-05:00:39.3	13.18 ± 0.02	12.42 ± 0.03	12.13 ± 0.02	11.97 ± 0.01	11.84 ± 0.01	11.69 ± 0.02	11.26 ± 0.02	7.40 ± 0.06	0.10	-2.03	D
2445	05:35:22.25	-05:00:38.8	... ± ± ...	15.30 ± 0.13	12.83 ± 0.01	11.96 ± 0.01	11.18 ± 0.03	10.09 ± 0.05	7.57 ± 0.07	...	0.28	D
2446	05:35:18.32	-05:00:33.0	... ± ...	15.44 ± 0.15	11.07 ± 0.04	7.41 ± 0.01	5.97 ± 0.01	5.04 ± 0.01	4.21 ± 0.01	0.57 ± 0.02	5.56	0.77	P
2447	05:35:17.72	-05:00:31.1	15.48 ± 0.08	13.06 ± 0.06	11.67 ± 0.05	10.32 ± 0.01	9.72 ± 0.01	9.15 ± 0.01	8.48 ± 0.03	... ± ...	1.40	-0.73	D
2448	05:35:13.04	-05:00:26.3	... ± ± ...	14.81 ± 0.08	13.12 ± 0.01	12.53 ± 0.01	12.20 ± 0.04	12.03 ± 0.14	6.86 ± 0.05	...	-1.61	D
2449	05:34:27.42	-05:00:26.1	14.42 ± 0.03	13.71 ± 0.04	13.44 ± 0.03	12.98 ± 0.01	12.73 ± 0.01	12.50 ± 0.03	11.81 ± 0.04	9.18 ± 0.16	0.04	-1.51	D
2450	05:35:31.62	-05:00:14.0	14.78 ± 0.04	11.96 ± 0.03	10.13 ± 0.02	8.17 ± 0.01	7.71 ± 0.01	7.16 ± 0.01	6.75 ± 0.01	4.02 ± 0.03	1.57	-1.17	D

Table 1—Continued

Index	R.A. ^a	Decl. ^a	J	H	K_S	[3.6]	[4.5]	[5.8]	[8.0]	[24]	A_K^b	α_{IRAC}^c	Class
2451	05:35:15.03	-05:00:08.2	... ± ± ...	14.66 ± 0.15	12.86 ± 0.01	11.67 ± 0.01	11.00 ± 0.02	10.47 ± 0.04	4.48 ± 0.04	...	-0.16	P
2452	05:34:13.79	-05:00:04.0	14.66 ± 0.04	14.09 ± 0.06	13.54 ± 0.04	13.11 ± 0.01	12.81 ± 0.01	12.57 ± 0.03	11.86 ± 0.03	8.92 ± 0.12	0.00	-1.43	D
2453	05:35:16.15	-05:00:02.3	16.58 ± 0.18	13.76 ± 0.07	11.98 ± 0.04	9.35 ± 0.01	8.26 ± 0.01	7.39 ± 0.01	6.51 ± 0.01	1.39 ± 0.05	1.62	0.39	P
2454	05:35:44.61	-04:59:57.9	14.88 ± 0.04	14.22 ± 0.04	13.91 ± 0.04	13.49 ± 0.01	13.23 ± 0.02	... ± ± ± ...	0.00	...	D
2455	05:35:17.42	-04:59:57.1	... ± ...	14.66 ± 0.07	12.93 ± 0.03	11.64 ± 0.01	10.72 ± 0.01	10.57 ± 0.04	... ± ± ...	0.91	...	D
2456	05:35:34.20	-04:59:52.2	... ± ± ± ...	14.14 ± 0.03	12.39 ± 0.01	11.26 ± 0.04	10.56 ± 0.08	5.17 ± 0.03	...	1.19	P
2457	05:35:26.45	-04:59:52.1	16.52 ± 0.10	14.22 ± 0.04	12.90 ± 0.03	11.35 ± 0.01	11.05 ± 0.01	10.34 ± 0.01	9.74 ± 0.03	6.86 ± 0.05	1.30	-0.89	D
2458	05:35:29.81	-04:59:51.1	... ± ± ± ± ...	12.85 ± 0.04	... ± ± ...	4.01 ± 0.02	P
2459	05:33:09.84	-04:59:48.4	14.30 ± 0.03	13.83 ± 0.03	13.44 ± 0.05	12.87 ± 0.01	12.51 ± 0.01	12.12 ± 0.02	11.44 ± 0.02	8.71 ± 0.09	0.00	-1.20	D
2460	05:35:38.52	-04:59:41.0	12.04 ± 0.02	10.87 ± 0.03	10.35 ± 0.02	9.77 ± 0.01	9.39 ± 0.01	9.12 ± 0.01	8.34 ± 0.02	5.44 ± 0.03	0.43	-1.23	D
2461	05:35:30.60	-04:59:35.7	14.32 ± 0.04	11.83 ± 0.03	10.35 ± 0.02	9.06 ± 0.01	8.36 ± 0.01	8.11 ± 0.01	7.33 ± 0.01	3.81 ± 0.03	1.41	-0.94	D
2462	05:35:15.59	-04:59:28.0	14.72 ± 0.05	12.63 ± 0.04	11.51 ± 0.02	10.29 ± 0.01	9.77 ± 0.01	9.13 ± 0.03	8.08 ± 0.07	4.52 ± 0.04	1.17	-0.29	D
2463	05:35:21.89	-04:59:19.6	15.36 ± 0.04	13.87 ± 0.04	12.98 ± 0.02	11.61 ± 0.01	11.15 ± 0.01	10.56 ± 0.06	9.50 ± 0.08	6.03 ± 0.04	0.57	-0.41	D
2464	05:33:57.31	-04:59:15.5	13.13 ± 0.02	12.39 ± 0.03	11.98 ± 0.02	11.59 ± 0.01	11.15 ± 0.01	10.61 ± 0.01	9.62 ± 0.01	6.81 ± 0.03	0.00	-0.57	D
2465	05:35:40.53	-04:59:13.1	15.90 ± 0.06	15.18 ± 0.08	14.79 ± 0.08	14.35 ± 0.03	13.96 ± 0.02	... ± ± ± ...	0.00	...	D
2466	05:37:33.33	-04:59:03.0	17.10 ± 0.17	16.18 ± 0.16	15.37 ± 0.17	14.36 ± 0.01	13.39 ± 0.01	12.64 ± 0.04	11.85 ± 0.05	8.67 ± 0.14	0.00	0.02	D
2467	05:33:03.60	-04:58:55.6	14.25 ± 0.03	13.63 ± 0.03	13.26 ± 0.03	12.81 ± 0.01	12.53 ± 0.01	12.27 ± 0.02	11.66 ± 0.04	8.64 ± 0.12	0.00	-1.53	D
2468	05:34:34.09	-04:58:49.8	... ± ± ± ...	13.25 ± 0.01	12.49 ± 0.01	11.77 ± 0.02	10.88 ± 0.02	8.21 ± 0.10	...	-0.11	D
2469	05:35:29.72	-04:58:48.8	... ± ± ± ± ...	13.73 ± 0.05	10.96 ± 0.03	9.55 ± 0.04	4.22 ± 0.01	P
2470	05:34:32.77	-04:58:46.8	13.76 ± 0.03	13.17 ± 0.04	12.89 ± 0.03	12.33 ± 0.01	12.05 ± 0.01	11.66 ± 0.02	10.86 ± 0.02	7.84 ± 0.08	0.00	-1.14	D
2471	05:35:10.52	-04:58:45.8	... ± ...	13.79 ± 0.04	10.57 ± 0.02	7.24 ± 0.01	6.24 ± 0.01	5.54 ± 0.01	4.95 ± 0.01	2.61 ± 0.01	4.23	-0.23	D
2472	05:35:28.24	-04:58:38.0	... ± ...	14.38 ± 0.07	11.57 ± 0.03	9.13 ± 0.01	8.22 ± 0.01	7.43 ± 0.01	6.84 ± 0.01	4.93 ± 0.02	3.53	-0.20	D
2473	05:34:30.23	-04:58:38.0	14.20 ± 0.03	13.57 ± 0.05	13.32 ± 0.03	12.88 ± 0.01	12.68 ± 0.01	12.45 ± 0.03	11.83 ± 0.03	8.63 ± 0.14	0.00	-1.64	D
2474	05:34:50.72	-04:58:36.8	12.15 ± 0.02	11.15 ± 0.03	10.74 ± 0.02	10.15 ± 0.01	9.92 ± 0.01	9.63 ± 0.01	9.18 ± 0.01	7.38 ± 0.06	0.31	-1.71	D
2475	05:33:06.23	-04:58:35.9	14.13 ± 0.03	13.53 ± 0.03	13.26 ± 0.04	12.98 ± 0.01	12.77 ± 0.01	12.44 ± 0.03	11.75 ± 0.03	8.85 ± 0.15	0.00	-1.41	D
2476	05:35:04.59	-04:58:28.7	13.48 ± 0.03	12.08 ± 0.03	11.09 ± 0.02	9.97 ± 0.01	9.62 ± 0.01	9.30 ± 0.01	8.66 ± 0.01	5.57 ± 0.01	0.40	-1.35	D
2477	05:35:54.77	-04:58:19.8	14.48 ± 0.03	13.43 ± 0.03	12.66 ± 0.03	11.75 ± 0.01	11.26 ± 0.01	10.58 ± 0.02	9.51 ± 0.02	5.79 ± 0.03	0.10	-0.24	D
2478	05:35:53.72	-04:57:56.5	14.45 ± 0.03	13.81 ± 0.03	13.55 ± 0.03	13.02 ± 0.01	12.69 ± 0.01	12.36 ± 0.06	... ± ± ...	0.00	...	D
2479	05:35:31.46	-04:57:47.5	16.85 ± 0.15	15.13 ± 0.08	14.16 ± 0.05	13.34 ± 0.03	13.04 ± 0.02	11.56 ± 0.07	... ± ± ...	0.82	...	D
2480	05:34:40.48	-04:57:39.5	12.82 ± 0.03	12.09 ± 0.03	11.75 ± 0.02	11.21 ± 0.01	10.95 ± 0.01	10.83 ± 0.01	10.16 ± 0.01	6.40 ± 0.03	0.00	-1.67	D
2481	05:35:28.89	-04:57:38.9	... ± ...	14.96 ± 0.07	13.16 ± 0.03	11.59 ± 0.01	10.94 ± 0.01	10.31 ± 0.04	... ± ...	5.40 ± 0.03	1.94	...	D
2482	05:34:53.43	-04:57:32.7	13.30 ± 0.02	12.66 ± 0.04	12.27 ± 0.02	11.82 ± 0.01	11.49 ± 0.01	11.07 ± 0.01	10.41 ± 0.03	7.71 ± 0.05	0.00	-1.20	D
2483	05:35:31.19	-04:57:27.1	14.72 ± 0.04	12.90 ± 0.04	11.99 ± 0.02	11.05 ± 0.01	10.61 ± 0.01	10.07 ± 0.05	9.10 ± 0.10	... ± ...	0.98	-0.59	D
2484	05:35:30.60	-04:57:21.6	14.76 ± 0.06	14.19 ± 0.06	13.82 ± 0.04	13.56 ± 0.04	13.28 ± 0.03	... ± ± ± ...	0.00	...	D
2485	05:34:57.72	-04:57:19.6	... ± ...	15.03 ± 0.08	13.02 ± 0.03	11.40 ± 0.01	10.78 ± 0.01	10.25 ± 0.01	9.69 ± 0.03	5.82 ± 0.02	2.52	-0.87	D

Table 1—Continued

Index	R.A. ^a	Decl. ^a	J	H	K_S	[3.6]	[4.5]	[5.8]	[8.0]	[24]	A_K^b	α_{IRAC}^c	Class
2486	05:35:04.41	-04:57:15.5	14.82 ± 0.04	13.92 ± 0.04	13.51 ± 0.03	12.96 ± 0.01	12.77 ± 0.01	12.46 ± 0.12	... ± ± ...	0.18	...	D
2487	05:35:09.46	-04:57:11.3	13.98 ± 0.03	13.21 ± 0.03	12.71 ± 0.02	12.06 ± 0.01	11.33 ± 0.01	10.72 ± 0.05	9.46 ± 0.07	6.39 ± 0.04	0.00	0.09	D
2488	05:32:56.21	-04:57:07.1	13.54 ± 0.02	12.86 ± 0.02	12.64 ± 0.03	12.33 ± 0.01	12.09 ± 0.01	11.76 ± 0.02	11.15 ± 0.02	8.54 ± 0.08	0.04	-1.46	D
2489	05:35:05.46	-04:57:05.2	... ± ± ...	14.72 ± 0.07	12.49 ± 0.01	11.70 ± 0.01	10.88 ± 0.06	9.88 ± 0.16	... ±	0.16	D
2490	05:34:27.63	-04:57:04.8	13.74 ± 0.02	12.89 ± 0.03	12.29 ± 0.02	11.14 ± 0.01	10.68 ± 0.01	10.27 ± 0.01	9.27 ± 0.01	6.33 ± 0.03	0.00	-0.72	D
2491	05:34:41.87	-04:56:58.0	14.21 ± 0.03	13.65 ± 0.04	13.25 ± 0.03	12.88 ± 0.01	12.69 ± 0.01	12.50 ± 0.04	... ± ± ...	0.00	...	D
2492	05:34:25.74	-04:56:55.1	11.73 ± 0.05	10.93 ± 0.05	10.57 ± 0.04	10.07 ± 0.01	9.85 ± 0.01	9.58 ± 0.01	8.63 ± 0.01	5.14 ± 0.02	0.09	-1.20	D
2493	05:34:25.41	-04:56:55.1	11.77 ± 0.02	11.04 ± 0.03	10.71 ± 0.02	10.15 ± 0.01	9.97 ± 0.01	9.72 ± 0.01	9.11 ± 0.01	... ± ...	0.03	-1.64	D
2494	05:34:57.44	-04:56:45.3	14.43 ± 0.04	12.56 ± 0.03	11.63 ± 0.02	10.42 ± 0.01	9.81 ± 0.01	9.20 ± 0.01	8.12 ± 0.01	5.73 ± 0.02	1.03	-0.20	D
2495	05:35:03.34	-04:56:42.8	12.33 ± 0.02	11.58 ± 0.03	11.31 ± 0.02	10.92 ± 0.01	10.57 ± 0.01	10.31 ± 0.02	9.44 ± 0.04	5.99 ± 0.04	0.11	-1.17	D
2496	05:34:44.75	-04:56:40.7	13.65 ± 0.03	12.72 ± 0.03	12.24 ± 0.02	11.65 ± 0.01	11.11 ± 0.01	10.86 ± 0.01	10.35 ± 0.05	7.63 ± 0.07	0.17	-1.40	D
2497	05:35:10.94	-04:56:39.5	17.03 ± 0.18	14.77 ± 0.07	13.38 ± 0.04	12.26 ± 0.04	11.56 ± 0.02	... ± ± ± ...	1.20	...	D
2498	05:35:51.18	-04:56:27.7	13.33 ± 0.02	12.14 ± 0.03	11.54 ± 0.02	11.14 ± 0.01	10.50 ± 0.01	9.78 ± 0.02	8.63 ± 0.03	4.91 ± 0.02	0.41	0.04	D
2499	05:34:25.86	-04:56:27.3	12.18 ± 0.02	11.34 ± 0.03	10.91 ± 0.02	10.49 ± 0.01	9.96 ± 0.01	9.40 ± 0.01	8.23 ± 0.01	4.86 ± 0.02	0.09	-0.25	D
2500	05:34:53.85	-04:56:22.1	12.38 ± 0.02	11.30 ± 0.03	10.91 ± 0.02	10.22 ± 0.01	10.33 ± 0.01	9.77 ± 0.01	9.33 ± 0.02	4.76 ± 0.04	0.43	-1.68	D
2501	05:34:55.67	-04:56:12.1	12.47 ± 0.02	11.00 ± 0.03	10.22 ± 0.02	9.22 ± 0.01	8.82 ± 0.01	8.47 ± 0.01	7.74 ± 0.01	4.67 ± 0.02	0.63	-1.15	D
2502	05:35:00.26	-04:56:08.9	14.25 ± 0.03	13.16 ± 0.03	12.58 ± 0.02	11.81 ± 0.01	11.48 ± 0.01	11.16 ± 0.03	10.51 ± 0.07	6.66 ± 0.08	0.29	-1.36	D
2503	05:34:45.00	-04:55:59.3	13.57 ± 0.04	12.11 ± 0.04	11.35 ± 0.03	10.18 ± 0.01	9.78 ± 0.01	9.50 ± 0.01	8.95 ± 0.03	5.68 ± 0.03	0.65	-1.45	D
2504	05:35:01.32	-04:55:56.9	14.34 ± 0.03	13.43 ± 0.03	12.81 ± 0.02	12.28 ± 0.01	12.00 ± 0.01	... ± ± ± ...	0.04	...	D
2505	05:35:13.11	-04:55:52.2	13.17 ± 0.02	10.89 ± 0.03	9.36 ± 0.02	8.08 ± 0.01	7.50 ± 0.01	7.10 ± 0.02	6.51 ± 0.06	... ± ...	1.12	-1.06	D
2506	05:35:07.13	-04:55:50.7	14.72 ± 0.04	13.34 ± 0.03	12.60 ± 0.02	11.72 ± 0.01	11.30 ± 0.01	11.07 ± 0.08	... ± ± ...	0.55	...	D
2507	05:35:19.32	-04:55:44.9	15.55 ± 0.06	12.28 ± 0.03	10.08 ± 0.02	8.27 ± 0.01	7.27 ± 0.01	6.67 ± 0.01	5.91 ± 0.01	2.74 ± 0.03	1.89	-0.18	D
2508	05:35:40.39	-04:55:44.1	13.28 ± 0.02	12.57 ± 0.03	12.20 ± 0.02	11.70 ± 0.01	11.55 ± 0.01	11.41 ± 0.03	10.63 ± 0.04	6.49 ± 0.04	0.00	-1.63	D
2509	05:33:17.29	-04:55:41.9	14.52 ± 0.04	13.94 ± 0.04	13.63 ± 0.05	13.21 ± 0.01	13.07 ± 0.01	12.91 ± 0.03	12.46 ± 0.04	9.07 ± 0.14	0.00	-1.98	D
2510	05:34:29.50	-04:55:30.6	... ± ± ± ...	14.19 ± 0.02	12.63 ± 0.01	12.34 ± 0.04	... ± ...	5.46 ± 0.05	P
2511	05:34:59.87	-04:55:27.4	17.05 ± 0.18	14.02 ± 0.04	12.51 ± 0.02	11.55 ± 0.01	11.26 ± 0.01	11.04 ± 0.05	10.44 ± 0.08	... ± ...	2.10	-1.59	D
2512	05:36:33.36	-04:55:19.2	14.28 ± 0.03	13.51 ± 0.04	13.17 ± 0.02	12.72 ± 0.01	12.43 ± 0.01	12.19 ± 0.02	11.58 ± 0.03	9.13 ± 0.14	0.06	-1.54	D
2513	05:35:27.20	-04:55:18.7	14.01 ± 0.02	12.84 ± 0.03	12.23 ± 0.02	11.53 ± 0.01	11.10 ± 0.01	10.75 ± 0.03	10.03 ± 0.08	... ± ...	0.38	-1.14	D
2514	05:35:30.90	-04:55:17.7	11.86 ± 0.02	11.07 ± 0.03	10.67 ± 0.02	10.13 ± 0.01	9.75 ± 0.01	9.40 ± 0.02	8.33 ± 0.03	4.82 ± 0.02	0.06	-0.80	D
2515	05:34:21.39	-04:55:14.8	16.19 ± 0.09	15.07 ± 0.08	14.73 ± 0.09	12.54 ± 0.01	11.92 ± 0.01	11.24 ± 0.01	10.91 ± 0.03	5.78 ± 0.03	0.47	-0.92	D
2516	05:36:06.65	-04:55:12.2	15.90 ± 0.07	15.06 ± 0.09	14.41 ± 0.07	13.89 ± 0.02	13.55 ± 0.02	... ± ± ± ...	0.00	...	D
2517	05:35:18.58	-04:55:10.7	... ± ...	15.62 ± 0.12	14.05 ± 0.06	12.44 ± 0.01	11.78 ± 0.01	10.98 ± 0.06	... ± ± ...	1.38	...	D
2518	05:36:26.91	-04:55:05.9	14.03 ± 0.03	13.42 ± 0.03	13.03 ± 0.03	12.37 ± 0.01	11.93 ± 0.01	11.68 ± 0.02	10.87 ± 0.02	8.42 ± 0.12	0.00	-1.16	D
2519	05:34:52.03	-04:55:00.9	14.01 ± 0.02	12.50 ± 0.03	11.69 ± 0.02	10.89 ± 0.01	10.47 ± 0.01	10.14 ± 0.01	9.11 ± 0.01	5.32 ± 0.04	0.67	-0.84	D
2520	05:35:31.59	-04:54:37.4	14.88 ± 0.04	13.44 ± 0.03	12.72 ± 0.02	12.11 ± 0.01	11.80 ± 0.01	11.42 ± 0.07	... ± ± ...	0.65	...	D

Table 1—Continued

Index	R.A. ^a	Decl. ^a	J	H	K_S	[3.6]	[4.5]	[5.8]	[8.0]	[24]	A_K^b	α_{IRAC}^c	Class
2521	05:34:56.94	-04:54:35.6	... ± ...	15.35 ± 0.10	13.70 ± 0.04	12.57 ± 0.01	12.11 ± 0.01	11.45 ± 0.05	10.15 ± 0.06	... ± ...	2.16	-0.03	D
2522	05:35:02.89	-04:54:29.7	... ± ...	16.00 ± 0.16	13.67 ± 0.04	11.97 ± 0.01	11.36 ± 0.01	10.78 ± 0.03	10.27 ± 0.07	... ± ...	3.34	-0.88	D
2523	05:35:11.80	-04:54:21.0	16.23 ± 0.09	14.49 ± 0.06	13.65 ± 0.04	12.66 ± 0.03	12.24 ± 0.02	... ± ± ± ...	0.93	...	D
2524	05:35:28.96	-04:54:20.5	15.00 ± 0.03	13.84 ± 0.03	13.27 ± 0.02	12.72 ± 0.01	12.51 ± 0.02	11.97 ± 0.13	... ± ± ...	0.40	...	D
2525	05:34:54.32	-04:54:13.1	14.81 ± 0.04	12.42 ± 0.03	11.25 ± 0.02	10.52 ± 0.01	10.31 ± 0.01	9.93 ± 0.02	9.26 ± 0.05	... ± ...	1.52	-1.37	D
2526	05:33:24.81	-04:54:11.3	15.29 ± 0.05	14.07 ± 0.03	13.16 ± 0.03	12.04 ± 0.01	11.52 ± 0.01	11.28 ± 0.01	10.85 ± 0.01	7.74 ± 0.07	0.22	-1.51	D
2527	05:35:08.22	-04:54:09.7	14.87 ± 0.03	11.97 ± 0.03	10.15 ± 0.02	8.16 ± 0.01	7.36 ± 0.01	6.40 ± 0.01	5.03 ± 0.01	2.42 ± 0.02	1.70	0.78	P
2528	05:35:19.12	-04:54:07.4	13.78 ± 0.03	13.11 ± 0.03	12.88 ± 0.03	12.46 ± 0.01	12.24 ± 0.01	11.51 ± 0.12	... ± ± ...	0.02	...	D
2529	05:35:21.88	-04:54:07.0	11.83 ± 0.02	11.04 ± 0.03	10.68 ± 0.02	10.03 ± 0.01	9.69 ± 0.01	9.57 ± 0.03	9.10 ± 0.06	... ± ...	0.07	-1.82	D
2530	05:34:44.79	-04:54:05.0	14.16 ± 0.03	13.47 ± 0.04	13.17 ± 0.03	12.73 ± 0.01	12.41 ± 0.01	12.06 ± 0.07	... ± ± ...	0.00	...	D
2531	05:35:12.70	-04:54:02.5	16.81 ± 0.14	13.89 ± 0.03	12.33 ± 0.03	10.85 ± 0.02	10.27 ± 0.02	... ± ± ± ...	1.91	...	D
2532	05:35:04.65	-04:54:02.4	16.03 ± 0.08	14.45 ± 0.05	13.71 ± 0.04	12.89 ± 0.03	12.54 ± 0.03	... ± ± ± ...	0.81	...	D
2533	05:34:14.69	-04:53:54.4	17.00 ± 0.17	15.37 ± 0.11	14.48 ± 0.06	13.69 ± 0.01	13.43 ± 0.01	13.16 ± 0.06	12.57 ± 0.06	... ± ...	0.75	-1.56	D
2534	05:35:49.04	-04:53:49.9	14.49 ± 0.03	13.90 ± 0.03	13.52 ± 0.03	12.96 ± 0.01	12.68 ± 0.01	12.16 ± 0.06	... ± ± ...	0.00	...	D
2535	05:34:41.78	-04:53:46.2	12.31 ± 0.02	11.42 ± 0.03	11.04 ± 0.02	10.54 ± 0.01	10.24 ± 0.01	9.92 ± 0.01	8.93 ± 0.02	5.37 ± 0.02	0.19	-1.01	D
2536	05:35:18.63	-04:53:45.4	13.51 ± 0.02	12.78 ± 0.03	12.43 ± 0.02	11.98 ± 0.01	11.75 ± 0.01	11.57 ± 0.12	... ± ± ...	0.00	...	D
2537	05:34:41.88	-04:53:38.4	12.20 ± 0.02	11.42 ± 0.03	11.04 ± 0.02	10.65 ± 0.01	10.42 ± 0.01	10.22 ± 0.01	9.36 ± 0.03	5.50 ± 0.02	0.05	-1.39	D
2538	05:35:17.85	-04:53:36.0	14.21 ± 0.03	12.64 ± 0.03	11.96 ± 0.02	10.87 ± 0.01	10.43 ± 0.01	9.92 ± 0.01	9.13 ± 0.03	... ± ...	0.84	-0.82	D
2539	05:35:08.13	-04:53:31.7	... ± ...	14.36 ± 0.08	13.11 ± 0.07	11.88 ± 0.03	11.54 ± 0.02	... ± ± ± ...	1.62	...	D
2540	05:35:15.85	-04:53:29.4	16.07 ± 0.09	14.36 ± 0.05	13.52 ± 0.03	12.52 ± 0.01	12.10 ± 0.01	11.53 ± 0.07	... ± ...	6.00 ± 0.05	0.89	...	D
2541	05:35:08.31	-04:53:28.6	... ± ...	14.62 ± 0.06	13.23 ± 0.04	11.71 ± 0.03	11.22 ± 0.02	... ± ± ± ...	1.46	...	D
2542	05:35:18.38	-04:53:23.4	12.70 ± 0.02	11.13 ± 0.03	10.11 ± 0.02	9.01 ± 0.01	8.47 ± 0.01	8.06 ± 0.01	7.24 ± 0.01	4.83 ± 0.10	0.60	-0.84	D
2543	05:34:39.26	-04:53:22.8	17.01 ± 0.18	14.74 ± 0.07	13.77 ± 0.04	12.92 ± 0.01	12.57 ± 0.01	12.24 ± 0.06	... ± ± ...	1.51	...	D
2544	05:34:48.04	-04:53:19.3	14.79 ± 0.04	13.86 ± 0.04	13.13 ± 0.03	12.38 ± 0.01	12.02 ± 0.01	11.71 ± 0.05	... ± ± ...	0.00	...	D
2545	05:35:09.54	-04:53:17.5	15.71 ± 0.07	13.80 ± 0.03	12.86 ± 0.02	11.88 ± 0.01	11.34 ± 0.01	10.90 ± 0.08	... ± ± ...	1.09	...	D
2546	05:36:18.59	-04:53:15.3	16.51 ± 0.10	15.39 ± 0.11	14.72 ± 0.08	13.74 ± 0.01	13.20 ± 0.01	12.65 ± 0.04	11.58 ± 0.07	6.64 ± 0.06	0.27	-0.38	D
2547	05:35:14.07	-04:53:11.2	15.73 ± 0.06	13.59 ± 0.04	12.34 ± 0.02	10.65 ± 0.01	10.10 ± 0.01	9.53 ± 0.01	8.79 ± 0.01	4.83 ± 0.04	1.15	-0.70	D
2548	05:35:18.15	-04:53:08.2	14.42 ± 0.03	13.18 ± 0.04	12.46 ± 0.02	11.84 ± 0.01	11.64 ± 0.01	11.36 ± 0.05	... ± ± ...	0.39	...	D
2549	05:35:15.56	-04:53:07.9	16.97 ± 0.18	15.49 ± 0.10	14.80 ± 0.08	13.33 ± 0.01	12.81 ± 0.01	12.14 ± 0.06	10.42 ± 0.07	... ± ...	0.70	0.48	D
2550	05:35:02.95	-04:53:05.6	... ± ...	14.96 ± 0.08	13.56 ± 0.05	11.26 ± 0.02	10.88 ± 0.01	9.92 ± 0.08	... ± ± ...	1.86	...	D
2551	05:34:44.31	-04:53:00.7	16.25 ± 0.08	15.31 ± 0.10	14.81 ± 0.08	14.19 ± 0.03	13.90 ± 0.03	... ± ± ± ...	0.17	...	D
2552	05:34:23.43	-04:52:53.8	... ± ± ± ...	15.28 ± 0.04	14.15 ± 0.02	13.39 ± 0.09	... ± ±	D
2553	05:35:22.53	-04:52:37.0	12.29 ± 0.02	11.21 ± 0.03	10.68 ± 0.02	9.72 ± 0.01	9.09 ± 0.01	8.41 ± 0.01	7.21 ± 0.01	4.04 ± 0.02	0.32	0.03	D
2554	05:35:03.40	-04:52:31.5	15.11 ± 0.04	13.52 ± 0.04	12.82 ± 0.02	12.02 ± 0.02	11.74 ± 0.01	... ± ± ± ...	0.84	...	D
2555	05:34:46.43	-04:52:31.4	15.64 ± 0.06	14.07 ± 0.04	13.20 ± 0.03	12.41 ± 0.01	12.07 ± 0.01	11.72 ± 0.08	... ± ± ...	0.69	...	D

Table 1—Continued

Index	R.A. ^a	Decl. ^a	J	H	K_S	[3.6]	[4.5]	[5.8]	[8.0]	[24]	A_K^b	α_{IRAC}^c	Class
2556	05:35:38.01	-04:52:29.6	13.79 ± 0.03	13.02 ± 0.03	12.61 ± 0.02	12.25 ± 0.01	11.92 ± 0.01	11.58 ± 0.02	10.88 ± 0.02	... ± ...	0.01	-1.27	D
2557	05:35:40.50	-04:52:26.1	12.86 ± 0.02	11.99 ± 0.03	11.62 ± 0.02	11.25 ± 0.01	10.98 ± 0.01	10.76 ± 0.01	10.10 ± 0.02	7.08 ± 0.05	0.17	-1.54	D
2558	05:35:12.64	-04:52:19.2	15.58 ± 0.06	14.33 ± 0.05	13.65 ± 0.04	12.89 ± 0.01	12.52 ± 0.01	12.09 ± 0.08	... ± ± ...	0.42	...	D
2559	05:35:27.60	-04:52:19.1	14.11 ± 0.03	13.23 ± 0.04	12.92 ± 0.03	12.41 ± 0.01	12.17 ± 0.01	11.97 ± 0.03	... ± ± ...	0.23	...	D
2560	05:34:35.99	-04:52:18.0	13.84 ± 0.03	13.17 ± 0.03	12.86 ± 0.02	12.19 ± 0.01	11.78 ± 0.01	11.45 ± 0.02	11.03 ± 0.07	... ± ...	0.00	-1.52	D
2561	05:34:35.18	-04:52:17.9	14.38 ± 0.03	12.89 ± 0.03	11.80 ± 0.02	10.66 ± 0.01	9.85 ± 0.01	9.01 ± 0.01	7.89 ± 0.01	3.71 ± 0.02	0.44	0.34	P
2562	05:35:28.56	-04:52:15.6	14.34 ± 0.03	13.60 ± 0.03	13.12 ± 0.03	12.57 ± 0.01	12.41 ± 0.01	12.15 ± 0.03	11.57 ± 0.11	... ± ...	0.00	-1.67	D
2563	05:37:29.14	-04:52:03.6	12.95 ± 0.04	12.32 ± 0.03	12.02 ± 0.03	11.45 ± 0.01	11.22 ± 0.01	10.95 ± 0.01	10.41 ± 0.01	7.53 ± 0.05	0.00	-1.64	D
2564	05:35:28.46	-04:51:54.8	13.65 ± 0.03	12.97 ± 0.03	12.56 ± 0.03	12.05 ± 0.01	11.80 ± 0.01	11.48 ± 0.02	10.78 ± 0.05	... ± ...	0.00	-1.37	D
2565	05:35:21.31	-04:51:49.8	13.83 ± 0.03	12.89 ± 0.03	12.44 ± 0.02	11.77 ± 0.01	11.43 ± 0.01	11.04 ± 0.03	10.01 ± 0.04	... ± ...	0.20	-0.82	D
2566	05:34:29.77	-04:51:47.7	13.24 ± 0.02	11.78 ± 0.03	10.91 ± 0.02	9.45 ± 0.01	9.05 ± 0.01	8.53 ± 0.01	7.82 ± 0.01	4.74 ± 0.02	0.56	-0.94	D
2567	05:35:13.33	-04:51:44.8	8.09 ± 0.03	7.74 ± 0.03	7.58 ± 0.03	7.47 ± 0.01	7.42 ± 0.01	7.37 ± 0.01	7.32 ± 0.01	4.61 ± 0.03	0.00	-2.66	D
2568	05:35:17.66	-04:51:43.5	14.91 ± 0.04	13.64 ± 0.04	13.05 ± 0.03	12.23 ± 0.01	11.96 ± 0.01	11.70 ± 0.04	11.36 ± 0.13	5.64 ± 0.04	0.51	-1.84	D
2569	05:34:43.51	-04:51:36.5	12.82 ± 0.02	12.06 ± 0.03	11.78 ± 0.02	11.64 ± 0.01	11.59 ± 0.01	11.27 ± 0.04	10.73 ± 0.12	6.33 ± 0.04	0.10	-1.76	D
2570	05:34:04.69	-04:51:31.0	14.83 ± 0.04	14.17 ± 0.05	13.85 ± 0.04	13.38 ± 0.01	13.15 ± 0.01	12.92 ± 0.05	12.39 ± 0.07	... ± ...	0.00	-1.71	D
2571	05:34:11.38	-04:51:22.6	12.35 ± 0.02	11.50 ± 0.03	11.08 ± 0.02	10.65 ± 0.01	10.41 ± 0.01	10.30 ± 0.01	9.77 ± 0.01	6.67 ± 0.03	0.11	-1.86	D
2572	05:35:25.52	-04:51:20.5	12.29 ± 0.02	11.28 ± 0.03	10.69 ± 0.02	9.98 ± 0.01	9.45 ± 0.01	9.22 ± 0.01	8.17 ± 0.01	4.28 ± 0.03	0.19	-0.83	D
2573	05:36:50.38	-04:51:15.3	14.58 ± 0.04	13.95 ± 0.04	13.57 ± 0.03	12.98 ± 0.01	12.63 ± 0.01	12.24 ± 0.03	11.24 ± 0.03	8.43 ± 0.09	0.00	-0.86	D
2574	05:35:33.33	-04:51:11.0	12.70 ± 0.02	11.83 ± 0.03	11.43 ± 0.02	10.96 ± 0.01	10.66 ± 0.01	10.41 ± 0.01	9.90 ± 0.02	... ± ...	0.14	-1.63	D
2575	05:35:57.02	-04:51:08.3	14.61 ± 0.03	14.06 ± 0.04	13.69 ± 0.02	13.25 ± 0.01	13.02 ± 0.01	12.74 ± 0.03	12.02 ± 0.05	... ± ...	0.00	-1.44	D
2576	05:35:33.02	-04:51:01.1	14.11 ± 0.03	13.23 ± 0.04	12.74 ± 0.02	12.10 ± 0.01	11.79 ± 0.01	11.47 ± 0.02	10.84 ± 0.04	... ± ...	0.10	-1.39	D
2577	05:35:15.77	-04:50:54.2	13.57 ± 0.03	12.75 ± 0.03	12.41 ± 0.02	11.83 ± 0.01	11.45 ± 0.01	10.98 ± 0.01	10.10 ± 0.03	... ± ...	0.12	-0.84	D
2578	05:35:03.71	-04:50:52.9	11.47 ± 0.02	10.37 ± 0.03	9.60 ± 0.02	8.92 ± 0.01	8.38 ± 0.01	8.09 ± 0.01	7.22 ± 0.02	3.83 ± 0.02	0.17	-0.95	D
2579	05:34:58.27	-04:50:51.7	13.30 ± 0.02	12.38 ± 0.03	11.92 ± 0.02	11.23 ± 0.01	10.89 ± 0.01	10.38 ± 0.03	9.61 ± 0.09	... ± ...	0.16	-0.94	D
2580	05:34:48.45	-04:50:51.1	13.42 ± 0.02	12.70 ± 0.03	12.38 ± 0.02	11.81 ± 0.01	11.36 ± 0.01	10.98 ± 0.02	10.11 ± 0.05	6.68 ± 0.05	0.02	-0.91	D
2581	05:34:04.70	-04:50:49.6	13.92 ± 0.03	13.28 ± 0.03	12.99 ± 0.03	12.58 ± 0.01	12.34 ± 0.01	12.12 ± 0.02	11.25 ± 0.03	7.82 ± 0.07	0.00	-1.34	D
2582	05:34:39.98	-04:50:47.7	14.05 ± 0.02	13.07 ± 0.03	12.64 ± 0.02	12.07 ± 0.01	11.81 ± 0.01	11.54 ± 0.03	10.79 ± 0.07	... ± ...	0.27	-1.39	D
2583	05:35:21.49	-04:50:45.1	9.86 ± 0.02	9.18 ± 0.03	8.94 ± 0.02	8.30 ± 0.01	8.08 ± 0.01	7.80 ± 0.01	7.08 ± 0.01	2.97 ± 0.02	0.03	-1.43	D
2584	05:34:10.46	-04:50:34.8	10.99 ± 0.02	10.28 ± 0.03	9.95 ± 0.02	9.05 ± 0.01	8.73 ± 0.01	8.44 ± 0.01	8.14 ± 0.01	5.95 ± 0.02	0.00	-1.78	D
2585	05:34:21.27	-04:50:32.6	13.85 ± 0.03	13.06 ± 0.03	12.72 ± 0.02	12.37 ± 0.01	12.13 ± 0.01	11.73 ± 0.02	10.68 ± 0.02	5.91 ± 0.02	0.09	-0.89	D
2586	05:34:10.47	-04:50:27.2	13.51 ± 0.03	12.81 ± 0.04	12.47 ± 0.03	12.03 ± 0.01	11.85 ± 0.01	11.57 ± 0.02	10.82 ± 0.02	7.14 ± 0.04	0.00	-1.45	D
2587	05:34:12.61	-04:50:24.7	10.50 ± 0.02	9.68 ± 0.03	9.28 ± 0.02	8.68 ± 0.01	8.42 ± 0.01	8.08 ± 0.01	7.55 ± 0.01	5.08 ± 0.03	0.09	-1.53	D
2588	05:35:48.07	-04:50:20.5	13.21 ± 0.02	12.65 ± 0.03	12.30 ± 0.02	11.88 ± 0.01	11.69 ± 0.01	11.47 ± 0.01	10.94 ± 0.02	7.72 ± 0.07	0.00	-1.76	D
2589	05:35:23.82	-04:50:16.3	... ± ± ...	10.44 ± 0.06	10.36 ± 0.02	10.09 ± 0.01	9.60 ± 0.02	8.34 ± 0.03	... ±	-0.51	D
2590	05:35:32.72	-04:50:11.5	11.24 ± 0.05	10.22 ± 0.05	9.62 ± 0.03	8.73 ± 0.01	8.34 ± 0.01	7.96 ± 0.01	7.30 ± 0.01	4.80 ± 0.04	0.20	-1.20	D

Table 1—Continued

Index	R.A. ^a	Decl. ^a	J	H	K_S	[3.6]	[4.5]	[5.8]	[8.0]	[24]	A_K^b	α_{IRAC}^c	Class
2591	05:35:24.14	-04:50:09.0	... ± ...	12.10 ± 0.05	11.71 ± 0.03	10.96 ± 0.01	10.41 ± 0.01	9.59 ± 0.01	7.60 ± 0.02	2.57 ± 0.03	0.00	1.01	D
2592	05:34:12.19	-04:50:07.0	13.43 ± 0.03	12.37 ± 0.03	11.51 ± 0.02	11.89 ± 0.01	11.20 ± 0.01	10.63 ± 0.01	9.38 ± 0.01	5.94 ± 0.02	0.05	-0.00	D
2593	05:35:06.78	-04:50:01.8	16.99 ± 0.19	... ± ...	15.40 ± 0.16	14.53 ± 0.02	13.65 ± 0.02	12.60 ± 0.05	10.90 ± 0.04	6.82 ± 0.05	...	1.34	P
2594	05:34:47.64	-04:50:01.0	12.74 ± 0.03	11.48 ± 0.03	10.95 ± 0.02	10.59 ± 0.01	10.47 ± 0.01	10.34 ± 0.02	9.34 ± 0.03	4.37 ± 0.03	0.55	-1.44	D
2595	05:36:09.28	-04:50:00.8	12.80 ± 0.02	12.09 ± 0.03	11.80 ± 0.02	11.23 ± 0.01	10.94 ± 0.01	10.69 ± 0.01	9.97 ± 0.01	7.37 ± 0.05	0.03	-1.41	D
2596	05:36:02.64	-04:50:00.1	14.49 ± 0.03	13.91 ± 0.04	13.57 ± 0.03	13.02 ± 0.01	12.67 ± 0.01	12.41 ± 0.03	11.69 ± 0.10	... ± ...	0.00	-1.34	D
2597	05:34:48.53	-04:49:56.7	13.97 ± 0.03	12.07 ± 0.03	11.16 ± 0.02	10.13 ± 0.01	9.57 ± 0.01	9.51 ± 0.02	8.66 ± 0.03	5.34 ± 0.03	1.09	-1.27	D
2598	05:34:30.05	-04:49:50.3	12.01 ± 0.02	11.27 ± 0.03	10.96 ± 0.02	10.51 ± 0.01	10.33 ± 0.01	10.28 ± 0.01	10.02 ± 0.02	6.83 ± 0.05	0.06	-2.31	D
2599	05:35:20.65	-04:49:49.6	14.37 ± 0.02	13.75 ± 0.04	13.35 ± 0.03	12.76 ± 0.01	12.36 ± 0.01	11.98 ± 0.04	11.23 ± 0.07	... ± ...	0.00	-1.09	D
2600	05:34:55.11	-04:49:41.3	13.53 ± 0.02	12.54 ± 0.03	11.88 ± 0.02	11.07 ± 0.01	10.63 ± 0.01	10.65 ± 0.03	... ± ± ...	0.11	...	D
2601	05:35:25.70	-04:49:31.1	12.93 ± 0.02	12.24 ± 0.03	11.95 ± 0.02	11.11 ± 0.01	10.68 ± 0.01	10.25 ± 0.01	9.37 ± 0.01	... ± ...	0.00	-0.85	D
2602	05:35:11.78	-04:49:30.1	13.48 ± 0.03	12.67 ± 0.03	12.12 ± 0.02	11.01 ± 0.01	10.54 ± 0.01	10.02 ± 0.01	9.35 ± 0.01	5.68 ± 0.04	0.00	-0.92	D
2603	05:37:17.62	-04:49:29.4	16.11 ± 0.10	15.45 ± 0.12	14.97 ± 0.15	14.54 ± 0.01	14.24 ± 0.02	13.85 ± 0.09	13.28 ± 0.10	... ± ...	0.00	-1.37	D
2604	05:34:16.33	-04:49:26.9	13.05 ± 0.03	12.35 ± 0.03	12.09 ± 0.02	11.71 ± 0.01	11.56 ± 0.01	11.39 ± 0.01	11.01 ± 0.04	8.30 ± 0.08	0.03	-2.03	D
2605	05:35:26.33	-04:49:26.3	13.22 ± 0.02	12.55 ± 0.03	12.28 ± 0.02	11.75 ± 0.01	11.37 ± 0.01	10.90 ± 0.01	10.08 ± 0.02	... ± ...	0.00	-0.92	D
2606	05:35:03.25	-04:49:20.7	9.96 ± 0.02	9.08 ± 0.03	8.51 ± 0.02	7.68 ± 0.01	7.25 ± 0.01	7.05 ± 0.01	6.55 ± 0.01	3.97 ± 0.01	0.04	-1.59	D
2607	05:33:01.75	-04:49:18.5	13.37 ± 0.02	12.38 ± 0.02	11.52 ± 0.02	10.50 ± 0.01	9.77 ± 0.01	9.35 ± 0.01	8.37 ± 0.01	5.30 ± 0.01	0.00	-0.46	D
2608	05:35:52.08	-04:49:15.1	13.72 ± 0.03	13.03 ± 0.03	12.61 ± 0.02	11.87 ± 0.01	11.52 ± 0.01	11.21 ± 0.01	10.60 ± 0.01	8.21 ± 0.11	0.00	-1.38	D
2609	05:34:36.97	-04:49:10.9	14.48 ± 0.03	13.41 ± 0.04	12.89 ± 0.02	11.94 ± 0.01	11.65 ± 0.01	11.40 ± 0.02	10.89 ± 0.04	7.68 ± 0.07	0.33	-1.64	D
2610	05:35:34.40	-04:49:03.1	15.30 ± 0.05	14.72 ± 0.06	14.35 ± 0.06	13.91 ± 0.02	13.60 ± 0.03	... ± ± ± ...	0.00	...	D
2611	05:34:37.71	-04:48:57.5	13.21 ± 0.03	12.22 ± 0.03	11.91 ± 0.02	11.74 ± 0.01	11.69 ± 0.01	11.60 ± 0.02	11.35 ± 0.05	6.59 ± 0.04	0.35	-2.39	D
2612	05:35:34.64	-04:48:57.4	15.58 ± 0.06	13.91 ± 0.04	12.58 ± 0.03	10.73 ± 0.01	10.12 ± 0.01	9.31 ± 0.01	8.36 ± 0.01	5.43 ± 0.05	0.49	-0.07	D
2613	05:34:46.09	-04:48:45.5	... ± ± ± ...	14.57 ± 0.02	13.63 ± 0.01	12.72 ± 0.08	11.70 ± 0.09	... ±	0.46	D
2614	05:35:05.85	-04:48:42.9	12.21 ± 0.02	11.16 ± 0.03	10.57 ± 0.02	9.88 ± 0.01	9.52 ± 0.01	9.33 ± 0.01	8.58 ± 0.01	5.85 ± 0.03	0.24	-1.40	D
2615	05:34:50.56	-04:48:37.0	14.82 ± 0.03	13.55 ± 0.04	12.64 ± 0.02	11.52 ± 0.01	10.95 ± 0.01	10.57 ± 0.02	9.79 ± 0.05	6.93 ± 0.05	0.29	-0.89	D
2616	05:35:00.54	-04:48:35.6	14.31 ± 0.03	13.22 ± 0.04	12.37 ± 0.02	11.23 ± 0.01	10.64 ± 0.01	10.15 ± 0.01	9.30 ± 0.03	6.44 ± 0.04	0.09	-0.64	D
2617	05:35:02.95	-04:48:32.9	13.21 ± 0.02	12.51 ± 0.03	12.19 ± 0.03	11.78 ± 0.01	11.58 ± 0.01	11.15 ± 0.02	10.02 ± 0.03	6.79 ± 0.04	0.01	-0.81	D
2618	05:35:22.79	-04:48:29.6	11.86 ± 0.02	11.05 ± 0.03	10.74 ± 0.02	10.12 ± 0.01	9.91 ± 0.01	9.56 ± 0.01	9.04 ± 0.01	... ± ...	0.15	-1.57	D
2619	05:34:34.15	-04:48:28.0	12.68 ± 0.02	11.94 ± 0.03	11.71 ± 0.02	11.40 ± 0.01	11.23 ± 0.01	10.99 ± 0.02	10.17 ± 0.06	6.59 ± 0.04	0.11	-1.43	D
2620	05:34:55.13	-04:48:27.4	11.13 ± 0.02	10.41 ± 0.03	10.17 ± 0.02	10.08 ± 0.01	10.07 ± 0.01	9.99 ± 0.02	9.95 ± 0.09	4.56 ± 0.02	0.07	-2.67	D
2621	05:35:23.16	-04:48:27.1	16.15 ± 0.16	15.16 ± 0.12	14.50 ± 0.10	13.28 ± 0.01	12.78 ± 0.01	12.31 ± 0.03	10.86 ± 0.05	... ± ...	0.11	-0.10	D
2622	05:33:51.35	-04:48:22.2	12.48 ± 0.02	11.61 ± 0.03	11.27 ± 0.02	10.70 ± 0.01	10.46 ± 0.01	10.03 ± 0.01	9.61 ± 0.01	7.44 ± 0.06	0.19	-1.55	D
2623	05:35:12.51	-04:48:21.2	14.87 ± 0.04	14.08 ± 0.04	13.65 ± 0.04	12.96 ± 0.01	12.66 ± 0.01	12.29 ± 0.03	11.55 ± 0.05	... ± ...	0.03	-1.21	D
2624	05:34:43.56	-04:48:21.0	14.96 ± 0.04	14.44 ± 0.07	14.02 ± 0.05	13.60 ± 0.01	13.29 ± 0.01	12.91 ± 0.11	... ± ± ...	0.00	...	D
2625	05:34:50.75	-04:48:20.2	15.35 ± 0.05	14.47 ± 0.05	13.94 ± 0.04	13.11 ± 0.01	12.47 ± 0.01	11.78 ± 0.05	10.64 ± 0.10	... ± ...	0.06	-0.00	D

Table 1—Continued

Index	R.A. ^a	Decl. ^a	J	H	K_S	[3.6]	[4.5]	[5.8]	[8.0]	[24]	A_K ^b	α_{IRAC} ^c	Class
2626	05:35:00.94	-04:48:18.7	12.38 ± 0.02	11.58 ± 0.03	11.26 ± 0.02	10.79 ± 0.01	10.50 ± 0.01	10.14 ± 0.01	9.33 ± 0.02	6.77 ± 0.04	0.12	-1.16	D
2627	05:35:19.74	-04:48:18.0	14.05 ± 0.03	12.98 ± 0.03	12.38 ± 0.02	11.69 ± 0.01	11.31 ± 0.01	11.03 ± 0.01	10.55 ± 0.02	... ± ...	0.27	-1.55	D
2628	05:35:23.72	-04:48:16.7	13.08 ± 0.02	12.35 ± 0.03	12.02 ± 0.02	11.54 ± 0.01	11.10 ± 0.01	10.56 ± 0.01	9.32 ± 0.01	6.22 ± 0.05	0.02	-0.29	D
2629	05:35:28.69	-04:48:16.1	15.79 ± 0.06	14.42 ± 0.05	12.88 ± 0.02	9.39 ± 0.01	8.64 ± 0.01	7.90 ± 0.01	7.19 ± 0.01	4.14 ± 0.02	0.00	-0.30	D
2630	05:35:32.54	-04:48:08.4	14.71 ± 0.04	14.05 ± 0.04	13.69 ± 0.03	13.06 ± 0.01	12.70 ± 0.01	12.40 ± 0.03	11.74 ± 0.05	... ± ...	0.00	-1.33	D
2631	05:34:56.83	-04:48:06.9	14.44 ± 0.03	13.78 ± 0.04	13.52 ± 0.04	13.10 ± 0.01	12.88 ± 0.02	... ± ± ± ...	0.00	...	D
2632	05:35:44.14	-04:48:04.7	12.06 ± 0.02	11.20 ± 0.03	10.72 ± 0.02	10.03 ± 0.01	9.70 ± 0.01	9.57 ± 0.01	9.17 ± 0.01	5.41 ± 0.02	0.07	-1.89	D
2633	05:34:17.05	-04:48:03.7	13.60 ± 0.02	12.11 ± 0.03	11.25 ± 0.02	10.12 ± 0.01	9.50 ± 0.01	9.34 ± 0.01	8.87 ± 0.01	6.42 ± 0.03	0.59	-1.49	D
2634	05:35:03.75	-04:47:51.8	14.24 ± 0.03	13.47 ± 0.03	13.21 ± 0.03	12.71 ± 0.01	12.43 ± 0.01	12.10 ± 0.03	11.18 ± 0.04	... ± ...	0.13	-1.08	D
2635	05:34:48.62	-04:47:50.1	13.07 ± 0.02	12.31 ± 0.03	11.94 ± 0.02	11.47 ± 0.01	10.95 ± 0.01	10.83 ± 0.02	10.03 ± 0.03	6.75 ± 0.05	0.03	-1.28	D
2636	05:33:55.80	-04:47:49.4	13.13 ± 0.02	11.99 ± 0.03	11.10 ± 0.02	9.59 ± 0.01	9.09 ± 0.01	8.60 ± 0.01	7.70 ± 0.01	4.82 ± 0.03	0.12	-0.67	D
2637	05:35:35.21	-04:47:39.4	12.35 ± 0.02	11.53 ± 0.03	11.26 ± 0.02	10.80 ± 0.01	10.57 ± 0.01	10.10 ± 0.01	8.82 ± 0.01	4.61 ± 0.03	0.17	-0.54	D
2638	05:35:28.63	-04:47:26.0	12.53 ± 0.02	11.68 ± 0.03	11.20 ± 0.02	10.63 ± 0.01	10.31 ± 0.01	9.77 ± 0.01	8.92 ± 0.02	5.98 ± 0.02	0.06	-0.84	D
2639	05:35:54.05	-04:47:19.3	12.39 ± 0.02	11.57 ± 0.03	11.04 ± 0.02	10.14 ± 0.01	9.61 ± 0.01	9.34 ± 0.01	8.67 ± 0.01	5.73 ± 0.04	0.00	-1.21	D
2640	05:36:29.88	-04:47:15.4	... ± ± ± ...	14.34 ± 0.01	13.34 ± 0.01	12.40 ± 0.03	11.37 ± 0.03	8.19 ± 0.08	...	0.57	FP
2641	05:34:46.26	-04:47:14.5	13.88 ± 0.03	12.73 ± 0.03	12.28 ± 0.03	12.00 ± 0.01	11.92 ± 0.01	11.53 ± 0.06	... ± ...	5.94 ± 0.03	0.47	...	D
2642	05:33:43.18	-04:47:14.1	13.32 ± 0.03	12.52 ± 0.04	12.13 ± 0.03	11.28 ± 0.01	10.89 ± 0.01	10.59 ± 0.01	10.13 ± 0.01	8.21 ± 0.09	0.08	-1.54	D
2643	05:35:04.80	-04:47:09.1	14.01 ± 0.03	13.40 ± 0.04	13.05 ± 0.03	12.54 ± 0.01	12.25 ± 0.01	11.97 ± 0.03	11.29 ± 0.05	7.82 ± 0.08	0.00	-1.42	D
2644	05:35:43.02	-04:47:00.2	13.19 ± 0.03	12.44 ± 0.04	12.18 ± 0.02	11.84 ± 0.01	11.65 ± 0.01	11.32 ± 0.01	10.71 ± 0.02	8.37 ± 0.09	0.10	-1.51	D
2645	05:34:44.71	-04:46:57.3	16.62 ± 0.12	14.66 ± 0.05	13.36 ± 0.02	11.96 ± 0.01	11.51 ± 0.01	11.14 ± 0.06	... ± ± ...	0.87	...	D
2646	05:35:32.22	-04:46:57.1	11.78 ± 0.02	10.74 ± 0.03	10.17 ± 0.02	9.37 ± 0.01	8.97 ± 0.01	8.53 ± 0.01	7.63 ± 0.01	4.71 ± 0.02	0.24	-0.85	D
2647	05:35:34.51	-04:46:54.5	12.50 ± 0.02	11.54 ± 0.03	11.01 ± 0.02	10.68 ± 0.01	10.25 ± 0.01	9.67 ± 0.01	8.65 ± 0.01	5.96 ± 0.05	0.16	-0.49	D
2648	05:35:08.69	-04:46:52.1	12.69 ± 0.02	11.07 ± 0.03	9.91 ± 0.02	8.62 ± 0.01	8.29 ± 0.01	7.70 ± 0.01	7.05 ± 0.01	4.34 ± 0.02	0.54	-0.98	D
2649	05:35:32.28	-04:46:48.5	16.09 ± 0.12	14.58 ± 0.08	13.57 ± 0.06	11.67 ± 0.01	10.86 ± 0.01	10.15 ± 0.01	9.32 ± 0.02	5.44 ± 0.04	0.52	-0.16	P
2650	05:35:00.48	-04:46:44.9	14.20 ± 0.03	13.53 ± 0.04	13.14 ± 0.03	12.64 ± 0.01	12.43 ± 0.01	12.27 ± 0.04	... ± ± ...	0.00	...	D
2651	05:35:22.83	-04:46:41.1	12.99 ± 0.02	12.17 ± 0.03	11.80 ± 0.02	11.23 ± 0.01	10.95 ± 0.01	10.62 ± 0.01	10.00 ± 0.02	6.74 ± 0.04	0.12	-1.42	D
2652	05:35:49.86	-04:46:32.2	12.49 ± 0.02	11.83 ± 0.03	11.46 ± 0.02	11.05 ± 0.01	10.78 ± 0.01	10.38 ± 0.01	9.65 ± 0.02	6.71 ± 0.03	0.00	-1.21	D
2653	05:35:33.67	-04:46:23.8	12.08 ± 0.02	11.19 ± 0.03	10.84 ± 0.02	10.45 ± 0.01	10.32 ± 0.01	10.18 ± 0.01	9.62 ± 0.01	5.19 ± 0.03	0.21	-1.90	D
2654	05:35:04.70	-04:46:21.9	15.35 ± 0.05	14.27 ± 0.04	13.38 ± 0.03	12.90 ± 0.01	12.45 ± 0.01	11.95 ± 0.03	11.37 ± 0.05	7.71 ± 0.08	0.05	-1.06	D
2655	05:34:54.32	-04:46:12.1	15.49 ± 0.05	14.65 ± 0.06	14.14 ± 0.05	13.54 ± 0.01	13.33 ± 0.01	... ± ± ± ...	0.04	...	D
2656	05:34:56.80	-04:46:04.7	12.38 ± 0.03	11.46 ± 0.03	10.96 ± 0.02	10.04 ± 0.01	9.72 ± 0.01	9.43 ± 0.01	9.05 ± 0.02	6.52 ± 0.03	0.14	-1.70	D
2657	05:35:07.54	-04:45:55.0	13.63 ± 0.05	13.16 ± 0.07	12.68 ± 0.05	12.04 ± 0.01	11.73 ± 0.01	11.47 ± 0.02	10.87 ± 0.04	... ± ...	0.00	-1.51	D
2658	05:35:40.01	-04:45:54.9	11.47 ± 0.02	10.77 ± 0.03	10.42 ± 0.02	10.03 ± 0.01	9.78 ± 0.01	9.44 ± 0.01	8.58 ± 0.01	5.99 ± 0.02	0.00	-1.18	D
2659	05:35:16.73	-04:45:44.1	11.35 ± 0.02	10.38 ± 0.03	9.72 ± 0.02	8.30 ± 0.01	7.96 ± 0.01	7.53 ± 0.01	6.79 ± 0.01	4.52 ± 0.01	0.09	-1.10	D
2660	05:34:53.99	-04:45:37.2	... ± ± ...	15.21 ± 0.11	13.05 ± 0.02	12.54 ± 0.01	11.95 ± 0.06	11.00 ± 0.09	7.63 ± 0.07	...	-0.48	D

Table 1—Continued

Index	R.A. ^a	Decl. ^a	J	H	K_S	[3.6]	[4.5]	[5.8]	[8.0]	[24]	A_K^b	α_{IRAC}^c	Class
2661	05:35:28.78	-04:45:29.3	15.78 ± 0.06	13.94 ± 0.04	12.75 ± 0.03	11.16 ± 0.01	10.87 ± 0.01	10.05 ± 0.01	9.45 ± 0.01	6.39 ± 0.04	0.80	-0.76	D
2662	05:35:22.92	-04:45:18.3	14.01 ± 0.03	13.31 ± 0.04	12.77 ± 0.03	12.35 ± 0.01	12.32 ± 0.01	11.99 ± 0.02	10.95 ± 0.03	7.12 ± 0.05	0.00	-1.19	D
2663	05:36:12.43	-04:45:15.7	... ± ± ± ...	15.38 ± 0.06	14.66 ± 0.04	12.60 ± 0.07	10.93 ± 0.08	7.63 ± 0.06	...	2.53	FP
2664	05:34:29.57	-04:45:02.7	12.75 ± 0.02	11.82 ± 0.03	11.22 ± 0.02	10.37 ± 0.01	9.85 ± 0.01	9.57 ± 0.01	8.55 ± 0.01	5.67 ± 0.03	0.07	-0.82	D
2665	05:35:13.73	-04:45:02.6	16.14 ± 0.08	15.44 ± 0.10	14.87 ± 0.10	14.36 ± 0.02	13.94 ± 0.02	13.35 ± 0.14	... ± ± ...	0.00	...	D
2666	05:35:18.70	-04:44:56.4	14.20 ± 0.03	13.52 ± 0.04	13.14 ± 0.03	12.46 ± 0.01	11.97 ± 0.01	11.45 ± 0.02	10.58 ± 0.02	... ± ...	0.00	-0.67	D
2667	05:36:19.76	-04:44:54.5	11.66 ± 0.02	10.94 ± 0.03	10.68 ± 0.02	10.03 ± 0.01	9.73 ± 0.01	9.44 ± 0.01	9.01 ± 0.01	6.77 ± 0.03	0.06	-1.66	D
2668	05:34:02.02	-04:44:53.5	13.06 ± 0.03	12.41 ± 0.04	12.08 ± 0.03	11.68 ± 0.01	11.42 ± 0.01	11.14 ± 0.01	10.47 ± 0.01	8.38 ± 0.11	0.00	-1.46	D
2669	05:35:17.87	-04:44:52.5	11.61 ± 0.02	10.73 ± 0.03	10.16 ± 0.02	9.55 ± 0.01	9.12 ± 0.01	8.97 ± 0.01	8.14 ± 0.01	5.08 ± 0.02	0.05	-1.29	D
2670	05:35:09.65	-04:44:49.4	14.98 ± 0.05	14.09 ± 0.05	13.75 ± 0.05	13.27 ± 0.02	12.92 ± 0.01	... ± ± ± ...	0.22	...	D
2671	05:37:04.34	-04:44:46.2	16.31 ± 0.13	15.39 ± 0.11	14.94 ± 0.14	14.28 ± 0.01	13.99 ± 0.02	13.47 ± 0.09	12.93 ± 0.13	... ± ...	0.17	-1.23	D
2672	05:35:18.90	-04:44:27.6	13.04 ± 0.02	12.30 ± 0.03	11.99 ± 0.02	11.67 ± 0.01	11.55 ± 0.01	11.33 ± 0.03	10.73 ± 0.06	7.42 ± 0.06	0.05	-1.76	D
2673	05:35:35.31	-04:44:20.1	14.05 ± 0.02	13.47 ± 0.03	13.11 ± 0.02	12.65 ± 0.01	12.37 ± 0.01	12.18 ± 0.03	11.62 ± 0.07	... ± ...	0.00	-1.67	D
2674	05:33:34.30	-04:44:18.0	11.43 ± 0.02	10.76 ± 0.02	10.52 ± 0.02	10.15 ± 0.01	9.98 ± 0.01	9.71 ± 0.01	9.21 ± 0.01	7.21 ± 0.04	0.02	-1.74	D
2675	05:35:03.08	-04:44:16.7	14.16 ± 0.03	13.47 ± 0.04	13.10 ± 0.02	12.38 ± 0.01	12.03 ± 0.01	11.65 ± 0.03	10.97 ± 0.06	... ± ...	0.00	-1.21	D
2676	05:35:44.53	-04:44:15.9	12.36 ± 0.02	11.63 ± 0.03	11.45 ± 0.02	11.29 ± 0.01	11.25 ± 0.01	11.14 ± 0.02	10.52 ± 0.04	6.45 ± 0.04	0.12	-1.96	D
2677	05:35:00.15	-04:44:10.6	14.03 ± 0.02	13.05 ± 0.03	12.58 ± 0.02	11.91 ± 0.01	11.53 ± 0.01	11.16 ± 0.02	10.43 ± 0.04	... ± ...	0.25	-1.14	D
2678	05:35:10.81	-04:44:10.6	13.36 ± 0.02	12.46 ± 0.03	12.13 ± 0.02	11.66 ± 0.01	11.32 ± 0.01	10.95 ± 0.02	9.95 ± 0.04	... ± ...	0.24	-0.89	D
2679	05:35:18.86	-04:44:10.2	13.02 ± 0.02	12.28 ± 0.03	11.91 ± 0.02	11.42 ± 0.01	11.23 ± 0.01	10.92 ± 0.02	10.22 ± 0.05	7.64 ± 0.08	0.01	-1.45	D
2680	05:36:29.30	-04:43:59.8	13.60 ± 0.03	13.01 ± 0.04	12.66 ± 0.02	12.18 ± 0.01	11.91 ± 0.01	11.73 ± 0.02	11.47 ± 0.04	7.72 ± 0.06	0.00	-2.04	D
2681	05:35:33.00	-04:43:58.9	11.41 ± 0.02	10.62 ± 0.03	10.41 ± 0.02	10.01 ± 0.01	9.82 ± 0.01	9.53 ± 0.01	8.53 ± 0.02	4.02 ± 0.02	0.18	-1.15	D
2682	05:35:28.21	-04:43:52.0	14.75 ± 0.04	13.81 ± 0.04	13.32 ± 0.03	12.52 ± 0.01	12.06 ± 0.01	11.71 ± 0.05	... ± ± ...	0.16	...	D
2683	05:33:34.26	-04:43:46.1	11.42 ± 0.03	10.59 ± 0.03	10.12 ± 0.02	9.43 ± 0.01	9.12 ± 0.01	8.79 ± 0.01	7.89 ± 0.01	5.09 ± 0.02	0.06	-1.08	D
2684	05:35:20.47	-04:43:32.9	15.91 ± 0.08	15.17 ± 0.08	14.82 ± 0.09	14.30 ± 0.02	14.14 ± 0.02	... ± ± ± ...	0.02	...	D
2685	05:35:22.77	-04:43:25.7	13.22 ± 0.04	12.43 ± 0.04	12.11 ± 0.05	11.37 ± 0.01	10.88 ± 0.01	10.70 ± 0.01	9.54 ± 0.01	5.73 ± 0.03	0.12	-0.82	D
2686	05:35:50.88	-04:43:22.9	13.68 ± 0.02	12.65 ± 0.03	12.17 ± 0.02	11.68 ± 0.01	11.39 ± 0.01	11.09 ± 0.01	10.55 ± 0.03	8.65 ± 0.14	0.28	-1.54	D
2687	05:35:52.26	-04:43:04.5	11.86 ± 0.02	11.06 ± 0.03	10.85 ± 0.02	10.61 ± 0.01	10.58 ± 0.01	10.51 ± 0.01	10.43 ± 0.03	6.02 ± 0.03	0.18	-2.62	D
2688	05:35:13.71	-04:42:58.7	11.90 ± 0.02	11.01 ± 0.03	10.64 ± 0.02	10.21 ± 0.01	10.01 ± 0.01	9.82 ± 0.01	9.19 ± 0.01	6.74 ± 0.04	0.19	-1.68	D
2689	05:36:00.88	-04:42:58.5	13.33 ± 0.03	12.67 ± 0.03	12.32 ± 0.02	11.87 ± 0.01	11.52 ± 0.01	11.14 ± 0.02	10.31 ± 0.04	7.99 ± 0.07	0.00	-1.05	D
2690	05:35:42.42	-04:42:57.0	15.90 ± 0.07	15.01 ± 0.07	14.21 ± 0.04	13.18 ± 0.01	12.49 ± 0.01	11.39 ± 0.02	9.95 ± 0.02	6.49 ± 0.03	0.00	0.93	P
2691	05:35:17.55	-04:42:37.3	... ± ± ± ...	12.90 ± 0.01	12.28 ± 0.01	11.67 ± 0.02	10.89 ± 0.02	8.40 ± 0.11	...	-0.53	D
2692	05:35:10.64	-04:42:07.6	15.40 ± 0.06	14.24 ± 0.05	13.55 ± 0.03	12.64 ± 0.01	12.12 ± 0.01	11.78 ± 0.03	11.42 ± 0.07	8.75 ± 0.15	0.30	-1.46	D
2693	05:35:22.33	-04:42:07.4	11.26 ± 0.02	10.45 ± 0.04	10.14 ± 0.02	9.36 ± 0.01	9.02 ± 0.01	8.89 ± 0.01	8.08 ± 0.01	4.51 ± 0.02	0.14	-1.43	D
2694	05:35:13.18	-04:41:54.4	12.96 ± 0.02	12.12 ± 0.03	11.80 ± 0.02	11.27 ± 0.01	10.92 ± 0.01	10.51 ± 0.01	9.72 ± 0.02	6.84 ± 0.05	0.18	-1.06	D
2695	05:36:06.41	-04:41:53.7	11.65 ± 0.02	11.00 ± 0.03	10.71 ± 0.02	10.34 ± 0.01	10.12 ± 0.01	9.82 ± 0.01	8.87 ± 0.03	5.48 ± 0.03	0.00	-1.16	D

Table 1—Continued

Index	R.A. ^a	Decl. ^a	J	H	K_S	[3.6]	[4.5]	[5.8]	[8.0]	[24]	A_K ^b	α_{IRAC} ^c	Class
2696	05:34:22.98	-04:41:39.4	11.83 ± 0.02	11.03 ± 0.03	10.72 ± 0.02	9.73 ± 0.01	9.47 ± 0.01	8.93 ± 0.01	8.29 ± 0.01	6.04 ± 0.02	0.14	-1.13	D
2697	05:35:21.87	-04:41:34.6	13.80 ± 0.03	12.75 ± 0.04	12.32 ± 0.02	11.73 ± 0.01	11.39 ± 0.01	11.03 ± 0.03	10.43 ± 0.09	7.58 ± 0.05	0.36	-1.35	D
2698	05:35:20.18	-04:41:34.5	12.92 ± 0.02	12.11 ± 0.03	11.67 ± 0.02	10.85 ± 0.01	10.35 ± 0.01	10.07 ± 0.01	9.42 ± 0.02	6.59 ± 0.03	0.05	-1.24	D
2699	05:35:22.32	-04:41:33.3	13.81 ± 0.04	12.71 ± 0.03	12.10 ± 0.04	11.39 ± 0.01	11.09 ± 0.01	11.04 ± 0.02	10.74 ± 0.05	7.46 ± 0.04	0.29	-2.14	D
2700	05:36:08.11	-04:41:20.6	12.04 ± 0.02	11.18 ± 0.03	10.71 ± 0.02	10.23 ± 0.01	9.88 ± 0.01	9.43 ± 0.01	8.52 ± 0.02	5.10 ± 0.02	0.10	-0.87	D
2701	05:35:25.57	-04:41:09.0	13.35 ± 0.02	12.54 ± 0.03	12.12 ± 0.02	11.58 ± 0.01	11.28 ± 0.01	10.91 ± 0.02	10.30 ± 0.04	7.54 ± 0.05	0.06	-1.35	D
2702	05:35:31.70	-04:41:07.8	13.33 ± 0.03	12.47 ± 0.03	12.18 ± 0.02	11.82 ± 0.01	11.71 ± 0.01	11.61 ± 0.02	11.23 ± 0.04	6.10 ± 0.04	0.21	-2.17	D
2703	05:35:50.65	-04:40:36.9	13.80 ± 0.02	12.63 ± 0.03	11.99 ± 0.02	11.00 ± 0.01	10.61 ± 0.01	10.35 ± 0.01	9.80 ± 0.03	7.22 ± 0.05	0.36	-1.48	D
2704	05:35:39.77	-04:40:24.2	11.56 ± 0.03	10.68 ± 0.03	10.33 ± 0.02	10.03 ± 0.01	9.81 ± 0.01	9.55 ± 0.01	9.02 ± 0.02	6.29 ± 0.03	0.19	-1.67	D
2705	05:35:34.47	-04:40:20.5	12.16 ± 0.02	11.09 ± 0.03	10.60 ± 0.02	10.12 ± 0.01	10.15 ± 0.01	9.89 ± 0.02	9.47 ± 0.05	4.37 ± 0.01	0.34	-2.04	D
2706	05:34:52.22	-04:40:11.4	11.48 ± 0.02	10.44 ± 0.03	9.80 ± 0.02	9.07 ± 0.01	8.72 ± 0.01	8.55 ± 0.01	7.91 ± 0.01	4.75 ± 0.02	0.20	-1.55	D
2707	05:35:23.34	-04:40:10.5	13.41 ± 0.04	11.24 ± 0.03	9.53 ± 0.02	7.57 ± 0.01	6.75 ± 0.01	6.07 ± 0.01	5.16 ± 0.01	1.53 ± 0.02	0.85	-0.09	P
2708	05:34:05.00	-04:40:03.4	13.82 ± 0.03	13.16 ± 0.04	12.87 ± 0.02	12.58 ± 0.01	12.38 ± 0.01	12.11 ± 0.02	11.33 ± 0.03	8.56 ± 0.12	0.00	-1.42	D
2709	05:35:18.42	-04:40:00.4	13.59 ± 0.02	12.94 ± 0.03	12.59 ± 0.03	12.00 ± 0.01	11.64 ± 0.01	11.40 ± 0.04	... ± ...	8.23 ± 0.08	0.00	...	D
2710	05:35:10.94	-04:39:57.4	13.55 ± 0.03	12.56 ± 0.03	12.03 ± 0.02	11.28 ± 0.01	11.15 ± 0.01	10.84 ± 0.02	10.22 ± 0.06	6.60 ± 0.05	0.21	-1.60	D
2711	05:35:17.22	-04:39:48.2	12.29 ± 0.02	11.47 ± 0.03	11.07 ± 0.02	10.50 ± 0.01	10.24 ± 0.01	9.99 ± 0.01	9.60 ± 0.04	6.94 ± 0.04	0.09	-1.80	D
2712	05:34:43.96	-04:39:38.6	13.85 ± 0.03	13.18 ± 0.04	12.85 ± 0.03	12.47 ± 0.01	12.18 ± 0.01	11.90 ± 0.04	11.34 ± 0.10	8.81 ± 0.15	0.00	-1.54	D
2713	05:34:41.41	-04:39:13.5	13.26 ± 0.03	12.51 ± 0.03	12.14 ± 0.02	11.67 ± 0.01	11.43 ± 0.01	11.15 ± 0.02	10.70 ± 0.03	8.19 ± 0.10	0.03	-1.71	D
2714	05:35:46.39	-04:39:03.8	15.57 ± 0.05	14.49 ± 0.04	13.85 ± 0.04	13.21 ± 0.01	12.84 ± 0.01	12.78 ± 0.09	... ± ± ...	0.24	...	D
2715	05:33:05.22	-04:38:58.9	15.78 ± 0.06	14.83 ± 0.06	14.37 ± 0.08	13.90 ± 0.01	13.66 ± 0.01	13.25 ± 0.06	12.71 ± 0.10	... ± ...	0.21	-1.43	D
2716	05:35:32.01	-04:38:34.6	14.46 ± 0.03	13.74 ± 0.04	13.34 ± 0.04	12.76 ± 0.01	12.62 ± 0.01	11.97 ± 0.04	11.47 ± 0.06	8.60 ± 0.10	0.00	-1.24	D
2717	05:33:50.31	-04:38:34.1	11.21 ± 0.03	10.53 ± 0.04	10.29 ± 0.03	10.07 ± 0.01	10.04 ± 0.01	9.83 ± 0.01	9.50 ± 0.01	5.26 ± 0.02	0.04	-2.15	D
2718	05:35:38.50	-04:38:32.1	13.55 ± 0.03	12.79 ± 0.03	12.34 ± 0.02	11.75 ± 0.01	11.36 ± 0.01	11.37 ± 0.02	11.01 ± 0.07	7.56 ± 0.08	0.00	-2.07	D
2719	05:33:54.95	-04:38:20.1	13.77 ± 0.02	13.12 ± 0.04	12.70 ± 0.02	12.14 ± 0.01	11.83 ± 0.01	11.51 ± 0.01	11.05 ± 0.03	8.61 ± 0.12	0.00	-1.59	D
2720	05:35:34.54	-04:38:05.9	13.76 ± 0.02	12.97 ± 0.04	12.66 ± 0.02	12.17 ± 0.01	11.90 ± 0.01	11.61 ± 0.02	11.28 ± 0.04	8.63 ± 0.14	0.11	-1.81	D
2721	05:35:22.87	-04:37:40.6	13.04 ± 0.02	12.14 ± 0.03	11.70 ± 0.02	11.27 ± 0.01	11.05 ± 0.01	10.84 ± 0.01	9.80 ± 0.02	6.01 ± 0.02	0.16	-1.18	D
2722	05:34:01.48	-04:37:19.2	15.74 ± 0.07	15.12 ± 0.08	14.76 ± 0.08	14.13 ± 0.01	13.80 ± 0.01	13.38 ± 0.06	12.96 ± 0.10	... ± ...	0.00	-1.48	D
2723	05:35:08.21	-04:37:09.0	15.33 ± 0.05	14.48 ± 0.05	14.21 ± 0.05	13.41 ± 0.01	13.00 ± 0.01	12.79 ± 0.07	... ± ± ...	0.23	...	D
2724	05:34:53.06	-04:37:03.4	14.41 ± 0.03	13.60 ± 0.04	13.06 ± 0.02	12.01 ± 0.01	11.59 ± 0.01	11.25 ± 0.02	10.75 ± 0.04	7.53 ± 0.06	0.00	-1.40	D
2725	05:33:58.15	-04:36:24.5	14.29 ± 0.03	13.49 ± 0.04	13.07 ± 0.02	12.61 ± 0.01	12.35 ± 0.01	12.20 ± 0.02	11.81 ± 0.03	8.50 ± 0.10	0.04	-1.94	D
2726	05:36:23.70	-04:36:17.2	14.20 ± 0.03	13.60 ± 0.04	13.30 ± 0.03	13.06 ± 0.01	12.91 ± 0.01	12.77 ± 0.04	12.03 ± 0.04	8.28 ± 0.10	0.00	-1.68	D
2727	05:34:03.82	-04:36:06.1	12.71 ± 0.02	12.00 ± 0.03	11.78 ± 0.02	11.66 ± 0.01	11.61 ± 0.01	11.58 ± 0.01	11.38 ± 0.02	6.14 ± 0.02	0.08	-2.52	D
2728	05:34:30.64	-04:35:52.5	12.54 ± 0.02	11.57 ± 0.03	11.23 ± 0.02	10.90 ± 0.01	10.53 ± 0.01	10.01 ± 0.01	9.24 ± 0.01	6.72 ± 0.03	0.32	-0.90	D
2729	05:35:07.90	-04:35:48.9	13.07 ± 0.02	12.06 ± 0.03	11.75 ± 0.02	11.45 ± 0.01	11.29 ± 0.01	11.30 ± 0.02	11.39 ± 0.07	6.54 ± 0.02	0.37	-2.78	D
2730	05:33:56.37	-04:35:29.9	13.73 ± 0.03	13.09 ± 0.03	12.80 ± 0.02	12.53 ± 0.01	12.36 ± 0.01	12.05 ± 0.02	11.12 ± 0.02	8.24 ± 0.08	0.00	-1.21	D

Table 1—Continued

Index	R.A. ^a	Decl. ^a	J	H	K_S	[3.6]	[4.5]	[5.8]	[8.0]	[24]	A_K^b	α_{IRAC}^c	Class
2731	05:33:45.40	-04:35:27.6	16.68 ± 0.13	15.65 ± 0.12	14.83 ± 0.09	13.48 ± 0.01	12.78 ± 0.01	12.26 ± 0.02	11.45 ± 0.02	8.20 ± 0.09	0.04	-0.54	D
2732	05:35:40.54	-04:35:18.6	12.30 ± 0.02	11.24 ± 0.03	10.65 ± 0.02	9.93 ± 0.01	9.55 ± 0.01	9.33 ± 0.01	8.58 ± 0.01	5.18 ± 0.02	0.25	-1.34	D
2733	05:34:20.68	-04:35:01.9	13.12 ± 0.02	12.37 ± 0.03	12.13 ± 0.02	11.80 ± 0.01	11.58 ± 0.01	11.29 ± 0.01	10.68 ± 0.03	8.33 ± 0.07	0.10	-1.54	D
2734	05:35:26.00	-04:34:56.8	13.95 ± 0.03	13.23 ± 0.04	12.97 ± 0.02	12.48 ± 0.01	12.05 ± 0.01	11.67 ± 0.02	10.72 ± 0.03	7.28 ± 0.05	0.06	-0.85	D
2735	05:35:40.91	-04:34:38.1	12.89 ± 0.02	11.33 ± 0.03	10.27 ± 0.02	9.08 ± 0.01	8.52 ± 0.01	8.05 ± 0.01	7.18 ± 0.01	4.78 ± 0.01	0.54	-0.68	D
2736	05:35:28.36	-04:34:31.1	14.35 ± 0.03	13.78 ± 0.04	13.41 ± 0.03	12.94 ± 0.01	12.65 ± 0.01	12.33 ± 0.03	11.54 ± 0.06	7.10 ± 0.03	0.00	-1.24	D
2737	05:34:18.82	-04:34:22.8	14.68 ± 0.03	13.81 ± 0.04	13.39 ± 0.02	12.78 ± 0.01	12.47 ± 0.01	12.12 ± 0.02	11.39 ± 0.03	... ± ...	0.15	-1.24	D
2738	05:35:27.27	-04:34:22.5	14.69 ± 0.04	14.10 ± 0.04	13.73 ± 0.03	13.28 ± 0.01	13.03 ± 0.01	12.85 ± 0.05	... ± ± ...	0.00	...	D
2739	05:35:33.46	-04:34:09.5	15.20 ± 0.04	14.18 ± 0.04	13.64 ± 0.03	12.91 ± 0.01	12.57 ± 0.01	12.30 ± 0.03	11.83 ± 0.06	7.89 ± 0.08	0.23	-1.60	D
2740	05:32:57.07	-04:33:59.4	7.50 ± 0.02	7.56 ± 0.06	7.53 ± 0.02	7.63 ± 0.01	7.64 ± 0.01	7.64 ± 0.01	7.51 ± 0.01	4.45 ± 0.04	0.00	-2.70	D
2741	05:35:25.16	-04:33:51.6	13.20 ± 0.06	12.51 ± 0.08	12.21 ± 0.06	11.76 ± 0.01	11.41 ± 0.01	10.92 ± 0.01	10.16 ± 0.02	... ± ...	0.00	-0.98	D
2742	05:35:25.36	-04:33:48.8	13.23 ± 0.03	12.61 ± 0.03	12.32 ± 0.03	12.03 ± 0.01	11.92 ± 0.01	11.71 ± 0.03	11.28 ± 0.05	6.78 ± 0.04	0.00	-1.97	D
2743	05:35:06.73	-04:33:28.0	15.71 ± 0.06	14.82 ± 0.08	14.48 ± 0.06	14.09 ± 0.02	13.77 ± 0.01	13.53 ± 0.14	... ± ± ...	0.22	...	D
2744	05:35:15.39	-04:33:25.9	11.75 ± 0.02	11.06 ± 0.03	10.85 ± 0.02	10.58 ± 0.01	10.55 ± 0.01	10.43 ± 0.01	10.29 ± 0.02	5.31 ± 0.02	0.05	-2.48	D
2745	05:35:14.21	-04:32:52.8	13.77 ± 0.02	13.15 ± 0.03	12.79 ± 0.02	12.26 ± 0.01	11.95 ± 0.01	11.54 ± 0.02	10.74 ± 0.02	8.56 ± 0.13	0.00	-1.09	D
2746	05:35:01.65	-04:32:52.7	12.75 ± 0.02	11.96 ± 0.03	11.61 ± 0.02	11.08 ± 0.01	10.81 ± 0.01	10.47 ± 0.01	9.75 ± 0.02	7.36 ± 0.07	0.07	-1.31	D
2747	05:35:16.62	-04:32:45.7	15.59 ± 0.05	14.56 ± 0.06	13.99 ± 0.04	13.27 ± 0.01	12.86 ± 0.01	12.51 ± 0.04	11.91 ± 0.08	... ± ...	0.22	-1.28	D
2748	05:36:30.35	-04:32:16.8	15.44 ± 0.06	13.70 ± 0.05	12.68 ± 0.04	11.59 ± 0.01	10.66 ± 0.01	9.73 ± 0.01	8.02 ± 0.01	3.43 ± 0.01	0.80	1.24	P
2749	05:35:42.95	-04:31:56.9	... ± ± ± ...	14.13 ± 0.01	13.33 ± 0.01	12.53 ± 0.02	11.67 ± 0.04	7.75 ± 0.05	...	-0.00	FP
2750	05:35:35.49	-04:31:15.5	15.83 ± 0.07	15.11 ± 0.10	14.85 ± 0.09	14.20 ± 0.01	13.80 ± 0.01	13.43 ± 0.08	12.81 ± 0.11	... ± ...	0.07	-1.25	D
2751	05:34:11.15	-04:30:53.8	14.35 ± 0.04	13.65 ± 0.05	13.40 ± 0.04	12.84 ± 0.01	12.56 ± 0.01	12.24 ± 0.03	11.70 ± 0.06	... ± ...	0.05	-1.53	D
2752	05:35:20.52	-04:29:49.3	14.45 ± 0.04	13.86 ± 0.04	13.52 ± 0.03	13.10 ± 0.01	12.84 ± 0.01	12.54 ± 0.04	11.92 ± 0.06	... ± ...	0.00	-1.49	D
2753	05:34:49.71	-04:29:34.6	14.50 ± 0.03	13.86 ± 0.04	13.51 ± 0.03	13.18 ± 0.01	12.93 ± 0.01	12.72 ± 0.04	11.81 ± 0.03	8.24 ± 0.07	0.00	-1.29	D
2754	05:35:16.09	-04:29:29.9	13.29 ± 0.03	12.67 ± 0.04	12.29 ± 0.02	11.54 ± 0.01	11.31 ± 0.01	11.05 ± 0.01	10.68 ± 0.02	8.58 ± 0.12	0.00	-1.85	D
2755	05:35:58.59	-04:29:24.0	12.25 ± 0.02	11.42 ± 0.03	10.96 ± 0.02	10.43 ± 0.01	10.07 ± 0.01	9.71 ± 0.01	8.99 ± 0.01	6.12 ± 0.02	0.06	-1.19	D
2756	05:35:31.15	-04:29:22.1	15.65 ± 0.05	14.96 ± 0.07	14.54 ± 0.06	13.96 ± 0.01	13.67 ± 0.01	13.23 ± 0.06	12.27 ± 0.09	... ± ...	0.00	-0.88	D
2757	05:33:07.59	-04:28:57.1	17.13 ± 0.19	16.01 ± 0.15	14.89 ± 0.11	14.04 ± 0.01	13.69 ± 0.01	13.36 ± 0.06	12.86 ± 0.06	... ± ...	0.00	-1.49	D
2758	05:35:22.77	-04:28:50.7	12.14 ± 0.02	11.32 ± 0.03	10.93 ± 0.02	10.35 ± 0.01	10.05 ± 0.01	9.99 ± 0.01	9.32 ± 0.01	6.23 ± 0.03	0.10	-1.73	D
2759	05:34:18.23	-04:28:34.1	10.26 ± 0.02	9.65 ± 0.03	9.46 ± 0.02	9.36 ± 0.01	9.29 ± 0.01	9.25 ± 0.01	9.10 ± 0.01	5.19 ± 0.03	0.00	-2.55	D
2760	05:36:38.48	-04:28:20.7	13.70 ± 0.02	12.99 ± 0.03	12.69 ± 0.03	12.35 ± 0.01	12.15 ± 0.01	11.89 ± 0.02	11.29 ± 0.02	7.55 ± 0.06	0.03	-1.62	D
2761	05:35:08.99	-04:27:50.9	10.80 ± 0.02	10.11 ± 0.03	9.63 ± 0.02	8.75 ± 0.01	8.47 ± 0.01	8.32 ± 0.01	7.52 ± 0.01	4.86 ± 0.02	0.00	-1.46	D
2762	05:35:10.07	-04:27:39.3	10.97 ± 0.02	10.25 ± 0.03	9.69 ± 0.02	8.83 ± 0.01	8.39 ± 0.01	7.98 ± 0.01	7.16 ± 0.01	5.12 ± 0.02	0.00	-0.93	D
2763	05:35:18.25	-04:27:37.9	15.62 ± 0.05	15.00 ± 0.08	14.54 ± 0.06	13.86 ± 0.01	13.53 ± 0.01	13.14 ± 0.05	12.79 ± 0.15	... ± ...	0.00	-1.59	D
2764	05:34:24.78	-04:27:33.1	14.29 ± 0.03	13.67 ± 0.04	13.33 ± 0.03	12.75 ± 0.01	12.47 ± 0.01	12.07 ± 0.02	11.48 ± 0.02	8.94 ± 0.17	0.00	-1.35	D
2765	05:35:45.08	-04:26:35.9	14.03 ± 0.03	13.42 ± 0.03	13.07 ± 0.03	12.62 ± 0.01	12.38 ± 0.01	12.13 ± 0.02	11.42 ± 0.02	8.72 ± 0.10	0.00	-1.46	D

Table 1—Continued

Index	R.A. ^a	Decl. ^a	J	H	K_S	[3.6]	[4.5]	[5.8]	[8.0]	[24]	A_K^b	α_{IRAC}^c	Class
2766	05:34:56.43	-04:26:20.0	14.97 ± 0.04	14.35 ± 0.05	13.99 ± 0.04	13.31 ± 0.01	12.97 ± 0.01	12.62 ± 0.03	11.93 ± 0.03	... ± ...	0.00	-1.26	D
2767	05:36:51.32	-04:25:42.7	9.47 ± 0.02	9.03 ± 0.07	8.52 ± 0.10	8.41 ± 0.01	8.00 ± 0.01	7.34 ± 0.01	... ± ± ...	0.00	...	D
2768	05:36:51.25	-04:25:40.1	9.43 ± 0.04	9.00 ± 0.05	8.65 ± 0.04	7.67 ± 0.01	7.09 ± 0.01	6.56 ± 0.01	5.51 ± 0.01	2.22 ± 0.01	0.00	-0.38	D
2769	05:35:35.54	-04:25:22.9	13.75 ± 0.03	13.10 ± 0.03	12.82 ± 0.02	12.38 ± 0.01	12.18 ± 0.01	11.94 ± 0.02	11.42 ± 0.02	8.95 ± 0.16	0.00	-1.74	D
2770	05:35:09.45	-04:25:16.5	14.99 ± 0.03	14.43 ± 0.05	14.06 ± 0.05	13.71 ± 0.01	13.46 ± 0.01	13.28 ± 0.03	12.55 ± 0.04	... ± ...	0.00	-1.53	D
2771	05:35:43.11	-04:24:55.6	11.05 ± 0.02	10.27 ± 0.03	9.79 ± 0.02	8.43 ± 0.01	8.03 ± 0.01	7.63 ± 0.01	6.83 ± 0.01	4.14 ± 0.01	0.00	-1.00	D
2772	05:35:43.67	-04:24:54.6	14.32 ± 0.04	13.64 ± 0.06	13.36 ± 0.04	12.81 ± 0.01	12.64 ± 0.01	12.33 ± 0.02	... ± ± ...	0.00	...	D
2773	05:34:42.36	-04:24:46.8	15.08 ± 0.13	14.59 ± 0.08	14.20 ± 0.08	13.63 ± 0.01	13.35 ± 0.01	13.04 ± 0.04	12.54 ± 0.05	... ± ...	0.00	-1.58	D
2774	05:35:30.52	-04:22:50.6	15.18 ± 0.04	14.43 ± 0.05	14.06 ± 0.04	13.61 ± 0.01	13.36 ± 0.01	13.08 ± 0.04	12.59 ± 0.05	8.64 ± 0.12	0.02	-1.67	D
2775	05:33:18.14	-04:22:43.3	12.93 ± 0.02	12.22 ± 0.02	11.96 ± 0.03	11.65 ± 0.01	11.35 ± 0.01	11.03 ± 0.01	10.30 ± 0.01	7.65 ± 0.05	0.05	-1.29	D
2776	05:34:30.83	-04:22:20.6	15.73 ± 0.07	15.07 ± 0.08	14.65 ± 0.07	14.13 ± 0.01	13.87 ± 0.01	13.47 ± 0.05	13.06 ± 0.07	... ± ...	0.00	-1.57	D
2777	05:35:15.80	-04:22:18.3	12.69 ± 0.02	11.82 ± 0.03	11.23 ± 0.02	10.74 ± 0.01	10.36 ± 0.01	9.98 ± 0.01	9.43 ± 0.01	6.79 ± 0.03	0.00	-1.33	D
2778	05:35:06.67	-04:21:58.4	14.99 ± 0.04	14.27 ± 0.05	13.97 ± 0.04	13.47 ± 0.01	13.23 ± 0.01	12.85 ± 0.04	12.28 ± 0.03	... ± ...	0.04	-1.45	D
2779	05:34:45.07	-04:21:45.4	16.01 ± 0.07	15.00 ± 0.07	14.45 ± 0.06	13.62 ± 0.01	13.22 ± 0.01	12.80 ± 0.03	12.34 ± 0.04	... ± ...	0.21	-1.36	D
2780	05:35:39.94	-04:21:02.2	13.71 ± 0.03	13.10 ± 0.03	12.81 ± 0.03	12.37 ± 0.01	12.10 ± 0.01	11.82 ± 0.01	11.17 ± 0.02	8.63 ± 0.11	0.00	-1.47	D
2781	05:35:17.95	-04:20:41.0	14.08 ± 0.03	13.25 ± 0.03	12.73 ± 0.03	11.59 ± 0.01	11.19 ± 0.01	10.87 ± 0.01	10.44 ± 0.01	8.12 ± 0.07	0.01	0.53	D
2782	05:36:06.90	-04:20:37.4	12.43 ± 0.02	11.61 ± 0.03	11.15 ± 0.02	10.49 ± 0.01	10.22 ± 0.01	9.91 ± 0.01	9.30 ± 0.01	6.84 ± 0.03	0.04	-1.47	D
2783	05:35:41.15	-04:20:35.4	15.00 ± 0.04	14.37 ± 0.05	13.96 ± 0.04	13.34 ± 0.01	13.01 ± 0.01	12.79 ± 0.03	12.23 ± 0.03	... ± ...	0.00	-1.59	D
2784	05:35:29.29	-04:19:55.5	15.42 ± 0.05	14.72 ± 0.06	14.28 ± 0.06	13.75 ± 0.01	13.36 ± 0.01	13.08 ± 0.05	12.31 ± 0.04	... ± ...	0.00	-1.22	D
2785	05:37:04.13	-04:19:42.4	14.12 ± 0.03	13.53 ± 0.03	13.14 ± 0.04	12.67 ± 0.01	12.32 ± 0.01	12.02 ± 0.02	11.33 ± 0.02	... ± ...	0.00	-1.32	D
2786	05:35:48.48	-04:19:42.4	15.18 ± 0.04	14.60 ± 0.06	14.31 ± 0.06	13.82 ± 0.01	13.51 ± 0.01	13.15 ± 0.04	12.51 ± 0.05	... ± ...	0.00	-1.32	D
2787	05:35:50.52	-04:19:34.5	16.19 ± 0.08	15.40 ± 0.10	15.07 ± 0.10	14.42 ± 0.01	14.13 ± 0.02	13.82 ± 0.10	13.05 ± 0.09	... ± ...	0.10	-1.27	D
2788	05:35:20.99	-04:17:55.7	15.77 ± 0.06	14.91 ± 0.08	14.27 ± 0.05	13.66 ± 0.01	13.20 ± 0.01	12.87 ± 0.03	12.15 ± 0.03	... ± ...	0.00	-1.14	D
2789	05:35:19.87	-04:17:46.9	13.96 ± 0.03	13.33 ± 0.04	13.04 ± 0.03	12.69 ± 0.01	12.51 ± 0.01	12.25 ± 0.02	11.82 ± 0.03	8.67 ± 0.10	0.00	-1.83	D
2790	05:35:39.05	-04:17:43.4	14.28 ± 0.03	13.62 ± 0.03	13.22 ± 0.02	12.87 ± 0.01	12.41 ± 0.01	12.13 ± 0.02	11.21 ± 0.02	9.03 ± 0.17	0.00	-0.99	D
2791	05:35:44.80	-04:17:18.8	14.86 ± 0.04	14.11 ± 0.03	13.75 ± 0.04	13.20 ± 0.01	12.93 ± 0.01	12.57 ± 0.02	11.88 ± 0.03	9.10 ± 0.18	0.03	-1.31	D
2792	05:35:23.56	-04:17:13.9	11.79 ± 0.02	10.94 ± 0.03	10.36 ± 0.02	9.66 ± 0.01	9.26 ± 0.01	8.86 ± 0.01	7.97 ± 0.01	4.93 ± 0.02	0.00	-0.90	D
2793	05:33:13.25	-04:16:50.8	14.73 ± 0.04	14.09 ± 0.04	13.60 ± 0.05	12.42 ± 0.01	11.88 ± 0.01	11.63 ± 0.01	11.03 ± 0.02	8.90 ± 0.14	0.00	-1.30	D
2794	05:34:23.42	-04:16:46.0	14.47 ± 0.03	13.81 ± 0.04	13.46 ± 0.03	13.04 ± 0.01	12.81 ± 0.01	12.53 ± 0.03	11.90 ± 0.03	... ± ...	0.00	-1.53	D
2795	05:33:54.75	-04:16:27.0	11.19 ± 0.02	10.54 ± 0.03	10.32 ± 0.02	10.23 ± 0.01	10.22 ± 0.01	10.05 ± 0.01	9.20 ± 0.01	5.32 ± 0.03	0.01	-1.65	D
2796	05:35:36.42	-04:16:20.0	13.04 ± 0.02	12.25 ± 0.03	11.84 ± 0.02	11.20 ± 0.01	11.00 ± 0.01	10.93 ± 0.01	10.51 ± 0.01	6.59 ± 0.02	0.03	-2.08	D
2797	05:35:44.05	-04:16:02.1	14.05 ± 0.03	13.50 ± 0.04	13.21 ± 0.03	12.78 ± 0.01	12.54 ± 0.01	12.16 ± 0.02	11.37 ± 0.02	8.26 ± 0.10	0.00	-1.21	D
2798	05:37:07.64	-04:14:56.4	15.86 ± 0.10	15.16 ± 0.08	14.27 ± 0.07	13.52 ± 0.01	13.19 ± 0.01	12.85 ± 0.04	12.34 ± 0.06	... ± ...	0.00	-1.47	D
2799	05:36:03.62	-04:14:17.5	12.27 ± 0.02	11.61 ± 0.03	11.34 ± 0.02	11.06 ± 0.01	10.91 ± 0.01	10.73 ± 0.01	10.29 ± 0.01	7.35 ± 0.04	0.00	-1.95	D
2800	05:35:48.20	-04:13:11.5	14.55 ± 0.03	13.98 ± 0.04	13.61 ± 0.04	13.14 ± 0.01	12.20 ± 0.01	12.46 ± 0.02	11.66 ± 0.02	8.02 ± 0.07	0.00	-1.39	D

Table 1—Continued

Index	R.A. ^a	Decl. ^a	J	H	K_S	[3.6]	[4.5]	[5.8]	[8.0]	[24]	A_K^b	α_{IRAC}^c	Class
2801	05:34:28.20	-04:13:08.4	14.75 ± 0.04	14.14 ± 0.05	13.76 ± 0.04	13.19 ± 0.01	12.94 ± 0.01	12.65 ± 0.03	12.29 ± 0.04	... ± ...	0.00	-1.80	D
2802	05:34:30.70	-04:12:01.9	16.07 ± 0.10	15.46 ± 0.14	14.71 ± 0.08	13.58 ± 0.01	... ± ...	12.54 ± 0.03	9.62 ± 0.01	5.83 ± 0.02	0.00	...	D
2803	05:36:35.74	-04:11:41.1	13.06 ± 0.02	12.41 ± 0.03	12.17 ± 0.02	11.72 ± 0.01	11.50 ± 0.01	11.27 ± 0.01	10.70 ± 0.01	8.18 ± 0.08	0.00	-1.68	D
2804	05:33:37.42	-04:10:15.8	13.28 ± 0.02	12.59 ± 0.02	12.30 ± 0.02	11.90 ± 0.01	11.71 ± 0.01	11.43 ± 0.01	10.62 ± 0.01	7.71 ± 0.05	0.01	-1.37	D
2805	05:35:52.90	-04:08:07.4	13.15 ± 0.03	12.42 ± 0.03	12.23 ± 0.02	12.00 ± 0.01	11.92 ± 0.01	11.72 ± 0.01	11.12 ± 0.02	7.72 ± 0.05	0.12	-1.82	D
2806	05:35:14.13	-04:07:49.9	15.11 ± 0.04	14.48 ± 0.05	14.04 ± 0.05	13.54 ± 0.01	13.18 ± 0.01	12.82 ± 0.03	12.16 ± 0.03	... ± ...	0.00	-1.26	D
2807	05:35:19.07	-04:07:20.4	14.45 ± 0.03	13.78 ± 0.04	13.58 ± 0.03	13.04 ± 0.01	12.83 ± 0.01	12.49 ± 0.02	11.98 ± 0.03	... ± ...	0.05	-1.60	D
2808	05:35:09.28	-04:06:16.5	14.91 ± 0.03	14.35 ± 0.05	13.96 ± 0.07	13.64 ± 0.01	13.40 ± 0.01	13.15 ± 0.03	12.41 ± 0.03	... ± ...	0.00	-1.44	D
2809	05:36:17.76	-04:06:06.4	... ± ± ± ...	14.73 ± 0.01	14.13 ± 0.01	13.04 ± 0.03	11.55 ± 0.02	7.69 ± 0.06	...	0.90	D
2810	05:35:33.16	-04:05:52.9	15.86 ± 0.07	15.27 ± 0.09	14.65 ± 0.07	14.28 ± 0.01	13.99 ± 0.02	13.60 ± 0.06	13.13 ± 0.08	... ± ...	0.00	-1.49	D
2811	05:35:29.32	-04:04:10.6	13.42 ± 0.03	12.81 ± 0.04	12.64 ± 0.02	12.57 ± 0.01	12.56 ± 0.01	12.33 ± 0.02	11.87 ± 0.02	8.37 ± 0.10	0.00	-2.00	D
2812	05:33:25.11	-04:03:29.8	12.17 ± 0.04	11.44 ± 0.04	11.15 ± 0.03	10.49 ± 0.01	10.09 ± 0.01	9.65 ± 0.01	8.51 ± 0.01	4.88 ± 0.02	0.04	-0.58	D
2813	05:34:39.11	-04:02:09.3	12.52 ± 0.02	11.79 ± 0.03	11.60 ± 0.02	11.49 ± 0.01	11.32 ± 0.01	11.10 ± 0.01	10.78 ± 0.01	9.02 ± 0.16	0.12	-2.01	D
2814	05:35:54.42	-04:01:44.4	13.75 ± 0.02	13.09 ± 0.03	12.86 ± 0.02	12.61 ± 0.01	12.52 ± 0.01	12.43 ± 0.02	12.33 ± 0.03	8.66 ± 0.14	0.01	-2.51	D
2815	05:34:44.08	-03:59:46.8	... ± ± ± ...	14.65 ± 0.02	14.08 ± 0.02	13.47 ± 0.06	12.89 ± 0.07	... ±	-0.79	D
2816	05:34:16.57	-03:57:22.3	11.09 ± 0.02	10.41 ± 0.03	10.06 ± 0.02	9.60 ± 0.01	9.71 ± 0.01	9.37 ± 0.01	8.84 ± 0.01	4.24 ± 0.02	0.00	0.89	D
2817	05:34:31.70	-03:51:51.4	10.44 ± 0.02	9.75 ± 0.03	9.57 ± 0.02	9.33 ± 0.01	9.04 ± 0.01	8.96 ± 0.01	8.23 ± 0.01	5.71 ± 0.01	0.08	-1.63	D
2818	05:34:19.90	-03:50:47.5	15.48 ± 0.05	14.82 ± 0.06	14.44 ± 0.06	14.09 ± 0.01	13.75 ± 0.02	13.38 ± 0.08	12.60 ± 0.08	9.01 ± 0.14	0.00	-1.13	D
2819	05:41:27.64	-02:38:58.5	15.42 ± 0.05	14.69 ± 0.05	14.31 ± 0.07	14.23 ± 0.02	13.78 ± 0.02	... ± ± ± ...	0.00	...	D
2820	05:40:51.48	-02:36:02.4	13.86 ± 0.05	13.13 ± 0.05	12.57 ± 0.04	11.83 ± 0.01	11.42 ± 0.01	11.12 ± 0.01	... ± ...	6.94 ± 0.03	0.00	...	D
2821	05:40:51.21	-02:35:58.4	13.88 ± 0.04	13.14 ± 0.03	12.64 ± 0.03	12.02 ± 0.01	11.69 ± 0.01	11.45 ± 0.02	10.74 ± 0.02	... ± ...	0.00	-1.40	D
2822	05:41:46.68	-02:32:05.3	13.53 ± 0.02	12.45 ± 0.02	11.91 ± 0.02	11.36 ± 0.01	11.11 ± 0.01	10.74 ± 0.01	10.16 ± 0.02	7.15 ± 0.04	0.33	-1.44	D
2823	05:40:46.71	-02:29:07.1	16.36 ± 0.09	15.75 ± 0.10	15.33 ± 0.16	14.60 ± 0.01	14.23 ± 0.02	13.79 ± 0.07	13.00 ± 0.06	... ± ...	0.00	-0.99	D
2824	05:41:10.33	-02:29:03.7	13.83 ± 0.03	13.27 ± 0.03	12.91 ± 0.03	12.65 ± 0.01	12.46 ± 0.01	12.37 ± 0.03	11.83 ± 0.04	7.88 ± 0.07	0.00	-1.93	D
2825	05:41:05.55	-02:27:17.8	... ± ...	16.04 ± 0.13	14.36 ± 0.07	13.13 ± 0.01	12.87 ± 0.01	12.40 ± 0.05	11.58 ± 0.08	... ± ...	2.70	-1.03	D
2826	05:40:52.40	-02:27:12.6	15.09 ± 0.05	13.61 ± 0.04	12.58 ± 0.03	11.37 ± 0.01	10.75 ± 0.01	9.91 ± 0.03	8.73 ± 0.04	5.27 ± 0.02	0.46	0.22	D
2827	05:40:51.72	-02:26:48.6	12.25 ± 0.04	10.73 ± 0.03	9.71 ± 0.03	8.24 ± 0.01	7.59 ± 0.01	6.81 ± 0.01	5.72 ± 0.01	2.20 ± 0.01	0.51	0.07	P
2828	05:40:39.30	-02:26:45.9	11.58 ± 0.03	10.70 ± 0.02	10.32 ± 0.02	9.93 ± 0.01	9.54 ± 0.01	8.94 ± 0.01	7.86 ± 0.01	5.01 ± 0.02	0.18	-0.44	D
2829	05:41:55.55	-02:23:40.5	12.85 ± 0.02	11.66 ± 0.02	11.05 ± 0.02	10.00 ± 0.01	9.53 ± 0.01	9.03 ± 0.01	8.07 ± 0.01	4.46 ± 0.01	0.41	-0.62	D
2830	05:41:28.94	-02:23:19.4	... ± ± ± ...	15.05 ± 0.04	13.00 ± 0.01	11.53 ± 0.02	10.14 ± 0.03	4.75 ± 0.02	...	2.73	P
2831	05:41:24.48	-02:22:36.2	9.10 ± 0.02	8.08 ± 0.04	7.39 ± 0.02	6.17 ± 0.01	5.74 ± 0.01	5.09 ± 0.01	4.36 ± 0.01	1.97 ± 0.01	0.14	-0.71	D
2832	05:40:59.39	-02:21:24.9	14.83 ± 0.04	14.18 ± 0.03	13.59 ± 0.05	12.90 ± 0.01	12.57 ± 0.01	12.05 ± 0.06	... ± ± ...	0.00	...	D
2833	05:43:03.62	-02:20:06.1	14.57 ± 0.03	13.90 ± 0.04	13.34 ± 0.03	12.43 ± 0.01	12.10 ± 0.01	11.86 ± 0.03	11.31 ± 0.07	... ± ...	0.00	-1.57	D
2834	05:41:45.48	-02:19:46.4	... ± ...	16.28 ± 0.18	14.95 ± 0.14	13.85 ± 0.01	13.55 ± 0.01	13.30 ± 0.08	12.56 ± 0.12	... ± ...	1.93	-1.38	D
2835	05:41:26.42	-02:18:55.8	... ± ± ± ...	14.00 ± 0.01	13.56 ± 0.01	13.14 ± 0.07	12.73 ± 0.09	... ±	-1.37	D

Table 1—Continued

Index	R.A. ^a	Decl. ^a	J	H	K_S	[3.6]	[4.5]	[5.8]	[8.0]	[24]	A_K^b	α_{IRAC}^c	Class
2836	05:42:58.81	-02:18:36.9	10.86 ± 0.02	10.10 ± 0.02	9.59 ± 0.02	8.55 ± 0.01	8.06 ± 0.01	7.63 ± 0.01	6.90 ± 0.01	4.66 ± 0.02	0.00	-0.95	D
2837	05:41:26.34	-02:18:20.0	... ± ± ± ...	15.75 ± 0.04	13.35 ± 0.01	12.44 ± 0.04	... ± ...	6.94 ± 0.04	P
2838	05:41:17.17	-02:18:07.6	... ± ± ± ...	14.80 ± 0.02	13.61 ± 0.01	12.33 ± 0.03	10.84 ± 0.03	6.61 ± 0.02	...	1.72	P
2839	05:41:20.88	-02:17:52.9	15.43 ± 0.05	13.35 ± 0.02	12.16 ± 0.02	10.95 ± 0.01	10.38 ± 0.01	9.91 ± 0.01	9.30 ± 0.02	6.56 ± 0.05	1.12	-0.95	D
2840	05:41:24.49	-02:17:40.2	... ± ± ± ...	14.88 ± 0.03	14.26 ± 0.03	13.49 ± 0.14	... ± ±	D
2841	05:41:42.25	-02:17:36.0	12.31 ± 0.02	11.48 ± 0.02	11.00 ± 0.02	10.12 ± 0.01	9.64 ± 0.01	9.16 ± 0.01	8.47 ± 0.02	5.83 ± 0.03	0.03	-0.95	D
2842	05:41:23.27	-02:17:35.8	... ± ± ...	14.25 ± 0.07	11.91 ± 0.01	10.79 ± 0.01	9.80 ± 0.01	8.75 ± 0.01	4.38 ± 0.01	...	0.77	P
2843	05:41:31.94	-02:17:25.8	... ± ± ...	15.00 ± 0.17	14.07 ± 0.03	12.68 ± 0.02	11.98 ± 0.06	... ± ±	D
2844	05:41:34.71	-02:17:24.0	12.28 ± 0.03	11.42 ± 0.02	10.97 ± 0.02	10.38 ± 0.01	9.93 ± 0.01	9.75 ± 0.02	8.87 ± 0.05	... ± ...	0.11	-1.17	D
2845	05:41:42.39	-02:17:21.5	14.57 ± 0.03	13.20 ± 0.02	12.47 ± 0.02	11.57 ± 0.01	11.15 ± 0.01	10.74 ± 0.08	... ± ± ...	0.54	...	D
2846	05:41:37.17	-02:17:17.0	... ± ± ± ...	7.68 ± 0.01	6.35 ± 0.01	5.16 ± 0.01	3.85 ± 0.01	-1.1 ± 0.01	...	1.54	P
2847	05:41:44.67	-02:16:56.2	13.21 ± 0.03	12.12 ± 0.03	11.54 ± 0.03	11.06 ± 0.01	10.83 ± 0.01	10.63 ± 0.03	... ± ± ...	0.30	...	D
2848	05:41:36.39	-02:16:46.2	11.73 ± 0.03	10.05 ± 0.02	8.83 ± 0.02	6.79 ± 0.01	6.04 ± 0.01	5.57 ± 0.01	4.72 ± 0.02	2.46 ± 0.01	0.58	-0.51	D
2849	05:41:22.13	-02:16:43.9	15.62 ± 0.06	13.58 ± 0.03	12.48 ± 0.03	11.26 ± 0.01	10.80 ± 0.01	10.34 ± 0.01	9.82 ± 0.02	7.62 ± 0.06	1.14	-1.18	D
2850	05:41:47.02	-02:16:37.7	9.04 ± 0.02	8.15 ± 0.04	7.55 ± 0.03	6.43 ± 0.01	5.94 ± 0.01	5.57 ± 0.01	4.88 ± 0.01	3.13 ± 0.01	0.04	+1.08	D
2851	05:41:42.21	-02:16:24.4	15.96 ± 0.11	12.84 ± 0.07	10.91 ± 0.04	9.40 ± 0.01	8.78 ± 0.01	... ± ± ...	3.40 ± 0.02	1.89	...	D
2852	05:41:44.22	-02:16:16.1	12.86 ± 0.02	12.04 ± 0.02	11.50 ± 0.02	10.85 ± 0.01	10.48 ± 0.02	10.09 ± 0.05	... ± ± ...	0.00	...	D
2853	05:41:44.19	-02:16:07.7	13.38 ± 0.04	12.51 ± 0.05	11.93 ± 0.04	10.86 ± 0.01	9.97 ± 0.01	... ± ± ± ...	0.01	...	P
2854	05:41:24.21	-02:16:06.4	... ± ± ± ...	12.60 ± 0.01	11.35 ± 0.01	10.69 ± 0.01	10.00 ± 0.04	3.40 ± 0.01	...	0.05	P
2855	05:41:44.58	-02:16:06.3	15.19 ± 0.06	12.43 ± 0.08	10.38 ± 0.03	7.37 ± 0.01	6.35 ± 0.01	5.53 ± 0.01	4.50 ± 0.01	-0.3 ± 0.02	1.34	0.42	P
2856	05:41:40.29	-02:15:59.3	11.31 ± 0.03	10.36 ± 0.02	9.89 ± 0.02	9.63 ± 0.01	9.19 ± 0.01	8.66 ± 0.09	... ± ± ...	0.22	...	D
2857	05:41:44.77	-02:15:55.3	13.75 ± 0.08	11.44 ± 0.05	9.99 ± 0.03	8.19 ± 0.01	7.24 ± 0.01	6.60 ± 0.01	5.78 ± 0.01	1.44 ± 0.01	1.22	-0.12	P
2858	05:42:19.48	-02:15:40.8	12.85 ± 0.02	12.08 ± 0.02	11.66 ± 0.02	11.43 ± 0.01	11.08 ± 0.01	10.50 ± 0.01	9.20 ± 0.01	6.47 ± 0.03	0.00	-0.26	D
2859	05:40:22.41	-02:15:39.7	12.37 ± 0.03	11.42 ± 0.02	10.82 ± 0.03	... ± ...	9.94 ± 0.01	... ± ...	8.41 ± 0.01	4.68 ± 0.02	0.10	...	P
2860	05:42:45.80	-02:15:22.9	12.01 ± 0.03	10.98 ± 0.03	10.33 ± 0.02	9.59 ± 0.01	9.35 ± 0.01	8.87 ± 0.01	8.15 ± 0.01	4.76 ± 0.01	0.18	-1.15	D
2861	05:40:44.78	-02:11:49.7	9.85 ± 0.03	9.20 ± 0.02	8.96 ± 0.03	8.44 ± 0.01	7.99 ± 0.01	7.65 ± 0.01	6.88 ± 0.01	5.05 ± 0.01	0.00	-1.07	D
2862	05:40:58.36	-02:11:34.8	15.62 ± 0.06	14.38 ± 0.04	13.61 ± 0.05	12.93 ± 0.01	12.59 ± 0.01	12.21 ± 0.05	... ± ± ...	0.36	...	D
2863	05:42:40.16	-02:11:25.3	12.73 ± 0.02	12.00 ± 0.02	11.78 ± 0.03	11.65 ± 0.01	11.60 ± 0.01	11.59 ± 0.01	11.53 ± 0.02	7.07 ± 0.04	0.11	-2.71	D
2864	05:41:21.70	-02:11:08.3	... ± ± ± ...	12.15 ± 0.01	11.50 ± 0.01	10.53 ± 0.01	9.71 ± 0.02	6.50 ± 0.03	...	0.03	D
2865	05:40:46.76	-02:10:50.0	11.93 ± 0.03	11.02 ± 0.03	10.51 ± 0.03	9.87 ± 0.01	9.45 ± 0.01	9.21 ± 0.01	8.44 ± 0.01	5.10 ± 0.02	0.12	-1.25	D
2866	05:42:09.32	-02:09:50.2	11.07 ± 0.02	9.22 ± 0.02	8.45 ± 0.02	8.00 ± 0.01	7.80 ± 0.01	7.50 ± 0.01	7.15 ± 0.01	5.69 ± 0.02	1.13	-1.84	D
2867	05:42:02.62	-02:07:45.7	... ± ± ± ...	14.27 ± 0.01	12.04 ± 0.01	10.56 ± 0.01	9.73 ± 0.01	5.13 ± 0.02	...	2.29	P
2868	05:41:30.24	-02:07:31.7	13.81 ± 0.03	13.18 ± 0.03	12.89 ± 0.03	12.65 ± 0.01	12.44 ± 0.01	12.10 ± 0.02	11.07 ± 0.04	7.27 ± 0.05	0.00	-1.03	D
2869	05:41:03.77	-02:06:26.3	12.85 ± 0.03	12.25 ± 0.02	11.94 ± 0.02	11.42 ± 0.01	11.17 ± 0.01	10.91 ± 0.01	10.32 ± 0.03	8.49 ± 0.12	0.00	-1.59	D
2870	05:41:58.68	-02:03:41.7	13.27 ± 0.03	11.52 ± 0.02	10.66 ± 0.02	9.84 ± 0.01	9.36 ± 0.01	8.84 ± 0.01	7.93 ± 0.01	5.51 ± 0.02	0.93	-0.64	D

Table 1—Continued

Index	R.A. ^a	Decl. ^a	J	H	K_S	[3.6]	[4.5]	[5.8]	[8.0]	[24]	A_K ^b	α_{IRAC} ^c	Class
2871	05:41:50.53	-02:02:56.9	12.58 ± 0.03	11.77 ± 0.02	11.48 ± 0.02	10.97 ± 0.01	10.75 ± 0.01	10.53 ± 0.01	9.90 ± 0.01	7.49 ± 0.05	0.16	-1.62	D
2872	05:41:44.95	-02:02:48.3	13.84 ± 0.03	12.74 ± 0.02	12.16 ± 0.03	11.36 ± 0.01	11.07 ± 0.01	10.78 ± 0.01	10.12 ± 0.01	7.30 ± 0.05	0.32	-1.43	D
2873	05:41:39.72	-02:02:24.1	12.48 ± 0.02	11.18 ± 0.02	10.41 ± 0.02	9.47 ± 0.01	9.04 ± 0.01	8.70 ± 0.01	8.09 ± 0.01	5.89 ± 0.03	0.43	-1.28	D
2874	05:41:45.48	-02:01:23.3	16.18 ± 0.09	15.06 ± 0.05	14.48 ± 0.08	13.47 ± 0.01	13.05 ± 0.01	12.62 ± 0.07	12.04 ± 0.04	... ± ...	0.34	-1.19	D
2875	05:41:52.21	-02:01:21.1	10.88 ± 0.03	10.00 ± 0.03	9.51 ± 0.02	8.77 ± 0.01	8.44 ± 0.01	8.01 ± 0.01	7.56 ± 0.01	6.08 ± 0.03	0.10	-1.42	D
2876	05:42:02.36	-02:01:08.2	... ± ...	15.31 ± 0.14	14.38 ± 0.09	13.30 ± 0.01	12.75 ± 0.01	12.27 ± 0.03	11.55 ± 0.04	... ± ...	0.18	-0.84	D
2877	05:41:54.88	-02:00:36.2	13.11 ± 0.03	12.46 ± 0.02	12.05 ± 0.02	11.28 ± 0.01	10.94 ± 0.01	10.49 ± 0.01	10.21 ± 0.01	... ± ...	0.00	-1.57	D
2878	05:41:47.13	-02:00:18.9	13.13 ± 0.03	11.89 ± 0.02	11.20 ± 0.02	10.54 ± 0.01	10.21 ± 0.01	9.95 ± 0.01	9.09 ± 0.01	6.00 ± 0.03	0.41	-1.21	D
2879	05:41:26.10	-02:00:16.2	11.50 ± 0.02	10.21 ± 0.02	9.46 ± 0.02	8.37 ± 0.01	7.95 ± 0.01	7.42 ± 0.01	6.41 ± 0.01	3.72 ± 0.01	0.43	-0.57	D
2880	05:42:09.57	-02:00:04.3	12.64 ± 0.03	11.55 ± 0.02	11.04 ± 0.02	9.95 ± 0.01	9.48 ± 0.01	8.94 ± 0.01	8.10 ± 0.01	5.61 ± 0.03	0.34	-0.70	D
2881	05:41:00.13	-02:00:00.8	14.88 ± 0.04	13.95 ± 0.03	13.26 ± 0.03	12.52 ± 0.01	12.16 ± 0.01	11.75 ± 0.04	10.56 ± 0.08	... ± ...	0.01	-0.60	D
2882	05:41:49.86	-01:59:47.3	16.35 ± 0.09	14.81 ± 0.04	13.89 ± 0.05	12.47 ± 0.01	11.65 ± 0.01	10.79 ± 0.01	9.74 ± 0.01	5.60 ± 0.14	0.63	0.31	P
2883	05:41:55.96	-01:59:44.7	14.40 ± 0.03	13.29 ± 0.03	12.73 ± 0.03	11.97 ± 0.01	11.55 ± 0.01	11.07 ± 0.01	10.29 ± 0.04	... ± ...	0.33	-0.89	D
2884	05:41:38.94	-01:59:36.2	10.63 ± 0.02	9.66 ± 0.02	9.18 ± 0.02	8.42 ± 0.01	8.07 ± 0.01	7.70 ± 0.01	7.03 ± 0.01	4.56 ± 0.09	0.21	-1.25	D
2885	05:42:05.81	-01:59:28.8	13.43 ± 0.02	12.11 ± 0.02	11.34 ± 0.02	10.28 ± 0.01	9.33 ± 0.01	9.17 ± 0.01	7.96 ± 0.01	4.72 ± 0.01	0.45	-0.34	D
2886	05:41:29.02	-01:59:13.3	16.91 ± 0.16	15.70 ± 0.09	14.52 ± 0.08	12.84 ± 0.01	11.72 ± 0.01	10.65 ± 0.03	9.49 ± 0.02	5.06 ± 0.06	0.00	0.01	P
2887	05:41:59.30	-01:59:10.7	13.09 ± 0.02	12.07 ± 0.02	11.61 ± 0.02	10.90 ± 0.01	10.54 ± 0.01	10.02 ± 0.02	9.21 ± 0.04	... ± ...	0.29	-0.86	D
2888	05:42:21.25	-01:59:10.1	12.04 ± 0.03	11.27 ± 0.03	10.96 ± 0.03	10.10 ± 0.01	9.93 ± 0.01	9.40 ± 0.01	8.64 ± 0.01	5.83 ± 0.02	0.08	-1.09	D
2889	05:41:47.82	-01:59:03.4	13.22 ± 0.03	11.10 ± 0.03	9.68 ± 0.02	7.33 ± 0.01	6.41 ± 0.01	5.96 ± 0.01	4.89 ± 0.01	1.97 ± 0.01	0.99	-0.13	D
2890	05:41:34.30	-01:58:59.7	14.06 ± 0.03	12.96 ± 0.02	12.36 ± 0.02	11.60 ± 0.01	11.09 ± 0.01	10.73 ± 0.04	10.18 ± 0.05	... ± ...	0.29	-1.22	D
2891	05:41:43.95	-01:58:59.2	14.74 ± 0.04	13.15 ± 0.03	12.18 ± 0.02	11.05 ± 0.01	10.58 ± 0.01	10.08 ± 0.02	9.37 ± 0.03	... ± ...	0.66	-0.90	D
2892	05:41:20.68	-01:58:57.9	12.69 ± 0.03	11.93 ± 0.02	11.74 ± 0.02	11.56 ± 0.01	11.54 ± 0.01	11.42 ± 0.06	10.66 ± 0.11	6.54 ± 0.09	0.15	-1.81	D
2893	05:41:56.75	-01:58:53.6	14.73 ± 0.03	13.11 ± 0.02	12.16 ± 0.02	10.88 ± 0.01	10.34 ± 0.01	9.96 ± 0.01	9.15 ± 0.03	... ± ...	0.71	-0.89	D
2894	05:41:41.85	-01:58:48.8	14.61 ± 0.03	13.18 ± 0.03	12.08 ± 0.02	10.79 ± 0.01	9.96 ± 0.01	9.66 ± 0.01	8.88 ± 0.02	5.48 ± 0.01	0.35	-0.75	D
2895	05:41:43.99	-01:58:45.4	13.14 ± 0.03	12.01 ± 0.02	11.34 ± 0.02	10.66 ± 0.01	9.93 ± 0.01	9.37 ± 0.01	8.20 ± 0.01	... ± ...	0.27	-0.06	D
2896	05:42:13.18	-01:58:33.3	11.44 ± 0.03	10.17 ± 0.02	9.60 ± 0.02	9.19 ± 0.01	8.99 ± 0.01	8.72 ± 0.01	8.26 ± 0.01	5.54 ± 0.02	0.54	-1.76	D
2897	05:41:52.07	-01:58:32.1	16.19 ± 0.10	15.40 ± 0.09	14.63 ± 0.09	12.80 ± 0.01	11.82 ± 0.01	11.06 ± 0.02	10.23 ± 0.06	... ± ...	0.00	0.08	P
2898	05:41:47.25	-01:58:19.9	16.48 ± 0.10	13.39 ± 0.03	11.60 ± 0.02	10.02 ± 0.01	9.36 ± 0.01	8.79 ± 0.01	8.09 ± 0.01	... ± ...	1.97	-0.63	D
2899	05:41:50.64	-01:58:04.0	14.34 ± 0.03	13.43 ± 0.02	12.80 ± 0.02	12.12 ± 0.01	11.82 ± 0.01	11.57 ± 0.03	10.84 ± 0.10	... ± ...	0.03	-1.39	D
2900	05:41:12.24	-01:57:56.0	... ± ± ± ± ± ...	9.44 ± 0.07	... ± ...	4.41 ± 0.03	P
2901	05:41:41.65	-01:57:54.6	12.59 ± 0.03	10.48 ± 0.02	9.32 ± 0.02	7.94 ± 0.01	7.41 ± 0.01	5.98 ± 0.01	4.27 ± 0.01	1.20 ± 0.02	1.17	1.54	D
2902	05:41:53.72	-01:57:50.4	16.32 ± 0.09	14.57 ± 0.04	13.47 ± 0.03	11.73 ± 0.01	11.17 ± 0.01	10.65 ± 0.02	9.89 ± 0.07	... ± ...	0.76	-0.73	D
2903	05:41:50.12	-01:57:44.7	13.95 ± 0.06	11.85 ± 0.04	10.62 ± 0.03	9.16 ± 0.01	8.64 ± 0.01	8.34 ± 0.01	7.82 ± 0.01	4.41 ± 0.03	1.11	-1.34	D
2904	05:41:53.19	-01:57:43.8	12.23 ± 0.02	10.62 ± 0.02	9.68 ± 0.02	8.64 ± 0.01	8.17 ± 0.01	7.68 ± 0.01	6.95 ± 0.01	2.76 ± 0.01	0.71	-0.89	D
2905	05:42:04.66	-01:57:38.6	13.08 ± 0.03	11.94 ± 0.02	11.32 ± 0.02	10.52 ± 0.01	10.07 ± 0.01	9.43 ± 0.01	8.20 ± 0.01	4.93 ± 0.01	0.33	-0.15	D

Table 1—Continued

Index	R.A. ^a	Decl. ^a	J	H	K_S	[3.6]	[4.5]	[5.8]	[8.0]	[24]	A_K^b	α_{IRAC}^c	Class
2906	05:41:44.19	-01:57:35.5	15.50 ± 0.06	13.50 ± 0.04	12.37 ± 0.02	11.47 ± 0.01	10.96 ± 0.01	10.32 ± 0.02	9.29 ± 0.03	... ± ...	1.05	-0.32	D
2907	05:41:45.62	-01:57:32.9	14.33 ± 0.03	13.50 ± 0.03	13.07 ± 0.04	12.35 ± 0.01	12.00 ± 0.01	11.65 ± 0.04	10.91 ± 0.11	... ± ...	0.06	-1.20	D
2908	05:42:17.38	-01:57:32.5	15.38 ± 0.06	14.30 ± 0.03	13.52 ± 0.04	12.67 ± 0.01	12.20 ± 0.01	11.88 ± 0.07	11.12 ± 0.11	8.66 ± 0.17	0.14	-1.10	D
2909	05:41:50.04	-01:57:30.3	13.52 ± 0.03	12.03 ± 0.02	11.34 ± 0.02	10.47 ± 0.01	10.12 ± 0.01	9.86 ± 0.01	9.06 ± 0.02	... ± ...	0.73	-1.24	D
2910	05:41:46.21	-01:57:23.0	... ± ± ± ...	12.93 ± 0.01	12.06 ± 0.01	11.47 ± 0.04	11.13 ± 0.13	... ±	-0.79	D
2911	05:41:52.14	-01:57:17.1	12.83 ± 0.03	11.06 ± 0.02	10.16 ± 0.02	9.04 ± 0.01	8.59 ± 0.01	8.25 ± 0.01	7.48 ± 0.01	4.39 ± 0.02	0.92	-1.08	D
2912	05:41:52.34	-01:57:12.1	15.70 ± 0.09	14.29 ± 0.10	13.55 ± 0.08	12.59 ± 0.01	11.98 ± 0.01	11.76 ± 0.06	... ± ± ...	0.58	...	D
2913	05:41:47.44	-01:57:12.1	... ± ± ...	14.56 ± 0.11	12.55 ± 0.01	11.86 ± 0.01	11.56 ± 0.04	11.38 ± 0.19	... ±	-1.54	D
2914	05:41:44.21	-01:57:04.4	... ± ± ± ...	13.86 ± 0.05	12.54 ± 0.02	11.76 ± 0.12	... ± ±	D
2915	05:41:46.03	-01:56:53.8	... ± ± ...	14.86 ± 0.13	11.01 ± 0.01	9.57 ± 0.01	8.73 ± 0.01	8.11 ± 0.01	... ±	0.40	P
2916	05:41:50.57	-01:56:52.4	16.44 ± 0.10	14.51 ± 0.03	13.31 ± 0.03	12.26 ± 0.01	11.90 ± 0.01	... ± ± ± ...	0.92	...	D
2917	05:41:54.90	-01:56:48.0	14.42 ± 0.03	12.82 ± 0.02	11.87 ± 0.02	10.73 ± 0.01	10.35 ± 0.01	9.99 ± 0.04	... ± ± ...	0.67	...	D
2918	05:41:53.41	-01:56:47.9	15.54 ± 0.05	14.23 ± 0.03	13.49 ± 0.04	12.34 ± 0.02	11.76 ± 0.01	... ± ± ± ...	0.47	...	D
2919	05:42:06.72	-01:56:45.3	15.21 ± 0.04	14.06 ± 0.04	13.29 ± 0.04	12.47 ± 0.01	12.08 ± 0.01	11.70 ± 0.05	... ± ± ...	0.23	...	D
2920	05:41:40.23	-01:56:43.9	... ± ...	14.66 ± 0.05	12.27 ± 0.02	10.48 ± 0.01	9.84 ± 0.01	... ± ± ± ...	3.36	...	D
2921	05:41:54.96	-01:56:30.9	16.46 ± 0.11	13.61 ± 0.03	11.93 ± 0.03	10.63 ± 0.01	10.08 ± 0.01	9.43 ± 0.02	8.57 ± 0.04	... ± ...	1.74	0.45	D
2922	05:42:01.73	-01:56:29.6	14.05 ± 0.03	12.06 ± 0.07	10.90 ± 0.04	9.76 ± 0.01	9.37 ± 0.01	9.19 ± 0.02	8.78 ± 0.05	... ± ...	1.02	-1.76	D
2923	05:41:52.92	-01:56:29.6	... ± ...	15.34 ± 0.12	13.33 ± 0.03	10.01 ± 0.01	8.92 ± 0.01	8.04 ± 0.01	7.21 ± 0.02	... ± ...	1.04	0.35	P
2924	05:41:49.79	-01:56:26.9	14.96 ± 0.08	13.10 ± 0.05	12.02 ± 0.03	10.84 ± 0.01	10.48 ± 0.01	9.28 ± 0.03	... ± ± ...	0.92	...	D
2925	05:41:39.06	-01:56:26.6	16.07 ± 0.16	13.12 ± 0.07	11.36 ± 0.03	10.04 ± 0.01	9.72 ± 0.01	... ± ± ± ...	1.82	...	D
2926	05:41:45.94	-01:56:26.1	... ± ...	15.61 ± 0.09	11.32 ± 0.02	8.01 ± 0.01	6.80 ± 0.01	5.99 ± 0.01	5.26 ± 0.01	1.32 ± 0.02	6.11	0.26	P
2927	05:41:35.81	-01:56:22.2	16.08 ± 0.07	13.07 ± 0.02	11.40 ± 0.02	9.78 ± 0.01	9.17 ± 0.01	... ± ± ± ...	1.96	...	D
2928	05:41:42.54	-01:56:17.5	13.85 ± 0.02	12.30 ± 0.02	11.50 ± 0.02	10.71 ± 0.01	10.25 ± 0.01	... ± ± ± ...	0.74	...	D
2929	05:42:16.22	-01:56:14.7	12.91 ± 0.02	12.24 ± 0.02	11.98 ± 0.02	11.68 ± 0.01	11.54 ± 0.01	11.48 ± 0.05	... ± ...	5.63 ± 0.04	0.00	...	D
2930	05:41:08.09	-01:56:12.0	15.09 ± 0.04	14.53 ± 0.04	14.00 ± 0.06	13.68 ± 0.06	13.32 ± 0.04	... ± ± ± ...	0.00	...	D
2931	05:41:33.71	-01:56:06.7	15.43 ± 0.05	12.64 ± 0.02	11.27 ± 0.02	9.98 ± 0.01	9.45 ± 0.01	... ± ± ± ...	1.89	...	D
2932	05:41:38.74	-01:56:02.5	13.73 ± 0.02	11.76 ± 0.02	10.56 ± 0.02	9.42 ± 0.01	8.74 ± 0.01	8.32 ± 0.03	... ± ± ...	0.96	...	D
2933	05:41:51.41	-01:55:55.6	... ± ...	14.37 ± 0.02	12.55 ± 0.03	10.84 ± 0.02	10.30 ± 0.01	... ± ± ± ...	2.36	...	D
2934	05:41:46.23	-01:55:54.2	... ± ± ± ...	11.52 ± 0.02	9.42 ± 0.01	7.40 ± 0.01	6.05 ± 0.02	... ±	3.49	P
2935	05:41:34.76	-01:55:52.0	... ± ...	14.18 ± 0.05	11.94 ± 0.03	9.19 ± 0.01	8.58 ± 0.01	8.09 ± 0.01	7.53 ± 0.03	... ± ...	3.12	-0.94	D
2936	05:41:42.54	-01:55:37.2	... ± ...	15.32 ± 0.08	12.66 ± 0.04	10.00 ± 0.02	9.38 ± 0.02	... ± ± ± ...	4.10	...	D
2937	05:41:38.19	-01:55:36.1	12.82 ± 0.02	11.51 ± 0.02	11.01 ± 0.02	10.19 ± 0.01	9.97 ± 0.01	... ± ± ± ...	0.63	...	D
2938	05:41:31.44	-01:55:32.6	13.76 ± 0.05	11.94 ± 0.04	10.77 ± 0.03	9.30 ± 0.01	8.77 ± 0.01	8.32 ± 0.01	7.76 ± 0.03	... ± ...	0.80	-1.07	D
2939	05:41:35.03	-01:55:30.0	16.55 ± 0.16	14.11 ± 0.06	12.57 ± 0.05	10.49 ± 0.01	9.90 ± 0.01	8.73 ± 0.05	... ± ± ...	1.32	...	D
2940	05:41:44.43	-01:55:22.9	13.66 ± 0.04	11.34 ± 0.04	9.81 ± 0.04	8.50 ± 0.02	7.90 ± 0.01	... ± ± ± ...	1.17	...	D

Table 1—Continued

Index	R.A. ^a	Decl. ^a	J	H	K_S	[3.6]	[4.5]	[5.8]	[8.0]	[24]	A_K^b	α_{IRAC}^c	Class
2941	05:41:44.18	-01:55:20.2	... ± ± ...	11.86 ± 0.08	7.53 ± 0.01	6.34 ± 0.01	5.29 ± 0.01	4.49 ± 0.01	... ±	0.64	P
2942	05:41:40.60	-01:55:18.7	15.69 ± 0.11	12.77 ± 0.05	11.15 ± 0.04	9.80 ± 0.01	9.20 ± 0.01	... ± ± ± ...	1.88	...	D
2943	05:41:31.92	-01:55:18.7	12.43 ± 0.03	10.76 ± 0.03	10.00 ± 0.03	8.86 ± 0.01	8.39 ± 0.01	7.92 ± 0.01	7.13 ± 0.02	... ± ...	0.90	-0.85	D
2944	05:41:53.89	-01:55:16.3	14.56 ± 0.09	11.99 ± 0.06	10.40 ± 0.04	8.75 ± 0.01	8.07 ± 0.01	... ± ± ± ...	1.44	...	D
2945	05:43:21.93	-01:55:10.3	15.56 ± 0.06	15.11 ± 0.08	14.90 ± 0.13	14.63 ± 0.02	13.80 ± 0.02	... ± ± ± ...	0.00	...	D
2946	05:41:42.17	-01:55:10.2	12.87 ± 0.03	11.32 ± 0.03	10.58 ± 0.02	9.54 ± 0.01	9.06 ± 0.01	... ± ± ± ...	0.77	...	D
2947	05:41:55.78	-01:55:09.2	12.78 ± 0.04	11.78 ± 0.04	11.24 ± 0.04	10.78 ± 0.01	10.55 ± 0.01	... ± ± ± ...	0.21	...	D
2948	05:41:50.99	-01:55:06.8	12.45 ± 0.04	10.49 ± 0.04	9.19 ± 0.04	7.36 ± 0.01	6.70 ± 0.01	5.50 ± 0.02	3.63 ± 0.04	... ± ...	0.88	1.52	D
2949	05:41:42.45	-01:55:02.4	16.51 ± 0.13	12.87 ± 0.02	10.89 ± 0.02	8.91 ± 0.01	8.31 ± 0.01	7.83 ± 0.02	... ± ± ...	2.53	...	D
2950	05:41:45.96	-01:55:01.8	... ± ± ± ...	8.63 ± 0.01	7.70 ± 0.01	6.89 ± 0.02	6.81 ± 0.10	... ±	-0.72	P
2951	05:41:38.17	-01:54:54.8	14.83 ± 0.09	12.80 ± 0.07	11.63 ± 0.04	10.18 ± 0.01	9.64 ± 0.01	9.14 ± 0.04	... ± ± ...	1.07	...	D
2952	05:41:26.92	-01:54:51.9	12.23 ± 0.02	11.33 ± 0.02	10.93 ± 0.02	10.51 ± 0.01	10.24 ± 0.01	... ± ± ± ...	0.18	...	D
2953	05:41:36.81	-01:54:48.2	14.46 ± 0.07	12.75 ± 0.06	11.80 ± 0.04	10.82 ± 0.01	10.36 ± 0.01	9.74 ± 0.03	... ± ± ...	0.82	...	D
2954	05:41:45.13	-01:54:47.1	15.41 ± 0.14	11.81 ± 0.07	9.61 ± 0.04	7.74 ± 0.01	6.85 ± 0.01	6.04 ± 0.01	5.08 ± 0.02	... ± ...	2.31	0.20	P
2955	05:41:44.09	-01:54:45.1	... ± ± ...	12.12 ± 0.03	8.69 ± 0.01	7.09 ± 0.01	6.21 ± 0.01	... ± ±	P
2956	05:41:32.83	-01:54:44.6	13.74 ± 0.04	12.77 ± 0.03	12.18 ± 0.02	11.41 ± 0.02	11.04 ± 0.01	... ± ± ± ...	0.13	...	D
2957	05:41:41.61	-01:54:40.3	... ± ± ± ...	9.37 ± 0.01	8.37 ± 0.01	7.57 ± 0.01	... ± ±	P
2958	05:41:41.50	-01:54:39.2	16.13 ± 0.09	12.79 ± 0.06	10.92 ± 0.05	9.17 ± 0.01	8.46 ± 0.01	7.71 ± 0.01	... ± ± ...	2.21	...	P
2959	05:41:42.80	-01:54:36.3	14.69 ± 0.09	12.00 ± 0.07	10.61 ± 0.04	9.73 ± 0.01	9.32 ± 0.01	... ± ± ± ...	1.76	...	D
2960	05:41:31.38	-01:54:34.9	16.33 ± 0.12	14.45 ± 0.07	13.15 ± 0.06	11.61 ± 0.03	11.01 ± 0.02	... ± ± ± ...	0.79	...	D
2961	05:41:24.29	-01:54:32.7	15.56 ± 0.07	13.88 ± 0.03	12.87 ± 0.04	11.74 ± 0.01	11.03 ± 0.01	10.42 ± 0.03	9.16 ± 0.03	4.35 ± 0.03	0.72	0.09	P
2962	05:41:49.80	-01:54:30.2	10.35 ± 0.03	8.53 ± 0.03	7.55 ± 0.02	6.98 ± 0.01	6.61 ± 0.01	6.17 ± 0.01	5.08 ± 0.01	... ± ...	0.94	-0.66	D
2963	05:41:29.52	-01:54:25.5	11.88 ± 0.03	10.54 ± 0.02	9.98 ± 0.02	9.48 ± 0.01	9.30 ± 0.01	8.80 ± 0.01	7.99 ± 0.04	... ± ...	0.64	-1.07	D
2964	05:41:44.83	-01:54:25.3	13.46 ± 0.04	10.52 ± 0.04	8.89 ± 0.03	7.20 ± 0.01	6.42 ± 0.01	5.72 ± 0.01	5.23 ± 0.04	... ± ...	1.89	-0.56	D
2965	05:41:37.62	-01:54:24.5	12.94 ± 0.10	11.22 ± 0.08	10.41 ± 0.05	9.76 ± 0.01	9.40 ± 0.01	8.58 ± 0.03	... ± ± ...	0.94	...	D
2966	05:41:36.22	-01:54:24.1	12.38 ± 0.03	10.28 ± 0.02	8.89 ± 0.02	7.43 ± 0.01	6.87 ± 0.01	6.43 ± 0.01	5.74 ± 0.01	... ± ...	0.98	-0.91	D
2967	05:41:41.98	-01:54:24.0	15.23 ± 0.09	12.20 ± 0.05	10.40 ± 0.03	8.45 ± 0.01	7.73 ± 0.01	7.25 ± 0.01	6.88 ± 0.03	... ± ...	1.87	-1.06	D
2968	05:42:38.69	-01:54:22.4	12.58 ± 0.02	11.93 ± 0.02	11.55 ± 0.02	10.92 ± 0.01	10.59 ± 0.01	10.06 ± 0.01	8.84 ± 0.01	5.97 ± 0.02	0.00	-0.43	D
2969	05:42:08.77	-01:54:21.6	... ± ...	15.61 ± 0.09	14.32 ± 0.07	12.95 ± 0.04	12.33 ± 0.02	11.26 ± 0.12	... ± ± ...	0.80	...	D
2970	05:41:32.34	-01:54:19.5	16.92 ± 0.17	14.94 ± 0.06	13.70 ± 0.05	11.60 ± 0.01	10.99 ± 0.01	... ± ± ± ...	0.94	...	P
2971	05:41:35.44	-01:54:19.4	... ± ...	14.87 ± 0.07	13.19 ± 0.03	11.02 ± 0.01	10.34 ± 0.01	9.33 ± 0.04	... ± ± ...	1.54	...	D
2972	05:41:48.69	-01:54:15.7	16.26 ± 0.15	13.61 ± 0.07	12.15 ± 0.05	10.48 ± 0.01	9.98 ± 0.01	9.83 ± 0.06	... ± ± ...	1.63	...	D
2973	05:41:39.16	-01:54:14.1	14.09 ± 0.03	11.18 ± 0.03	9.36 ± 0.02	7.71 ± 0.01	7.00 ± 0.01	6.38 ± 0.01	5.80 ± 0.01	... ± ...	1.71	-0.65	D
2974	05:41:41.65	-01:54:12.3	... ± ...	13.51 ± 0.07	11.50 ± 0.03	9.32 ± 0.01	8.56 ± 0.01	7.99 ± 0.03	... ± ± ...	2.10	...	D
2975	05:41:43.44	-01:54:12.1	... ± ...	15.43 ± 0.13	11.72 ± 0.02	8.36 ± 0.01	7.14 ± 0.01	6.20 ± 0.01	5.34 ± 0.01	... ± ...	4.68	0.60	P

Table 1—Continued

Index	R.A. ^a	Decl. ^a	J	H	K_S	[3.6]	[4.5]	[5.8]	[8.0]	[24]	A_K^b	α_{IRAC}^c	Class
2976	05:41:26.96	-01:54:09.4	13.34 ± 0.02	12.27 ± 0.02	11.59 ± 0.02	10.50 ± 0.01	9.77 ± 0.01	9.26 ± 0.01	8.47 ± 0.02	... ± ...	0.20	-0.55	D
2977	05:41:49.06	-01:54:08.5	14.24 ± 0.05	13.00 ± 0.05	12.15 ± 0.04	11.04 ± 0.02	10.41 ± 0.01	... ± ± ± ...	0.29	...	D
2978	05:41:40.19	-01:54:07.2	... ± ...	14.32 ± 0.02	11.74 ± 0.02	9.65 ± 0.01	8.94 ± 0.01	8.40 ± 0.02	... ± ± ...	3.63	...	D
2979	05:41:45.06	-01:54:06.2	... ± ...	13.23 ± 0.02	10.34 ± 0.02	7.93 ± 0.01	7.04 ± 0.01	6.56 ± 0.01	6.23 ± 0.03	... ± ...	3.78	-0.94	D
2980	05:41:31.37	-01:54:05.5	13.96 ± 0.04	12.75 ± 0.03	12.18 ± 0.02	11.63 ± 0.01	11.34 ± 0.01	... ± ± ± ...	0.47	...	D
2981	05:41:44.20	-01:54:04.9	... ± ...	14.85 ± 0.04	12.27 ± 0.02	9.68 ± 0.01	8.91 ± 0.01	7.95 ± 0.04	... ± ± ...	3.43	...	P
2982	05:41:42.55	-01:54:02.6	16.87 ± 0.16	13.63 ± 0.08	11.79 ± 0.04	9.90 ± 0.01	9.17 ± 0.01	... ± ± ± ...	2.12	...	D
2983	05:41:24.96	-01:53:58.9	14.47 ± 0.03	13.28 ± 0.03	12.54 ± 0.02	11.79 ± 0.01	11.42 ± 0.01	11.14 ± 0.06	... ± ± ...	0.31	...	D
2984	05:41:36.79	-01:53:58.8	12.44 ± 0.03	10.73 ± 0.03	9.89 ± 0.04	9.14 ± 0.01	8.61 ± 0.01	8.12 ± 0.02	7.27 ± 0.05	... ± ...	0.89	-0.70	D
2985	05:41:47.94	-01:53:58.5	... ± ...	14.57 ± 0.05	12.40 ± 0.03	10.34 ± 0.01	9.44 ± 0.01	8.73 ± 0.02	7.86 ± 0.02	... ± ...	1.99	-0.00	D
2986	05:41:39.07	-01:53:58.4	12.29 ± 0.03	10.14 ± 0.02	8.93 ± 0.02	7.94 ± 0.01	7.35 ± 0.01	7.03 ± 0.01	6.69 ± 0.04	... ± ...	1.19	-1.44	D
2987	05:41:34.05	-01:53:56.5	15.85 ± 0.07	14.41 ± 0.05	13.60 ± 0.05	12.49 ± 0.04	12.12 ± 0.03	... ± ± ± ...	0.58	...	D
2988	05:41:43.54	-01:53:56.4	... ± ...	15.28 ± 0.07	12.48 ± 0.02	10.31 ± 0.02	9.51 ± 0.01	... ± ± ± ...	3.84	...	D
2989	05:41:43.91	-01:53:51.3	17.00 ± 0.18	14.79 ± 0.05	13.26 ± 0.02	11.41 ± 0.02	10.51 ± 0.01	... ± ± ± ...	1.04	...	P
2990	05:41:33.96	-01:53:51.2	13.96 ± 0.03	12.21 ± 0.03	11.35 ± 0.03	10.01 ± 0.01	9.56 ± 0.01	8.75 ± 0.04	... ± ± ...	0.93	...	D
2991	05:41:35.75	-01:53:48.0	16.65 ± 0.13	15.23 ± 0.07	14.05 ± 0.06	12.52 ± 0.03	11.42 ± 0.02	... ± ± ± ...	0.28	...	P
2992	05:41:44.11	-01:53:47.4	... ± ...	15.32 ± 0.10	12.56 ± 0.04	10.69 ± 0.01	9.82 ± 0.01	... ± ± ± ...	3.53	...	D
2993	05:41:36.31	-01:53:39.2	14.16 ± 0.03	12.49 ± 0.02	11.72 ± 0.02	10.23 ± 0.01	9.74 ± 0.01	9.10 ± 0.03	... ± ± ...	0.89	...	D
2994	05:41:36.94	-01:53:39.2	14.47 ± 0.04	12.70 ± 0.02	11.58 ± 0.02	10.36 ± 0.01	9.85 ± 0.01	9.30 ± 0.04	... ± ± ...	0.78	...	D
2995	05:41:34.01	-01:53:39.0	15.39 ± 0.04	14.13 ± 0.02	13.34 ± 0.03	12.27 ± 0.02	11.90 ± 0.02	... ± ± ± ...	0.36	...	D
2996	05:41:44.11	-01:53:37.1	... ± ± ...	12.44 ± 0.06	10.59 ± 0.01	9.75 ± 0.01	8.74 ± 0.04	... ± ±	P
2997	05:42:07.45	-01:53:36.5	12.79 ± 0.03	11.56 ± 0.02	10.72 ± 0.02	9.34 ± 0.01	8.76 ± 0.01	8.23 ± 0.01	7.49 ± 0.01	... ± ...	0.29	-0.71	D
2998	05:41:40.18	-01:53:34.1	15.06 ± 0.06	11.86 ± 0.06	9.86 ± 0.03	8.14 ± 0.01	7.43 ± 0.01	6.91 ± 0.02	... ± ± ...	1.94	...	D
2999	05:41:39.48	-01:53:33.9	15.23 ± 0.11	12.77 ± 0.08	11.28 ± 0.05	9.67 ± 0.01	9.16 ± 0.01	8.38 ± 0.01	... ± ± ...	1.38	...	D
3000	05:41:41.34	-01:53:32.9	... ± ...	14.26 ± 0.02	11.09 ± 0.02	9.09 ± 0.01	8.48 ± 0.01	8.18 ± 0.02	... ± ± ...	5.34	...	D
3001	05:41:49.32	-01:53:32.0	14.36 ± 0.12	12.64 ± 0.07	11.57 ± 0.05	10.42 ± 0.01	9.88 ± 0.01	9.48 ± 0.01	8.54 ± 0.03	... ± ...	0.74	-0.72	D
3002	05:41:35.02	-01:53:28.5	14.61 ± 0.02	13.27 ± 0.02	12.63 ± 0.02	11.70 ± 0.01	11.42 ± 0.01	... ± ± ± ...	0.56	...	D
3003	05:41:49.67	-01:53:27.2	14.23 ± 0.09	12.51 ± 0.06	11.48 ± 0.05	10.76 ± 0.01	10.13 ± 0.01	9.71 ± 0.02	8.56 ± 0.05	... ± ...	0.76	-0.37	D
3004	05:41:39.48	-01:53:27.0	13.57 ± 0.03	10.86 ± 0.03	9.47 ± 0.03	8.39 ± 0.01	7.86 ± 0.01	7.50 ± 0.02	... ± ± ...	1.78	...	D
3005	05:41:43.47	-01:53:25.6	16.40 ± 0.17	13.42 ± 0.11	11.54 ± 0.07	9.78 ± 0.01	8.88 ± 0.01	7.99 ± 0.02	6.72 ± 0.03	... ± ...	1.75	0.66	P
3006	05:41:30.88	-01:53:24.6	14.14 ± 0.03	12.88 ± 0.02	12.17 ± 0.02	11.57 ± 0.01	11.32 ± 0.01	... ± ± ± ...	0.41	...	D
3007	05:41:33.81	-01:53:23.3	11.80 ± 0.03	10.27 ± 0.02	9.37 ± 0.02	8.24 ± 0.01	7.79 ± 0.01	7.35 ± 0.01	6.76 ± 0.01	... ± ...	0.61	-1.13	D
3008	05:41:29.64	-01:53:21.8	15.48 ± 0.05	14.20 ± 0.04	13.36 ± 0.04	12.55 ± 0.02	12.18 ± 0.02	... ± ± ± ...	0.37	...	D
3009	05:41:30.23	-01:53:20.0	15.01 ± 0.05	13.52 ± 0.04	12.80 ± 0.04	11.91 ± 0.01	11.53 ± 0.01	10.54 ± 0.03	... ± ± ...	0.71	...	D
3010	05:41:34.41	-01:53:19.6	12.73 ± 0.03	11.19 ± 0.02	10.41 ± 0.02	9.63 ± 0.01	9.14 ± 0.01	8.57 ± 0.01	7.70 ± 0.01	... ± ...	0.73	-0.61	D

 α_{IRAC}

Table 1—Continued

Index	R.A. ^a	Decl. ^a	J	H	K_S	[3.6]	[4.5]	[5.8]	[8.0]	[24]	A_K^b	α_{IRAC}^c	Class
3011	05:41:36.54	-01:53:18.6	14.43 ± 0.06	12.77 ± 0.05	11.83 ± 0.04	11.17 ± 0.02	10.59 ± 0.02	... ± ± ± ...	0.78	...	D
3012	05:41:37.31	-01:53:13.4	10.36 ± 0.03	9.33 ± 0.03	8.63 ± 0.02	7.99 ± 0.01	7.68 ± 0.01	7.38 ± 0.01	6.06 ± 0.03	... ± ...	0.14	-0.66	D
3013	05:41:50.88	-01:53:12.5	14.50 ± 0.17	12.70 ± 0.09	11.59 ± 0.06	10.56 ± 0.01	10.00 ± 0.01	9.50 ± 0.02	... ± ± ...	0.81	...	D
3014	05:41:33.86	-01:53:08.8	13.75 ± 0.03	12.44 ± 0.03	11.68 ± 0.03	10.98 ± 0.01	10.52 ± 0.01	10.17 ± 0.03	... ± ± ...	0.45	...	D
3015	05:41:39.21	-01:53:07.5	... ± ...	14.88 ± 0.04	12.98 ± 0.02	11.39 ± 0.01	10.90 ± 0.02	... ± ± ± ...	2.66	...	D
3016	05:41:10.46	-01:53:05.0	14.63 ± 0.04	13.30 ± 0.03	12.60 ± 0.03	11.78 ± 0.01	11.51 ± 0.01	10.69 ± 0.06	... ± ± ...	0.52	...	D
3017	05:41:42.11	-01:53:01.6	... ± ± ...	12.74 ± 0.02	10.13 ± 0.01	9.17 ± 0.01	8.85 ± 0.01	... ± ±	D
3018	05:41:49.83	-01:52:55.8	15.88 ± 0.06	13.26 ± 0.02	11.78 ± 0.02	9.99 ± 0.01	9.31 ± 0.01	8.78 ± 0.01	8.21 ± 0.03	... ± ...	1.59	-0.81	D
3019	05:41:46.76	-01:52:54.4	17.01 ± 0.20	15.04 ± 0.05	13.90 ± 0.07	13.02 ± 0.02	12.65 ± 0.03	... ± ± ± ...	1.00	...	D
3020	05:41:38.68	-01:52:46.6	... ± ...	15.10 ± 0.04	13.33 ± 0.02	11.55 ± 0.02	11.03 ± 0.02	... ± ± ± ...	2.29	...	D
3021	05:41:37.37	-01:52:44.6	13.43 ± 0.04	11.86 ± 0.02	11.05 ± 0.02	10.17 ± 0.01	9.78 ± 0.01	... ± ± ± ...	0.75	...	D
3022	05:41:43.26	-01:52:41.0	... ± ...	15.09 ± 0.05	12.30 ± 0.02	9.64 ± 0.01	8.59 ± 0.01	7.92 ± 0.01	7.24 ± 0.01	... ± ...	3.02	-0.13	D
3023	05:41:51.39	-01:52:40.8	16.61 ± 0.16	15.02 ± 0.08	13.68 ± 0.06	12.30 ± 0.02	11.83 ± 0.02	... ± ± ± ...	0.38	...	D
3024	05:41:36.85	-01:52:37.4	14.18 ± 0.04	12.77 ± 0.04	11.96 ± 0.02	10.96 ± 0.01	10.60 ± 0.01	... ± ± ± ...	0.53	...	D
3025	05:41:31.61	-01:52:32.0	14.35 ± 0.03	13.14 ± 0.02	12.53 ± 0.02	11.65 ± 0.01	11.37 ± 0.01	10.42 ± 0.03	... ± ± ...	0.43	...	D
3026	05:40:24.60	-01:52:30.7	12.30 ± 0.02	11.53 ± 0.02	11.20 ± 0.02	... ± ...	10.32 ± 0.01	... ± ...	8.89 ± 0.01	5.61 ± 0.02	0.08	∞	D
3027	05:41:35.46	-01:52:28.7	13.28 ± 0.02	11.55 ± 0.02	10.59 ± 0.02	9.29 ± 0.01	8.67 ± 0.01	8.20 ± 0.01	7.37 ± 0.03	... ± ...	0.84	-0.66	D
3028	05:41:50.90	-01:52:23.5	15.53 ± 0.07	14.29 ± 0.05	13.50 ± 0.06	12.36 ± 0.02	12.17 ± 0.02	... ± ± ± ...	0.33	...	D
3029	05:41:40.50	-01:52:21.2	16.48 ± 0.10	13.69 ± 0.03	12.04 ± 0.02	10.30 ± 0.01	9.72 ± 0.01	9.23 ± 0.02	8.54 ± 0.12	... ± ...	1.67	-0.83	D
3030	05:41:40.24	-01:52:20.4	15.54 ± 0.05	12.84 ± 0.05	11.45 ± 0.05	9.78 ± 0.01	9.21 ± 0.01	8.59 ± 0.01	7.71 ± 0.03	... ± ...	1.76	-0.45	D
3031	05:41:28.12	-01:52:13.9	15.11 ± 0.04	13.89 ± 0.02	13.31 ± 0.02	12.48 ± 0.01	12.22 ± 0.02	... ± ± ± ...	0.46	...	D
3032	05:41:45.74	-01:52:12.9	16.50 ± 0.10	13.88 ± 0.02	12.36 ± 0.03	10.79 ± 0.01	10.10 ± 0.01	9.66 ± 0.02	8.79 ± 0.05	... ± ...	1.56	-0.59	D
3033	05:41:32.82	-01:52:12.7	14.12 ± 0.03	12.51 ± 0.02	11.50 ± 0.02	9.75 ± 0.01	9.13 ± 0.01	8.67 ± 0.02	7.67 ± 0.05	... ± ...	0.64	-0.48	D
3034	05:41:35.34	-01:52:11.5	14.75 ± 0.06	12.79 ± 0.02	11.47 ± 0.02	9.95 ± 0.01	9.36 ± 0.01	8.88 ± 0.01	7.93 ± 0.03	... ± ...	0.86	-0.54	D
3035	05:41:51.70	-01:52:08.1	15.48 ± 0.06	13.21 ± 0.03	11.82 ± 0.02	10.32 ± 0.01	9.68 ± 0.01	9.29 ± 0.02	8.58 ± 0.05	... ± ...	1.20	-0.89	D
3036	05:41:39.10	-01:52:07.5	11.66 ± 0.02	9.09 ± 0.02	7.51 ± 0.03	6.53 ± 0.01	5.77 ± 0.01	4.73 ± 0.01	3.93 ± 0.01	0.19 ± 0.03	1.44	0.22	P
3037	05:41:24.73	-01:52:06.5	15.34 ± 0.04	14.18 ± 0.04	13.48 ± 0.05	12.38 ± 0.02	12.09 ± 0.02	... ± ± ± ...	0.30	...	D
3038	05:42:02.96	-01:52:03.9	15.90 ± 0.09	14.36 ± 0.06	13.41 ± 0.05	12.39 ± 0.02	12.06 ± 0.02	10.95 ± 0.07	... ± ± ...	0.60	...	D
3039	05:41:45.38	-01:51:56.8	... ± ...	14.11 ± 0.02	11.89 ± 0.02	9.71 ± 0.01	8.90 ± 0.01	8.21 ± 0.01	7.46 ± 0.01	3.90 ± 0.05	2.43	-0.26	P
3040	05:41:39.00	-01:51:45.1	15.09 ± 0.02	12.77 ± 0.02	11.57 ± 0.02	10.61 ± 0.01	10.19 ± 0.01	... ± ± ± ...	1.42	...	D
3041	05:41:46.11	-01:51:44.0	... ± ...	15.48 ± 0.09	13.55 ± 0.05	11.88 ± 0.01	11.34 ± 0.01	11.01 ± 0.06	... ± ± ...	2.58	...	D
3042	05:41:37.29	-01:51:40.1	15.58 ± 0.06	12.90 ± 0.02	11.38 ± 0.02	9.98 ± 0.01	9.55 ± 0.01	... ± ± ± ...	1.64	...	D
3043	05:41:43.88	-01:51:39.7	... ± ...	14.26 ± 0.02	12.63 ± 0.02	11.14 ± 0.01	10.57 ± 0.01	10.07 ± 0.04	... ± ± ...	1.76	...	D
3044	05:41:29.32	-01:51:30.4	13.17 ± 0.03	11.94 ± 0.02	11.44 ± 0.02	10.89 ± 0.01	10.66 ± 0.01	10.25 ± 0.04	... ± ± ...	0.54	...	D
3045	05:41:45.63	-01:51:22.8	14.66 ± 0.03	12.64 ± 0.02	11.58 ± 0.02	10.57 ± 0.01	10.21 ± 0.01	9.46 ± 0.02	... ± ± ...	1.13	...	D

Table 1—Continued

Index	R.A. ^a	Decl. ^a	J	H	K_S	[3.6]	[4.5]	[5.8]	[8.0]	[24]	A_K^b	α_{IRAC}^c	Class
3046	05:41:50.09	-01:51:18.1	15.91 ± 0.08	14.80 ± 0.05	14.00 ± 0.05	13.05 ± 0.02	12.60 ± 0.02	... ± ± ± ...	0.16	...	D
3047	05:42:03.74	-01:51:12.8	15.06 ± 0.04	13.59 ± 0.03	12.80 ± 0.03	11.41 ± 0.01	10.87 ± 0.01	10.52 ± 0.08	... ± ± ...	0.64	...	D
3048	05:41:27.16	-01:51:03.2	16.49 ± 0.10	15.25 ± 0.08	14.43 ± 0.08	13.65 ± 0.04	13.39 ± 0.05	... ± ± ± ...	0.31	...	D
3049	05:41:25.27	-01:50:52.6	15.94 ± 0.10	14.30 ± 0.06	13.37 ± 0.05	12.12 ± 0.01	11.66 ± 0.01	10.59 ± 0.05	... ± ± ...	0.74	...	D
3050	05:41:40.26	-01:50:52.3	14.16 ± 0.03	12.13 ± 0.02	11.15 ± 0.02	10.26 ± 0.01	9.93 ± 0.01	9.23 ± 0.04	... ± ± ...	1.21	...	D
3051	05:41:38.74	-01:50:50.5	16.12 ± 0.09	14.47 ± 0.05	13.61 ± 0.04	12.35 ± 0.04	12.04 ± 0.03	... ± ± ± ...	0.82	...	D
3052	05:41:56.11	-01:50:49.0	14.37 ± 0.03	12.57 ± 0.02	11.47 ± 0.02	10.25 ± 0.01	9.64 ± 0.01	9.24 ± 0.01	8.47 ± 0.03	... ± ...	0.81	-0.84	D
3053	05:41:41.58	-01:50:41.5	15.09 ± 0.04	13.29 ± 0.03	12.44 ± 0.03	11.23 ± 0.01	10.82 ± 0.01	... ± ± ± ...	1.00	...	D
3054	05:41:38.41	-01:50:38.1	12.49 ± 0.04	10.44 ± 0.04	9.27 ± 0.02	7.85 ± 0.01	7.35 ± 0.01	6.97 ± 0.01	6.30 ± 0.02	3.01 ± 0.03	1.09	-1.07	D
3055	05:41:47.09	-01:50:35.3	12.71 ± 0.02	11.16 ± 0.02	10.40 ± 0.02	9.37 ± 0.01	8.84 ± 0.01	8.30 ± 0.02	7.52 ± 0.09	... ± ...	0.76	-0.72	D
3056	05:41:28.46	-01:50:34.1	... ± ...	12.51 ± 0.08	11.91 ± 0.06	10.99 ± 0.01	10.60 ± 0.01	10.08 ± 0.03	... ± ± ...	0.00	...	D
3057	05:41:28.65	-01:50:33.0	... ± ...	12.83 ± 0.03	12.14 ± 0.03	11.18 ± 0.01	10.84 ± 0.01	10.32 ± 0.03	... ± ± ...	0.30	...	D
3058	05:41:58.83	-01:50:31.1	14.93 ± 0.04	13.78 ± 0.04	13.07 ± 0.04	12.06 ± 0.03	11.84 ± 0.07	... ± ± ± ...	0.27	...	D
3059	05:40:56.83	-01:50:14.6	... ± ...	12.44 ± 0.12	11.63 ± 0.06	10.61 ± 0.01	9.95 ± 0.01	9.80 ± 0.03	9.04 ± 0.05	5.96 ± 0.03	0.00	-1.14	D
3060	05:41:46.39	-01:50:10.8	12.59 ± 0.03	11.26 ± 0.02	10.62 ± 0.02	9.67 ± 0.01	9.07 ± 0.01	8.51 ± 0.01	7.47 ± 0.02	... ± ...	0.57	-0.33	D
3061	05:41:46.02	-01:50:07.1	14.87 ± 0.05	13.59 ± 0.05	13.07 ± 0.04	12.18 ± 0.01	11.74 ± 0.02	... ± ± ± ...	0.58	∞	D
3062	05:41:47.54	-01:50:05.4	15.89 ± 0.07	14.47 ± 0.03	13.69 ± 0.04	12.61 ± 0.02	12.28 ± 0.05	... ± ± ± ...	0.58	∞	D
3063	05:41:46.89	-01:49:57.2	10.99 ± 0.03	9.56 ± 0.02	8.78 ± 0.02	7.72 ± 0.01	7.25 ± 0.01	6.82 ± 0.01	6.29 ± 0.01	... ± ...	0.58	-1.19	D
3064	05:41:37.43	-01:49:53.2	12.04 ± 0.03	10.10 ± 0.03	8.82 ± 0.02	7.08 ± 0.01	6.45 ± 0.01	5.51 ± 0.01	4.68 ± 0.01	1.28 ± 0.02	0.88	-0.01	D
3065	05:41:18.39	-01:49:52.9	13.86 ± 0.03	11.81 ± 0.02	10.45 ± 0.02	9.40 ± 0.01	8.71 ± 0.01	8.31 ± 0.02	7.49 ± 0.04	4.60 ± 0.02	0.94	-0.70	D
3066	05:41:17.99	-01:49:29.3	14.50 ± 0.03	12.22 ± 0.02	11.21 ± 0.02	10.30 ± 0.01	10.05 ± 0.01	9.48 ± 0.03	8.66 ± 0.04	... ± ...	1.50	-0.90	D
3067	05:41:37.29	-01:49:10.7	16.50 ± 0.10	15.12 ± 0.08	14.40 ± 0.09	13.28 ± 0.02	12.65 ± 0.02	11.58 ± 0.08	... ± ± ...	0.56	...	D
3068	05:41:38.81	-01:49:04.7	15.45 ± 0.07	14.03 ± 0.06	13.21 ± 0.04	12.22 ± 0.01	11.99 ± 0.02	10.73 ± 0.09	... ± ± ...	0.54	...	D
3069	05:42:12.01	-01:48:52.8	16.25 ± 0.09	14.74 ± 0.06	13.91 ± 0.06	12.92 ± 0.04	12.68 ± 0.05	... ± ± ± ...	0.65	...	D
3070	05:41:49.50	-01:48:37.4	15.45 ± 0.06	14.68 ± 0.07	14.06 ± 0.07	13.02 ± 0.02	12.63 ± 0.05	... ± ± ± ...	0.00	...	D
3071	05:41:18.88	-01:48:30.0	15.48 ± 0.06	13.41 ± 0.02	12.31 ± 0.02	10.95 ± 0.01	10.44 ± 0.01	10.06 ± 0.08	... ± ± ...	1.17	...	D
3072	05:41:55.95	-01:48:20.8	14.50 ± 0.03	13.54 ± 0.03	12.98 ± 0.03	12.17 ± 0.01	11.71 ± 0.02	10.97 ± 0.14	... ± ± ...	0.15	...	D
3073	05:41:37.45	-01:48:10.7	12.67 ± 0.03	11.23 ± 0.03	10.49 ± 0.02	9.30 ± 0.01	8.74 ± 0.01	8.08 ± 0.01	7.22 ± 0.02	... ± ...	0.62	-0.43	D
3074	05:41:33.28	-01:48:10.6	11.34 ± 0.03	9.62 ± 0.03	8.81 ± 0.02	8.17 ± 0.01	7.73 ± 0.01	7.47 ± 0.01	6.57 ± 0.01	4.24 ± 0.02	0.93	-1.06	D
3075	05:41:25.52	-01:48:09.2	13.79 ± 0.03	12.10 ± 0.02	11.24 ± 0.02	10.33 ± 0.01	9.89 ± 0.01	9.40 ± 0.01	8.66 ± 0.07	... ± ...	0.86	-0.91	D
3076	05:43:03.12	-01:48:04.6	... ± ± ± ...	13.53 ± 0.01	12.36 ± 0.01	11.38 ± 0.02	10.29 ± 0.03	6.94 ± 0.04	...	0.85	P
3077	05:41:44.39	-01:48:02.4	15.16 ± 0.04	13.93 ± 0.03	13.28 ± 0.04	12.34 ± 0.01	11.81 ± 0.01	... ± ± ± ...	0.43	...	D
3078	05:41:42.47	-01:48:01.0	11.77 ± 0.03	10.50 ± 0.02	9.79 ± 0.02	8.62 ± 0.01	8.43 ± 0.01	8.25 ± 0.01	7.77 ± 0.02	4.54 ± 0.02	0.43	-1.87	D
3079	05:41:42.99	-01:47:53.4	13.96 ± 0.03	12.45 ± 0.03	11.49 ± 0.02	10.30 ± 0.01	9.57 ± 0.01	9.39 ± 0.01	8.61 ± 0.03	... ± ...	0.56	-1.01	D
3080	05:41:36.70	-01:47:38.3	12.33 ± 0.03	10.90 ± 0.02	10.00 ± 0.02	8.81 ± 0.01	8.43 ± 0.01	8.09 ± 0.01	7.77 ± 0.03	... ± ...	0.49	-1.65	D

Table 1—Continued

Index	R.A. ^a	Decl. ^a	J	H	K_S	[3.6]	[4.5]	[5.8]	[8.0]	[24]	A_K ^b	α_{IRAC} ^c	Class
3081	05:41:59.72	-01:47:36.4	13.55 ± 0.03	12.23 ± 0.02	11.54 ± 0.03	10.66 ± 0.01	10.23 ± 0.01	9.99 ± 0.04	... ± ± ...	0.53	...	D
3082	05:40:56.06	-01:47:26.2	12.34 ± 0.03	11.02 ± 0.02	10.25 ± 0.02	9.39 ± 0.01	8.92 ± 0.01	8.44 ± 0.01	7.52 ± 0.02	4.31 ± 0.01	0.45	-0.70	D
3083	05:41:30.67	-01:47:22.7	16.26 ± 0.09	14.20 ± 0.04	13.09 ± 0.03	11.86 ± 0.01	11.18 ± 0.01	10.86 ± 0.05	... ± ± ...	1.14	...	D
3084	05:40:42.80	-01:47:16.5	10.78 ± 0.02	10.15 ± 0.03	9.93 ± 0.02	9.45 ± 0.01	9.03 ± 0.01	8.83 ± 0.01	7.44 ± 0.01	5.03 ± 0.02	0.00	-0.62	D
3085	05:41:13.85	-01:47:03.9	... ± ...	16.09 ± 0.16	14.72 ± 0.10	13.24 ± 0.04	12.03 ± 0.02	... ± ± ...	3.98 ± 0.01	0.00	...	P
3086	05:41:39.54	-01:47:02.1	12.09 ± 0.03	11.49 ± 0.03	11.25 ± 0.03	11.04 ± 0.01	10.75 ± 0.01	10.37 ± 0.03	... ± ± ...	0.00	...	D
3087	05:41:39.42	-01:47:00.2	... ± ± ± ...	10.87 ± 0.01	10.47 ± 0.01	10.15 ± 0.02	9.40 ± 0.09	5.90 ± 0.05	...	-1.16	D
3088	05:41:37.11	-01:46:59.6	12.40 ± 0.03	10.89 ± 0.02	10.00 ± 0.02	8.88 ± 0.01	8.39 ± 0.01	8.20 ± 0.01	7.39 ± 0.02	5.18 ± 0.03	0.60	-1.20	D
3089	05:41:57.34	-01:46:51.1	14.69 ± 0.04	12.38 ± 0.03	11.21 ± 0.02	10.44 ± 0.01	10.21 ± 0.01	9.77 ± 0.02	8.72 ± 0.07	... ± ...	1.42	-0.85	D
3090	05:41:13.78	-01:46:22.5	... ± ...	16.36 ± 0.18	13.70 ± 0.03	11.86 ± 0.01	11.27 ± 0.01	10.93 ± 0.06	... ± ± ...	4.22	...	D
3091	05:41:41.83	-01:46:20.3	14.42 ± 0.03	13.41 ± 0.04	12.79 ± 0.02	12.11 ± 0.01	11.81 ± 0.01	... ± ± ± ...	0.17	...	D
3092	05:41:20.74	-01:46:06.5	... ± ...	15.26 ± 0.08	13.65 ± 0.05	11.83 ± 0.01	11.28 ± 0.01	10.26 ± 0.05	... ± ± ...	1.78	...	D
3093	05:41:26.35	-01:45:37.8	16.01 ± 0.06	13.75 ± 0.02	12.75 ± 0.02	11.81 ± 0.01	11.30 ± 0.01	... ± ± ± ...	1.48	...	D
3094	05:41:45.92	-01:45:37.5	15.60 ± 0.06	14.17 ± 0.03	13.22 ± 0.03	12.23 ± 0.01	11.77 ± 0.01	11.46 ± 0.03	... ± ± ...	0.46	...	D
3095	05:41:37.21	-01:45:29.2	14.18 ± 0.03	12.92 ± 0.03	12.18 ± 0.02	11.54 ± 0.01	11.28 ± 0.01	11.22 ± 0.05	... ± ± ...	0.38	...	D
3096	05:41:24.31	-01:45:28.6	15.51 ± 0.05	13.80 ± 0.04	12.77 ± 0.03	11.68 ± 0.04	10.93 ± 0.01	... ± ± ± ...	0.76	...	D
3097	05:41:44.86	-01:45:28.2	11.91 ± 0.03	10.67 ± 0.02	10.24 ± 0.02	9.84 ± 0.01	9.73 ± 0.01	9.52 ± 0.01	9.00 ± 0.04	5.82 ± 0.03	0.59	-1.86	D
3098	05:41:41.98	-01:44:25.5	15.48 ± 0.05	14.10 ± 0.05	13.52 ± 0.05	12.66 ± 0.03	12.18 ± 0.02	... ± ± ± ...	0.67	...	D
3099	05:41:41.03	-01:44:00.8	14.45 ± 0.05	13.18 ± 0.05	12.60 ± 0.04	12.09 ± 0.03	11.44 ± 0.03	... ± ± ± ...	0.53	...	D
3100	05:41:41.40	-01:43:53.5	10.40 ± 0.02	9.13 ± 0.02	8.22 ± 0.02	7.09 ± 0.01	6.57 ± 0.01	6.10 ± 0.01	5.40 ± 0.01	2.77 ± 0.02	0.30	-0.91	D
3101	05:41:17.17	-01:43:51.6	14.11 ± 0.03	12.54 ± 0.03	11.63 ± 0.02	10.82 ± 0.01	10.38 ± 0.01	9.87 ± 0.01	9.09 ± 0.02	5.60 ± 0.01	0.67	-0.83	D
3102	05:41:02.52	-01:43:37.8	15.36 ± 0.03	14.25 ± 0.04	13.31 ± 0.04	12.12 ± 0.01	11.87 ± 0.01	10.99 ± 0.01	10.42 ± 0.02	7.44 ± 0.04	0.07	-0.75	D
3103	05:41:54.80	-01:43:12.8	... ± ...	13.06 ± 0.06	12.33 ± 0.04	11.50 ± 0.01	11.13 ± 0.01	10.70 ± 0.04	... ± ± ...	0.27	...	D
3104	05:43:13.97	-01:43:10.2	... ± ± ± ...	14.19 ± 0.01	13.40 ± 0.02	12.38 ± 0.03	10.55 ± 0.02	6.64 ± 0.03	...	1.36	P
3105	05:41:23.60	-01:43:00.5	16.59 ± 0.12	14.66 ± 0.03	13.38 ± 0.04	12.36 ± 0.01	11.88 ± 0.01	11.37 ± 0.02	10.69 ± 0.04	... ± ...	0.86	-0.92	D
3106	05:41:17.98	-01:42:57.5	... ± ...	16.36 ± 0.20	15.08 ± 0.14	12.73 ± 0.01	12.12 ± 0.01	11.50 ± 0.02	10.82 ± 0.03	6.84 ± 0.03	0.84	-0.64	D
3107	05:41:34.76	-01:42:49.8	13.12 ± 0.03	11.84 ± 0.02	11.20 ± 0.02	10.48 ± 0.01	10.21 ± 0.01	9.89 ± 0.03	9.36 ± 0.08	6.75 ± 0.05	0.49	-1.54	D
3108	05:41:50.43	-01:42:48.6	13.89 ± 0.02	12.71 ± 0.02	12.18 ± 0.02	11.51 ± 0.01	11.01 ± 0.01	10.61 ± 0.04	... ± ...	6.30 ± 0.04	0.45	...	D
3109	05:41:26.85	-01:42:46.0	10.61 ± 0.03	9.10 ± 0.07	7.87 ± 0.03	6.89 ± 0.01	6.05 ± 0.01	5.99 ± 0.01	5.12 ± 0.01	2.92 ± 0.01	0.36	-0.97	D
3110	05:41:45.57	-01:42:33.7	16.08 ± 0.07	15.26 ± 0.06	14.58 ± 0.08	13.96 ± 0.03	13.65 ± 0.03	... ± ± ± ...	0.00	...	D
3111	05:41:29.83	-01:41:37.8	11.51 ± 0.03	10.36 ± 0.03	9.70 ± 0.02	8.82 ± 0.01	8.46 ± 0.01	8.15 ± 0.01	7.76 ± 0.01	5.37 ± 0.01	0.31	-1.63	D
3112	05:41:54.89	-01:41:37.8	12.24 ± 0.02	11.36 ± 0.02	10.83 ± 0.02	10.28 ± 0.01	9.86 ± 0.01	9.49 ± 0.02	8.40 ± 0.03	5.05 ± 0.02	0.06	-0.70	D
3113	05:41:42.98	-01:41:05.0	15.97 ± 0.07	15.02 ± 0.06	14.47 ± 0.08	13.30 ± 0.06	13.03 ± 0.04	... ± ± ± ...	0.16	...	D
3114	05:41:33.98	-01:40:38.0	... ± ± ± ...	13.93 ± 0.02	13.39 ± 0.02	12.88 ± 0.15	... ± ±	D
3115	05:41:35.02	-01:38:54.7	12.35 ± 0.02	11.37 ± 0.02	10.85 ± 0.02	10.17 ± 0.01	9.65 ± 0.01	9.26 ± 0.01	8.36 ± 0.01	5.55 ± 0.02	0.21	-0.79	D

Table 1—Continued

Index	R.A. ^a	Decl. ^a	J	H	K_S	[3.6]	[4.5]	[5.8]	[8.0]	[24]	A_K^b	α_{IRAC}^c	Class
3116	05:41:29.34	-01:38:22.0	10.67 ± 0.03	9.82 ± 0.03	9.40 ± 0.03	8.70 ± 0.01	8.28 ± 0.01	7.85 ± 0.01	7.12 ± 0.01	4.04 ± 0.01	0.10	-1.03	D
3117	05:40:33.15	-01:38:19.0	14.73 ± 0.04	13.61 ± 0.03	13.11 ± 0.03	12.29 ± 0.01	11.91 ± 0.01	11.69 ± 0.03	11.18 ± 0.03	8.61 ± 0.12	0.38	-1.60	D
3118	05:43:28.79	-01:38:16.6	15.52 ± 0.09	14.33 ± 0.08	13.62 ± 0.07	12.79 ± 0.01	... ± ...	10.84 ± 0.01	... ± ...	4.68 ± 0.01	0.33	...	D
3119	05:42:32.56	-01:38:12.3	12.14 ± 0.03	11.23 ± 0.03	10.72 ± 0.02	10.08 ± 0.01	9.75 ± 0.01	9.17 ± 0.01	8.49 ± 0.01	5.70 ± 0.02	0.11	-0.96	D
3120	05:41:30.40	-01:38:02.2	11.37 ± 0.03	10.36 ± 0.02	9.53 ± 0.02	8.48 ± 0.01	7.96 ± 0.01	7.68 ± 0.01	6.86 ± 0.01	3.93 ± 0.01	0.00	-1.03	D
3121	05:42:14.23	-01:36:42.1	14.45 ± 0.03	13.91 ± 0.04	13.44 ± 0.04	12.90 ± 0.01	12.58 ± 0.01	12.30 ± 0.02	11.65 ± 0.02	8.12 ± 0.08	0.00	-1.42	D
3122	05:41:51.84	-01:36:30.3	12.97 ± 0.02	12.16 ± 0.02	11.76 ± 0.02	11.40 ± 0.01	10.92 ± 0.01	10.54 ± 0.01	9.79 ± 0.01	7.56 ± 0.05	0.08	-1.01	D
3123	05:41:23.99	-01:33:35.9	... ± ...	16.01 ± 0.14	14.82 ± 0.11	12.52 ± 0.01	11.96 ± 0.01	11.49 ± 0.01	10.84 ± 0.02	8.55 ± 0.13	0.76	-0.93	D
3124	05:41:21.64	-01:31:09.4	15.42 ± 0.05	14.36 ± 0.05	13.69 ± 0.05	13.20 ± 0.01	12.92 ± 0.01	12.65 ± 0.04	12.22 ± 0.08	9.00 ± 0.18	0.19	-1.71	D
3125	05:41:53.37	-01:29:34.2	... ± ± ± ...	14.36 ± 0.01	13.63 ± 0.01	12.81 ± 0.03	11.47 ± 0.03	7.71 ± 0.05	...	0.49	FP
3126	05:42:08.18	-01:26:37.6	... ± ± ± ± ± ± ± ...	6.86 ± 0.04	RP
3127	05:41:21.34	-01:24:08.3	14.20 ± 0.03	13.46 ± 0.02	13.14 ± 0.04	12.59 ± 0.01	12.24 ± 0.01	11.82 ± 0.02	10.99 ± 0.02	8.07 ± 0.06	0.04	-1.00	D
3128	05:41:30.36	-01:22:30.7	15.16 ± 0.04	14.59 ± 0.04	14.39 ± 0.07	13.75 ± 0.01	13.51 ± 0.01	13.27 ± 0.05	12.74 ± 0.05	... ± ...	0.00	-1.68	D
3129	05:42:41.76	-01:21:37.6	16.10 ± 0.09	13.36 ± 0.03	11.80 ± 0.02	10.36 ± 0.01	9.83 ± 0.01	9.54 ± 0.01	8.98 ± 0.01	5.81 ± 0.02	1.69	-1.30	D
3130	05:42:01.41	-01:21:09.1	13.73 ± 0.03	12.71 ± 0.02	12.25 ± 0.02	11.72 ± 0.01	11.42 ± 0.01	11.02 ± 0.01	10.16 ± 0.01	7.63 ± 0.05	0.30	-1.04	D
3131	05:40:45.79	-01:20:27.8	14.14 ± 0.03	13.50 ± 0.03	13.10 ± 0.03	12.29 ± 0.01	11.90 ± 0.01	11.48 ± 0.01	10.82 ± 0.02	8.49 ± 0.11	0.00	-1.15	D
3132	05:40:48.40	-01:20:02.6	14.71 ± 0.05	14.19 ± 0.05	13.68 ± 0.06	13.11 ± 0.01	12.76 ± 0.01	12.42 ± 0.02	11.71 ± 0.03	8.77 ± 0.08	0.00	-1.24	D
3133	05:42:27.68	-01:20:01.0	... ± ± ± ...	13.30 ± 0.01	11.16 ± 0.01	10.42 ± 0.01	9.48 ± 0.01	1.97 ± 0.01	...	1.32	P
3134	05:40:48.88	-01:20:00.1	11.80 ± 0.03	11.04 ± 0.03	10.84 ± 0.02	10.45 ± 0.01	10.27 ± 0.01	10.04 ± 0.01	9.43 ± 0.01	7.01 ± 0.02	0.15	-1.66	D
3135	05:40:37.12	-01:17:55.1	13.92 ± 0.03	13.32 ± 0.03	12.97 ± 0.02	12.57 ± 0.01	12.36 ± 0.01	12.12 ± 0.02	11.43 ± 0.02	8.41 ± 0.09	0.00	-1.54	D
3136	05:41:14.96	-01:17:26.0	14.26 ± 0.03	13.40 ± 0.03	12.76 ± 0.03	12.10 ± 0.01	11.50 ± 0.01	11.21 ± 0.01	10.62 ± 0.01	8.27 ± 0.08	0.00	-1.21	D
3137	05:40:58.24	-01:17:04.7	12.55 ± 0.02	11.61 ± 0.02	11.04 ± 0.02	9.90 ± 0.01	9.32 ± 0.01	8.80 ± 0.01	7.78 ± 0.01	4.86 ± 0.01	0.11	-0.42	D
3138	05:43:03.04	-01:16:28.9	14.47 ± 0.03	11.88 ± 0.03	10.30 ± 0.02	8.49 ± 0.01	7.68 ± 0.01	6.89 ± 0.01	6.10 ± 0.01	2.00 ± 0.01	1.48	-0.08	P
3139	05:42:40.13	-01:16:05.5	... ± ...	14.86 ± 0.06	13.65 ± 0.05	12.89 ± 0.01	12.70 ± 0.01	12.50 ± 0.02	12.23 ± 0.04	7.59 ± 0.04	1.84	-2.07	D
3140	05:43:05.71	-01:15:54.3	... ± ± ± ...	14.70 ± 0.01	12.86 ± 0.01	11.89 ± 0.01	10.95 ± 0.01	5.93 ± 0.02	...	1.33	P
3141	05:41:58.45	-01:15:48.5	12.07 ± 0.02	11.14 ± 0.02	10.63 ± 0.02	9.69 ± 0.01	9.06 ± 0.01	8.77 ± 0.01	7.60 ± 0.01	5.23 ± 0.02	0.15	-0.52	D
3142	05:43:04.96	-01:15:46.0	... ± ± ± ...	13.70 ± 0.01	12.94 ± 0.01	12.32 ± 0.02	11.63 ± 0.02	... ±	-0.48	D
3143	05:43:24.78	-01:15:45.6	14.86 ± 0.03	13.19 ± 0.03	12.23 ± 0.03	11.25 ± 0.01	10.76 ± 0.01	10.43 ± 0.01	9.77 ± 0.01	7.57 ± 0.05	0.76	-1.17	D
3144	05:41:28.62	-01:13:51.5	13.07 ± 0.03	12.17 ± 0.02	11.57 ± 0.03	10.38 ± 0.01	9.67 ± 0.01	9.00 ± 0.01	8.03 ± 0.01	4.68 ± 0.01	0.04	-0.14	D
3145	05:41:40.54	-01:13:48.1	12.41 ± 0.02	11.38 ± 0.02	10.80 ± 0.02	9.79 ± 0.01	9.35 ± 0.01	8.95 ± 0.01	8.28 ± 0.01	5.72 ± 0.02	0.21	-1.12	D
3146	05:43:32.22	-01:12:55.6	14.41 ± 0.03	13.07 ± 0.03	12.57 ± 0.03	12.20 ± 0.01	12.09 ± 0.01	12.01 ± 0.01	11.98 ± 0.03	8.78 ± 0.10	0.67	-2.58	D
3147	05:42:41.11	-01:11:37.0	16.55 ± 0.13	15.55 ± 0.14	14.74 ± 0.12	14.18 ± 0.02	14.06 ± 0.03	14.25 ± 0.14	13.33 ± 0.14	9.13 ± 0.16	0.01	-1.97	D
3148	05:43:16.17	-01:11:00.4	15.97 ± 0.08	15.02 ± 0.09	14.31 ± 0.09	14.10 ± 0.01	13.80 ± 0.02	14.09 ± 0.14	... ± ± ...	0.03	...	D
3149	05:41:00.76	-01:09:10.6	... ± ± ± ...	15.25 ± 0.03	14.16 ± 0.02	12.39 ± 0.03	10.64 ± 0.01	6.96 ± 0.03	...	2.59	P
3150	05:42:52.24	-01:05:14.6	12.87 ± 0.03	11.83 ± 0.02	11.26 ± 0.02	10.71 ± 0.01	... ± ...	10.00 ± 0.01	... ± ...	6.84 ± 0.03	0.24	...	D

Table 1—Continued

Index	R.A. ^a	Decl. ^a	J	H	K_S	[3.6]	[4.5]	[5.8]	[8.0]	[24]	A_K^b	α_{IRAC}^c	Class
3151	05:43:46.31	-01:04:44.2	... ± ...	14.91 ± 0.08	13.23 ± 0.05	12.16 ± 0.01	11.34 ± 0.01	10.53 ± 0.01	9.03 ± 0.01	2.87 ± 0.01	1.10	0.74	P
3152	05:48:16.98	-00:56:31.5	... ± ± ± ...	14.67 ± 0.01	13.63 ± 0.01	12.68 ± 0.03	11.67 ± 0.02	7.92 ± 0.07	...	0.60	FP
3153	05:47:09.58	-00:28:37.2	15.68 ± 0.06	15.13 ± 0.08	14.82 ± 0.12	14.28 ± 0.02	13.85 ± 0.02	13.46 ± 0.09	... ± ± ...	0.00	...	D
3154	05:46:40.39	-00:25:44.2	14.33 ± 0.03	13.30 ± 0.03	12.78 ± 0.02	12.05 ± 0.01	11.48 ± 0.01	11.22 ± 0.01	10.27 ± 0.01	7.61 ± 0.06	0.25	-0.88	D
3155	05:47:09.58	-00:22:31.9	... ± ± ± ...	16.10 ± 0.04	14.88 ± 0.03	13.61 ± 0.07	11.96 ± 0.04	8.32 ± 0.11	...	1.93	FP
3156	05:46:36.12	-00:20:29.2	... ± ± ± ...	14.86 ± 0.02	13.97 ± 0.01	12.49 ± 0.03	11.06 ± 0.01	6.63 ± 0.03	...	1.64	P
3157	05:46:37.87	-00:18:58.2	... ± ± ± ...	14.70 ± 0.01	13.61 ± 0.01	12.39 ± 0.02	11.19 ± 0.02	8.09 ± 0.08	...	1.22	FP
3158	05:47:27.72	-00:15:31.6	... ± ± ± ...	16.83 ± 0.06	16.85 ± 0.15	... ± ± ±	D
3159	05:46:03.63	-00:14:49.2	16.77 ± 0.16	14.07 ± 0.05	11.88 ± 0.02	9.32 ± 0.01	7.62 ± 0.01	6.45 ± 0.01	5.15 ± 0.01	1.54 ± 0.01	1.16	1.87	P
3160	05:46:04.77	-00:14:16.3	13.65 ± 0.05	10.91 ± 0.04	8.94 ± 0.02	7.22 ± 0.01	6.28 ± 0.01	5.40 ± 0.01	4.42 ± 0.01	0.64 ± 0.01	1.39	0.37	P
3161	05:46:07.23	-00:13:29.9	... ± ± ± ± ± ± ± ...	3.08 ± 0.01	RP
3162	05:45:53.11	-00:13:24.8	12.78 ± 0.03	11.96 ± 0.02	11.69 ± 0.02	11.36 ± 0.01	11.28 ± 0.01	11.21 ± 0.01	10.94 ± 0.01	6.46 ± 0.02	0.19	-2.36	D
3163	05:46:07.29	-00:13:23.0	15.46 ± 0.10	14.08 ± 0.08	12.96 ± 0.07	11.65 ± 0.01	10.48 ± 0.01	10.01 ± 0.02	9.50 ± 0.02	4.44 ± 0.02	0.26	-0.47	P
3164	05:46:21.07	-00:12:09.2	15.43 ± 0.04	13.91 ± 0.03	13.05 ± 0.03	11.90 ± 0.01	11.35 ± 0.01	10.86 ± 0.01	9.95 ± 0.01	7.11 ± 0.03	0.63	-0.61	D
3165	05:45:41.94	-00:12:05.0	11.93 ± 0.02	11.18 ± 0.02	10.99 ± 0.02	10.86 ± 0.01	10.95 ± 0.01	10.74 ± 0.01	10.67 ± 0.01	6.50 ± 0.04	0.13	+2.55	D
3166	05:46:08.59	-00:10:38.5	... ± ± ...	15.13 ± 0.13	12.31 ± 0.01	10.65 ± 0.01	9.39 ± 0.01	8.31 ± 0.01	3.59 ± 0.01	...	1.71	P
3167	05:46:08.50	-00:10:02.6	... ± ...	14.16 ± 0.12	11.16 ± 0.05	8.10 ± 0.01	6.69 ± 0.01	5.57 ± 0.01	4.39 ± 0.01	-0.0 ± 0.01	2.36	-1.37	P
3168	05:46:07.84	-00:10:00.9	15.20 ± 0.12	13.46 ± 0.13	11.94 ± 0.08	9.93 ± 0.01	8.60 ± 0.01	7.63 ± 0.01	6.62 ± 0.01	2.12 ± 0.03	0.43	0.90	P
3169	05:46:08.92	-00:09:56.0	... ± ± ± ...	11.63 ± 0.04	9.33 ± 0.01	7.87 ± 0.01	6.97 ± 0.01	3.40 ± 0.07	...	2.41	P
3170	05:46:07.75	-00:09:37.7	... ± ± ± ...	12.60 ± 0.01	11.59 ± 0.01	10.76 ± 0.01	9.81 ± 0.01	... ±	0.34	D
3171	05:46:13.50	-00:08:55.3	... ± ...	15.95 ± 0.15	13.54 ± 0.04	11.71 ± 0.01	11.04 ± 0.01	10.55 ± 0.01	9.53 ± 0.01	5.72 ± 0.02	3.33	-0.38	P
3172	05:46:22.42	-00:08:52.5	11.51 ± 0.02	10.65 ± 0.02	10.21 ± 0.02	9.54 ± 0.01	9.36 ± 0.01	9.18 ± 0.01	8.49 ± 0.01	4.80 ± 0.01	0.10	-1.65	D
3173	05:46:13.55	-00:08:49.0	... ± ± ± ...	14.42 ± 0.01	13.75 ± 0.01	13.24 ± 0.05	... ± ±	D
3174	05:45:49.56	-00:08:38.9	14.76 ± 0.04	13.85 ± 0.03	13.30 ± 0.03	12.75 ± 0.01	12.23 ± 0.01	11.92 ± 0.02	11.23 ± 0.02	8.62 ± 0.08	0.09	-1.14	D
3175	05:46:13.00	-00:08:14.8	16.55 ± 0.11	15.63 ± 0.11	14.98 ± 0.12	14.32 ± 0.01	13.59 ± 0.01	12.73 ± 0.03	10.90 ± 0.02	6.32 ± 0.02	0.02	1.08	P
3176	05:46:12.26	-00:08:07.6	14.63 ± 0.03	13.94 ± 0.03	13.51 ± 0.04	12.72 ± 0.01	12.32 ± 0.01	11.91 ± 0.02	11.10 ± 0.02	8.21 ± 0.07	0.00	-0.98	D
3177	05:46:11.36	-00:07:55.3	... ± ...	15.86 ± 0.14	15.15 ± 0.15	13.85 ± 0.01	13.10 ± 0.01	12.72 ± 0.03	11.83 ± 0.04	8.06 ± 0.06	0.00	-0.59	D
3178	05:46:17.86	-00:07:21.2	... ± ± ± ...	15.46 ± 0.03	14.74 ± 0.02	14.07 ± 0.12	13.81 ± 0.13	... ±	-0.92	D
3179	05:46:11.60	-00:06:27.7	13.94 ± 0.04	12.19 ± 0.03	11.20 ± 0.03	10.15 ± 0.01	9.62 ± 0.01	9.15 ± 0.01	8.28 ± 0.01	4.91 ± 0.01	0.84	-0.70	D
3180	05:46:13.13	-00:06:04.5	14.74 ± 0.03	12.16 ± 0.03	10.27 ± 0.02	6.12 ± 0.01	4.84 ± 0.01	4.37 ± 0.01	2.66 ± 0.01	-0.7 ± 0.01	1.23	0.94	P
3181	05:46:03.26	-00:05:52.9	... ± ± ± ...	14.23 ± 0.01	13.96 ± 0.02	13.77 ± 0.07	12.82 ± 0.07	... ±	-1.26	D
3182	05:46:18.89	-00:05:38.0	11.20 ± 0.02	10.17 ± 0.02	9.72 ± 0.02	8.95 ± 0.01	8.65 ± 0.01	8.18 ± 0.01	7.57 ± 0.01	5.73 ± 0.01	0.33	-1.22	D
3183	05:46:14.20	-00:05:26.9	... ± ± ...	14.89 ± 0.14	13.45 ± 0.02	12.56 ± 0.01	12.24 ± 0.06	11.51 ± 0.04	4.41 ± 0.01	...	-0.71	P
3184	05:46:19.46	-00:05:19.8	10.69 ± 0.03	9.66 ± 0.02	9.00 ± 0.02	7.96 ± 0.01	7.50 ± 0.01	7.15 ± 0.01	6.05 ± 0.01	3.00 ± 0.01	0.17	-0.69	D
3185	05:45:49.58	-00:05:10.9	... ± ± ± ...	14.34 ± 0.02	13.30 ± 0.02	12.46 ± 0.03	11.84 ± 0.03	... ±	0.02	D

Table 1—Continued

Index	R.A. ^a	Decl. ^a	J	H	K_S	[3.6]	[4.5]	[5.8]	[8.0]	[24]	A_K^b	α_{IRAC}^c	Class
3186	05:46:09.60	-00:03:31.3	14.01 ± 0.03	12.45 ± 0.02	11.72 ± 0.02	10.96 ± 0.01	10.60 ± 0.01	10.30 ± 0.01	9.63 ± 0.01	6.24 ± 0.01	0.78	-1.33	D
3187	05:45:54.09	-00:03:16.9	14.83 ± 0.04	13.85 ± 0.04	13.44 ± 0.04	12.87 ± 0.01	12.57 ± 0.01	12.35 ± 0.02	11.86 ± 0.04	8.89 ± 0.10	0.28	-1.69	D
3188	05:46:15.02	-00:02:33.2	16.73 ± 0.13	14.86 ± 0.06	13.83 ± 0.05	12.86 ± 0.01	12.42 ± 0.01	12.01 ± 0.06	... ± ± ...	0.95	...	D
3189	05:46:09.00	-00:02:15.2	11.29 ± 0.03	10.16 ± 0.03	9.50 ± 0.03	9.15 ± 0.01	8.92 ± 0.01	8.51 ± 0.06	... ± ...	3.91 ± 0.03	0.30	...	D
3190	05:45:42.78	-00:01:01.8	13.85 ± 0.02	13.18 ± 0.03	12.75 ± 0.03	12.08 ± 0.01	11.73 ± 0.01	11.39 ± 0.01	10.66 ± 0.01	7.69 ± 0.05	0.00	-1.22	D
3191	05:47:16.61	-00:00:56.0	13.06 ± 0.02	12.32 ± 0.03	11.89 ± 0.02	11.21 ± 0.01	10.84 ± 0.01	10.49 ± 0.01	9.83 ± 0.01	7.55 ± 0.04	0.00	-1.26	D
3192	05:45:56.71	-00:00:25.4	13.99 ± 0.03	12.85 ± 0.03	12.38 ± 0.02	11.88 ± 0.01	11.48 ± 0.01	10.98 ± 0.01	10.11 ± 0.01	6.10 ± 0.01	0.45	-0.79	D
3193	05:46:18.58	-00:00:19.2	12.49 ± 0.02	10.71 ± 0.02	9.62 ± 0.02	8.84 ± 0.01	8.53 ± 0.01	8.07 ± 0.07	... ± ...	-0.9 ± 0.03	0.80	...	D
3194	05:46:10.30	-00:00:06.3	14.23 ± 0.03	12.91 ± 0.03	12.02 ± 0.03	10.61 ± 0.01	10.08 ± 0.01	9.64 ± 0.01	8.79 ± 0.01	5.77 ± 0.01	0.36	-0.77	D
3195	05:46:33.17	+00:00:02.2	... ± ± ...	13.38 ± 0.09	10.94 ± 0.01	9.90 ± 0.01	9.40 ± 0.01	8.72 ± 0.03	2.43 ± 0.01	...	-0.38	P
3196	05:46:53.58	+00:00:06.1	12.89 ± 0.03	11.41 ± 0.02	10.50 ± 0.02	8.79 ± 0.01	8.18 ± 0.01	7.63 ± 0.01	6.63 ± 0.01	3.32 ± 0.01	0.55	-0.37	D
3197	05:47:45.33	+00:00:10.0	16.87 ± 0.15	15.74 ± 0.13	14.86 ± 0.13	13.99 ± 0.01	13.29 ± 0.01	12.58 ± 0.02	11.60 ± 0.02	8.89 ± 0.11	0.13	-0.09	D
3198	05:47:14.08	+00:00:15.9	11.32 ± 0.03	10.52 ± 0.04	10.12 ± 0.04	9.15 ± 0.01	8.74 ± 0.01	8.29 ± 0.01	7.55 ± 0.01	... ± ...	0.06	-0.99	D
3199	05:46:46.49	+00:00:16.1	... ± ± ± ...	13.18 ± 0.01	12.33 ± 0.01	11.92 ± 0.04	11.54 ± 0.08	4.57 ± 0.01	...	-1.02	P
3200	05:47:13.86	+00:00:17.2	10.75 ± 0.06	9.80 ± 0.06	9.23 ± 0.05	8.23 ± 0.01	7.82 ± 0.01	7.60 ± 0.01	7.02 ± 0.01	4.53 ± 0.01	0.14	-1.49	D
3201	05:46:47.69	+00:00:25.3	... ± ± ± ...	10.11 ± 0.01	8.44 ± 0.01	7.21 ± 0.01	6.36 ± 0.01	1.39 ± 0.01	...	-1.42	P
3202	05:46:47.02	+00:00:27.0	... ± ± ...	13.28 ± 0.07	12.64 ± 0.04	11.32 ± 0.03	10.73 ± 0.05	10.17 ± 0.05	3.65 ± 0.02	...	-0.11	P
3203	05:46:37.54	+00:00:34.0	... ± ± ...	14.83 ± 0.11	12.58 ± 0.01	10.58 ± 0.01	9.02 ± 0.01	7.64 ± 0.01	2.81 ± 0.01	...	2.79	P
3204	05:46:53.75	+00:00:34.2	13.01 ± 0.03	11.92 ± 0.02	11.37 ± 0.02	10.69 ± 0.01	10.36 ± 0.01	10.00 ± 0.02	9.29 ± 0.04	6.02 ± 0.02	0.31	-1.24	D
3205	05:46:47.11	+00:00:35.3	16.87 ± 0.16	14.61 ± 0.09	13.14 ± 0.06	11.72 ± 0.01	11.06 ± 0.01	10.60 ± 0.02	9.93 ± 0.02	... ± ...	1.14	-0.81	D
3206	05:46:04.56	+00:00:38.1	13.36 ± 0.03	12.28 ± 0.03	11.74 ± 0.03	11.06 ± 0.01	10.75 ± 0.01	10.44 ± 0.01	9.84 ± 0.01	6.66 ± 0.02	0.32	-1.44	D
3207	05:47:06.96	+00:00:47.8	11.35 ± 0.03	10.57 ± 0.02	10.22 ± 0.03	9.82 ± 0.01	9.58 ± 0.01	9.22 ± 0.01	8.17 ± 0.01	4.88 ± 0.01	0.08	-0.95	D
3208	05:46:43.12	+00:00:52.5	12.22 ± 0.05	10.19 ± 0.05	8.51 ± 0.03	6.38 ± 0.01	5.17 ± 0.01	4.17 ± 0.01	3.42 ± 0.01	... ± ...	0.70	0.55	P
3209	05:46:48.69	+00:01:04.3	... ± ± ...	14.82 ± 0.12	13.21 ± 0.01	12.60 ± 0.02	11.93 ± 0.08	... ± ±	D
3210	05:46:18.49	+00:01:10.5	... ± ...	15.45 ± 0.10	14.21 ± 0.07	13.00 ± 0.01	12.70 ± 0.01	12.07 ± 0.09	... ± ± ...	1.68	...	D
3211	05:46:39.25	+00:01:14.9	17.06 ± 0.19	16.14 ± 0.20	14.10 ± 0.07	12.76 ± 0.05	10.60 ± 0.01	10.61 ± 0.11	... ± ...	3.11 ± 0.01	0.00	...	P
3212	05:46:37.06	+00:01:21.8	11.67 ± 0.02	10.42 ± 0.03	9.53 ± 0.03	8.23 ± 0.01	7.79 ± 0.01	7.43 ± 0.01	6.70 ± 0.01	3.13 ± 0.01	0.27	-1.10	D
3213	05:47:19.71	+00:01:21.8	13.76 ± 0.03	13.09 ± 0.03	12.67 ± 0.03	11.74 ± 0.01	11.16 ± 0.01	10.79 ± 0.01	10.17 ± 0.01	7.10 ± 0.03	0.00	-1.07	D
3214	05:46:35.49	+00:01:39.6	13.28 ± 0.03	12.24 ± 0.02	11.61 ± 0.02	10.80 ± 0.01	10.46 ± 0.01	10.30 ± 0.04	... ± ± ...	0.20	...	D
3215	05:46:47.95	+00:01:42.0	... ± ± ± ...	10.42 ± 0.01	9.49 ± 0.01	8.53 ± 0.03	7.55 ± 0.05	... ±	0.46	P
3216	05:46:27.24	+00:01:49.7	... ± ± ...	14.70 ± 0.12	11.74 ± 0.01	10.73 ± 0.01	10.05 ± 0.01	9.46 ± 0.03	6.10 ± 0.02	...	-0.26	D
3217	05:46:17.27	+00:02:36.7	16.22 ± 0.08	14.60 ± 0.05	13.51 ± 0.04	12.83 ± 0.01	12.60 ± 0.01	12.45 ± 0.07	... ± ± ...	0.61	...	D
3218	05:46:27.60	+00:02:42.8	... ± ± ± ...	14.38 ± 0.02	13.79 ± 0.02	13.04 ± 0.09	... ± ±	D
3219	05:45:57.92	+00:02:48.8	13.52 ± 0.03	12.68 ± 0.03	12.15 ± 0.03	11.37 ± 0.01	11.13 ± 0.01	10.89 ± 0.01	10.41 ± 0.01	7.81 ± 0.05	0.02	-1.74	D
3220	05:46:33.27	+00:02:52.2	12.72 ± 0.03	11.17 ± 0.02	10.21 ± 0.02	8.84 ± 0.01	8.37 ± 0.01	7.96 ± 0.01	7.25 ± 0.01	4.78 ± 0.02	0.60	-1.03	D

Table 1—Continued

Index	R.A. ^a	Decl. ^a	J	H	K_S	[3.6]	[4.5]	[5.8]	[8.0]	[24]	A_K ^b	α_{IRAC} ^c	Class
3221	05:46:29.11	+00:02:59.3	14.45 ± 0.04	12.09 ± 0.02	10.88 ± 0.02	9.57 ± 0.01	8.90 ± 0.01	8.20 ± 0.01	7.42 ± 0.01	4.97 ± 0.01	1.45	-0.36	D
3222	05:46:00.17	+00:03:07.4	12.05 ± 0.02	11.22 ± 0.02	10.91 ± 0.02	10.42 ± 0.01	10.11 ± 0.01	9.72 ± 0.01	8.93 ± 0.01	5.65 ± 0.02	0.16	-1.12	D
3223	05:46:43.81	+00:03:21.9	14.73 ± 0.03	13.81 ± 0.03	13.24 ± 0.02	12.39 ± 0.02	12.04 ± 0.02	... ± ± ± ...	0.10	...	D
3224	05:46:19.06	+00:03:29.5	10.63 ± 0.03	9.03 ± 0.03	7.87 ± 0.02	6.54 ± 0.01	6.00 ± 0.01	5.60 ± 0.01	4.94 ± 0.01	2.23 ± 0.01	0.52	-1.02	D
3225	05:46:28.31	+00:03:31.1	... ± ...	15.74 ± 0.13	14.03 ± 0.08	12.11 ± 0.01	11.53 ± 0.01	11.02 ± 0.01	10.44 ± 0.04	7.74 ± 0.05	1.92	-0.92	D
3226	05:46:48.23	+00:03:41.3	15.41 ± 0.05	14.15 ± 0.05	13.49 ± 0.05	12.51 ± 0.03	12.16 ± 0.02	... ± ± ± ...	0.46	...	D
3227	05:46:45.15	+00:03:46.4	13.68 ± 0.02	12.30 ± 0.03	11.53 ± 0.02	10.56 ± 0.01	10.25 ± 0.01	10.07 ± 0.03	9.31 ± 0.09	6.24 ± 0.03	0.53	-1.45	D
3228	05:46:12.17	+00:03:50.0	14.87 ± 0.04	13.54 ± 0.03	12.62 ± 0.03	11.45 ± 0.01	10.98 ± 0.01	10.76 ± 0.01	10.27 ± 0.03	6.94 ± 0.03	0.36	-1.53	D
3229	05:46:51.64	+00:03:52.5	14.29 ± 0.03	12.71 ± 0.03	11.73 ± 0.02	10.49 ± 0.01	10.00 ± 0.01	9.55 ± 0.03	8.86 ± 0.07	... ± ...	0.63	-0.97	D
3230	05:46:48.01	+00:04:01.8	16.58 ± 0.13	14.42 ± 0.04	13.13 ± 0.03	11.55 ± 0.01	11.03 ± 0.01	10.83 ± 0.05	... ± ± ...	1.14	...	D
3231	05:46:47.28	+00:04:07.1	13.03 ± 0.04	11.35 ± 0.03	... ± ...	8.66 ± 0.01	8.18 ± 0.01	7.77 ± 0.01	7.06 ± 0.01	4.18 ± 0.01	...	-1.02	D
3232	05:46:39.58	+00:04:16.6	... ± ± ± ± ...	13.20 ± 0.04	... ± ± ...	5.13 ± 0.02	P
3233	05:46:34.89	+00:04:20.6	12.71 ± 0.03	11.56 ± 0.03	11.10 ± 0.03	10.75 ± 0.01	10.61 ± 0.01	10.25 ± 0.02	9.88 ± 0.05	6.90 ± 0.04	0.45	-1.80	D
3234	05:46:22.99	+00:04:26.6	13.06 ± 0.03	11.97 ± 0.03	11.43 ± 0.02	10.79 ± 0.01	10.40 ± 0.01	9.94 ± 0.01	9.18 ± 0.02	6.34 ± 0.02	0.32	-0.99	D
3235	05:46:50.19	+00:04:39.9	11.74 ± 0.03	10.72 ± 0.02	10.14 ± 0.02	9.44 ± 0.01	8.81 ± 0.01	8.40 ± 0.01	7.42 ± 0.02	3.76 ± 0.02	0.21	+0.58	D
3236	05:46:46.07	+00:04:49.5	14.62 ± 0.04	13.75 ± 0.02	13.24 ± 0.03	12.38 ± 0.01	12.07 ± 0.01	11.28 ± 0.04	10.11 ± 0.06	... ± ...	0.07	-0.15	D
3237	05:46:44.03	+00:04:54.5	14.35 ± 0.02	13.33 ± 0.02	12.87 ± 0.03	12.11 ± 0.01	11.68 ± 0.01	11.38 ± 0.04	10.94 ± 0.12	... ± ...	0.29	-1.52	D
3238	05:46:47.70	+00:04:56.7	13.57 ± 0.02	12.40 ± 0.02	11.76 ± 0.03	10.70 ± 0.01	10.32 ± 0.01	9.71 ± 0.01	8.71 ± 0.03	... ± ...	0.35	-0.52	D
3239	05:46:04.63	+00:04:58.2	11.34 ± 0.04	10.13 ± 0.03	9.46 ± 0.02	8.30 ± 0.01	7.89 ± 0.01	7.47 ± 0.01	6.69 ± 0.01	3.80 ± 0.01	0.39	-1.00	D
3240	05:46:31.54	+00:05:06.7	... ± ...	14.67 ± 0.07	13.17 ± 0.03	11.75 ± 0.01	11.13 ± 0.01	10.63 ± 0.02	9.96 ± 0.06	7.62 ± 0.05	1.32	-0.80	D
3241	05:47:00.84	+00:05:12.4	16.19 ± 0.09	14.48 ± 0.04	13.44 ± 0.04	12.20 ± 0.01	11.65 ± 0.01	11.15 ± 0.03	10.46 ± 0.08	7.01 ± 0.04	0.75	-0.85	D
3242	05:47:27.35	+00:05:15.2	13.49 ± 0.03	12.17 ± 0.02	11.35 ± 0.02	10.11 ± 0.01	9.47 ± 0.01	9.00 ± 0.01	8.36 ± 0.01	5.65 ± 0.01	0.41	-0.86	D
3243	05:46:47.46	+00:05:24.9	13.09 ± 0.03	12.01 ± 0.02	11.53 ± 0.03	10.90 ± 0.01	10.49 ± 0.01	9.93 ± 0.04	9.00 ± 0.07	... ± ...	0.36	-0.64	D
3244	05:46:42.66	+00:05:28.7	14.45 ± 0.04	13.32 ± 0.03	12.59 ± 0.03	11.96 ± 0.01	11.68 ± 0.01	11.47 ± 0.09	... ± ± ...	0.23	...	D
3245	05:46:45.02	+00:05:34.0	11.89 ± 0.04	10.67 ± 0.03	10.04 ± 0.02	9.43 ± 0.01	8.97 ± 0.01	8.53 ± 0.01	7.71 ± 0.02	4.37 ± 0.03	0.44	-0.87	D
3246	05:46:58.13	+00:05:38.3	11.23 ± 0.02	10.13 ± 0.02	9.69 ± 0.02	9.39 ± 0.01	9.20 ± 0.01	8.94 ± 0.01	8.46 ± 0.02	5.07 ± 0.01	0.42	-1.76	D
3247	05:46:25.08	+00:05:41.5	13.60 ± 0.03	11.74 ± 0.03	10.75 ± 0.02	9.90 ± 0.01	9.47 ± 0.01	9.00 ± 0.01	8.38 ± 0.02	5.31 ± 0.01	0.97	-1.08	D
3248	05:46:38.34	+00:05:49.0	13.37 ± 0.04	11.96 ± 0.04	11.08 ± 0.03	9.89 ± 0.01	9.28 ± 0.01	8.86 ± 0.01	7.94 ± 0.02	4.70 ± 0.02	0.49	-0.64	D
3249	05:46:52.25	+00:06:00.3	15.41 ± 0.05	13.75 ± 0.04	12.87 ± 0.03	12.14 ± 0.03	11.72 ± 0.02	... ± ± ± ...	0.81	...	D
3250	05:47:02.98	+00:06:02.5	14.54 ± 0.04	13.20 ± 0.03	12.49 ± 0.03	11.78 ± 0.01	11.42 ± 0.01	11.13 ± 0.02	10.69 ± 0.05	8.17 ± 0.08	0.52	-1.60	D
3251	05:46:31.08	+00:06:06.0	... ± ...	15.73 ± 0.13	14.27 ± 0.07	12.77 ± 0.01	12.27 ± 0.01	11.84 ± 0.05	11.01 ± 0.11	7.08 ± 0.03	1.57	-0.83	D
3252	05:46:52.69	+00:06:08.5	14.34 ± 0.03	12.78 ± 0.03	12.05 ± 0.03	10.99 ± 0.02	10.57 ± 0.01	9.66 ± 0.08	8.16 ± 0.15	4.19 ± 0.03	0.79	0.48	D
3253	05:46:50.35	+00:06:19.1	16.52 ± 0.12	14.79 ± 0.06	13.90 ± 0.06	13.03 ± 0.03	12.57 ± 0.03	... ± ± ± ...	0.89	...	D
3254	05:46:36.09	+00:06:27.0	13.19 ± 0.02	10.97 ± 0.03	9.67 ± 0.02	8.41 ± 0.01	7.93 ± 0.01	7.46 ± 0.01	6.20 ± 0.01	2.43 ± 0.01	1.21	-0.33	D
3255	05:45:26.14	+00:06:37.9	12.37 ± 0.02	11.61 ± 0.02	11.21 ± 0.02	10.62 ± 0.01	10.32 ± 0.01	9.93 ± 0.01	9.25 ± 0.01	... ± ...	0.02	-1.25	D

Table 1—Continued

Index	R.A. ^a	Decl. ^a	J	H	K_S	[3.6]	[4.5]	[5.8]	[8.0]	[24]	A_K^b	α_{IRAC}^c	Class
3256	05:46:31.54	+00:06:40.4	13.42 ± 0.02	11.83 ± 0.02	10.90 ± 0.02	10.26 ± 0.01	9.90 ± 0.01	9.52 ± 0.01	8.85 ± 0.02	6.44 ± 0.03	0.69	-1.22	D
3257	05:46:37.04	+00:06:42.1	16.32 ± 0.10	14.44 ± 0.05	13.47 ± 0.04	12.29 ± 0.01	11.84 ± 0.01	11.18 ± 0.04	10.05 ± 0.06	... ± ...	1.03	-0.24	D
3258	05:46:34.54	+00:06:43.7	11.96 ± 0.03	10.57 ± 0.03	9.73 ± 0.03	8.74 ± 0.01	8.27 ± 0.01	7.90 ± 0.01	7.23 ± 0.01	4.99 ± 0.01	0.50	-1.13	D
3259	05:46:39.88	+00:06:45.2	13.84 ± 0.03	12.07 ± 0.02	11.12 ± 0.02	9.60 ± 0.01	9.07 ± 0.01	8.75 ± 0.01	8.27 ± 0.04	5.06 ± 0.02	0.90	-1.34	D
3260	05:47:12.75	+00:06:51.5	14.45 ± 0.02	13.60 ± 0.03	13.19 ± 0.04	12.70 ± 0.01	12.37 ± 0.01	12.28 ± 0.03	11.28 ± 0.04	8.36 ± 0.07	0.12	-1.29	D
3261	05:46:37.53	+00:06:54.7	14.22 ± 0.03	12.71 ± 0.03	11.93 ± 0.02	10.98 ± 0.01	10.58 ± 0.01	10.30 ± 0.02	9.64 ± 0.04	5.89 ± 0.02	0.69	-1.33	D
3262	05:46:18.28	+00:06:58.2	12.21 ± 0.02	11.07 ± 0.02	10.47 ± 0.02	9.53 ± 0.01	9.08 ± 0.01	8.60 ± 0.01	7.69 ± 0.01	4.92 ± 0.02	0.35	-0.72	D
3263	05:46:18.58	+00:07:08.0	13.99 ± 0.03	12.51 ± 0.03	11.78 ± 0.02	10.31 ± 0.01	9.80 ± 0.01	9.15 ± 0.01	8.47 ± 0.01	5.45 ± 0.01	0.69	-0.69	D
3264	05:45:56.30	+00:07:08.5	12.13 ± 0.02	11.33 ± 0.02	11.03 ± 0.02	10.17 ± 0.01	9.92 ± 0.01	9.64 ± 0.01	9.24 ± 0.01	5.40 ± 0.01	0.14	-1.77	D
3265	05:46:37.74	+00:07:09.2	16.85 ± 0.17	14.58 ± 0.05	13.28 ± 0.03	12.35 ± 0.01	12.03 ± 0.01	... ± ± ± ...	1.29	...	D
3266	05:46:25.93	+00:07:09.2	14.60 ± 0.03	12.98 ± 0.03	12.13 ± 0.02	11.05 ± 0.01	10.47 ± 0.01	10.02 ± 0.01	9.35 ± 0.03	6.47 ± 0.02	0.77	-0.91	D
3267	05:46:46.95	+00:07:09.4	13.81 ± 0.02	12.00 ± 0.03	10.98 ± 0.02	9.56 ± 0.01	8.92 ± 0.01	8.35 ± 0.01	7.55 ± 0.03	4.72 ± 0.02	0.88	-0.54	D
3268	05:58:24.73	+00:07:10.8	... ± ± ± ...	13.90 ± 0.01	12.93 ± 0.01	12.06 ± 0.02	11.17 ± 0.02	... ±	0.29	P
3269	05:46:16.73	+00:07:13.7	12.88 ± 0.02	11.62 ± 0.02	11.05 ± 0.02	10.54 ± 0.01	10.29 ± 0.01	10.02 ± 0.01	9.60 ± 0.02	6.91 ± 0.04	0.52	-1.75	D
3270	05:45:57.63	+00:07:21.3	14.01 ± 0.03	13.31 ± 0.02	12.99 ± 0.03	12.42 ± 0.01	12.16 ± 0.01	11.84 ± 0.02	10.95 ± 0.02	7.72 ± 0.04	0.00	+1.16	D
3271	05:46:13.53	+00:07:29.1	14.84 ± 0.04	14.07 ± 0.04	13.53 ± 0.05	13.08 ± 0.01	12.93 ± 0.01	12.75 ± 0.05	... ± ± ...	0.00	...	D
3272	05:46:24.90	+00:07:37.4	16.58 ± 0.12	15.41 ± 0.10	14.45 ± 0.08	13.60 ± 0.01	13.20 ± 0.01	12.91 ± 0.06	12.45 ± 0.16	8.68 ± 0.11	0.13	-1.54	D
3273	05:46:37.54	+00:08:00.5	13.36 ± 0.03	11.94 ± 0.03	11.30 ± 0.02	10.54 ± 0.01	10.13 ± 0.01	9.88 ± 0.02	9.32 ± 0.04	6.73 ± 0.03	0.69	-1.47	D
3274	05:46:38.45	+00:08:01.4	14.93 ± 0.04	13.49 ± 0.03	12.77 ± 0.03	12.05 ± 0.01	11.86 ± 0.01	11.62 ± 0.09	... ± ...	6.40 ± 0.03	0.63	...	D
3275	05:46:20.86	+00:08:09.2	12.53 ± 0.03	11.32 ± 0.03	10.69 ± 0.02	9.92 ± 0.01	9.50 ± 0.01	9.02 ± 0.01	8.08 ± 0.01	4.90 ± 0.02	0.41	-0.72	D
3276	05:46:32.70	+00:08:51.7	13.36 ± 0.03	11.77 ± 0.02	10.84 ± 0.02	9.61 ± 0.01	9.05 ± 0.01	8.66 ± 0.01	8.02 ± 0.01	5.76 ± 0.02	0.68	-1.04	D
3277	05:46:27.34	+00:08:51.7	16.75 ± 0.15	15.47 ± 0.11	14.59 ± 0.09	12.88 ± 0.01	12.20 ± 0.01	11.43 ± 0.03	10.33 ± 0.05	6.62 ± 0.03	0.31	0.10	P
3278	05:47:01.47	+00:09:04.7	... ± ± ± ...	15.69 ± 0.08	15.71 ± 0.11	... ± ± ...	6.78 ± 0.05	D
3279	05:47:14.11	+00:09:07.5	10.77 ± 0.02	9.84 ± 0.02	8.96 ± 0.02	6.69 ± 0.01	5.70 ± 0.01	5.07 ± 0.01	3.97 ± 0.01	1.06 ± 0.01	0.00	0.20	D
3280	05:46:46.87	+00:09:07.7	12.29 ± 0.02	11.13 ± 0.03	10.40 ± 0.02	9.61 ± 0.01	9.07 ± 0.01	8.71 ± 0.01	7.71 ± 0.02	4.35 ± 0.01	0.28	-0.70	D
3281	05:46:25.88	+00:09:31.9	13.19 ± 0.03	12.19 ± 0.02	11.64 ± 0.02	10.85 ± 0.01	10.37 ± 0.01	10.12 ± 0.01	9.38 ± 0.02	6.64 ± 0.02	0.22	-1.21	D
3282	05:46:40.15	+00:10:39.2	15.90 ± 0.09	14.27 ± 0.05	13.22 ± 0.04	12.27 ± 0.01	11.85 ± 0.01	11.38 ± 0.02	10.53 ± 0.02	7.03 ± 0.04	0.63	-0.84	D
3283	05:47:13.22	+00:10:55.5	... ± ± ± ...	10.80 ± 0.01	10.28 ± 0.01	9.84 ± 0.01	8.93 ± 0.01	5.94 ± 0.02	...	-0.72	D
3284	05:46:29.59	+00:10:57.1	13.38 ± 0.02	12.25 ± 0.02	11.67 ± 0.02	10.83 ± 0.01	10.44 ± 0.01	9.93 ± 0.01	9.23 ± 0.02	6.52 ± 0.02	0.35	-0.98	D
3285	05:46:30.02	+00:11:11.1	14.95 ± 0.04	14.16 ± 0.04	13.66 ± 0.04	13.08 ± 0.01	12.96 ± 0.01	12.91 ± 0.06	... ± ± ...	0.00	...	D
3286	05:47:03.98	+00:11:14.6	12.46 ± 0.03	11.41 ± 0.02	10.80 ± 0.02	10.07 ± 0.01	9.65 ± 0.01	9.26 ± 0.01	8.35 ± 0.01	5.36 ± 0.01	0.24	-0.88	D
3287	05:46:45.00	+00:11:33.1	14.54 ± 0.03	13.18 ± 0.03	12.44 ± 0.03	11.35 ± 0.01	10.90 ± 0.01	10.33 ± 0.01	9.23 ± 0.01	5.91 ± 0.02	0.53	-0.40	D
3288	05:46:21.11	+00:11:37.6	16.48 ± 0.11	15.49 ± 0.09	14.81 ± 0.10	14.30 ± 0.01	14.09 ± 0.02	14.10 ± 0.10	... ± ± ...	0.08	...	D
3289	05:45:55.14	+00:11:39.3	14.75 ± 0.03	13.92 ± 0.03	13.30 ± 0.03	12.52 ± 0.01	12.13 ± 0.01	11.86 ± 0.01	11.26 ± 0.02	8.72 ± 0.09	0.00	-1.41	D
3290	05:46:21.82	+00:12:09.5	13.97 ± 0.02	12.95 ± 0.03	12.50 ± 0.02	12.00 ± 0.01	11.72 ± 0.01	11.36 ± 0.01	10.65 ± 0.02	7.45 ± 0.04	0.30	-1.28	D

Table 1—Continued

Index	R.A. ^a	Decl. ^a	J	H	K_S	[3.6]	[4.5]	[5.8]	[8.0]	[24]	A_K ^b	α_{IRAC} ^c	Class
3291	05:46:30.06	+00:12:09.7	12.64 ± 0.02	11.38 ± 0.02	10.72 ± 0.02	9.84 ± 0.01	9.52 ± 0.01	9.25 ± 0.01	8.38 ± 0.01	5.43 ± 0.01	0.46	-1.19	D
3292	05:46:18.00	+00:12:12.4	12.53 ± 0.02	11.24 ± 0.02	10.50 ± 0.02	9.71 ± 0.01	9.29 ± 0.01	9.02 ± 0.01	8.62 ± 0.01	6.36 ± 0.02	0.44	-1.61	D
3293	05:46:16.38	+00:12:13.2	15.65 ± 0.07	14.99 ± 0.07	14.61 ± 0.09	14.09 ± 0.01	13.89 ± 0.01	13.48 ± 0.06	12.94 ± 0.08	9.05 ± 0.13	0.00	-1.48	D
3294	05:46:28.37	+00:12:27.0	13.96 ± 0.03	12.45 ± 0.02	11.75 ± 0.02	10.27 ± 0.01	9.81 ± 0.01	9.40 ± 0.01	8.68 ± 0.01	5.59 ± 0.01	0.75	-1.02	D
3295	05:46:47.41	+00:12:59.4	12.86 ± 0.02	11.66 ± 0.03	11.01 ± 0.02	10.17 ± 0.01	9.74 ± 0.01	9.30 ± 0.01	8.73 ± 0.01	6.64 ± 0.02	0.39	-1.17	D
3296	05:46:28.86	+00:13:31.0	12.66 ± 0.04	11.11 ± 0.05	9.99 ± 0.03	9.09 ± 0.01	8.59 ± 0.01	8.15 ± 0.01	7.27 ± 0.01	4.34 ± 0.01	0.48	-0.77	D
3297	05:46:09.30	+00:13:32.6	11.69 ± 0.03	10.70 ± 0.03	10.05 ± 0.02	8.95 ± 0.01	8.60 ± 0.01	8.08 ± 0.01	7.47 ± 0.01	4.36 ± 0.01	0.12	-1.10	D
3298	05:46:58.03	+00:14:28.1	13.01 ± 0.02	12.10 ± 0.03	11.64 ± 0.03	10.66 ± 0.01	10.26 ± 0.01	9.78 ± 0.01	8.98 ± 0.02	5.92 ± 0.02	0.16	-0.90	D
3299	05:46:38.39	+00:15:11.9	13.40 ± 0.03	12.48 ± 0.02	11.99 ± 0.03	11.34 ± 0.01	11.07 ± 0.01	10.82 ± 0.01	10.28 ± 0.01	7.40 ± 0.03	0.15	-1.63	D
3300	05:46:01.01	+00:15:36.1	... ± ± ± ...	14.38 ± 0.01	13.46 ± 0.01	12.56 ± 0.03	11.53 ± 0.02	8.19 ± 0.06	...	0.43	FP
3301	05:47:04.46	+00:15:47.4	13.69 ± 0.02	11.72 ± 0.02	10.63 ± 0.02	9.59 ± 0.01	9.17 ± 0.01	8.79 ± 0.01	8.21 ± 0.02	... ± ...	1.05	-1.26	D
3302	05:47:19.89	+00:16:13.2	13.82 ± 0.02	12.54 ± 0.02	11.95 ± 0.02	11.15 ± 0.01	10.70 ± 0.01	10.23 ± 0.01	9.55 ± 0.03	5.74 ± 0.02	0.54	-0.99	D
3303	05:47:08.69	+00:16:34.8	14.86 ± 0.04	13.42 ± 0.02	12.76 ± 0.03	11.95 ± 0.01	11.60 ± 0.01	11.28 ± 0.05	10.29 ± 0.09	5.41 ± 0.04	0.70	-0.96	D
3304	05:47:02.86	+00:16:51.9	14.45 ± 0.03	13.33 ± 0.03	12.76 ± 0.03	11.95 ± 0.01	11.60 ± 0.01	... ± ± ± ...	0.35	...	D
3305	05:46:44.84	+00:17:00.0	13.19 ± 0.02	12.06 ± 0.02	11.57 ± 0.03	11.00 ± 0.01	10.82 ± 0.01	10.65 ± 0.01	10.09 ± 0.02	5.87 ± 0.02	0.42	+1.81	D
3306	05:46:45.81	+00:17:02.8	10.89 ± 0.02	9.86 ± 0.02	9.34 ± 0.02	8.76 ± 0.01	8.38 ± 0.01	7.99 ± 0.01	7.38 ± 0.01	4.46 ± 0.02	0.27	-0.26	D
3307	05:47:08.59	+00:17:12.6	14.45 ± 0.02	12.23 ± 0.02	11.09 ± 0.02	9.97 ± 0.01	9.42 ± 0.01	8.90 ± 0.01	8.09 ± 0.02	... ± ...	1.34	-0.69	D
3308	05:47:10.37	+00:17:22.1	... ± ...	13.92 ± 0.05	12.04 ± 0.03	10.63 ± 0.02	10.05 ± 0.01	9.59 ± 0.11	... ± ± ...	2.37	...	D
3309	05:47:07.72	+00:17:27.3	16.58 ± 0.18	14.28 ± 0.06	13.09 ± 0.04	12.39 ± 0.05	11.87 ± 0.09	... ± ± ± ...	1.38	...	D
3310	05:46:02.52	+00:17:29.2	13.77 ± 0.03	12.94 ± 0.02	12.32 ± 0.02	11.78 ± 0.01	11.31 ± 0.01	10.96 ± 0.01	10.32 ± 0.01	7.93 ± 0.05	0.00	-1.19	D
3311	05:47:18.90	+00:17:51.4	16.23 ± 0.09	14.75 ± 0.05	13.92 ± 0.05	12.71 ± 0.01	11.84 ± 0.01	10.97 ± 0.04	9.83 ± 0.09	... ± ...	0.62	0.46	P
3312	05:47:01.61	+00:17:58.9	... ± ± ...	15.06 ± 0.13	11.47 ± 0.01	10.20 ± 0.01	9.42 ± 0.01	8.42 ± 0.03	2.50 ± 0.01	...	0.58	P
3313	05:46:44.09	+00:18:03.3	11.56 ± 0.02	10.61 ± 0.03	10.22 ± 0.02	9.43 ± 0.01	9.13 ± 0.01	8.72 ± 0.01	8.05 ± 0.01	5.86 ± 0.02	0.27	-1.23	D
3314	05:47:10.14	+00:18:03.7	14.86 ± 0.03	13.23 ± 0.02	12.29 ± 0.02	11.30 ± 0.02	10.80 ± 0.03	10.25 ± 0.05	... ± ± ...	0.73	...	D
3315	05:46:51.18	+00:18:08.4	14.08 ± 0.03	13.24 ± 0.03	12.84 ± 0.03	12.35 ± 0.01	12.06 ± 0.01	11.73 ± 0.03	10.79 ± 0.05	7.08 ± 0.03	0.10	-1.05	D
3316	05:47:17.16	+00:18:24.6	13.04 ± 0.02	11.86 ± 0.02	11.18 ± 0.02	10.06 ± 0.01	9.54 ± 0.01	9.25 ± 0.02	8.73 ± 0.07	5.98 ± 0.02	0.33	-1.34	D
3317	05:47:05.04	+00:18:34.6	... ± ...	11.67 ± 0.06	11.09 ± 0.03	10.34 ± 0.01	9.99 ± 0.01	9.68 ± 0.03	9.00 ± 0.06	... ± ...	0.00	-1.31	D
3318	05:47:02.98	+00:18:38.9	15.00 ± 0.04	13.40 ± 0.02	12.50 ± 0.03	11.29 ± 0.01	10.78 ± 0.01	10.33 ± 0.04	... ± ± ...	0.70	...	D
3319	05:47:10.41	+00:18:44.8	13.13 ± 0.06	11.71 ± 0.07	10.98 ± 0.06	9.84 ± 0.01	9.36 ± 0.01	8.83 ± 0.02	8.20 ± 0.05	... ± ...	0.62	-0.93	D
3320	05:47:15.50	+00:18:46.3	... ± ...	12.90 ± 0.06	10.53 ± 0.03	8.40 ± 0.01	7.49 ± 0.01	6.71 ± 0.01	5.86 ± 0.01	2.97 ± 0.01	2.45	0.06	D
3321	05:47:10.74	+00:18:46.3	13.43 ± 0.03	11.93 ± 0.03	11.26 ± 0.02	10.39 ± 0.01	9.84 ± 0.01	9.24 ± 0.02	8.63 ± 0.06	... ± ...	0.75	-0.79	D
3322	05:47:26.33	+00:18:48.5	12.87 ± 0.02	11.71 ± 0.02	11.19 ± 0.02	10.56 ± 0.01	10.34 ± 0.01	10.08 ± 0.01	9.53 ± 0.02	6.99 ± 0.05	0.43	-1.65	D
3323	05:47:11.36	+00:19:00.1	16.14 ± 0.09	14.35 ± 0.02	13.06 ± 0.02	11.87 ± 0.01	11.18 ± 0.01	10.34 ± 0.03	9.48 ± 0.06	... ± ...	0.67	-0.05	D
3324	05:46:43.37	+00:19:08.1	15.94 ± 0.09	14.94 ± 0.07	14.35 ± 0.07	13.66 ± 0.01	13.50 ± 0.01	13.37 ± 0.06	... ± ± ...	0.18	...	D
3325	05:47:10.97	+00:19:15.0	11.00 ± 0.02	9.84 ± 0.02	9.08 ± 0.02	8.31 ± 0.01	7.95 ± 0.01	7.66 ± 0.01	... ± ...	3.40 ± 0.01	0.26	...	D

Table 1—Continued

Index	R.A. ^a	Decl. ^a	J	H	K_S	[3.6]	[4.5]	[5.8]	[8.0]	[24]	A_K^b	α_{IRAC}^c	Class
3326	05:47:04.70	+00:19:19.1	14.06 ± 0.03	12.56 ± 0.03	11.64 ± 0.02	10.23 ± 0.01	9.64 ± 0.01	9.25 ± 0.01	8.63 ± 0.02	5.67 ± 0.03	0.57	-1.03	D
3327	05:47:19.19	+00:19:20.9	13.27 ± 0.02	12.17 ± 0.02	11.65 ± 0.02	10.77 ± 0.01	10.37 ± 0.01	9.85 ± 0.01	8.71 ± 0.02	5.25 ± 0.01	0.35	-0.47	D
3328	05:46:51.48	+00:19:21.4	13.29 ± 0.02	12.30 ± 0.03	11.84 ± 0.02	11.23 ± 0.01	10.93 ± 0.01	10.64 ± 0.02	9.66 ± 0.02	6.33 ± 0.02	0.25	-1.06	D
3329	05:47:06.73	+00:19:22.5	13.12 ± 0.02	11.77 ± 0.02	11.12 ± 0.02	10.32 ± 0.01	9.92 ± 0.01	9.48 ± 0.01	8.81 ± 0.03	... ± ...	0.58	-1.10	D
3330	05:47:08.61	+00:19:23.8	13.83 ± 0.03	12.51 ± 0.02	11.86 ± 0.02	11.06 ± 0.01	10.70 ± 0.01	10.16 ± 0.02	9.20 ± 0.06	... ± ...	0.55	-0.69	D
3331	05:47:20.78	+00:19:24.7	15.36 ± 0.05	13.31 ± 0.03	11.88 ± 0.02	10.17 ± 0.01	9.40 ± 0.01	8.89 ± 0.01	8.22 ± 0.02	5.02 ± 0.02	0.89	-0.64	D
3332	05:47:27.02	+00:19:26.6	15.35 ± 0.05	12.84 ± 0.02	11.52 ± 0.02	10.33 ± 0.01	9.76 ± 0.01	9.31 ± 0.01	8.57 ± 0.01	6.05 ± 0.02	1.56	-0.84	D
3333	05:47:26.09	+00:19:27.4	15.56 ± 0.06	13.09 ± 0.04	11.53 ± 0.02	9.60 ± 0.01	8.96 ± 0.01	8.33 ± 0.01	7.64 ± 0.01	4.40 ± 0.01	1.34	-0.58	D
3334	05:47:07.24	+00:19:32.3	10.23 ± 0.02	9.02 ± 0.02	8.32 ± 0.03	7.40 ± 0.01	6.88 ± 0.01	6.43 ± 0.01	5.58 ± 0.01	3.29 ± 0.02	0.37	-0.77	D
3335	05:46:51.83	+00:19:38.6	13.55 ± 0.03	12.28 ± 0.03	11.56 ± 0.02	11.13 ± 0.01	10.78 ± 0.01	10.37 ± 0.03	9.42 ± 0.05	5.74 ± 0.02	0.43	-0.88	D
3336	05:47:25.39	+00:19:39.8	16.55 ± 0.12	14.05 ± 0.04	12.54 ± 0.03	10.96 ± 0.01	10.12 ± 0.01	9.40 ± 0.01	8.52 ± 0.01	5.87 ± 0.02	1.41	-0.05	D
3337	05:46:51.37	+00:19:47.4	16.30 ± 0.10	14.89 ± 0.07	14.10 ± 0.05	12.46 ± 0.01	11.34 ± 0.01	10.46 ± 0.02	9.12 ± 0.04	5.51 ± 0.01	0.55	0.94	P
3338	05:46:28.32	+00:19:49.4	... ± ± ± ...	13.41 ± 0.01	11.55 ± 0.01	10.55 ± 0.01	9.84 ± 0.01	5.79 ± 0.01	...	1.14	P
3339	05:46:52.40	+00:20:01.7	12.66 ± 0.02	11.48 ± 0.03	10.80 ± 0.02	9.74 ± 0.01	9.31 ± 0.01	8.96 ± 0.01	8.06 ± 0.01	4.64 ± 0.01	0.33	-0.94	D
3340	05:47:14.61	+00:20:03.6	16.67 ± 0.18	14.88 ± 0.08	13.74 ± 0.05	12.59 ± 0.01	12.03 ± 0.01	11.37 ± 0.03	10.42 ± 0.05	... ± ...	0.77	-0.33	D
3341	05:47:36.57	+00:20:06.2	... ± ± ± ...	7.89 ± 0.01	7.04 ± 0.01	6.07 ± 0.01	4.93 ± 0.01	-0.3 ± 0.01	...	-0.58	P
3342	05:47:10.03	+00:20:08.4	16.05 ± 0.09	13.72 ± 0.04	12.50 ± 0.03	11.60 ± 0.01	11.33 ± 0.01	10.91 ± 0.04	10.11 ± 0.09	... ± ...	1.40	-1.10	D
3343	05:47:31.70	+00:20:20.8	... ± ± ...	13.77 ± 0.09	12.09 ± 0.01	11.18 ± 0.01	10.43 ± 0.01	9.46 ± 0.01	5.79 ± 0.02	...	0.15	P
3344	05:47:32.44	+00:20:21.9	... ± ± ...	13.91 ± 0.08	... ± ± ...	9.90 ± 0.01	10.20 ± 0.01	4.30 ± 0.01	P
3345	05:47:08.93	+00:20:22.1	16.62 ± 0.16	15.42 ± 0.09	14.71 ± 0.10	13.82 ± 0.03	13.28 ± 0.02	... ± ± ± ...	0.35	...	D
3346	05:45:57.37	+00:20:22.3	11.75 ± 0.03	10.83 ± 0.02	10.22 ± 0.02	9.29 ± 0.01	9.01 ± 0.01	8.81 ± 0.01	8.10 ± 0.01	5.01 ± 0.01	0.07	-1.50	D
3347	05:46:14.49	+00:20:24.4	13.83 ± 0.03	12.89 ± 0.03	12.52 ± 0.02	12.20 ± 0.01	11.96 ± 0.01	11.73 ± 0.01	11.38 ± 0.03	8.00 ± 0.05	0.26	-1.89	D
3348	05:47:07.93	+00:20:24.7	12.95 ± 0.03	11.65 ± 0.02	11.01 ± 0.02	10.49 ± 0.01	10.13 ± 0.01	9.63 ± 0.01	8.73 ± 0.02	5.80 ± 0.02	0.53	-0.80	D
3349	05:47:26.92	+00:20:31.6	... ± ± ...	14.41 ± 0.09	12.62 ± 0.01	11.82 ± 0.01	11.18 ± 0.02	10.43 ± 0.05	... ±	-0.34	D
3350	05:47:06.16	+00:20:32.7	12.96 ± 0.02	11.37 ± 0.02	10.64 ± 0.02	9.72 ± 0.01	9.24 ± 0.01	8.72 ± 0.01	7.86 ± 0.02	4.48 ± 0.01	0.83	-0.70	D
3351	05:47:29.21	+00:20:34.1	... ± ± ± ...	14.99 ± 0.03	14.57 ± 0.04	... ± ± ...	6.86 ± 0.02	D
3352	05:47:27.74	+00:20:35.8	15.34 ± 0.06	11.94 ± 0.04	9.98 ± 0.03	8.30 ± 0.01	7.47 ± 0.01	6.77 ± 0.01	5.97 ± 0.01	3.69 ± 0.01	2.22	-0.18	D
3353	05:47:17.06	+00:20:53.3	... ± ± ± ± ± ± ...	10.96 ± 0.09	6.88 ± 0.05	P
3354	05:46:28.58	+00:20:58.3	... ± ± ± ...	14.71 ± 0.01	13.61 ± 0.01	12.80 ± 0.03	12.14 ± 0.05	9.20 ± 0.13	...	0.07	D
3355	05:47:22.88	+00:20:58.3	15.93 ± 0.12	14.11 ± 0.11	13.28 ± 0.07	12.42 ± 0.01	11.57 ± 0.01	10.93 ± 0.01	10.02 ± 0.02	6.43 ± 0.02	1.05	-0.12	P
3356	05:47:24.81	+00:20:59.9	... ± ± ± ± ± ± ± ...	6.25 ± 0.02	RP
3357	05:47:15.32	+00:21:01.2	... ± ± ± ...	13.24 ± 0.01	12.31 ± 0.01	11.66 ± 0.03	10.89 ± 0.07	... ±	-0.18	D
3358	05:47:05.67	+00:21:12.2	16.01 ± 0.10	13.74 ± 0.05	12.49 ± 0.03	11.43 ± 0.01	11.15 ± 0.01	10.79 ± 0.02	10.17 ± 0.06	... ± ...	1.31	-1.38	D
3359	05:47:10.61	+00:21:14.2	13.83 ± 0.08	11.78 ± 0.08	9.87 ± 0.03	7.76 ± 0.01	6.58 ± 0.01	5.51 ± 0.01	4.59 ± 0.01	0.60 ± 0.01	0.55	0.80	P
3360	05:46:54.42	+00:21:14.4	13.54 ± 0.03	12.27 ± 0.03	11.52 ± 0.02	10.73 ± 0.01	10.32 ± 0.01	9.94 ± 0.01	9.34 ± 0.01	6.59 ± 0.03	0.41	-1.25	D

Table 1—Continued

Index	R.A. ^a	Decl. ^a	J	H	K_S	[3.6]	[4.5]	[5.8]	[8.0]	[24]	A_K ^b	α_{IRAC} ^c	Class
3361	05:47:14.90	+00:21:19.0	16.21 ± 0.11	14.31 ± 0.06	13.19 ± 0.04	12.15 ± 0.01	11.74 ± 0.01	11.39 ± 0.02	10.70 ± 0.06	8.22 ± 0.08	0.93	-1.19	D
3362	05:45:54.67	+00:21:22.6	14.19 ± 0.03	13.23 ± 0.02	12.69 ± 0.03	12.02 ± 0.01	11.69 ± 0.01	11.34 ± 0.01	10.68 ± 0.02	7.65 ± 0.04	0.16	-1.30	D
3363	05:46:48.53	+00:21:28.2	16.96 ± 0.20	15.47 ± 0.10	14.15 ± 0.06	12.06 ± 0.01	11.25 ± 0.01	10.55 ± 0.01	9.44 ± 0.01	5.56 ± 0.01	0.26	0.13	P
3364	05:46:16.48	+00:21:36.0	... ± ± ± ...	15.71 ± 0.03	14.89 ± 0.03	13.50 ± 0.06	12.12 ± 0.04	8.50 ± 0.08	...	1.40	FP
3365	05:46:48.73	+00:21:38.4	14.51 ± 0.03	13.00 ± 0.03	12.25 ± 0.02	11.50 ± 0.01	11.12 ± 0.01	10.81 ± 0.01	10.16 ± 0.01	7.06 ± 0.03	0.70	-1.32	D
3366	05:47:04.77	+00:21:42.9	... ± ...	14.18 ± 0.11	11.21 ± 0.05	8.36 ± 0.01	6.25 ± 0.01	4.55 ± 0.01	2.79 ± 0.01	... ± ...	0.06	3.51	P
3367	05:47:05.36	+00:21:50.5	... ± ...	13.05 ± 0.15	10.41 ± 0.05	7.75 ± 0.01	6.38 ± 0.01	5.55 ± 0.01	4.68 ± 0.01	... ± ...	1.68	0.59	D
3368	05:47:17.66	+00:21:55.4	... ± ± ± ...	13.40 ± 0.01	12.42 ± 0.01	11.71 ± 0.03	11.16 ± 0.06	7.97 ± 0.06	...	-0.29	D
3369	05:47:05.12	+00:22:01.6	15.25 ± 0.07	12.51 ± 0.05	10.86 ± 0.04	9.42 ± 0.01	8.26 ± 0.01	7.75 ± 0.01	6.65 ± 0.01	... ± ...	1.62	0.22	D
3370	05:46:38.55	+00:22:06.3	13.41 ± 0.03	12.19 ± 0.03	11.70 ± 0.03	11.14 ± 0.01	10.84 ± 0.01	10.50 ± 0.01	9.85 ± 0.01	7.67 ± 0.04	0.53	-1.36	D
3371	05:47:12.91	+00:22:06.7	14.03 ± 0.03	11.84 ± 0.02	10.54 ± 0.02	9.30 ± 0.01	8.70 ± 0.01	8.67 ± 0.01	7.71 ± 0.01	4.79 ± 0.01	1.17	-1.15	D
3372	05:47:06.65	+00:22:06.9	... ± ± ± ...	14.66 ± 0.08	13.08 ± 0.04	12.30 ± 0.09	... ± ±	D
3373	05:46:52.64	+00:22:08.9	... ± ...	15.90 ± 0.18	14.06 ± 0.05	12.64 ± 0.01	12.03 ± 0.01	11.42 ± 0.01	10.29 ± 0.02	6.70 ± 0.02	2.17	-0.16	D
3374	05:47:05.69	+00:22:10.3	13.69 ± 0.04	11.60 ± 0.04	10.10 ± 0.02	8.61 ± 0.01	8.05 ± 0.01	7.59 ± 0.01	6.94 ± 0.01	... ± ...	0.91	-0.93	D
3375	05:47:03.98	+00:22:10.5	... ± ± ...	13.57 ± 0.05	8.55 ± 0.01	6.71 ± 0.01	5.75 ± 0.01	4.62 ± 0.01	0.71 ± 0.03	...	1.52	P
3376	05:47:12.45	+00:22:15.2	15.21 ± 0.05	13.09 ± 0.03	11.94 ± 0.02	11.14 ± 0.01	10.74 ± 0.01	10.29 ± 0.01	9.56 ± 0.02	6.21 ± 0.02	1.19	1.02	D
3377	05:46:50.45	+00:22:22.8	... ± ...	14.67 ± 0.07	13.08 ± 0.03	11.78 ± 0.01	11.21 ± 0.01	10.71 ± 0.01	9.95 ± 0.01	6.78 ± 0.02	1.69	0.76	D
3378	05:47:05.86	+00:22:38.9	... ± ± ± ...	13.42 ± 0.05	11.04 ± 0.02	... ± ± ...	4.23 ± 0.01	P
3379	05:46:40.87	+00:22:39.3	15.08 ± 0.05	12.71 ± 0.03	11.49 ± 0.02	10.53 ± 0.01	9.96 ± 0.01	9.82 ± 0.01	9.41 ± 0.01	6.35 ± 0.01	1.47	-1.64	D
3380	05:46:33.31	+00:22:55.6	14.85 ± 0.03	12.92 ± 0.02	12.13 ± 0.02	11.22 ± 0.01	10.85 ± 0.01	10.31 ± 0.01	9.67 ± 0.01	6.54 ± 0.02	1.21	-1.02	D
3381	05:45:44.36	+00:22:58.6	12.02 ± 0.03	11.05 ± 0.02	10.38 ± 0.02	9.39 ± 0.01	8.94 ± 0.01	8.67 ± 0.01	8.01 ± 0.01	5.27 ± 0.01	0.07	-1.29	D
3382	05:47:00.41	+00:22:59.3	... ± ± ± ...	14.13 ± 0.01	13.39 ± 0.01	12.66 ± 0.04	11.81 ± 0.08	8.08 ± 0.08	...	-0.16	FP
3383	05:46:42.48	+00:23:01.3	... ± ...	15.20 ± 0.09	14.36 ± 0.08	13.62 ± 0.01	13.25 ± 0.01	13.10 ± 0.03	12.73 ± 0.06	5.98 ± 0.02	0.52	-1.86	P
3384	05:47:09.81	+00:23:02.2	... ± ± ± ...	14.93 ± 0.03	13.58 ± 0.02	12.67 ± 0.07	... ± ±	D
3385	05:47:05.31	+00:23:10.2	13.42 ± 0.04	10.95 ± 0.03	9.39 ± 0.02	7.98 ± 0.01	7.42 ± 0.01	6.95 ± 0.01	6.43 ± 0.01	3.30 ± 0.01	1.34	-1.07	D
3386	05:47:04.37	+00:23:19.7	14.69 ± 0.04	12.79 ± 0.03	11.67 ± 0.02	10.51 ± 0.01	9.94 ± 0.01	9.44 ± 0.01	8.79 ± 0.01	5.71 ± 0.03	0.93	-0.87	D
3387	05:47:03.32	+00:23:23.5	12.83 ± 0.03	11.23 ± 0.03	10.44 ± 0.03	9.81 ± 0.01	9.55 ± 0.01	9.21 ± 0.01	8.68 ± 0.01	6.65 ± 0.03	0.80	-1.52	D
3388	05:47:03.73	+00:23:29.3	13.75 ± 0.04	11.89 ± 0.03	10.81 ± 0.02	9.58 ± 0.01	8.89 ± 0.01	8.17 ± 0.01	7.30 ± 0.01	4.97 ± 0.01	0.90	-0.21	D
3389	05:47:02.08	+00:23:29.7	15.58 ± 0.06	13.89 ± 0.03	12.85 ± 0.03	11.71 ± 0.01	11.15 ± 0.01	10.78 ± 0.01	10.19 ± 0.01	7.65 ± 0.05	0.71	-1.12	D
3390	05:46:02.28	+00:23:30.7	... ± ± ± ...	15.09 ± 0.02	13.61 ± 0.01	12.25 ± 0.03	11.03 ± 0.02	7.38 ± 0.03	...	1.83	FP
3391	05:46:55.10	+00:23:34.6	... ± ...	15.69 ± 0.15	14.03 ± 0.07	11.73 ± 0.01	10.29 ± 0.01	9.21 ± 0.01	8.43 ± 0.01	3.51 ± 0.01	0.00	0.91	P
3392	05:47:10.95	+00:23:35.4	... ± ± ± ...	16.03 ± 0.06	14.65 ± 0.06	13.75 ± 0.10	... ± ±	D
3393	05:45:51.15	+00:23:40.1	... ± ± ± ...	14.01 ± 0.01	13.18 ± 0.01	12.36 ± 0.02	11.37 ± 0.02	7.83 ± 0.04	...	0.20	FP
3394	05:46:25.70	+00:23:41.6	14.40 ± 0.03	11.96 ± 0.02	10.41 ± 0.02	8.65 ± 0.01	7.90 ± 0.01	7.43 ± 0.01	6.56 ± 0.01	3.92 ± 0.02	1.31	-0.50	D
3395	05:46:26.87	+00:23:43.8	... ± ± ± ...	16.22 ± 0.07	14.46 ± 0.03	13.55 ± 0.07	... ± ±	D

Table 1—Continued

Index	R.A. ^a	Decl. ^a	J	H	K_S	[3.6]	[4.5]	[5.8]	[8.0]	[24]	A_K^b	α_{IRAC}^c	Class
3396	05:46:13.55	+00:23:49.1	... ± ± ...	13.71 ± 0.05	11.74 ± 0.01	11.10 ± 0.01	10.69 ± 0.01	10.36 ± 0.01	6.56 ± 0.02	...	-1.27	D
3397	05:46:19.17	+00:23:50.2	... ± ± ± ...	14.85 ± 0.02	14.27 ± 0.02	13.69 ± 0.07	13.06 ± 0.06	... ±	-0.76	D
3398	05:46:57.34	+00:23:50.2	... ± ± ± ...	15.88 ± 0.04	13.92 ± 0.02	12.93 ± 0.05	12.59 ± 0.07	6.33 ± 0.02	...	0.82	P
3399	05:47:13.56	+00:23:59.5	... ± ± ± ...	14.23 ± 0.01	13.68 ± 0.01	13.26 ± 0.06	12.42 ± 0.11	... ±	-0.79	D
3400	05:47:09.54	+00:24:37.0	... ± ± ± ...	15.03 ± 0.03	13.76 ± 0.02	12.97 ± 0.06	... ± ±	D
3401	05:47:01.61	+00:24:57.8	... ± ± ± ...	14.61 ± 0.03	13.28 ± 0.02	12.30 ± 0.03	11.22 ± 0.04	... ±	1.01	D
3402	05:46:59.01	+00:24:58.3	16.81 ± 0.16	14.04 ± 0.04	12.41 ± 0.03	10.83 ± 0.01	10.13 ± 0.01	9.87 ± 0.01	9.42 ± 0.01	6.80 ± 0.03	1.67	-1.29	D
3403	05:46:31.70	+00:25:08.0	13.79 ± 0.02	12.34 ± 0.02	11.58 ± 0.02	10.84 ± 0.01	10.51 ± 0.01	10.15 ± 0.01	9.47 ± 0.01	6.48 ± 0.02	0.62	-1.27	D
3404	05:45:53.60	+00:25:27.3	... ± ...	15.09 ± 0.09	13.62 ± 0.06	11.88 ± 0.01	11.03 ± 0.01	10.09 ± 0.01	8.98 ± 0.01	5.27 ± 0.01	0.53	0.51	P
3405	05:46:31.05	+00:25:33.8	11.63 ± 0.02	10.44 ± 0.02	9.63 ± 0.02	8.45 ± 0.01	7.89 ± 0.01	7.39 ± 0.01	6.44 ± 0.01	3.43 ± 0.01	0.25	-0.56	D
3406	05:46:57.14	+00:25:35.8	16.41 ± 0.11	14.22 ± 0.04	13.01 ± 0.03	11.86 ± 0.01	11.27 ± 0.01	10.89 ± 0.01	9.97 ± 0.01	6.96 ± 0.03	1.25	-0.72	D
3407	05:47:05.98	+00:25:52.9	14.55 ± 0.04	13.32 ± 0.04	12.72 ± 0.03	13.02 ± 0.01	12.31 ± 0.01	12.15 ± 0.02	11.54 ± 0.03	8.57 ± 0.11	0.47	-1.25	D
3408	05:47:01.29	+00:26:21.5	... ± ± ± ...	12.40 ± 0.01	11.28 ± 0.01	10.74 ± 0.01	10.72 ± 0.03	6.21 ± 0.01	...	-0.97	P
3409	05:47:00.99	+00:26:22.2	... ± ± ± ...	13.30 ± 0.01	11.58 ± 0.01	10.84 ± 0.01	10.49 ± 0.03	6.78 ± 0.03	...	0.25	P
3410	05:46:53.74	+00:26:31.5	13.41 ± 0.02	12.45 ± 0.02	12.04 ± 0.02	11.60 ± 0.01	11.33 ± 0.01	11.19 ± 0.01	10.54 ± 0.01	8.32 ± 0.06	0.25	+1.67	D
3411	05:46:58.70	+00:26:48.6	17.14 ± 0.20	15.81 ± 0.16	15.27 ± 0.17	14.52 ± 0.01	14.21 ± 0.01	13.93 ± 0.08	13.58 ± 0.11	8.36 ± 0.07	0.64	-0.76	D
3412	05:46:31.04	+00:27:12.0	15.44 ± 0.05	14.82 ± 0.06	14.25 ± 0.06	13.53 ± 0.01	13.18 ± 0.01	12.73 ± 0.03	12.11 ± 0.03	9.49 ± 0.17	0.00	-1.19	D
3413	05:46:40.77	+00:27:22.7	12.90 ± 0.02	12.04 ± 0.03	11.39 ± 0.03	10.27 ± 0.01	9.87 ± 0.01	9.52 ± 0.01	8.88 ± 0.01	6.37 ± 0.02	0.00	-1.25	D
3414	05:46:49.09	+00:28:38.4	14.72 ± 0.03	13.21 ± 0.03	12.50 ± 0.03	11.70 ± 0.01	11.31 ± 0.01	10.92 ± 0.01	10.21 ± 0.01	7.68 ± 0.04	0.75	-1.13	D
3415	05:45:35.51	+00:29:27.9	... ± ± ± ...	15.03 ± 0.02	14.76 ± 0.02	14.49 ± 0.12	13.66 ± 0.12	... ±	-1.29	D
3416	05:46:26.63	+00:31:07.6	12.70 ± 0.03	11.33 ± 0.03	10.52 ± 0.02	9.54 ± 0.01	9.16 ± 0.01	8.82 ± 0.01	8.14 ± 0.01	5.88 ± 0.01	0.48	-1.24	D
3417	05:47:06.97	+00:31:56.3	12.86 ± 0.02	11.69 ± 0.02	10.89 ± 0.02	10.14 ± 0.01	9.50 ± 0.01	9.11 ± 0.01	8.08 ± 0.01	4.69 ± 0.01	0.24	-0.53	D
3418	05:47:10.87	+00:32:06.3	12.56 ± 0.02	11.64 ± 0.03	11.19 ± 0.02	10.40 ± 0.01	10.03 ± 0.01	9.63 ± 0.01	9.03 ± 0.01	6.77 ± 0.02	0.18	-1.25	D
3419	05:47:05.99	+00:32:08.6	11.75 ± 0.03	10.40 ± 0.03	9.37 ± 0.02	8.09 ± 0.01	7.58 ± 0.01	7.25 ± 0.01	6.53 ± 0.01	3.10 ± 0.01	0.28	-1.08	D
3420	05:47:10.71	+00:32:10.8	13.69 ± 0.03	12.85 ± 0.04	12.38 ± 0.03	11.72 ± 0.01	11.32 ± 0.01	11.03 ± 0.01	10.30 ± 0.01	7.93 ± 0.04	0.06	-1.23	D
3421	05:46:11.86	+00:32:25.8	10.94 ± 0.02	10.05 ± 0.02	9.45 ± 0.02	8.68 ± 0.01	8.58 ± 0.01	8.38 ± 0.01	8.14 ± 0.01	4.35 ± 0.01	0.03	-2.20	D
3422	05:45:53.54	+00:33:08.9	12.45 ± 0.02	11.40 ± 0.02	10.87 ± 0.02	10.20 ± 0.01	9.86 ± 0.01	9.43 ± 0.01	8.69 ± 0.01	6.00 ± 0.02	0.28	-1.09	D
3423	05:48:07.22	+00:33:59.0	13.21 ± 0.03	12.05 ± 0.03	11.22 ± 0.03	10.11 ± 0.01	9.67 ± 0.01	9.18 ± 0.01	8.41 ± 0.01	5.89 ± 0.02	0.22	-0.89	D
3424	05:48:01.06	+00:34:30.7	10.90 ± 0.03	9.88 ± 0.03	9.20 ± 0.03	8.23 ± 0.01	7.85 ± 0.01	7.60 ± 0.01	7.15 ± 0.01	4.41 ± 0.01	0.14	-1.62	D
3425	05:47:57.09	+00:35:27.4	... ± ± ...	14.43 ± 0.08	10.91 ± 0.01	9.79 ± 0.01	8.99 ± 0.01	7.90 ± 0.01	3.89 ± 0.01	...	0.55	P
3426	05:47:59.03	+00:35:32.8	... ± ± ...	14.87 ± 0.12	12.05 ± 0.01	10.34 ± 0.01	9.38 ± 0.01	8.14 ± 0.01	1.85 ± 0.01	...	1.52	P
3427	05:47:24.73	+00:37:35.2	16.31 ± 0.11	15.36 ± 0.11	14.26 ± 0.07	12.33 ± 0.01	11.47 ± 0.01	10.81 ± 0.01	9.68 ± 0.01	5.27 ± 0.01	0.00	0.15	P
3428	05:47:17.26	+00:38:21.6	11.52 ± 0.02	10.54 ± 0.02	9.91 ± 0.02	8.81 ± 0.01	8.42 ± 0.01	8.06 ± 0.01	7.45 ± 0.01	4.75 ± 0.03	0.13	-1.28	D
3429	05:47:38.98	+00:38:36.3	16.02 ± 0.10	14.57 ± 0.05	13.52 ± 0.05	11.95 ± 0.01	10.97 ± 0.01	10.14 ± 0.01	8.71 ± 0.01	3.50 ± 0.02	0.41	0.84	P
3430	05:47:35.76	+00:38:40.0	10.10 ± 0.03	8.88 ± 0.03	7.98 ± 0.03	6.88 ± 0.01	6.29 ± 0.01	6.01 ± 0.01	5.06 ± 0.01	0.96 ± 0.01	0.21	-0.83	D

Table 1—Continued

Index	R.A. ^a	Decl. ^a	J	H	K_S	[3.6]	[4.5]	[5.8]	[8.0]	[24]	A_K^b	α_{IRAC}^c	Class
3431	05:47:45.00	+00:38:42.1	10.67 ± 0.02	8.70 ± 0.03	7.33 ± 0.03	5.73 ± 0.01	5.00 ± 0.01	4.32 ± 0.01	3.60 ± 0.01	-0.0 ± 0.01	0.84	-0.39	D
3432	05:46:07.12	+00:38:55.6	14.55 ± 0.04	13.65 ± 0.03	13.27 ± 0.04	12.70 ± 0.01	12.44 ± 0.01	12.16 ± 0.02	11.52 ± 0.02	8.99 ± 0.11	0.21	-1.48	D
3433	05:47:37.21	+00:39:23.1	... ± ...	14.16 ± 0.09	12.52 ± 0.04	10.98 ± 0.01	10.34 ± 0.01	9.81 ± 0.01	9.08 ± 0.01	5.80 ± 0.04	1.59	-0.67	D
3434	05:47:29.73	+00:39:33.5	14.89 ± 0.04	13.17 ± 0.03	12.00 ± 0.02	10.61 ± 0.01	10.06 ± 0.01	9.48 ± 0.01	8.57 ± 0.01	5.98 ± 0.02	0.68	-0.50	D
3435	05:47:28.43	+00:39:47.1	13.56 ± 0.02	11.93 ± 0.03	11.16 ± 0.02	10.24 ± 0.01	9.72 ± 0.01	9.13 ± 0.01	8.06 ± 0.01	4.61 ± 0.01	0.85	-0.33	D
3436	05:47:36.88	+00:39:48.0	16.20 ± 0.10	13.96 ± 0.05	12.55 ± 0.03	11.31 ± 0.01	10.61 ± 0.01	10.23 ± 0.01	9.42 ± 0.01	6.82 ± 0.04	1.16	-0.73	D
3437	05:47:34.41	+00:39:59.2	15.24 ± 0.05	13.78 ± 0.04	12.82 ± 0.03	11.82 ± 0.01	11.24 ± 0.01	10.64 ± 0.01	9.45 ± 0.01	5.23 ± 0.01	0.49	-0.13	D
3438	05:47:33.92	+00:40:07.4	... ± ...	13.68 ± 0.04	11.73 ± 0.03	10.13 ± 0.01	9.43 ± 0.01	8.81 ± 0.01	8.00 ± 0.01	5.41 ± 0.01	2.09	-0.40	D
3439	05:47:42.99	+00:40:57.5	15.65 ± 0.08	13.61 ± 0.04	12.11 ± 0.03	10.47 ± 0.01	9.70 ± 0.01	9.14 ± 0.01	7.95 ± 0.01	4.86 ± 0.01	0.84	-0.00	P
3440	05:47:48.37	+00:40:59.2	11.50 ± 0.02	10.55 ± 0.02	9.97 ± 0.02	9.61 ± 0.01	9.17 ± 0.01	8.72 ± 0.01	7.66 ± 0.01	4.09 ± 0.01	0.12	-0.61	D
3441	05:47:33.88	+00:41:39.4	... ± ± ± ...	14.96 ± 0.02	14.52 ± 0.02	14.14 ± 0.09	13.29 ± 0.11	... ±	-0.94	D
3442	05:46:03.34	+00:42:42.9	... ± ± ± ...	16.40 ± 0.05	15.19 ± 0.04	13.85 ± 0.07	12.18 ± 0.04	7.98 ± 0.05	...	2.03	FP
3443	05:47:09.55	+00:43:01.4	12.67 ± 0.03	10.80 ± 0.03	9.77 ± 0.02	8.81 ± 0.01	8.32 ± 0.01	7.87 ± 0.01	7.20 ± 0.01	4.68 ± 0.02	0.96	-0.99	D
3444	05:47:54.37	+00:43:19.3	... ± ± ± ...	14.42 ± 0.01	13.26 ± 0.01	12.17 ± 0.02	11.06 ± 0.02	8.00 ± 0.05	...	1.02	FP
3445	05:47:12.57	+00:43:24.5	12.93 ± 0.02	10.71 ± 0.03	9.27 ± 0.02	7.87 ± 0.01	7.21 ± 0.01	6.78 ± 0.01	5.86 ± 0.01	3.10 ± 0.01	1.11	-0.58	D
3446	05:47:10.97	+00:43:35.1	... ± ...	16.15 ± 0.19	14.77 ± 0.10	13.27 ± 0.01	12.74 ± 0.01	12.18 ± 0.02	11.44 ± 0.02	8.40 ± 0.08	1.29	-0.74	D
3447	05:45:46.14	+00:43:48.4	... ± ± ± ...	14.49 ± 0.01	13.51 ± 0.01	12.53 ± 0.02	11.45 ± 0.02	7.78 ± 0.04	...	-0.66	FP
3448	05:47:06.82	+00:46:10.9	13.66 ± 0.03	12.71 ± 0.02	12.22 ± 0.03	11.68 ± 0.01	11.37 ± 0.01	10.98 ± 0.01	10.43 ± 0.01	8.53 ± 0.08	0.19	-1.39	D
3449	05:47:10.11	+00:47:09.1	12.48 ± 0.03	11.30 ± 0.02	10.59 ± 0.02	9.94 ± 0.01	9.44 ± 0.01	9.08 ± 0.01	8.12 ± 0.01	5.74 ± 0.02	0.32	-0.79	D
3450	05:47:44.48	+00:50:47.7	15.23 ± 0.04	14.25 ± 0.04	13.82 ± 0.04	13.66 ± 0.01	12.92 ± 0.01	13.63 ± 0.06	13.59 ± 0.16	... ± ...	0.27	-3.04	D
3451	05:46:19.52	+00:52:54.7	16.59 ± 0.13	15.63 ± 0.12	14.54 ± 0.08	13.07 ± 0.01	12.23 ± 0.01	11.53 ± 0.02	10.40 ± 0.01	... ± ...	0.00	0.20	D
3452	05:54:37.93	+01:29:51.5	11.39 ± 0.02	10.53 ± 0.02	9.99 ± 0.02	9.61 ± 0.01	8.75 ± 0.01	8.55 ± 0.01	7.51 ± 0.01	4.23 ± 0.01	0.03	-0.57	D
3453	05:54:10.30	+01:36:12.1	15.14 ± 0.05	14.59 ± 0.06	14.11 ± 0.06	13.49 ± 0.01	13.15 ± 0.01	12.69 ± 0.03	11.79 ± 0.03	8.76 ± 0.10	0.00	-0.87	D
3454	05:54:28.11	+01:37:34.9	... ± ± ...	15.06 ± 0.14	14.47 ± 0.01	13.67 ± 0.01	12.64 ± 0.03	11.35 ± 0.03	7.42 ± 0.04	...	0.79	FP
3455	05:54:03.54	+01:38:54.0	12.83 ± 0.02	11.97 ± 0.02	11.48 ± 0.03	10.73 ± 0.01	10.31 ± 0.01	9.87 ± 0.01	9.20 ± 0.01	6.20 ± 0.02	0.07	-1.08	D
3456	05:54:07.18	+01:39:01.0	11.79 ± 0.02	11.02 ± 0.02	10.62 ± 0.02	9.81 ± 0.01	9.38 ± 0.01	8.90 ± 0.01	8.01 ± 0.01	4.84 ± 0.01	0.04	-0.77	D
3457	05:54:03.25	+01:40:26.4	... ± ± ± ...	7.92 ± 0.01	7.62 ± 0.01	6.52 ± 0.01	6.31 ± 0.01	2.42 ± 0.01	...	-0.79	D
3458	05:54:01.88	+01:40:27.3	10.62 ± 0.03	9.90 ± 0.03	9.58 ± 0.02	9.28 ± 0.01	9.12 ± 0.01	8.97 ± 0.01	8.40 ± 0.01	3.78 ± 0.02	0.02	-1.84	D
3459	05:54:02.01	+01:40:55.9	12.57 ± 0.02	11.84 ± 0.02	11.36 ± 0.02	10.66 ± 0.01	10.32 ± 0.01	9.94 ± 0.01	9.21 ± 0.01	6.59 ± 0.02	0.00	-1.18	D
3460	05:54:12.34	+01:42:35.5	... ± ± ± ...	12.60 ± 0.01	11.35 ± 0.01	10.51 ± 0.01	9.67 ± 0.01	3.36 ± 0.01	...	0.47	P
3461	05:54:20.31	+01:42:51.7	12.89 ± 0.04	11.98 ± 0.05	11.47 ± 0.03	10.54 ± 0.01	10.10 ± 0.01	9.54 ± 0.01	... ± ± ...	0.12	...	D
3462	05:54:09.13	+01:42:52.0	16.90 ± 0.20	14.24 ± 0.05	12.23 ± 0.03	11.10 ± 0.01	9.65 ± 0.01	8.71 ± 0.01	7.78 ± 0.01	3.50 ± 0.01	1.24	0.89	P
3463	05:54:20.80	+01:42:55.7	12.82 ± 0.03	11.41 ± 0.03	10.73 ± 0.02	9.57 ± 0.01	9.17 ± 0.01	8.61 ± 0.01	7.57 ± 0.01	2.80 ± 0.01	0.65	-0.53	D
3464	05:54:56.97	+01:42:56.2	14.65 ± 0.04	13.27 ± 0.03	12.14 ± 0.02	10.16 ± 0.01	9.34 ± 0.01	8.50 ± 0.01	7.47 ± 0.01	3.55 ± 0.01	0.27	0.26	P
3465	05:54:20.10	+01:42:56.7	10.70 ± 0.03	9.72 ± 0.03	9.15 ± 0.03	8.32 ± 0.01	7.95 ± 0.01	7.48 ± 0.01	6.51 ± 0.01	3.33 ± 0.02	0.16	-0.76	D

Table 1—Continued

Index	R.A. ^a	Decl. ^a	J	H	K_S	[3.6]	[4.5]	[5.8]	[8.0]	[24]	A_K ^b	α_{IRAC} ^c	Class
3466	05:54:04.53	+01:42:59.2	13.62 ± 0.04	11.80 ± 0.04	10.26 ± 0.03	8.15 ± 0.01	7.85 ± 0.01	6.80 ± 0.01	6.11 ± 0.01	2.73 ± 0.01	0.52	-0.34	D
3467	05:54:03.57	+01:43:56.5	14.45 ± 0.03	13.37 ± 0.03	12.69 ± 0.03	11.97 ± 0.01	11.62 ± 0.01	11.18 ± 0.01	10.55 ± 0.01	8.17 ± 0.08	0.20	-1.19	D
3468	05:53:58.69	+01:44:09.3	10.52 ± 0.02	9.46 ± 0.02	8.70 ± 0.02	7.25 ± 0.01	6.68 ± 0.01	6.23 ± 0.01	5.29 ± 0.01	2.40 ± 0.02	0.11	-0.62	D
3469	05:54:24.25	+01:44:19.4	... ± ± ± ± ± ± ± ...	5.99 ± 0.02	RP
3470	05:54:25.73	+01:44:37.7	... ± ± ± ...	14.80 ± 0.04	13.82 ± 0.04	13.22 ± 0.06	12.65 ± 0.07	... ±	-0.41	D
3471	05:54:53.77	+01:47:09.9	16.55 ± 0.15	15.12 ± 0.09	13.82 ± 0.06	12.48 ± 0.01	11.15 ± 0.01	10.06 ± 0.01	9.02 ± 0.01	3.58 ± 0.01	0.21	1.11	P
3472	05:54:32.16	+01:48:07.2	... ± ± ...	14.76 ± 0.11	12.01 ± 0.01	10.50 ± 0.01	9.63 ± 0.01	8.58 ± 0.01	4.05 ± 0.01	...	0.99	P
3473	05:54:18.41	+01:49:03.4	... ± ± ± ...	15.16 ± 0.03	13.81 ± 0.01	13.31 ± 0.06	12.21 ± 0.04	6.11 ± 0.02	...	0.38	P
3474	05:54:20.05	+01:50:42.8	... ± ± ± ...	14.20 ± 0.01	13.27 ± 0.01	13.04 ± 0.04	12.57 ± 0.04	4.85 ± 0.02	...	-1.09	P
3475	05:54:30.41	+01:50:59.6	12.24 ± 0.02	11.55 ± 0.03	11.13 ± 0.02	10.60 ± 0.01	10.27 ± 0.01	9.90 ± 0.01	9.15 ± 0.01	6.25 ± 0.02	0.00	-1.18	D
3476	05:54:26.69	+01:52:15.5	12.69 ± 0.02	11.06 ± 0.08	9.93 ± 0.04	8.70 ± 0.01	8.40 ± 0.01	7.78 ± 0.01	7.05 ± 0.01	... ± ...	0.60	-0.88	D
3477	05:54:26.96	+01:52:17.5	12.47 ± 0.06	11.26 ± 0.03	10.57 ± 0.02	9.64 ± 0.01	9.12 ± 0.01	8.50 ± 0.01	7.67 ± 0.01	3.03 ± 0.02	0.37	-0.56	D
3478	05:54:36.26	+01:53:54.0	16.33 ± 0.13	15.75 ± 0.15	... ± ...	15.42 ± 0.02	14.97 ± 0.03	14.81 ± 0.17	13.23 ± 0.08	6.12 ± 0.02	...	-0.43	D
3479	05:54:40.15	+01:54:20.4	... ± ± ± ...	14.94 ± 0.01	14.33 ± 0.02	13.94 ± 0.08	... ± ±	D

^aJ2000 coordinates

^bOnly provided for sources with valid JHK_S or $HK[3.6][4.5]$ photometry.

^cExtinction is not accounted for in these values. High extinction can bias α_{IRAC} to higher values.