

Possible new phenomenology in turbostratic graphene bilayer as a solid-state realization of a two-brane world model

Michaël Sarrazin^{1,*} and Fabrice Petit^{2,†}

¹*Research Center in Physics of Matter and Radiation (PMR), Department of Physics, University of Namur (FUNDP), 61 rue de Bruxelles, B-5000 Namur, Belgium*

²*BCRC (Member of EMRA), 4 avenue du gouverneur Cornez, B-7000 Mons, Belgium*

It is suggested that two turbostratic graphene layers can be described through a formalism previously introduced for the study of braneworlds in high energy physics. It is demonstrated that any graphene bilayer can be conveniently described as a noncommutative two-sheeted (2+1) spacetime. The model Hamiltonian contains a coupling term connecting the two layers which is a reminiscent of the coupling which may exist between two braneworlds at a quantum level. In the present case, this term is related to a $K - K'$ intervalley coupling. Phenomenological consequences are emphasized such as exciton swapping between the two graphene sheets. An experimental device is suggested to study this possible new effect. If demonstrated, this effect could lead to new technological applications. Incidentally, this demonstration could be also an indirect way to test the braneworld hypothesis.

PACS numbers: 72.80.Vp, 78.67.Wj, 11.25.Wx, 02.40.Gh

Introduction.— In the last few years, graphene has taken a growing importance in solid states physics [1–19]. Indeed, it is an amazing case of two-dimensional carbon crystal, and its remarkable properties make it a strategic materials for future nanotechnologies. From a fundamental and theoretical point of view, graphene is also a solid-state realization of a (2 + 1) spacetime in which massless fermions live. Thus, graphene is a remarkable tool to experiment some theoretical concepts of low-dimensional electrodynamics and quantum dynamics [10–14]. Graphene could be also an efficient tool to test some theoretical ideas from high energy physics. During the last two decades, the possibility that our observable (3+1)-dimensional Universe could be a sheet (a 3–brane or braneworld) embedded in a ($N+1$)-dimensional spacetime (called the bulk, with $N > 3$) has received a lot of attention [20]. Such an exotic concept appears very productive while one tries to solve puzzling problems that escape from the scope of the Standard Model of particles [20]. Nevertheless, braneworld models remains complex, especially if one tries to extract realistic solutions that can be confronted with experiments. However, in recent papers, a mathematical and physical tool was introduced to simplify the study of a universe made of two branes [21–24]. At low energies, the quantum dynamics of Dirac fermions in such a two-world can be rigorously described by a more simple and equivalent model that corresponds to a two-sheeted spacetime in the formalism of the noncommutative geometry [21, 22]. The model reveals a coupling term in the Hamiltonian which connects the two branes: particles endowed with a magnetic moment undergo Rabi oscillations between those worlds under the influence of a magnetic vector potential [21–24].

On another hand, recent works on graphene underline the importance of electronic transport in turbostratic bilayers [3–8]. Since a graphene sheet can be considered as

2–brane embedded in a (3 + 1) bulk, a graphene bilayer could be a solid-state realization of a universe containing two branes (a two-brane world). In the present paper, we show that this analogy is well-sounded and demonstrate the possibility to apply our noncommutative geometry tool to study a graphene bilayer. This approach suggests that exciton swapping may occur between the two layers. Thus possibly new experimental phenomenon would be a solid-state counterpart of the particle oscillations predicted in brane theory [21–24]. In the following, we recall the basic assumptions underlying the description of electron and hole in graphene through a Dirac formalism. Next, we present our model of fermion dynamics in a two-sheeted noncommutative spacetime and its adaptation to describe a set of two graphene layers through a tight-binding formalism. Next, we show that two turbostratic graphene layers are a prerequisite to get a $K - K'$ intervalley coupling between two perfect graphene layers in mutual interaction. This coupling may result in exciton swapping between the two layers. An experimental device is finally suggested to investigate this possibly new effect.

Graphene electronic properties.— Graphene is a one-atom thick layer made of sp^2 carbon atoms in an hexagonal lattice arrangement (Fig.1a) [1, 2]. Self-supported ideal graphene is a zero-gap semiconductor. In the vicinity of the six corners (called Dirac points) of the two-dimensional hexagonal Brillouin zone (Fig.1b), the electronic dispersion relation is linear for low energies (Fig.1c). Electrons (and holes) can be then described by a Dirac equation for massless spin-1/2 particles in an effective (2 + 1) spacetime [2]. While massless Dirac fermions propagate at the speed of light in the (3 + 1) Minkowski spacetime, in graphene the effective massless Dirac fermions propagates at the Fermi velocity ($v_F \approx 10^6$ m·s⁻¹ in the present case). From this point of view,

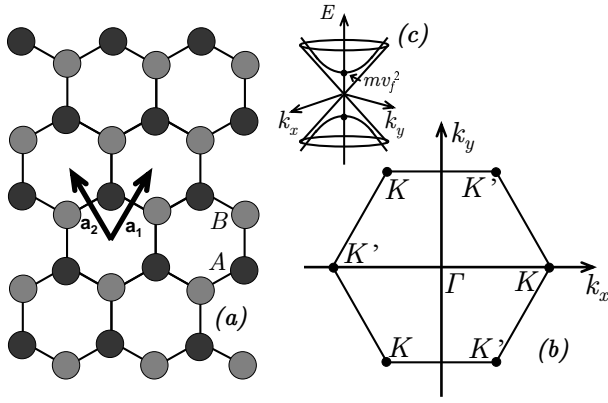


FIG. 1: a: Hexagonal lattice of graphene with the two sublattices A and B. a_1 and a_2 are the vectors of the unit cell. b: Brillouin zone of the hexagonal lattice. c: Energy behavior in the vicinity of the Dirac points K and K'

graphene can be seen as a low-dimensionality analogy of a braneworld. As a consequence, electrons and holes on a graphene layer can be described through an effective Dirac equation whose Hamiltonian is given by:

$$H_{\pm} = -i\hbar v_F(\sigma_1 \partial_x \pm \sigma_2 \partial_y) + mv_f^2 \sigma_3 \quad (1)$$

where "+" (respectively "-") refers to the K (respectively K') point of the Brillouin zone of the graphene hexagonal structure (Fig.1a). σ_k ($k = 1, 2, 3$) are the usual Pauli matrices. For a self-supported graphene sheet the mass term m is equal to zero and electrons (and holes) behave as relativistic quasiparticles. Nevertheless m can differ from zero for instance, in the case of a sheet deposited on a substrate [15]. Using $m \rightarrow mv_F/\hbar$ and $(v_F t, x, y) = (x_0, x_1, x_2)$, from Eq. (1) it is possible to conveniently describe the electron (or hole) dynamics through an effective Dirac equation such that [2]:

$$(i\gamma^\eta \partial_\eta - m)\psi = 0 \quad (2)$$

with $\eta = 0, 1, 2$ and

$$\gamma^0 = \begin{pmatrix} \sigma_3 & 0 \\ 0 & \sigma_3 \end{pmatrix}, \quad \gamma^1 = \begin{pmatrix} i\sigma_2 & 0 \\ 0 & i\sigma_2 \end{pmatrix}, \quad \gamma^2 = \begin{pmatrix} -i\sigma_1 & 0 \\ 0 & i\sigma_1 \end{pmatrix} \quad (3)$$

such that $\{\gamma^\eta, \gamma^\vartheta\} = 2g^{\eta\vartheta}$ ($\eta, \vartheta = 0, 1, 2$) with $g^{\eta\vartheta} = \text{diag}(1, -1, -1)$. The wave function is defined as $\psi = \begin{pmatrix} \chi \\ \theta \end{pmatrix}$ where χ (respectively θ) is related to the wave function on K (respectively K'). In addition, χ (respectively θ) can be written as $\chi = \begin{pmatrix} \chi_A \\ \chi_B \end{pmatrix}$ (respectively $\theta = \begin{pmatrix} \theta_A \\ \theta_B \end{pmatrix}$) where A and B are related to the two sublattices, i.e. the graphene sheets (see fig.1a).

It can be noticed that the above (2+1)-Dirac equation can be easily extended to its (3+1)-Dirac version. γ^3 and

γ^5 matrices (such as $\gamma^5 = i\gamma^0\gamma^1\gamma^2\gamma^3$) can be introduced and we may consider for instance:

$$\gamma^3 = \begin{pmatrix} 0 & -\sigma_1 \\ \sigma_1 & 0 \end{pmatrix}, \quad -i\gamma^5 = \begin{pmatrix} 0 & i\sigma_1 \\ i\sigma_1 & 0 \end{pmatrix} \quad (4)$$

The Clifford algebra is verified since $\{\gamma^\mu, \gamma^\nu\} = 2g^{\mu\nu}$, $\{\gamma^5, \gamma^\nu\} = 0$ and $(-i\gamma^5)^2 = -\mathbf{1}$, where $g^{\mu\nu}$ is the four-dimensional metric tensor of the Minkowski spacetime ($\mu, \nu = 0, 1, 2, 3$). Note that the γ^3 and γ^5 matrices are interchangeable through substitutions $\gamma^3 \rightarrow i\gamma^5$ and $-i\gamma^5 \rightarrow \gamma^3$ which lead to equivalent descriptions. Moreover, it is well known that γ^5 can be also used to define a 5D Dirac equation as shown hereafter.

Two-layer graphene as a "noncommutative" two-sheeted spacetime.— Let us consider a graphene layer as a 3-brane, i.e. a 3D space sheet, for which one dimension (say x_3) is reduced to zero. We suggest to derive the graphene bilayer system description from the two-sheeted spacetime model introduced in previous works [21–24] by making $x_3 \rightarrow 0$.

Previously, the relevance of the two-sheeted approach was rigorously demonstrated for braneworlds described by domain walls [21]. Indeed, when one studies the low-energy dynamics of a spin-1/2 particle in a two-brane Universe, the quantum dynamics of this particle is equivalent to the behavior it would have in a noncommutative two-sheeted spacetime [21].

Specifically, a two-sheeted spacetime corresponds to the product of a four-dimensional continuous manifold with a discrete two-point space and can be seen as a 5D universe with a fifth dimension reduced to two points with coordinates $\pm\delta/2$ (both sheets are separated by a phenomenological distance δ). Mathematically, the model relies on a bi-euclidean space $X = M_4 \times Z_2$ in which any smooth function belong to the algebra $A = C^\infty(M) \oplus C^\infty(M)$ and can be adequately represented by a 2×2 diagonal matrix $F = \text{diag}(f_1, f_2)$. In the noncommutative formalism, the expression of the exterior derivative $D = d + Q$, where d acts on M_4 and Q on the Z_2 internal variable, has been given by Connes [25]: $D : (f_1, f_2) \rightarrow (df_1, df_2, g(f_2 - f_1), g(f_1 - f_2))$ with $g = 1/\delta$. Viet and Wali [26] have proposed a representation of D acting as a derivative operator and fulfilling the above requirements. Due to the specific geometrical structure of the bulk, this operator is given by:

$$D_\mu = \begin{pmatrix} \partial_\mu & 0 \\ 0 & \partial_\mu \end{pmatrix}, \quad \mu = 0, 1, 2, 3 \quad \text{and} \quad D_5 = \begin{pmatrix} 0 & g \\ -g & 0 \end{pmatrix} \quad (5)$$

where the term g acts as a finite difference operator along the discrete dimension. Using (5), one can build the Dirac operator defined as $\mathcal{D} = \Gamma^N D_N = \Gamma^\mu D_\mu + \Gamma^5 D_5$. It is then convenient to consider the following extension of the gamma matrices (by using the Hilbert space of

spinors [25]):

$$\Gamma^\mu = \begin{pmatrix} \gamma^\mu & 0 \\ 0 & \gamma^\mu \end{pmatrix} \text{ and } \Gamma^5 = \begin{pmatrix} \gamma^5 & 0 \\ 0 & -\gamma^5 \end{pmatrix} \quad (6)$$

In the present work, γ^μ and $\gamma^5 = i\gamma^0\gamma^1\gamma^2\gamma^3$ are the Dirac matrices defined by relations (3) and (4) relevant for graphene. We can therefore introduce a mass term $M = m\mathbf{1}_{8 \times 8}$ as in the standard Dirac equation. The two-sheeted Dirac equation then writes [21–23]:

$$\begin{aligned} \not{D}_{dirac}\Psi &= (i\not{D} - M)\Psi = (i\Gamma^N D_N - M)\Psi = \\ &= \begin{pmatrix} i\gamma^\mu\partial_\mu - m & ig\gamma^5 \\ ig\gamma^5 & i\gamma^\mu\partial_\mu - m \end{pmatrix} \begin{pmatrix} \psi_\alpha \\ \psi_\beta \end{pmatrix} = 0 \end{aligned} \quad (7)$$

with $\Psi = \begin{pmatrix} \psi_\alpha \\ \psi_\beta \end{pmatrix}$ the two-sheeted wave function. In this notation, the indices “ α ” and “ β ” discriminate each sheet [21–23], i.e. each graphene layer when $x_3 \rightarrow 0$. Each component of the wave function ψ is then the probability amplitude of the electron (or hole) in each graphene sheet. It is important to point out the Lagrangian term:

$$\mathcal{L}_c = \bar{\Psi}i\Gamma^5 D_5\Psi \quad (8)$$

which ensures the coupling between each graphene layer through $K - K'$ processes as explained hereafter. This \mathcal{L}_c term is the main reason for this paper as it allows particle swapping between the graphene layers.

Let us now introduce the effect of an electromagnetic field, i.e. an $U(1)$ gauge field. To be consistent with the two-sheeted structure of the Dirac field Ψ in Eq. (7), the usual $U(1)$ electromagnetic gauge field should be replaced by an extended $U(1) \otimes U(1)$ gauge field [21–23]. Nevertheless, in the present work, we assume that electromagnetic field sources are out of the graphene layers. The group representation $G = \text{diag}(\exp(-iq\Lambda_\alpha), \exp(-iq\Lambda_\beta))$ is therefore reduced to $G = \text{diag}(\exp(-iq\Lambda), \exp(-iq\Lambda))$. We are looking for an appropriate gauge field such that the covariant derivative becomes $\not{D}_A \rightarrow \not{D} + \not{A}$ with the gauge transformation rule $\not{A}' = G\not{A}G^\dagger - iG[\not{D}_{dirac}, G^\dagger]$. A convenient choice is [21–23]

$$\not{A} = \begin{pmatrix} iq\gamma^\mu A_\mu^\alpha & 0 \\ 0 & iq\gamma^\mu A_\mu^\beta \end{pmatrix} \quad (9)$$

According to the appropriate covariant derivative, the introduction of the gauge field in Eq. (7) leads to [21–23]

$$\begin{pmatrix} i\gamma^\mu(\partial_\mu + iqA_\mu^\alpha) - m & ig\gamma^5 \\ ig\gamma^5 & i\gamma^\mu(\partial_\mu + iqA_\mu^\beta) - m \end{pmatrix} \begin{pmatrix} \psi_\alpha \\ \psi_\beta \end{pmatrix} = 0 \quad (10)$$

Of course, for graphene sheets, we have $x_3 = 0$ which corresponds to two bidimensional sheets instead of three-dimensional space sheets.

K - K' couplings in turbostratic graphene layers. – Let us now suggest a heuristic argument to justify the use of

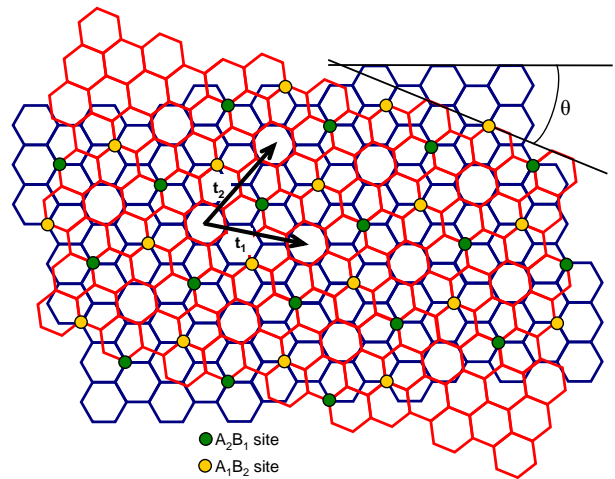


FIG. 2: Sketch of the two turbostratic graphene layers under consideration. Both sheets are rotated with respect to each other with an angle $\theta \approx 21.787^\circ$. \mathbf{t}_1 and \mathbf{t}_2 are the vectors of the Moiré unit cell.

our brane model for studying the graphene properties. A full demonstration of this statement is likely well beyond the scope of this paper but simple arguments suffice to be convinced by the analogy graphene bilayer/two-sheeted spacetime. In the braneworld approach, we have simply to consider the interaction between one fermion and domain walls described by a scalar field [21]. By contrast, a bilayer graphene is formally a many-body problem. Therefore we should normally consider the whole dynamics of carbon atoms and their electrons. This would be a very complicated task of course. Anyway, the existence of coupling terms proportional to g is straightforward for turbostratic graphene layers. When two graphene layers are twisted with respect to each other, a typical Moiré pattern can be observed [3–8] (Fig.2). This occurs when both layers are commensurate, i.e. when two specific kind of atoms of each layer can be superimposed periodically [3–8]. The Moiré pattern can be then described through a periodic unit cell defined by vectors \mathbf{t}_1 and \mathbf{t}_2 (see Fig.2) and can only exist for a specific rotation angle $\theta = \theta_{p,q}$ (with $p, q \in \mathbb{N}$) between both layers.

Let us define $\mathbf{a}_1 = a_0(1/2, \sqrt{3}/2)$ and $\mathbf{a}_2 = a_0(-1/2, \sqrt{3}/2)$ the vectors of the real space which define the unit cell of the first graphene layer (see Fig.1a). a_0 is the lattice parameter. Two kinds of commensurate structures can be considered [3, 4]. The first one is such that the vectors of the Moiré unit cell are $\mathbf{t}_1 = p\mathbf{a}_1 + (p+q)\mathbf{a}_2$ and $\mathbf{t}_2 = -(p+q)\mathbf{a}_1 + (2p+q)\mathbf{a}_2$ such that $\text{gcd}(q, 3) = 1$. The second case is such that $\mathbf{t}_1 = (p+q/3)\mathbf{a}_1 + (q/3)\mathbf{a}_2$ and $\mathbf{t}_2 = -(q/3)\mathbf{a}_1 + (p+2q/3)\mathbf{a}_2$ with $\text{gcd}(q, 3) = 3$. In both case, the rotation angle $\theta_{p,q}$ between both sheets is given by [3, 4]:

$$\cos \theta_{p,q} = \frac{3p^2 + 3pq + q^2/2}{3p^2 + 3pq + q^2} \quad (11)$$

In the first layer, the first K Dirac cone is located at $\mathbf{K} = (4\pi/(3a_0))(1, 0)$ while the K' Dirac cone is at $\mathbf{K}' = -\mathbf{K}$. By contrast, in the second layer, due to the rotation the K Dirac cone is located at $\mathbf{K}^\theta = (4\pi/(3a_0))(\cos\theta, \sin\theta)$ whenever the K' Dirac cone is at $\mathbf{K}^{\theta'} = -\mathbf{K}^\theta$ [3, 4]. Let \mathbf{G}_1 and \mathbf{G}_2 be the vectors of the unit cell of the reciprocal lattice of the Moiré pattern. Obviously, the Moiré pattern can be responsible for coupling between valleys of each layer [3–8]. Indeed, we get

$$\mathbf{G} = \mathbf{K} - \mathbf{K}^\theta = -(\mathbf{K}' - \mathbf{K}'^\theta) \quad (12)$$

for $K - K$ couplings, and

$$\mathbf{G}_c = \mathbf{K} - \mathbf{K}'^\theta = -(\mathbf{K}' - \mathbf{K}^\theta) \quad (13)$$

for $K - K'$ couplings. When $\gcd(q, 3) = 1$, then $\mathbf{G} = -(q/3)(2\mathbf{G}_1 + \mathbf{G}_2)$ and $\mathbf{G}_c = -(2p + q)\mathbf{G}_2$. While, when $\gcd(q, 3) = 3$, then $\mathbf{G} = -(q/3)(\mathbf{G}_1 + \mathbf{G}_2)$ and $\mathbf{G}_c = (1/3)(2p + q)(\mathbf{G}_1 - \mathbf{G}_2)$. The greater \mathbf{G} and \mathbf{G}_c are, the weaker the couplings are. As a consequence, one should consider the lowest values of p and q . A similar consideration leads us to expect that $K - K$ interlayer couplings are usually stronger than the $K - K'$ ones. Then, for the purposes of our study, it should be relevant to consider a structure which can suppress the $K - K$ couplings while enhancing the $K - K'$ interlayer couplings. We may consider for instance the case such that $\gcd(q, 3) = 1$ with $q = 1$. Indeed, in that case $\mathbf{G} = -(1/3)(2\mathbf{G}_1 + \mathbf{G}_2)$ is not a vector of the reciprocal lattice. By contrast $\mathbf{G}_c = -(2p + 1)\mathbf{G}_2$ is always a vector of the reciprocal lattice and is such that $G_c \approx 2K$ whatever p . The first relevant value to be considered is then $p = 1$. In this case, $\theta_{1,1} \approx 21.787^\circ$ and we obtain the specific structure shown in Fig.2.

In a tight-binding approach it is possible to define the operator $a_{\alpha(\beta),j}^\dagger$ (respectively $a_{\alpha(\beta),j}$) which creates an electron (a hole) on the site j of the sublattice "A" on the α graphene layer (or the β graphene layer). The same convention is used for the sublattice "B". If one considers the interlayer coupling, one gets for the turbostratic system [3–8]:

$$H_c = - \sum_j t_{AB,j} a_{\alpha,j}^\dagger b_{\beta,j} - \sum_j t_{BA,j} b_{\alpha,j}^\dagger a_{\beta,j} + H.c. \quad (14)$$

where the energies $t_{uv,j}$ (with $u = A, B$ and $v = A, B$) are related to the interlayer hopping between the nearest sites of each layer. This dependence of $t_{uv,j}$ vs. the location j is very specific for two turbostratic graphene layers. In the structure considered here, we can see that no AA site exists by contrast to the AB sites (Fig.2). We then assume that $t_{AA,j} \approx t_{BB,j} \approx 0$. In addition, $t_{AB}(\mathbf{R}_j) = t_{AB,j} = -t'$ when $\mathbf{R}_j = (2/3)(\mathbf{t}_1 + \mathbf{t}_2) + (n\mathbf{t}_1 + m\mathbf{t}_2)$ (with $\mathbf{t}_1 = \mathbf{a}_1 + 2\mathbf{a}_2$ and $\mathbf{t}_2 = -2\mathbf{a}_1 + 3\mathbf{a}_2$) and $t_{BA}(\mathbf{R}_j) = t_{BA,j} = -t'$ when $\mathbf{R}_j = (1/3)(\mathbf{t}_1 + \mathbf{t}_2) +$

$(n\mathbf{t}_1 + m\mathbf{t}_2)$, with $n, m \in \mathbb{N}$. $t_{AB,j}$ and $t_{BA,j}$ are equal to zero elsewhere. We use the following Fourier transform of the operators:

$$a_{\alpha(\beta)}(\mathbf{r}_j) = a_{\alpha(\beta),j} = \sum_{\mathbf{k}} \frac{1}{\sqrt{N}} a_{\alpha(\beta),\mathbf{q}_k} e^{i\mathbf{r}_j \cdot \mathbf{q}_k^{\alpha(\beta)}} \quad (15)$$

with a similar convention for $b_{\alpha(\beta),j}$ and $t_{uv,j}$. $\mathbf{q}_k^{\alpha(\beta)}$ are vectors of the reciprocal lattice of graphene sheet α (or β). Let us consider a single particle state with momentum \mathbf{k} such that we can consider the restricted Fourier representation of the Hamiltonian: $H_c = H_{c,\mathbf{K}+\mathbf{k}} + H_{c,\mathbf{K}'+\mathbf{k}} + H_{c,\mathbf{K}^\theta+\mathbf{k}} + H_{c,\mathbf{K}^{\theta'}+\mathbf{k}}$ such that $H_c = \Psi^\dagger \mathcal{H}_c \Psi$ with

$$\mathcal{H}_c = -t' \sigma_1 \otimes \gamma^5 \quad (16)$$

and

$$\begin{aligned} \Psi^t &= (a_{\alpha,K} \ b_{\alpha,K} \ a_{\alpha,K'} \ b_{\alpha,K'} \ a_{\beta,K} \ b_{\beta,K} \ a_{\beta,K'} \ b_{\beta,K'}) \\ &\sim (\psi_\alpha^t \ \psi_\beta^t) \end{aligned} \quad (17)$$

Using the above notations, and after a convenient SU(2) rotation such that $b \rightarrow ib$, the Lagrangian term related to \mathcal{H}_c in Dirac notation becomes $\mathcal{L}_c = \bar{\Psi} i \Gamma^5 D_5 \Psi$, i.e. Eq. (8) related to Eq. (7). Here g can be defined as $g = t'/\hbar v_F$.

Phenomenology of the model.— Following previous works [21–23], we focus on the nonrelativistic limit of our Dirac like equation. Defining $\nabla = (\partial_1, \partial_2)$, $\mathbf{A} = (A_1, A_2)$, $\sigma = (\sigma_1, \sigma_2)$ and $B_3 = \partial_1 A_2 - \partial_2 A_1$ and using: $F_{A(B)} = \begin{pmatrix} \chi_{A(B)} \\ \theta_{A(B)} \end{pmatrix}$, and following the well-known standard procedure, a two-layer Pauli equation can be derived from Eq. (10) [21–24]:

$$i\hbar \frac{\partial}{\partial t} \begin{pmatrix} F_{A,\alpha} \\ F_{A,\beta} \end{pmatrix} = \{ \mathbf{H}_0 + \mathbf{H}_{cm} + \mathbf{H}_c \} \begin{pmatrix} F_{A,\alpha} \\ F_{A,\beta} \end{pmatrix} \quad (18)$$

where $F_{A,\alpha}$ and $F_{A,\beta}$ correspond to the wave functions in the (α) and (β) graphene layers respectively. The Hamiltonian \mathbf{H}_0 is a block-diagonal matrix such that $\mathbf{H}_0 = \text{diag}(\mathbf{H}_\alpha, \mathbf{H}_\beta)$, where each block is simply the effective Pauli Hamiltonian expressed in each layer [21–24]:

$$\mathbf{H}_{\alpha(\beta)} = -\frac{\hbar^2}{2m} \left(\nabla - i \frac{q}{\hbar} \mathbf{A}_{\alpha(\beta)} \right)^2 + \mu_3 B_{3,\alpha(\beta)} + V_{\alpha(\beta)} \quad (19)$$

such that \mathbf{A}_α and \mathbf{A}_β correspond to the magnetic vector potentials in the layers α and β respectively. The same convention is applied to the magnetic fields $\mathbf{B}_{\alpha(\beta)}$ and to the potentials $V_{\alpha(\beta)}$. We set $\mu = \gamma(\hbar/2)\sigma$ where γ is the gyromagnetic ratio and μ the magnetic moment of the particle. With this choice, the present approach can be extended to any particle endowed with a magnetic moment.

In addition to these usual terms, the two-layer graphene Hamiltonian comprises also a new specific term

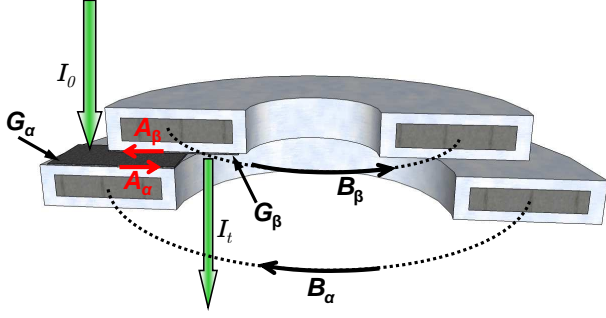


FIG. 3: Sketch of a feasible experimental device made of two coaxial shielded annular magnets, with different inner and outer diameters, covered by an insulating material. Two magnetic fields (B_α and B_β) turn around the symmetry axis of the magnets and are opposite. Two graphene layers (G_α and G_β) are considered, each one deposited on a face of a magnet. The geometry of the device allows the existence of two opposite magnetic vector potentials (A_α and A_β), each one in the vicinity of a graphene layer. I_0 is the intensity of the electromagnetic wave which pumps excitons on G_α . I_t is the intensity of the light resulting from excitonic decays on G_β .

[21–24]:

$$\mathbf{H}_{cm} = \begin{pmatrix} 0 & -ig\mu \cdot \{\mathbf{A}_\alpha - \mathbf{A}_\beta\} \\ ig\mu \cdot \{\mathbf{A}_\alpha - \mathbf{A}_\beta\} & 0 \end{pmatrix} \quad (20)$$

\mathbf{H}_{cm} is obviously not conventional and describes the coupling of the layers through electromagnetic fields. It vanishes for null magnetic vector potentials. Intuitively, the coupling generated by this term will imply Rabi like oscillations of electrons or holes between both graphene sheets due to the electronic delocalization.

Exciton swapping between two graphene layers.— Guided by the previous equations, we now suggest an experimental approach for testing those Rabi like oscillations between two graphene layers. An incident electromagnetic wave with a convenient energy can excite an electron-hole bounded state (i.e. an exciton) [16–19] on a first graphene layer (G_α). We assume that such an excitonic state is endowed with a magnetic moment μ . One can then expect to induce a coupling through \mathbf{H}_{cm} between G_α and a second graphene layer G_β leading to a swapping of the exciton from G_α towards G_β . Afterwards, the exciton decay on the second layer could be recorded. The required magnetic vector potentials can be produced with the following device. Let us consider two coaxial shielded annular magnets, with different inner and outer diameters, covered by an insulating material (see Fig.3). Both magnetic fields (B_α and B_β) turn around the symmetry axis of the magnets and are opposite. Two graphene layers (G_α and G_β) are considered, each one deposited on a face of a magnet (see Fig.3). The insulators are the substrates on which the graphene layers are deposited. This allows a gated graphene leading to electron and hole that share the same effective mass

[15]. The geometry of the device leads to two opposite magnetic vector potentials (A_α and A_β), each one in the vicinity of a graphene layer.

The excitonic swapping can be described as it follows. One looks for a wave function of the exciton of the form:

$$\begin{aligned} |\Phi(t)\rangle &= \begin{pmatrix} F_{A,\alpha}(t) \\ F_{A,\beta}(t) \end{pmatrix} \\ &= a_\alpha(t) \begin{pmatrix} \Psi_s \\ 0 \end{pmatrix} + a_\beta(t) \begin{pmatrix} 0 \\ \Psi_s \end{pmatrix} \end{aligned} \quad (21)$$

with $|\Phi(t=0)\rangle = \begin{pmatrix} \Psi_s \\ 0 \end{pmatrix}$ and where it is assumed that $\mu\Psi_s = \pm\mu\Psi_s$, i.e. Ψ_s is an eigenstate of μ with a eigenvalue different from zero. Putting Eq. (21) into the Pauli equation (18) leads to the following system of coupled differential equations:

$$\frac{d}{dt}a_\alpha = -\kappa a_\beta - \Gamma_0 a_\alpha + \Gamma_i a_\alpha \quad (22)$$

and

$$\frac{d}{dt}a_\beta = \kappa a_\alpha - \Gamma_0 a_\beta \quad (23)$$

with $\kappa = \mu g (A_\alpha - A_\beta) / \hbar$. Γ_0 is the exciton decay rate conveniently introduced in the equations in agreement with the lifetime of the exciton. Let \mathcal{N}_0 be the number of excitons on the graphene layer α at $t=0$ (i.e. $\mathcal{N}_0 = |a_\alpha(t=0)|^2$). The layer is continuously supplied with new excitons thanks to an incident photon flux. Γ_i is then the number of new excitons created per second and we assume that $\Gamma_i > \Gamma_0$. The number of excitons in the second graphene layer is $\mathcal{N}_\beta = |a_\beta|^2$. It is also expected that $\kappa \ll \Gamma_0$. For an extremely weak incident flux of photons, i.e. $0 \leq \Gamma_i < 2\kappa$, we get:

$$\mathcal{N}_\beta = \mathcal{N}_0 \frac{4\kappa^2}{4\kappa^2 - \Gamma_i^2} e^{-(2\Gamma_0 - \Gamma_i)t} \sin^2 \left\{ (1/2) \sqrt{4\kappa^2 - \Gamma_i^2} t \right\} \quad (24)$$

which is a quickly damped solution with a weak practical interest (if $2\Gamma_0 \leq \Gamma_i$ the exponential term would be enhanced, but then it requires $\Gamma_0 < \kappa$). By contrast, if $2\kappa < \Gamma_i$, one obtains:

$$\mathcal{N}_\beta = \mathcal{N}_0 \frac{4\kappa^2}{\Gamma_i^2 - 4\kappa^2} e^{-(2\Gamma_0 - \Gamma_i)t} \sinh^2 \left\{ (1/2) \sqrt{\Gamma_i^2 - 4\kappa^2} t \right\} \quad (25)$$

For a strong enough light beam intensity, i.e. $2\kappa \ll \Gamma_i$ one gets:

$$\mathcal{N}_\beta \sim \mathcal{N}_0 \frac{\kappa^2}{\Gamma_i^2} e^{-2(\Gamma_0 - \Gamma_i)t} \quad (26)$$

Eq. (26) describes an increasing number of excitons on the second graphene layer. The exponential term allows to compensate the weakness of κ . The excitons transferred from layer α to layer β are then detected through

an increasing number of recorded photons due to excitonic decay (see Fig.3).

Conclusion.— Using a theoretical approach previously considered to describe a Universe made of two braneworlds [21–24], we proposed a theoretical description of the phenomenology of two turbostratic graphene sheets. We have shown that the transfer of excitons between the two sheets is allowed for some specific electromagnetic conditions. While the excitons are produced by incident light on the first graphene layer, photons could be recorded in front of the second graphene layer where the swapped exciton decays. Such a system is a solid-state realization of a two-brane Universe, for which it has been shown that matter swapping between two braneworlds could occur [21–24]. As a consequence, any experimental evidence of this effect in graphene bilayers would be relevant in the outlook of braneworld studies.

The authors are grateful to Philippe Lambin, Luc Henrard and Nicolas Reckinger for useful discussions and comments.

* Electronic address: michael.sarrazin@fundp.ac.be

† Electronic address: f.petit@bcrb.be

- [1] K.S. Novoselov, A.K. Geim, S.V. Morozov, D. Jiang, M.I. Katsnelson, I.V. Grigorieva, S.V. Dubonos, A.A. Firsov, *Nature* **438** (2005) 197, arXiv:cond-mat/0509330 [cond-mat.mes-hall].
- [2] A. H. Castro Neto, F. Guinea, N. M. R. Peres, K. S. Novoselov, A. K. Geim, *Rev. Mod. Phys.* **81** (2009) 109, arXiv:0709.1163 [cond-mat.other].
- [3] J.M.B. Lopes dos Santos, N.M.R. Peres, A.H. Castro Neto, *Phys. Rev. Lett.* **99** (2007) 256802, arXiv:0704.2128 [cond-mat.mtrl-sci]; J.M.B. Lopes dos Santos, N.M.R. Peres, A.H. Castro Neto, arXiv:1202.1088 [cond-mat.mtrl-sci].
- [4] S. Shallcross, S. Sharma, E. Kandelaki, O. A. Pankratov, *Phys. Rev. B* **81** (2010) 165105, arXiv:0910.5811 [cond-mat.mtrl-sci].
- [5] R. Bistritzer, A.H. MacDonald, *Phys. Rev. B* **81** (2010) 245412, arXiv:1002.2983 [cond-mat.mes-hall].
- [6] E.J. Mele, *Phys. Rev. B* **81** (2010) 161405(R), arXiv:1001.5190 [cond-mat.mes-hall].
- [7] R. Bistritzer, A.H. MacDonald, *PNAS* **108** (2011) 12233, arXiv:1009.4203 [cond-mat.mes-hall].
- [8] G. Trambly de Laissardière, D. Mayou, L. Magaud, *Nano Lett.* **10** (2010) 804.
- [9] M. Mecklenburg, B.C. Regan, *Phys. Rev. Lett.* **106** (2011) 11680, arXiv:1003.3715 [cond-mat.mes-hall].
- [10] M. I. Katsnelson, K. S. Novoselov, *Solid State Commun.* **143** (2007) 3, arXiv:cond-mat/0703374 [cond-mat.mes-hall].
- [11] F. de Juan, A. G. Grushin, Maria A. H. Vozmediano, *Phys. Rev. B* **82** (2010) 125409, arXiv:1002.3111 [cond-mat.str-el].
- [12] M. I. Katsnelson, K. S. Novoselov, A. K. Geim, *Nature Phys.* **2** (2006) 620, arXiv:cond-mat/0604323 [cond-mat.mes-hall].
- [13] F.D.M. Haldane, *Phys. Rev. Lett.* **61** (1988) 2015.
- [14] G. W. Semenoff, *Phys. Rev. Lett.* **53** (1984) 2449.
- [15] S.Y. Zhou, D.A. Siegel, A.V. Fedorov, F. El Gabaly, A. K. Schmid, A.H. Castro Neto, A. Lanzara, *Nature Mat.* **7** (2008) 259, arXiv:0804.1818 [cond-mat.mtrl-sci].
- [16] R. Dillenschneider, J. H. Han, *Phys. Rev. B* **78** (2008) 045401, arXiv:0709.1230 [cond-mat.str-el].
- [17] I. Santos, P. K. Gogoi, H. B. Su, H. Huang, Y. Lu, D. Qi, W. Chen, M. A. Majidi, Y. P. Feng, A. T. S. Wee, K. P. Loh, T. Venkatesan, R. P. Saichu, A. Goos, A. Kotlov, M. Rübhausen, and A. Rusydi, *Phys. Rev. B* **84** (2011) 081403 (R), arXiv:1101.3060 [cond-mat.str-el].
- [18] A. Bostwick, T. Ohta, T. Seyller, K. Horn, E. Rotenberg, *Nature Physics* **3** (2007) 36.
- [19] N.M.R. Peres, R.M. Ribeiro, A.H. Castro Neto, *Phys. Rev. Lett.* **105** (2010) 055501, arXiv:1002.0464 [cond-mat.mes-hall].
- [20] V.A. Rubakov, M.E. Shaposhnikov, *Phys. Lett.* **125B**, 136 (1983); A. Lukas, B.A. Ovrut, K.S. Stelle, D. Waldram, *Phys. Rev. D* **59**, 086001 (1999), arXiv:hep-th/9803235; R. Davies, D. P. George, R. R. Volkas, *Phys. Rev. D* **77**, 124038 (2008), arXiv:0705.1584 [hep-ph]; Y.-X. Liu, L.-D. Zhang, L.-J. Zhang, Y.-S. Duan, *Phys. Rev. D* **78**, 065025 (2008), arXiv:0804.4553 [hep-th].
- [21] M. Sarrazin, F. Petit, *Phys. Rev. D* **81**, 035014 (2010), arXiv:0903.2498 [hep-th].
- [22] F. Petit, M. Sarrazin, *Phys. Lett. B* **612** (2005) 105, arXiv:hep-th/0409084.
- [23] M. Sarrazin, F. Petit, *Int. J. Mod. Phys. A* **22** (2007) 2629, arXiv:hep-th/0603194.
- [24] M. Sarrazin, G. Pignol, F. Petit, V. V. Nesvizhevsky, *Phys. Lett. B* **712** (2012) 213, arXiv:1201.3949 [hep-ph].
- [25] A. Connes, J. Lott, *Nucl. Phys.* **18B** (Proc. Suppl.) (1991) 29; A. Connes, *Non-Commutative Geometry* (Academic Press, San Diego, CA, 1994).
- [26] N. A. Viet, K. C. Wali, *Phys. Rev. D* **67** (2003) 124029, hep-th/0212062; N.A. Viet, K.C. Wali, *Int. J. Mod. Phys. A* **11** (1996) 533, hep-th/9412220.