

White Dwarf/M Dwarf Binaries as Single Degenerate Progenitors of Type Ia Supernovae

J. Craig Wheeler¹

wheel@astro.as.utexas.edu

ABSTRACT

Limits on the companions of white dwarfs in the single degenerate scenario for the origin of Type Ia supernovae (SN Ia) have gotten increasingly tight, yet igniting a nearly Chandrasekhar mass C/O white dwarf from a condition of near hydrostatic equilibrium provides compelling agreement with observed spectral evolution. The only type of non-degenerate stars that survive the tight limits, $M_V \gtrsim 8.4$ on the SNIa in SNR 0509-67.5 and $M_V \gtrsim 9.5$ in the remnant of SN 1572 are M dwarfs. While M dwarfs are observed in cataclysmic variables, they have special properties that have not been considered in most work on the progenitors of SN Ia: they have small but finite magnetic fields and they flare frequently. These properties are explored in the context of SNIa progenitors. White dwarf/M dwarf pairs may be sufficiently plentiful to provide, in principle, an adequate rate of explosions even with slow orbital evolution due to magnetic braking or gravitational radiation. Even modest magnetic fields on the white dwarf and M dwarf will yield adequate torques to lock the two stars together, resulting in a slowly rotating white dwarf, with the magnetic poles pointing at one another in the orbital plane. The mass loss will be channeled by a “magnetic bottle” connecting the two stars, landing on a concentrated polar area on the white dwarf. This enhances the effective rate of accretion compared to spherical accretion. Luminosity from accretion and hydrogen burning on the surface of the white dwarf may induce self-excited mass transfer. The combined effects of self-excited mass loss, polar accretion, and magnetic inhibition of mixing of accretion layers give possible means to beat the “nova limit” and grow the white dwarf to the Chandrasekhar mass even at rather moderate mass accretion rates.

Subject headings: cataclysmic variables, stars: low mass, stars: magnetic fields, supernovae: general, white dwarfs

1. Introduction

There are two principal scenarios for producing Type Ia supernovae (SN Ia): in the single-degenerate (SD) model, mass is transferred from a non-degenerate star onto a white dwarf (Wheeler

¹Department of Astronomy, University of Texas at Austin, Austin, TX, USA.

& Hansen 1971; Whelan & Iben 1973); in the the double-degenerate (DD) model, two white dwarfs merge (Tutikov & Yungelson 1979; Iben & Tutukov 1984; Webbink 1984).

An important constraint on any model is that it provide for the observed spectral evolution. In the SD model, a white dwarf is grown slowly to the point of carbon ignition and runaway at a central density somewhat in excess of 10^9 g cm^{-3} . Current models for the ensuing thermonuclear explosion have a critical free parameter, the density at which subsonic deflagration burning makes a transition to supersonic detonation. With that parametrization, plausible models provide a very good first order agreement with the observed color and spectral evolution from the UV (Höflich, Wheeler & Thielemann 1998) through the optical (Höflich et al. 2006, 2011; Blondin et al. 2011) to the NIR (Wheeler et al. 1998) and from pre-maximum through the nebular phase (Kozma et al. 2005; Gerardy et al. 2007) into the young supernova remnant phase (Badenes et al. 2006, 2007). In addition, important progress is being made on a physical understanding of the physics of the deflagration to detonation transition (Poludnenko & Oran 2010, 2011; Poludnenko, Gardiner, & Oran 2011).

In contrast, the DD merger process is intrinsically messy and asymmetric. Early attempts to compute light curves and spectra from the models have not been especially successful (Fryer et al. 2010; Bloom et al. 2012). It is possible that the disruption of the smaller mass white dwarf is slower than some models have predicted. Dan et al. (2011; see also Dan et al. 2012) argue that the disruption may require tens of orbits. Whether this is sufficiently slow to yield carbon ignition anything like that invoked in the SD models, and hence a respectable spectral evolution, remains to be seen. More effort will go into both classes of models, but at this writing, spectral evolution models based on secular evolution to degenerate ignition of a C/O white dwarf very near the Chandrasekhar mass are preferred, and that condition points to the SD model.

In the SD model, an associated constraint is the expectation that the mass transfer rate must be sufficiently rapid that accretion leads to non-degenerate shell burning on the surface of the white dwarf in order to avoid classical nova explosions that eject the accreted matter and, probably, some of the white dwarf material as well (Nomoto 1982; Iben 1982; Fujimoto 1982; Shen & Bildsten 2008; and references therein). For solar abundances, this constraint requires the white dwarf to be bright and hot, qualities exhibited by the super-soft X-ray sources (SSS; van den Heuvel et al. 1992; Kahabka & van den Heuvel 1997). While too few SSS are seen to account for either SD or DD progenitors (Di Stefano 2010a,b), Nielsen et al. (2012) and Wheeler & Pooley (2012) have argued that local circumstellar matter may easily block the emission of the predicted soft X-rays. Livio & Truran (1992) summarized arguments that transfer of helium-rich matter might alleviate the problem of nova explosions and associated mass stripping from the white dwarf. Chatzopoulos, Robinson & Wheeler (2012) have argued that that in close, tidally-locked binaries, the secondary stars are prone to rotationally-induced mixing and nearly homogeneous evolution, with associated enhancement of the helium at the expense of hydrogen. This may also promote evolution to explosion in environments that would otherwise seem unconducive. Another possibility is that the systematics of burning on the surface of the white dwarf are different than previously thought.

Starrfield et al. (2012) argue that nova explosions require the mixing of white dwarf matter into the outer layers. In the absence of that mixing, they argue that AGB-like thin shell burning instabilities produce unstable burning, but little mass loss for a wide variety of conditions. We will explore all these issues below.

Published models that satisfy the constraint that nova explosions should be avoided require the mass-transferring secondary star to be a moderately massive main sequence star, a sub-giant or giant star. Searches for any left-over secondary star in young remnants of SN Ia have so far proven ambivalent (Ruiz-Lapuente et al. 2004; González Hernández et al. 2009; González Hernández et al. 2012; Kerzendorf et al. 2012a). The recent advent of SN 2011fe, an apparently normal “plain vanilla” SN Ia, has provided new constraints on the progenitor systems of such supernovae. Nugent et al. (2011) argue that lack of light-curve contamination implies that the secondary star was not a red giant, and more likely to be a main sequence star. Li et al. (2011) use archival images to put limits on the companion and rule out luminous red giants and almost all helium-star models. Bloom et al. (2012) show that the exploding star was a white dwarf, as expected, and that the secondary star was likely to have had a radius less than 0.1 that of the Sun, excluding companion red-giant and solar-mass main-sequence stars that fill their Roche lobes.

SNR 0509-67.5 in the LMC was established by the detection of scattered, time-delayed spectra to be a SN Ia of the SN 1991T spectral subclass that exploded about 400 years ago (Rest et al. 2008). Schaefer & Pagnotta (2012) examined deep HST images of this remnant to put even tighter limits on the progenitor system of this explosion. They found that any surviving secondary star must be dimmer than $M_V \sim 8.4$ mag, ruling out basically all published SD models, including those with companion main sequence stars of greater than about $1 M_\odot$, sub-giants, giants, and those involving the stripped cores of evolved stars. While one might adopt the dodge that this was a single event responsible for a somewhat peculiar and ill-understood sub-class of SN Ia (SN 1991T-like), and hence not typical of “plain vanilla” SN Ia, we assume here that this limit pertains to SD models of core normal events (Branch et al. (2006). Even tighter limits have been put on the remnant of SN 1572 with long HST exposures (Kerzendorf et al. 2012b; Schmidt private communication, 2012): $M_V > 9.5$ for any stars with space velocities in excess of $v \sim 100 \text{ km s}^{-1}$. González Hernández et al. (2012) have put a limit on any companion to the exploding white dwarf in the remnant of SN 1006 of $M_V \sim 4.9$. Either SD models must be rejected for these systems, or some means must be found to impeach the current set of SD models.

Schaefer & Pagnotta (2012) argue that a lower limit can be set on the mass of a main sequence companion of $1.16 M_\odot$. This constraint is derived from the requirement that the mass transfer be sufficiently rapid to avoid the nova fate and hence unstable. Rapid mass transfer in turn requires that the Roche lobe should shrink more rapidly than the radius of the mass-losing star. This requires that the mass ratio must be $> 5/6$ so that for a primary of $1.4 M_\odot$ the secondary must be $> 1.16 M_\odot$. A successful SD model will also have to elude this limit.

Yet another limit to consider is the amount of hydrogen swept from a companion that will

pollute the nebular spectra (Livne, Tuchman & Wheeler 1992; Marietta, Burrows & Fryxell 2000; Pakmor et al. 2008; Kasen 2010; Pan, Ricker & Taam 2012). Leonard (2007) gives an upper limit of $0.01 M_{\odot}$ for the mass of solar abundance material in the nebular spectra of two SN Ia. This constrains the likelihood that any companion is filling its Roche Lobe.

White dwarfs and red dwarfs are the most common stellar components of galaxies. Their pairing is often seen in cataclysmic variables. M dwarfs are, by definition, fainter than $M_V > 8.4$ and so meet the stringent limit set by SNR 0509-67.5, and the looser limits from SN 2011fe and runaway companion stars in SN 1006 (González Hernández et al. 2012) and SN 1572 (Ruiz Lapuente et al. 2004). Many M dwarfs are also dimmer than the limits on a companion in SN 1572 by Kerzendorf et al. (2012b).

A binary system emerging from a common envelope phase with a white dwarf of $M > 1.0 M_{\odot}$ and an M dwarf companion of $M > 0.4 M_{\odot}$ would satisfy the criterion of a total mass exceeding the Chandrasekhar mass. Taken at face value, the constraint given above for the lower limit of main sequence companions rules out M dwarfs as the single degenerate component, but M dwarfs have special properties that might allow them to avoid this constraint. Virtually all of the current models of SD systems are based on one-dimensional, spherically-symmetric, non-rotating, non-magnetic accretion that is undoubtedly incorrect, at least in detail, and does not describe the reality of M dwarfs. The issue is whether or not the special properties of M dwarfs as fully convective, magnetic, flaring stars provide a different set of conditions than has been previously considered that might make them a serious candidate for the non-degenerate companions in the progenitors of SN Ia.

This paper is organized as follows. Section 2 discusses the quantity and mass distributions of white dwarfs and M dwarfs in the Galaxy, the likelihood that they are paired, their rates of coalescence and the implications for the associated delay-time distribution. Section 3 discusses the special properties of M dwarfs as dim, long-lived, magnetic, flaring, nearly or fully-convective stars. Section 4 outlines the possible implications that both stars, white dwarf and M dwarf, have magnetic fields so that the combined magnetic structure should be considered as the stars interact and exchange matter. Section 5 discusses the possible systematics of mass transfer and mass and angular momentum loss from the system with the assumption that both stars are locked to rotate at the orbital period. Section 6 examines the possibility that a close white dwarf, M dwarf pair can be subject to self-excited mass transfer that could maintain a high transfer rate and suppress nova-like shell flashes. Section 7 discusses the possible conditions of the M dwarf after a companion explodes as a supernova and §8 summarizes the possible advantage of white dwarf, M dwarf pairs as progenitors of SN Ia and outlines important outstanding issues.

2. Rates

About 70% of the stars in the Galaxy are M dwarfs. The number of M dwarfs in the Galaxy is thus $\sim 10^{12}$ (Bochanski et al. 2010; Bochanski, Hawley & West 2011). From the PTF M dwarf

study, Law et al. (2012) estimate that about 1 M dwarf in 1000 has a white dwarf companion (Law et al. 2012). This suggests that there are $\sim 10^9$ white dwarf/M dwarf (WD/M) pairs in the Galaxy. There are $\sim 10^{10}$ white dwarfs in the Galaxy, 17% in the thin disk, 34% in the thick disk and 49% in the halo (Napiwotzki, 2009). Thus, to zeroth order, 10% of all white dwarfs have M dwarf companions. From PanSTAARS data, Tonry (private communication, 2012) estimates the fraction to be $\sim 20\%$.

An important critical factor is the mass distribution of the white dwarfs. For the hot ($> 12,000$ K) DA field white dwarfs, Kepler et al. (2008; see also Ferrario et al. 2005) estimate that most of the white dwarfs peak at $0.572 M_\odot$, that $\sim 19\%$ have a mass of $\sim 0.8 M_\odot$ and that $\sim 9\%$ have a mass of $\sim 1.1 M_\odot$. These masses may be underestimated by $\sim 10\%$ (Falcon et al. 2010). Lower metallicity stars tend to make more massive white dwarfs (Willson 2000). These numbers suggest that there may be $\sim 10^8$ white dwarfs with M dwarf companions that have mass ~ 1.1 and about twice that many WD/M pairs with white dwarf masses of $\sim 0.8 M_\odot$. The former only need to accrete $\sim 0.3 M_\odot$ to reach the Chandrasekhar limit and the latter only $\sim 0.6 M_\odot$. A caveat is that the more massive white dwarfs may be composed of O/Ne/Mg. Whatever catastrophic endpoint such white dwarfs reach, it will not correspond to observed SN Ia.

With these numbers, one can crudely estimate that if the WD/M pairs coalesce in 10 Gyr, the resulting rate would correspond to ~ 0.01 event per year, in the right ball park to correspond to the SN Ia rate. There are interesting questions associated with issues of how WD/M pairs form in terms of initial binary configurations and subsequent common envelope evolution. In the current work, these issues are side stepped by invoking the observed existence of WD/M pairs. The rate of coalescence will depend on the distribution of orbital separations of the white dwarfs and M dwarfs, but this can also be determined empirically. Forthcoming data from PTF and PanSTAARS are greatly anticipated.

In this work, the issue of initial orbital separations will be treated in a qualitative manner. The timescale to reach contact will depend on the rate of dissipation of orbital angular momentum. Before interaction between the white dwarf and the M dwarf this will be driven by gravitational radiation or magnetic braking. Studies over the years have suggested that the latter is rather weaker than first models (Verbunt & Zwaan 1981) suggested (Ivanova & Taam 2003; Andronov, Pinsonneault & Sills 2003; Willems et al. 2007; Chatzopoulos, Robinson & Wheeler 2012), especially for systems for which both stars are magnetic, as will be invoked here (Li, Wu & Wickramasinghe 1994b). For simplicity, only gravitational radiation loss will be adopted here. The time to reach contact or coalesce from a given initial separation is given by Paczyński (1971) as:

$$\tau_{GR} = 0.63 \text{Gy} \frac{a_{11}^4}{m_M m_{WD} m_{TOT}}, \quad (1)$$

where the m_M is the mass of the M star, m_{WD} the mass of the white dwarf, and m_{TOT} the total mass, and we adopt the convention that masses expressed in units of the solar mass are denoted by lower case m . Here and throughout, we adopt the convention that subscript M denotes the M dwarf and subscript WD denotes the white dwarf. Figure 1 gives τ_{GR} as a function of m_M

far various assumed values of a . To coalesce in less than 10 Gy with gravitational radiation the only mechanism of dissipation of orbital angular momentum requires $a_{11} \lesssim 2(m_M m_{WD} m_{TOT})^{1/4}$, corresponding to a period of less than $P \sim 13$ hr $(m_M m_{WD})^{3/8} / m_{TOT}^{1/8}$. These are lower limits since magnetic braking due to winds from the M dwarf and possible loss of angular momentum associated with the magnetic interaction of the two stars (§5) have been neglected. It remains to be seen whether or not a sufficient number of WD/M pairs are produced with sufficiently small orbits to give a high rate of coalescence. The statistics of the cataclysmic variable orbital period distribution tend to be rather thin for larger orbital separations (Woudt et al. 2012).

Another constraint on a model for SN Ia is the delay time distribution (DTD) that falls off roughly like t^{-1} (Maoz & Mannucci 2012). In most models for the DTD in the SD scenario, the DTD drops rather sharply after a few Gyr (Greggio 2005; Maoz & Mannucci 2012). The reason is that for longer times and lower primary masses the primary produces smaller mass white dwarfs. The companion thus needs to provide ever more mass to grow the white dwarf to the Chandrasekar mass. In the standard SD model, secondary donors with low mass cannot transfer enough matter at sufficiently high rates to produce a SN Ia. After a few Gyr, when the secondaries are not massive enough, the presumption is made that SN Ia cannot be produced, so the DTD declines. The goal of the current paper is to explore whether or not that last assumption is correct.

In the case where the secondary is an M star, then the DTD will be dictated by systematics rather similar to those for the DD model. The evolution time of the secondary is so long as to be irrelevant. The rate of coalescence will be determined by gravitational radiation (or perhaps magnetic braking) that drives the secondary into the condition of mass transfer (at or near filling its Roche lobe). From Equation 1 the inspiral time is proportional to a^4 . If the distribution of separations after common envelope evolution is a power law, $n \propto a^\beta$, then the DTD will be $\propto t^{(\beta-3)/4}$, and if the separation distribution is nearly flat in the log of the separation, $\beta = -1$, the DTD would be $dN/dt \propto t^{-1}$, as observed. Pritchett et al. (2008) describe a possibility when the time between the formation of the white dwarf and its explosion is short compared to the formation time of the white dwarf. In that case, the DTD is just proportional to the rate of formation of the white dwarfs. The rate of production limits the rate at which the inspiral can occur and the DTD may have a more shallow slope than would be the case if the gravitational radiation were the controlling factor. Following Pritchett et al. (2008) and Maoz & Mannucci (2012), one assumes $t \propto m^\delta$ from stellar evolution calculations and a power-law IMF $dN/dm \propto m^\lambda$. The DTD would then be $dN/dm \propto t^{(1+\lambda-\delta)/\delta}$. For $\delta \sim -2.5$ and $\lambda \sim -2.35$ (Salpeter), the power law is about -1/2. This would represent a relatively slow fall off for short delay times, tending to the -1 slope for older systems. For M dwarfs, however, the IMF is much more shallow (next section). If $|\lambda|$ is small compared to $|1 - \delta|$, then the slope would be about -1.4, not much different than the observed slope, within the uncertainties. Pritchett et al. argue that for the SD scenario to work about 1% of all white dwarfs must be converted to SN Ia, independent of mass. The ubiquity of WD/M pairs, $\sim 10\%$ of all white dwarfs, raises the possibility that this may be true for this population. There are many issues here that can only be addressed with a proper binary synthesis calculation involving

the common envelope and subsequent evolution of modest mass stars with M dwarf companions and associated observations of WD/M pairs at a variety of separations.

3. Properties of M Dwarfs

The mass of M dwarfs as a function of spectral type is given by Delfosse et al. (2000); M0V stars have a mass of $\sim 0.6 M_{\odot}$ and those of M4V have a mass of $\sim 0.2 M_{\odot}$. Theoretical models have been used to estimate that the transition from radiative core to the fully convective limit occurs at ~ 0.35 (Chabrier & Baraffe 2000). This limit is based on one-dimensional, non-rotating, non-magnetic models and is probably incorrect at some level, but is useful for perspective. The structure of M dwarfs may be affected by their presence in tidally-locked binary systems (Chabrier, Gallardo & Baraffe 2007). The mass distribution of M dwarfs, the spatial density versus mass, is essentially flat (Bochanski et al. 2010), and will be assumed so in the following.

A special property of the M dwarfs is that they flare frequently with associated coronal mass ejection (CME). The CMEs result in the loss of mass and represents a minimum rate for that process. The flare rate, ν_f , depends on the energy of the flares. Hilton (2011; his figure 4.12) gives an optical flare rate of $\nu_f \sim 0.1 E_{30}^{-0.7} \text{ hr}^{-1}$, where E_{30} is the flare energy in units of 10^{30} erg . The mass in a given CME, M_{CME} , also scales with the flare energy. Aarnio et al. (2011; also Stassun, private communication, 2012) give the CME mass as $M_{CME} \sim 10^{16} E_{30}^{0.7} \text{ g}$. The associated mass loss rate is then $\nu_f M_{CME} \sim 3 \times 10^{11} \text{ g s}^{-1}$, essentially independent of the flare energy. This mass loss rate corresponds to $\sim 5 \times 10^{-15} M_{\odot} \text{ y}^{-1}$, close to that estimated by Cohen (2011) by other means. A more accurate estimate of the energy slopes gives $\sim 10^{-13} - -10^{-12} M_{\odot} \text{ y}^{-1}$ (Aarnio, private communication, 2012). The flaring, CME mass loss is thus rather small unless the presence of the white dwarf has some substantial effect.

An intrinsically important aspect of M dwarfs, closely related to their flare properties, is that they are magnetic (Donati et al. 2008; Stassun et al. 2010). There is a transition in field strength around spectral type MV4, corresponding to a mass of $\sim 0.2 M_{\odot}$ (Stassun et al. 2010; their Figure 7). For earlier spectral types and larger masses, the typical field strength is $\sim 100 \text{ G}$. For spectral types of $\sim \text{MV4}$ and later (and depending on the orbital period and other factors) the typical field strength is $\sim 1000 \text{ G}$. It is not at all clear that this variation in field strength with mass could be associated with mass loss during binary evolution, but that is an interesting possibility. It may also be true that the state of rotation, action of dynamos, even the transition from partially radiative to fully convective, may be altered for M dwarfs in close binary systems.

4. Magnetic White Dwarf, M Dwarf pairs: Magnetic Bottle

While not all white dwarfs have measurably large magnetic fields, many may have modest magnetic fields. Liebert, Bergeron & Holbert (2003) argue that over 10% of white dwarfs have

fields in excess of 2×10^6 G. Here, we will assume that a significant fraction of the white dwarfs with M dwarf companions have fields on the order of 1 MG.

The WD/M binaries we envision are thus related to intermediate polars or polars, but the important feature that the companion to the white dwarf is also magnetic. The fiducial field of the M dwarf will be taken to be 100 G, but with the proviso noted above that for later spectral types 1000 G may be more typical. For dipole fields and for conditions where the M star nearly fills its Roche lobe, as will be discussed below, the field strength of the M star dipole field will be much stronger in the vicinity of the M dwarf than the field of the white dwarf field at the M star. The implication is that it is important to consider the merged magnetic field structure of the two stars.

For two stars, each with substantial dipole field structures, the stable orientation is for the dipoles to be aligned, pointing at one another in the orbital plane (King, Whitehurst & Frank 1990; see also the extensive discussion of this and related issues in Cambell 1983, 2010 and references therein and Wu & Wickramashighe 1993; Li, Wu & Wickramasinghe 1994a,b)). The torque between the two dipoles separated by a distance, a , is:

$$\tau = \frac{\mu_{WD}\mu_M}{a^3} = \frac{B_{WD}R_{WD}^3 B_M R_M^3}{a^3}, \quad (2)$$

where μ represents the magnetic moment, B the surface magnetic field and R the radius of each star. A heuristic estimate of the timescale to reach the stable point with the two dipoles pointing at one another is:

$$t_{mag} \sim \sqrt{\frac{I}{\tau}} = \sqrt{\frac{kMR^2}{\tau}}, \quad (3)$$

where $I = kMR^2$ is the relevant moment of inertia and k is the radius of gyration. In practice, the two dipoles are likely to oscillate around the equilibrium point. King, Whitehurst & Frank (1990) give this oscillation frequency as:

$$\omega \propto \left(\frac{\mu_{WD}\mu_M}{Ia^3} \right)^{1/2}, \quad (4)$$

where the coefficient of proportionality is a function of the angles of the dipoles and I is that appropriate for the respective stars. King et al. identify two modes of oscillation, a fast mode and a slow mode, corresponding to the white dwarf and the secondary, respectively, each with a somewhat different angular dependence. The oscillation amplitude of the white dwarf dipole tends to be larger than for the lower mass secondary. In the current context, $t_{mag} \sim 2\pi/\omega$ and we will take t_{mag} to represent, at least crudely, the damping time for the two dipoles to come into near alignment. In the current work, the oscillation of the dipoles will be ignored, but this is clearly a factor that must be taken into account in any more detailed model. This aspect will be pointed out where relevant below (§6).

The torque between the two stars will increase as the two stars approach one another. To illustrate the characteristic time scales, we consider the condition that the M dwarf fills its Roche lobe. As we will explore below, this may not necessarily be the case. The M dwarf may also not be in the same thermal equilibrium state that a star of that mass would be in isolation, but that does

not affect the immediate estimates here. For the separation corresponding to the M dwarf filling its Roche lobe, a_{RL} , we adopt the simple expression given by Paczyński (1971) for the case when the secondary is substantially less massive than the white dwarf primary:

$$\frac{R_M}{a_{RL}} \sim 0.46 \left(\frac{M_M}{M_{TOT}} \right)^{1/3}. \quad (5)$$

Equation 2 then becomes:

$$\tau \sim 9.7 \times 10^{33} B_{WD,6} B_{M,2} R_{WD,9}^3 \left(\frac{M_M}{M_{TOT}} \right) \text{ dyne cm}, \quad (6)$$

where $B_{WD,6}$ is the white dwarf surface dipole magnetic field in units of 10^6 G, $B_{M,2}$ is the M dwarf surface dipole field in units of 100 G, and $R_{WD,9}$ is the radius of the white dwarf in units of 10^9 cm. Note that in this approximation, the torque does not depend on the radius of the M star. The characteristic relaxation timescale for the white dwarf is thus:

$$t_{mag,WD} \sim 15 \text{ yr} \left(\frac{k_{WD} m_{TOT}}{B_{WD,6} B_{M,2} R_{WD,9}} \right)^{1/2} \left(\frac{M_{WD}}{M_M} \right)^{1/2}. \quad (7)$$

The characteristic relaxation timescale for the M dwarf is:

$$t_{mag,M} \sim 1.5 \times 10^2 \text{ yr} \left(\frac{k_M m_{TOT}}{B_{WD,6} B_{M,2} R_{WD,9}} \right)^{1/2} \left(\frac{R_{M,10}}{R_{WD,9}} \right), \quad (8)$$

where $R_{M,10}$ is the radius of the M dwarf in units of 10^{10} cm.

While these estimates are only accurate to of order unity, it is clear that the timescales for the dipoles to align are quite short when the system is close to contact. The M dwarf is expected to be brought into synchronous rotation by tides (Zahn 1977, 1989). Absent any disk torque, as will be discussed below, the magnetic torque acting on the white dwarf will also bring it into synchronism on roughly the timescale given by Eqn. 7 (Campbell 1983, 2010). One important implication is that the white dwarf may be in quite slow rotation, with a period of hours, in contrast with much thinking about SN Ia for which the expectation is that the white dwarf is likely to be spun up to rather rapid rotation by accretion torques acting alone.

Adopting the simplifying assumption that the two dipoles align with one another, the field between the dipoles, along the line of connection, can be described as:

$$B(r) = B_{WD} \frac{R_{WD}^3}{r^3} + B_M \frac{R_M^3}{(a-r)^3}, \quad (9)$$

where a is the separation and r is the distance from the white dwarf (by arbitrary choice). The minimum in the field will then be at a distance from the white dwarf given by:

$$r = a \left(\frac{X - X^{1/2}}{X - 1} \right), \quad (10)$$

where the ratio of the magnetic moments is:

$$X = \frac{B_{WD} R_{WD}^3}{B_M R_M^3} = 10 \frac{B_{WD,6} R_{WD,9}^3}{B_{M,2} R_{M,10}^3}. \quad (11)$$

Figure 2 gives $B(r)/B_{WD}$ as a function of r/a for various values of the ratio B_{WD}/B_M . For very large X , $r \sim a$, and the minimum will be near the M dwarf. For small X , $r \sim X^{1/2}a$, and the minimum will be near the white dwarf. Note that the value of X is sensitive to parameters and that care must be taken for $X \sim 1$ in Equation 10, for which $r \sim 1/2a$.

The qualitative conclusion is that the combined magnetic field will constitute a “magnetic bottle” connecting the two stars that will, among other things, channel mass from the M dwarf to the white dwarf. In the simple picture that the two stars orbit in synchronism with the orbit and that the magnetic dipoles are aligned, this channel will lead directly from the magnetic pole of the M star to the magnetic pole of white dwarf. In practice, there will be Coriolis forces and other effects that affect the flow that we ignore for now. A more detailed examination of the mutual field distribution of oppositely aligned dipoles normal to the orbital plane is given by Li, Wu & Wickramasinghe (1994a,b). They define “dead zones” where field lines are not free, but connect the two stars directly. In essence, the “magnetic bottle” is a large dead zone created by the dipoles aligned in the orbital plane.

The existence of this “magnetic bottle” configuration has implications for the behavior of mass loss from the system. Mass that might have been lost from the M star in a wind or flares, will tend, instead, to be captured and directed at the white dwarf. A model under wide consideration is that proposed by Hachisu, Kato & Nomoto (1996; 2010) in which excess mass transferred to the white dwarf is expelled in a wind. The critical mass transfer rate to initiate such a wind is $\dot{M} \sim 10^{-6} M_\odot \text{ y}^{-1}$. This wind is expected to have a speed $\sim 1000 \text{ km s}^{-1}$. The ram pressure from such a wind on the scale of the binary system can be written:

$$P_{wind} \sim 2.5 \times 10^4 \frac{\dot{M}_{-6} v_8}{r_{11}^2} \text{ dynes cm}^{-2}, \quad (12)$$

where the mass loss rate is scaled to $\dot{M} = 10^{-6} M_\odot \text{ y}^{-1}$, the velocity to 1000 km s^{-1} and the typical orbital size, r , to 10^{11} cm . The wind pressure near the surface of the white dwarf will be $\sim 10^4$ times larger. The magnetic pressure due to the field of the white dwarf can be written:

$$P_{WD} \sim 4 \times 10^{10} B_{WD,6}^2 \left(\frac{R_{WD}}{r} \right)^6 \text{ dynes cm}^{-2}. \quad (13)$$

The ratio of the magnetic to wind pressure near the surface of the white dwarf can then be written:

$$\frac{P_{WD}}{P_{wind}} \sim 160 \frac{B_{WD,6}^2 R_{WD,9}^6}{\dot{M}_{-6} v_8} r_9^{-4} \quad (14)$$

The magnetic pressure will dominate over the wind pressure for

$$r_9 \lesssim 3.6 B_{WD,6}^{1/2} R_{WD,9}^{3/2} \dot{M}_{-6}^{-1/4} v_8^{-1/4}. \quad (15)$$

The magnetic field may thus squelch, or at least substantially interfere with, the wind out to several times the size of the white dwarf.

Whether the wind can then pick up again will depend, in part, on the presence of the M dwarf. If we assume that the M dwarf fills its Roche lobe in accord with Equation 5, the magnetic pressure due to the field of the M dwarf can be written:

$$P_M \sim 400 B_{M,2}^2 \left(\frac{R_M}{r} \right)^6 \text{ dynes cm}^{-2} \sim 4 B_{M,2}^2 \left(\frac{M_M}{M_{TOT}} \right)^2 \left(\frac{a_{RL}}{r} \right)^6 \text{ dynes cm}^{-2}. \quad (16)$$

The ratio of the magnetic pressure from the M dwarf to that of the (unimpeded) wind can then be written as:

$$\frac{P_M}{P_{wind}} \sim 1.6 \times 10^{-4} B_{M,2}^2 \left(\frac{M_M}{M_{TOT}} \right)^2 \dot{M}_{-6}^{-1} v_8^{-1} \left(\frac{a_{RL}}{r} \right)^6 r_{11}. \quad (17)$$

If we assume that $r \sim a_{RL}$ and that the radius of the M dwarf is proportional to its mass in Equation 5 (see Equation 32), then this ratio can be written: and

$$\frac{P_M}{P_{wind}} \sim 3.5 \times 10^{-4} B_{M,2}^2 m_M^{10/3} m_{TOT}^{-4/3} \dot{M}_{-6}^{-1} v_8^{-1}. \quad (18)$$

The M dwarf alone would thus not be a substantial influence on the hypothesized white dwarf wind unless the mass loss rate and wind velocity were smaller than assumed. This might, however, be the case, given that the magnetic field of the white dwarf may itself interfere with the wind. The M dwarf would exert a more significant effect on the white dwarf wind if its field were bigger. This raises the issue of whether or not the tendency for M dwarfs later than MV4 to have larger magnetic fields might be manifested in a binary system with mass loss from the M dwarf, not just as a statistical property of the sample of field M dwarfs as discussed in §3. If the M dwarf field were larger by a factor of 10, and the mass loss rate and wind velocity were less by factors of 10 each, the M dwarf alone might impede the flow of any wind from the white dwarf.

The presence of the white dwarf and the M dwarf with its magnetic field may thus bottle up any wind from the white dwarf. Note that the slow rotation of the white dwarf will also tend to prevent any magnetic “propeller” effects on the accreted matter. A basic wind may not be the only physical process to lead to mass ejection from the white dwarf. In the context of AGB and super AGB star mass loss there may be an instability associated with local luminosity exceeding the Eddington limit that leads to the expulsion of envelopes of small mass (Lau et al. 2012). It would be interesting to explore whether that sort of instability operates in the context of binary transfer and, if so, whether or not the magnetic field in the binary system affects it in any way.

We have assumed here that the magnetic bottle funnels mass from the M dwarf to the pole of the white dwarf, ignoring the effect of an accretion disk that might, for instance, provide a spin-up torque to the white dwarf. We can check the self-consistency of this assumption by estimating the location of the magnetosphere, R_{mag} , of the white dwarf based on the dipole field of the white dwarf alone:

$$R_{mag} \sim 5 \times 10^9 \text{ cm} \left(\frac{B_{WD,6}^4 R_{WD,9}^{12}}{m_{WD} \dot{m}_{WD,-7}^2} \right)^{1/7}, \quad (19)$$

where $\dot{m}_{WD,-7}$ is the accretion rate onto the white dwarf in units of $10^{-7} \text{ M}_{\odot} \text{ y}^{-1}$. For this choice of fiducial parameters, the magnetosphere would be somewhat beyond the white dwarf surface, but this is a lower limit, given the added effect of the field of the nearby M dwarf. Thus, while this argument does not constitute proof, it is plausible that the field in the magnetic bottle is strong enough to disrupt any accretion disk.

The mass contained in the magnetic bottle, M_{bot} , can be estimated by equating the magnetic pressure with the gas pressure of the matter:

$$\frac{B^2}{8\pi} \sim 400 B_2^2 \text{ dyne cm}^{-2} \sim nkT \sim 4 \times 10^{11} \frac{m_{bot} T_4}{r_{bot,11}^3} \text{ dyne cm}^{-2}, \quad (20)$$

or

$$m_{bot} \sim 10^{-9} \frac{B_2^2 r_{bot,11}^3}{T_4}, \quad (21)$$

where m_{bot} is the mass in solar units, B_2 is the magnetic field in the bottle in units of 100 G, $r_{bot,11}$ is a characteristic size of the bottle in units of 10^{11} cm and T_4 is a characteristic temperature, assumed here for discussion purposes to be comparable to the ionization temperature of hydrogen, of the matter in the bottle.

The matter in this bottle could contribute to a circumstellar environment in which variable Na D is observed (Patat et al. 2007; Simon et al. 2009; Blondin et al. 2009; Sternberg et al. 2011; Dilday et al. 2012). This matter would be swept up by and would decelerate the SN ejecta. It thus might play some role in accounting for the high-velocity features (Wang et al. 2003) observed in about 80% of SN Ia (Marion, private communication, 2012). These features are characterized by lines of the Ca II NIR triplet moving with a characteristic velocity of $\sim 22,000 \text{ km s}^{-1}$, significantly above the typical photospheric velocity. Gerardy et al. (2004) hypothesize that the high velocity features represent circumstellar matter that is accelerated by the SN ejecta. They point out that any such matter must lie at a typical distance much less than the radius of the photosphere near maximum light $\sim 10^{15} \text{ cm}$, so that the collision does not contaminate the light curve. They also estimate that to give the typical velocity of the high-velocity Ca II, the circumstellar medium must have a mass of $\sim 0.02 \text{ M}_{\odot}$. This is rather large compared to the fiducial mass in Equation 21, but such a mass might be contained if the field were of order 1000 G, as might characterize M dwarfs less than the transition mass at MV4, and with a characteristic size of $r_{bot,11} \sim 50$. It is not clear that a field of 100 G can be maintained at $r_{bot,11} \sim 50$ even if the surface field of the M dwarf is 1000 G. If the material were substantially cooler than 10,000 K, these restrictions might be relaxed.

It is also of interest to estimate the optical depth of the matter that might be contained in the magnetic bottle.

$$\tau_{bot} \sim \kappa \rho \sim 50 \kappa \frac{B_2^2 r_{bot,11}}{T_4}. \quad (22)$$

This suggests that the configuration might be optically thick, and not at all resemble a naked WD/M pair just prior to any SN explosion.

5. Mass Transfer and Loss

Angular momentum loss from the WD/M system will be driven by gravitational radiation, by the losses associated with a wind and magnetic braking from the magnetic bottle, by electromagnetic energy from the rotating magnetic bottle, by magnetic braking from the M dwarf, and by direct mass loss from the white dwarf. In what follows, the magnetic braking from the M dwarf itself and direct mass loss from the white dwarf will be ignored, for the reasons given above. The rotation of the combined dipole field structure might generate electromagnetic radiation, but the contribution to angular momentum loss will be trivially small.

The total angular momentum of the system is:

$$J_{TOT} = M_M a_M^2 \Omega_{orb} + M_{WD} a_{WD}^2 \Omega_{orb} + I_M \Omega_M + I_{WD} \Omega_{WD}, \quad (23)$$

where $a_M = (M_{WD}/M_{TOT})a$ and $a_{WD} = (M_M/M_{TOT})a$. Invoking the tidal and magnetic torque locking described above, $\Omega_M = \Omega_{WD} = \Omega_{orb}$. With $\Omega_{orb} = (GM_{TOT}/a^3)^{1/2}$, the total angular momentum can thus be written:

$$J_{TOT} = M_M M_{WD} \left(\frac{Ga}{M_{TOT}} \right)^{1/2} + (I_M + I_{WD}) \left(\frac{GM_{TOT}}{a^3} \right)^{1/2}. \quad (24)$$

To account for the role of the moments of inertia, it is convenient to adopt mass-radius relations for the white dwarf and the M dwarf. For the white dwarf we take

$$\frac{R_{WD}}{R_\odot} \sim \left(\frac{M_{WD}}{M_\odot} \right)^{-1/3}, \quad (25)$$

which is a decent approximation for lower mass white dwarfs, although less so near the Chandrasekhar limit. For the M dwarf,

$$\frac{R_M}{R_\odot} \sim \frac{M_M}{M_\odot}. \quad (26)$$

With these assumptions, the rate of change of the moments of inertia can be written:

$$\dot{I}_{WD} = \frac{1}{3} I_{WD} \frac{\dot{M}_{WD}}{M_{WD}}, \quad (27)$$

and

$$\dot{I}_M = 3I_M \frac{\dot{M}_M}{M_M}. \quad (28)$$

The rate of change in angular momentum of the orbit can thus be written as:

$$\begin{aligned} \dot{J}_{TOT} &= \left[M_M M_{WD} \left(\frac{Ga}{M_{TOT}} \right)^{1/2} + \frac{1}{3} I_{WD} \left(\frac{GM_{TOT}}{a^3} \right)^{1/2} \right] \frac{\dot{M}_{WD}}{M_{WD}} \\ &\quad + \left[M_M M_{WD} \left(\frac{Ga}{M_{TOT}} \right)^{1/2} + 3I_M \left(\frac{GM_{TOT}}{a^3} \right)^{1/2} \right] \frac{\dot{M}_M}{M_M} \\ &\quad + \left[-\frac{1}{2} M_M M_{WD} \left(\frac{Ga}{M_{TOT}} \right)^{1/2} + \frac{1}{2} (I_M + I_{WD}) \left(\frac{GM_{TOT}}{a^3} \right)^{1/2} \right] \frac{\dot{M}_{TOT}}{M_{TOT}} \\ &\quad + \left[\frac{1}{2} M_M M_{WD} \left(\frac{Ga}{M_{TOT}} \right)^{1/2} - \frac{3}{2} (I_M + I_{WD}) \left(\frac{GM_{TOT}}{a^3} \right)^{1/2} \right] \frac{\dot{a}}{a}. \end{aligned} \quad (29)$$

The rate of change in the angular momentum must also be equal to the total sinks of angular momentum, which we take to be:

$$\dot{J}_{TOT} = \dot{J}_{GR} + \dot{J}_{orb}, \quad (30)$$

where

$$\dot{J}_{GR} = -4.5 \times 10^{34} \text{ g cm}^2 \text{ s}^{-2} \frac{m_M^2 m_{WD}^2 m_{TOT}^{1/2}}{a_{11}^{7/2}}, \quad (31)$$

and where \dot{J}_{orb} represents the other modes of orbital angular momentum loss associated with mass loss from the system.

For illustration, let us assume that the M dwarf fills its Roche lobe. We can then use equations 5 and 26 to write the separation corresponding to filling the Roche lobe as:

$$a_{RL,11} \sim 1.5 m_M^{2/3} m_{TOT}^{1/3}, \quad (32)$$

from which we can write:

$$\frac{\dot{a}}{a} = \frac{2}{3} \frac{\dot{M}_M}{M_M} + \frac{1}{3} \frac{\dot{M}_{TOT}}{M_{TOT}}. \quad (33)$$

Equation 29 can then be written as:

$$\begin{aligned} \dot{J}_{TOT} &= \left[M_M M_{WD} \left(\frac{G a_{RL}}{M_{TOT}} \right)^{1/2} + \frac{1}{3} I_{WD} \left(\frac{G M_{TOT}}{a_{RL}^3} \right)^{1/2} \right] \frac{\dot{M}_{WD}}{M_{WD}} \\ &+ \left[\frac{4}{3} M_M M_{WD} \left(\frac{G a_{RL}}{M_{TOT}} \right)^{1/2} + (2I_M - I_{WD}) \left(\frac{G M_{TOT}}{a_{RL}^3} \right)^{1/2} \right] \frac{\dot{M}_M}{M_M} \\ &- \frac{1}{3} M_M M_{WD} \left(\frac{G a_{RL}}{M_{TOT}} \right)^{1/2} \frac{\dot{M}_{TOT}}{M_{TOT}}. \end{aligned} \quad (34)$$

We now assume that a fraction f of the mass leaving the M dwarf arrives at the white dwarf and thus that a fraction $1 - f$ is ejected in some manner from the binary system. We can thus write $\dot{M}_{WD} = -f \dot{M}_M$ and $\dot{M}_{TOT} = (1 - f) \dot{M}_M$, with the understanding that $\dot{M}_M < 0$. Neglecting the moment of inertia of the white dwarf as being small compared to that of the M dwarf, $I_{WD} \ll I_M$, neglecting \dot{J}_{gr} so that $\dot{J}_{TOT} = \dot{J}_{orb}$, and using

$$J_{orb} = M_M M_{WD} \left(\frac{G a_{RL}}{M_{TOT}} \right)^{1/2}, \quad (35)$$

Equation 34 can be rewritten as:

$$\frac{\dot{J}_{orb}/J_{orb}}{\dot{M}_M/M_M} \equiv \frac{\tau_M}{\tau_{J_{orb}}} = -f \frac{M_M}{M_{WD}} \left(1 - \frac{1}{3} \frac{M_{WD}}{M_{TOT}} \right) + \frac{4}{3} - \frac{1}{3} \frac{M_{WD}}{M_{TOT}} + 2 \frac{I_M M_{TOT}}{M_M M_{WD} a_{RL}^2}, \quad (36)$$

where $\tau_M = M_M/\dot{M}_M$ is the characteristic timescale for mass loss from the M star and $\tau_{J_{orb}} = J_{orb}/\dot{J}_{orb}$ is the characteristic timescale for loss of angular momentum from the system. The last term in Equation 36 can be evaluated with the aid of Equation 32. Evaluating the moment of inertia of the M dwarf as $I_M = k M_M R_M^2 \sim 0.4 M_\odot R_\odot^2 (m_M)^3$, that term can be written as

$0.17m_M^{2/3}m_{WD}^{-1}m_{TOT}^{1/3}$. Figure 3 gives the ratio, $(\dot{J}_{orb}/J_{orb})/(\dot{M}_M/M_M)$ as a function of the mass of the M dwarf for $m_{WD} = 1.4$.

If we can specify the physics of the mass loss from the M dwarf, then we can compute \dot{J}_{TOT} and

$$\frac{\dot{a}}{a} = \left(\frac{2}{3} + \frac{1-f}{3} \frac{M_M}{M_{TOT}} \right) \frac{\dot{M}_M}{M_M}, \quad (37)$$

with f as a remaining free parameter. While the limit $f = 0$ makes physical sense in Equation 36, the limit corresponding to all the mass leaving the M dwarf being expelled from the system, the limit $f = 1$, is not valid here because we have assumed that the separation is such that Roche lobe contact is maintained. This demands that some net mass loss occur from the system. Note that we have here adopted a mass-radius relation for the M dwarf that corresponds to thermal equilibrium; that may not be the case, especially if the M dwarf is exposed to irradiation from the white dwarf. The key physical question is, what is \dot{M}_M ?

6. Irradiation and Mass Transfer

A major open issue of the model presented here, or any other SD model, is whether the accretion onto the white dwarf will actually grow the white dwarf to very near the Chandrasekhar limit to trigger degenerate carbon ignition and explosion. As mentioned in the introduction, one possibility is that the systematics of accretion are such that little mixing occurs from the inner white dwarf matter into the accreted material. In this case, it might be possible to avoid classical nova explosions that not only eject accreted matter, but remove some of the white dwarf matter as well (Starrfield et al. 2012). The presence of the magnetic field on the surface of the white dwarf might suppress such mixing. The other option is to accrete sufficiently rapidly that shell burning is in steady state and nova-like eruptions are avoided (note that Starrfield et al. make the case that steady burning is an artifact of insufficient resolution). We will also explore that option by investigating the likelihood that a WD/M system may provide the mass transfer rate to yield non-degenerate H, He shell burning, beat the nova limit, and grow the white dwarf to central carbon ignition.

One option to promote steady burning is to consider that the mass loss may be channeled by the magnetic bottle connecting the two stars. In this situation, the mass may thus land on a concentrated polar area of the white dwarf, enhancing the effective local rate of accretion compared to spherical accretion. The polar area is estimated to be $f_{pole} \sim 1\%$ of the white dwarf surface for typical polars (O’Donoghue et al. 2006), so the effective enhancement of the local accretion rate per unit area might be of order 100. In addition, the magnetic field may inhibit shear mixing and convection in a manner such as to weaken any explosion (Livo, Shankar & Truran 1988).

Another interesting possibility is that X-ray illumination from the pole cap of the white dwarf pointed at the M dwarf might drive self-sustained mass transfer. Schaefer & Collazi (2010) iden-

tify a class of novae comprising $\sim 14\%$ of all novae, named after the prototype, V1500 Cyg, that are characterized by the post-eruption magnitude being much brighter than before eruption, short orbital periods, long-lasting emission from the white dwarf following the eruption, a highly magnetized white dwarf, and a secular decline in the post-eruption luminosity. Schaefer et al. (2011) conclude that the recurrent nova T Pyx, one of the V1500 Cyg systems, is likely to be a polar, with the source of the optical luminosity arising from non-thermal sources, rather than an accretion disk. Following van Teesling & King (1998), King & van Teesling (1998) and Knigge et al. (2000), Schaefer & Collazi advocate that bloating of the companion and a self-excited wind, driven by accretion and burning at the magnetic pole can account for the properties of the V1500 Cyg systems. Binary neutron star analogs for this process are known (Fruchter et al. 1988; Romani 2012).

Here we outline the systematics of such a self-excited wind. Models with steady shell burning on the surfaces of white dwarfs produce a luminosity of about $L = 10^{37} L_{37}$ erg s $^{-1}$. If this energy is radiated from the accreting pole of the white dwarf, it may radiate into a restricted solid angle $\Delta\Omega < 4\pi$. The M star would then intercept a fraction of this luminosity corresponding to $\pi R_M^2 / \Delta\Omega a^2$. Using Equation 5, the luminosity incident on the M dwarf can then be written:

$$L_{in} \sim 5.3 \times 10^{35} \text{ erg s}^{-1} \frac{4\pi}{\Delta\Omega} L_{37} \left(\frac{M_M}{M_{TOT}} \right)^{2/3} \left(\frac{a_{RL}}{a} \right)^2, \quad (38)$$

where the final factor allows for the possibility that the M dwarf does not fill its Roche lobe. The mechanical power involved in producing a wind from the surface of the M dwarf is:

$$L_{wind} \sim \frac{GM_M \dot{M}_M}{R_M} \sim 1.9 \times 10^{15} \text{ erg s}^{-1} \dot{M}_M, \quad (39)$$

where we have taken $M_M/R_M = M_\odot/R_\odot$. With $L_{wind} = \epsilon L_{in}$, where ϵ is the efficiency to turn incident irradiation into wind, we have:

$$\dot{M}_M \sim 2.8 \times 10^{20} \text{ g s}^{-1} \epsilon L_{37} \frac{4\pi}{\Delta\Omega} \left(\frac{M_M}{M_{TOT}} \right)^{2/3} \left(\frac{a_{RL}}{a} \right)^2. \quad (40)$$

The source of the luminosity might be the accretion or that from burning shells. For accretion, recalling that the mass accretion rate onto the white dwarf is a fraction, f , of that leaving the M star, we have:

$$L_{acc} = \frac{GM_{WD} f \dot{M}_M}{R_{WD}} \sim 1.3 \times 10^{37} \text{ erg s}^{-1} \frac{m_{WD} f \dot{M}_M}{R_{WD,9}}. \quad (41)$$

Invoking the mass loss from the M dwarf from Equation 40, we have:

$$\frac{a}{a_{RL}} \sim 1.9 \left(\frac{m_{WD}}{R_{WD}} \right)^{1/2} \left(\frac{M_M}{M_{TOT}} \right)^{1/3} \left(\frac{4\pi f \epsilon}{\Delta\Omega} \right)^{1/2}. \quad (42)$$

If the incident luminosity is from a hydrogen-burning shell,

$$L_{burn} = 0.007 X_H \dot{M}_{WD} c^2 = 5.6 \times 10^{18} \text{ erg s}^{-1} X_H \dot{M}_{WD}, \quad (43)$$

where X_H is the mass fraction of hydrogen in the accreted matter (ignoring any luminosity from helium shell burning), a similar argument gives:

$$\frac{a}{a_{RL}} \sim 13 \left(\frac{M_M}{M_{TOT}} \right)^{1/3} \left(\frac{4\pi f \epsilon X_H}{\Delta\Omega} \right)^{1/2}. \quad (44)$$

Figure 4 gives the ratio, a/a_{RL} , as a function of the mass of the M dwarf that satisfies the condition for self-consistent, self-irradiation for the cases where the luminosity is provided by accretion or by hydrogen shell burning. The curves are presented in Figure 4 assuming $M_{WD} = 1.4 M_\odot$ and $R_{WD,9} = 1$. One can define efficiency factors $\Phi_{acc} = \left(\frac{4\pi f \epsilon}{\Delta\Omega} \right)^{1/2}$ and $\Phi_{burn} = \left(\frac{4\pi f \epsilon X_H}{\Delta\Omega} \right)^{1/2}$, both of which are taken to be unity in Figure 4. To be physical, the condition for self-irradiation, a/a_{RL} , must exceed unity. This condition is readily met by shell-burning luminosity down to rather low values of the mass of the M dwarf. For the chosen parameters, accretion luminosity alone would not be self-consistent. The accretion model would be more consistent if the radius of the white dwarf were less than 10^9 cm, a likely condition as the white dwarf approaches the Chandrasekhar limit. Another possibility would be for the efficiency factor, Φ_{acc} , to exceed unity. This might also be possible if the solid angle into which the white dwarf pole cap radiated were sufficiently small to overcome the mass loss from the system ($f < 1$) and the efficiency to convert incident radiation into mass loss.

This analysis implies that a self-excited wind based on accretion power alone might be self-consistent if the M dwarf nearly fills its Roche lobe. If the source of the luminosity is a steady hydrogen-burning shell, then the M dwarf could be more widely separated. In that circumstance, one can envisage the possibility that the M dwarf is brought to the condition that it fills its Roche lobe, starting the mass transfer and burning process. In a transient phase, the M dwarf might retreat as it lost mass, until a quasi-steady state, shell-burning self-excited wind were established. A typical transfer rate might be $\sim 10^{20} \text{ g s}^{-1}$ or $\sim 10^{-6} M_\odot \text{ y}^{-1}$. Such a transfer rate might well sustain shell burning, especially if the burning were confined to the small area of the magnetic pole of the white dwarf. Even if such a self-excited wind can be established, the details clearly depend on the the solid angle of X-radiation from the white dwarf pole cap, the mass loss fraction, f , from the system and the efficiency of conversion of incident irradiation to mass loss from the M dwarf. It is also possible that the transfer stream is self-shielded, yielding a time-dependent flow. For a more detailed, general analysis of self-excited winds, see King & van Teesling (1998) and references therein. Published analyses of self-excited winds do not seem to account for the possibility that the companion star, as well as the white dwarf, is magnetized.

Earlier estimates suggested that the matter in the magnetic bottle might be optically thick. If that were to be the case, an estimate can be made of the effective temperature:

$$T_{eff} \sim 3.4 \times 10^4 \frac{L_{37}^{1/4}}{r_{bot,11}^{1/2}}, \quad (45)$$

where $r_{bot,11}$ is the characteristic size of the photosphere of the bottle. The effective temperature

might thus be on the order of the ionization temperature of hydrogen for the level of luminosity discussed here and the bottle comparable in size to the orbital separation. Adopting the expression for the optical depth from Equation 22 the effective temperature can be written as:

$$T_{eff,4} \sim 24B_2L_{37}^{1/4} \left(\frac{\kappa}{\tau_{bot}T_4} \right)^{1/2}. \quad (46)$$

It is thus plausible to have $T_{eff} < T \sim 10^4\text{K}$ for $\tau_{bot} \gtrsim 10$ and $\kappa < 1 \text{ g cm}^{-2}$. The effective temperature of the bottle can also be expressed as a function of the mass in the bottle using Equation 21 as:

$$T_{eff,4} \sim 0.1B_2^{1/3}L_{37}^{1/4}m_{bot}^{-1/6}T_4^{-1/6}. \quad (47)$$

Schaefer & Collazzi (see also Schaefer et al. 2010 and Schaefer, Pagnotta & Shara 2010) argue that the V1500 Cyg systems cannot become SN Ia. Some are neon novae, certainly counterindicative. Some have total mass less than the Chandrasekhar mass. These factors whittle down the eligible population, but do not preclude that there remains a finite fraction of such systems that do contain C/O white dwarfs and a total mass exceeding the Chandrasekhar mass. Another argument is that the post-outburst luminosity in the V1500 Cyg systems fades on timescales of decades to centuries, suggesting that the systems are heading for hibernation (Shara et al. 1986). While it is hardly a rigorous counter argument, we point out while we have invoked magnetic locking of the poles for simplicity, the expectation is that the magnetic poles of the white dwarf and M dwarf will oscillate about co-alignment with a timescale that is also comparable to decades to centuries, Equations 7 and 8. The secular evolution might be associated with that phenomenon, rather than an evolution toward hibernation. If that were the case, one would also expect to see systems with secularly rising luminosity. The statistics of catching a system in that phase are not clear. If the SN Ia progenitor systems do undergo a secular oscillating accretion onto the white dwarf and illumination of the M dwarf, the issue of the net white dwarf accretion rate becomes more complex.

While the V1500 Cyg systems have certain generic properties that are reminiscent of the SN Ia progenitor systems explored here, magnetic white dwarfs, M dwarf companions, absent or truncated accretion disks, and apparent self-irradiated mass transfer, it is not clear that they represent the progenitor systems being sought. Rather they might be close cousins. It is possible that if similar systems do become locked into a truly quasi-stable self-irradiated transfer state that they appear differently. The obvious possibility is that the matter in the magnetic bottle becomes optically thick, thus “cloaking” an otherwise similar system.

7. Beating the Companion Luminosity Limits

One of the original goals of this investigation was to explore the possibility of beating the observed companion luminosity limits. Here, we re-visit some of the factors involved. The case has been made that the luminosity of most or all isolated M dwarfs is less than the Schaefer/Pagnotta/Schmidt limit on companion stars that survive the explosion. It is worth noting

that these limits apply after all the proposed processes of mass transfer and loss and after the explosion. It is reasonable to suppose that the pertinent systems start, after the relevant common-envelope phase, with higher mass and hence more chance for the total mass of the system to exceed the Chandrasekhar mass. The companion only needs to be dimmer than the relevant limits by the time of the explosion. Strictly speaking, the companion only needs to be dimmer than the relevant limits several hundred years after the explosion for the cases of SNR 0509-67.5, Tycho’s supernova and SN 1006. There are two issues involved here, the mass stripped in the explosion and the luminosity of the M dwarf after the impact.

The stripping of mass from a companion star by a supernova has been considered by Livne, Tuchman & Wheeler (1992), Marietta, Burrows & Fryxell (2000), Pakmor et al. (2008), Kasen (2010) and Pan, Ricker & Taam (2012), among others. When considering main sequence companions, these works have all taken the companion to be $\sim 1 M_\odot$, following standard SD paradigms. Such stars have small convective envelopes with substantial radiative cores. The density structure will be fairly centrally condensed, similar to a polytrope of index $n = 3$. M dwarfs, by contrast, will be primarily, even totally convective. They will have a density structure that is less centrally condensed and better described by a polytrope of $n = 3/2$. This “puffier” structure (even neglecting departures from radiative equilibrium from mass transfer and irradiation) may alter the fraction of mass stripped from the M star. From Equation 5, the fraction of the ejecta intercepted by an M dwarf that is filling its Roche lobe, f_{ej} , is:

$$f_{ej} = \frac{1}{4} \left(\frac{R_M}{a_{RL}} \right)^2 \sim 5.3 \times 10^{-2} \left(\frac{M_M}{M_{TOT}} \right)^{2/3}. \quad (48)$$

Thus an M dwarf with a mass of several tenths of M_\odot will intercept about 10^{49} ergs of energy. Reality is more complex, however, with the shock parting around the companion, so only some of the matter is stripped, some ablated (Wheeler, Lecar & McKee 1975; Pan, Ricker & Taam 2012), and only some of the incident energy goes to heating the star. For perspective the binding energy of an M dwarf, E_M , is:

$$E_M \sim \frac{GM_M^2}{R_M} \sim 2.5 \times 10^{48} m_M \text{ erg}. \quad (49)$$

There is sufficient energy intercepted to unbind a small mass M dwarf so no companion survives, but this needs to be investigated quantitatively.

If a portion of the companion survives, it is likely that it will be substantially heated and hence of higher luminosity for a Kelvin-Helmholz cooling time. Taking the radius to be proportional to the mass and the luminosity to be proportional to M^4 , the Kelvin-Helmholz time is $\tau_{KH} \sim GM_M^2/R_M L_M \sim 3 \times 10^7 m_M^{-3}$ y. This is nominally a quite long time compared to the timescale on which the post-explosion observations of SN Ia companions have been made. This issue may require deeper study since this timescale is basically estimated for a star in thermal equilibrium. A possibly important consideration is that M dwarfs are highly or fully-convective. The convection can rapidly move flux within the star, on something like the dynamical timescale. The star cannot, of course, convect energy into space, so the luminosity is set by the outer boundary conditions

and hence sensitive to the opacity. If such a star is shocked by a supernova and heated, but remains convective, the opacity in the outer layers could change substantially, perhaps declining from rather large values characteristic of molecular opacities to something like electron scattering. In such a situation, the cooling time in the immediate aftermath of a supernova shock might be less than the simple estimate above would indicate.

8. Conclusions and Discussion

The discussion here scarcely constitutes proof that SN Ia arise in the explosion of white dwarfs with M dwarf companions, but it does illustrate that an interesting case can be made for further investigation. Because much of the mass of the M dwarf may be consumed in the hypothesized process, the proposed model could be described as a “single-degenerate coalescence model.” The salient points are:

- M dwarfs are of sufficiently low luminosity to evade the limits on left-over companions of SN Ia progenitors in young supernova remnants.
- white dwarfs and M dwarfs are the most common stellar objects in the Galaxy. Their binary combination is also quite common. Coalescence of white dwarfs with M dwarf companions could plausibly occur at a rate comparable to the observed rate of SN Ia.
- $\sim 20\%$ of white dwarfs have mass in excess of $0.8 M_{\odot}$. If such white dwarfs consume nearly all the mass of an M dwarf, they can, in principle, reach the Chandrasekar mass.
- M dwarfs do not evolve in the absence of binary mass transfer. The delay time distribution of coalescing WD/M pairs could be dominated by gravitational radiation and resemble the observed distribution for SN Ia and that hypothesized for the double degenerate models of SN Ia.
- M dwarfs are magnetic and some fraction of their white dwarf companions will also be. Mass loss by flares is modest, but gives a hard floor to the mass loss by M dwarfs.
- M dwarfs of smaller mass, those later than spectral type MV4, tend to have substantially larger magnetic fields. This transition may play a role as mass is lost in a binary system.
- The stable equilibrium of two magnetic stars is for the opposite poles to align with one another in the orbital plane, perhaps oscillating around this equilibrium. The timescale to reach this equilibrium is short.
- Tidal and magnetic torques will lock both the white dwarf and the M dwarf into synchronism with the orbit. The white dwarf is expected to be *slowly* rotating.
- The combined magnetic fields of the two co-aligned stars will produce a “magnetic bottle” that will affect the transfer of matter between them.

- This magnetic bottle may prevent the formation of a wind from the white dwarf hypothesized in some rapidly-accreting models of SN Ia.
- The mass in the magnetic bottle might play some role in forming the circumstellar matter seen in SN Ia with variable NaD and in the formation of the high-velocity Ca II feature at $\sim 22,000 \text{ km s}^{-1}$.
- The mass in the magnetic bottle may be optically thick so the system just prior to explosion may not resemble a “naked” cataclysmic variable.
- The system could lose some fraction of the mass transferred from the M dwarf and associated angular momentum at a rate sufficient to drive the M dwarf into contact and to maintain that situation.
- Close binaries of the sort investigated here may be susceptible to self-excited mass loss from the M dwarf with the luminosity deriving either from the accretion luminosity from the white dwarf or the luminosity of nuclear shell burning on its surface.
- The self-excited mass transfer might be sufficient to maintain shell burning on the white dwarf. This is especially true if the accretion column is magnetically focused into a small polar area on the white dwarf (that is selectively aimed back at the M dwarf as outlined above) and if turbulent mixing of that matter both laterally and with the inner white dwarf matter is inhibited by the magnetic field of the white dwarf.
- The class of V1500 Cyg variables, prominently including T Pyx, have many of the features invoked in the models presented here.
- The mass of the companion star does not have to be especially small initially to beat the observed limits on the surviving companions of SN Ia. It only needs to be sufficiently dim by the end of the mass transfer process.
- M dwarfs are likely to be nearly fully or completely convective, so have a less centrally concentrated structure than usually considered for the companions in the SD scenario. They may thus be more susceptible to mass stripping and disruption in the explosion than normally considered. Because they are nearly or fully convective, M dwarfs may quickly radiate any heat gained by the supernova impact and thus may have settled back into dim thermal equilibrium hundreds or thousands of years later when the observations constraining companions have been made.

Having made these points of interest, there are still many topics that require more careful study.

- What is the distribution of WD/M pairs, their masses, separations and magnetic fields? This area is ripe for more observational study, but also requires investigation with appropriate

detailed binary synthesis codes to characterize and constrain the nature of the associated common envelope evolution and the resulting distributions.

- What is the nature of the combined magnetic fields of a white dwarf and an M dwarf companion, how does it affect mass transfer and loss from the system?
- How do the combined magnetic fields and that on the white dwarf affect the accretion and burning of the matter on the surface of the white dwarf?
- Can radiation-induced self-excited mass transfer be sustained?
- How does the mass of the M dwarf evolve during mass transfer? Does the field increase when the mass is peeled down to the M4V transition mass? Does the magnetic field affect the mass at which this transition occurs?
- Does tidal locking enhance the M dwarf dynamo?
- What would an enshrouded, magnetically-bottled system look like prior to explosion?
- What is the configuration of the M dwarf companion at the time of explosion in terms of mass, magnetic field, radius?
- What is the effect of the explosion on the M dwarf, and is any expelled hydrogen within observational limits?

There are many other complications to ponder in terms of the white dwarfs, the M dwarfs and their pairing.

About 10% of all white dwarfs are magnetic, with fields in excess of $\sim 10^6$ G, while about 25% of those in cataclysmic variables are magnetic (Wickramasinghe & Ferrario 2000; Wickramasinghe & Ferrario 2005). The magnetic fields range from $\sim 3 \times 10^4 - 10^9$ G with a distribution peaking at 1.6×10^7 G in the greater sample and from $\sim 10^7 - 3 \times 10^8$ G in CVs. The magnetic white dwarfs tend to have a higher mass than the nonmagnetic white dwarfs, with a mean mass of $\sim 0.93 M_{\odot}$ (Wickramasinghe & Ferrario 2005). Ferrario & Wickramasinghe (2005) concluded that magnetic white dwarfs can be divided into three groups: those that are strongly magnetized slow rotators arising in single-star evolution, a group of strongly-magnetized fast rotators arising in mergers, and a group of modest rotators that have a mixed origin in single star and CV-like systems. The surface field distributions tend not to be dipolar and can be modeled by dipoles that are offset by 10%-30% of the stellar radius along the dipole axis (Wickramasinghe & Ferrario 2000).

Liebert et al. (2005) examined the SDSS sample and the sample from common proper motion systems of white dwarfs with evidence of magnetic field and detached M dwarf companions. They found no example where a magnetic white dwarf was paired with a detached M dwarf, whereas about 25% of accreting systems have a magnetic white dwarf. They speculate that the presence of the companion and the relatively large mass and small radius of the magnetic white dwarf relative

to nonmagnetic degenerate dwarfs yields a selection effect against the discovery of the magnetic white dwarfs in detached systems. The question of whether or not the mass and field distributions of the magnetic white dwarfs in interacting binaries are similar to those isolated magnetic white dwarfs remains to be determined.

As pointed out by Stassun et al. (2010) the relationships for M dwarfs between rotation, field strength, interior structure, and surface field topology are surely complex, non-linear, and dependent on the age of the star, even neglecting the effects of binary tidal locking and mass loss. Donati et al. (2008) and Reiners & Basri (2008) have shown that the fraction of the magnetic field in large scale components is larger in late-type than in early type M dwarfs. The field structure changes from globally weak but highly structured multipolar and non-axisymmetric fields in early spectral types, to globally strong and ordered dipole fields in the later spectral types. Browning (2008) produced models of fully convective stars that generated large scale, long-lived magnetic fields. The affect of large fields on the structure and evolution of M dwarfs has been studied by Mullan & McDonald (2001) and McDonald & Mullan (2009).

Progress on the demographics of WD/M pairs and related systems is promised by current wide field photometric surveys such as PTF and PanSTAARS. Birkby et al. (2012) studied detached M dwarf eclipsing binaries. The orbital periods fell in the range $1.5 < P < 4.9$ days. The masses ranged from 0.35-0.50 M_{\odot} with radii between 0.38-0.50 R_{\odot} . Birkby et al. argue that the tidally locking should give rise to high rotational velocities and high levels of magnetic activity that inflate the stellar radii and increase star spots (and flare mass loss?). They found that a radius inflation of order 10% was manifested even in non-synchronous M dwarfs of low activity.

There is clearly still much to learn about the nature of M dwarfs in general and those in binary systems in particular. Wu & Wickramasinghe (1993) investigated equilibrium configurations and magnetic interactions in WD/M pairs for which the M dwarf was assumed to have an intrinsic centered dipole field, and the white dwarf an offset dipole or a centered dipole plus a quadrupole field. The interaction of two magnetic stars has been considered by Piro (2012) in the context of binary neutron stars.

There are indications that the white dwarf/M dwarf systems will not necessarily involve standard Roche lobe overflow mass transfer and intriguing issues to explore in the context of the progenitor systems of SN Ia.

The author is grateful to Brad Schaefer, Ashley Pagnotta, Rosanne DiStefano, Rob Robinson, Don Winget, Suzanne Hawley, Keivan Stassun, Alicia Aarnio, John Tonry, and Brian Schmidt for constructive discussions and to David Branch and Alexei Poludnenko for comments on the manuscript. This research is supported in part by NSF AST-1109801. Some work on this paper was done in the hospitable environment of the Aspen Center for Physics that is supported by NSF Grant PHY-1066293.

REFERENCES

- Aarnio, A. N., Stassun, K. G., Hughes, W. J., & McGregor, S. L. 2011, *Sol. Phys.*, 268, 195
- Andronov, N., Pinsonneault, M., & Sills, A. 2003, *Ap. J.*, 582, 358
- Badenes, C., Borkowski, K. J., Hughes, J. P., Hwang, U., & Bravo, E. 2006, *Ap. J.*, 645, 1373
- Badenes, C., Hughes, J. P., Bravo, E., & Langer, N. 2007, *Ap. J.*, 662, 472
- Birkby, J. L. et al. 2012, *Mon. Not. Royal. Soc.*, in press arXiv:1206.2773
- Blondin, S., Prieto, J. L., Patat, F., et al. 2009, *Ap. J.*, 693, 207
- Blondin, S., Kasen, D., Röpke, F. K., Kirshner, R. P., & Mandel, K. S. 2011, *Mon. Not. Royal. Soc.*, 417, 1280
- Bloom, J. S., Kasen, D., Shen, K. J., et al. 2012, *Ap. J. Lett.*, 744, L17
- Bochanski, J. J., Hawley, S. L., Covey, K. R., et al. 2010, *Astron. J.*, 139, 2679
- Bochanski, J. J., Hawley, S. L., & West, A. A. 2011, *Astron. J.*, 141, 98
- Branch, D., Dang, L. C., Hall, N., et al. 2006, *Pub. Astr. Soc. Pac.*, 118, 560
- Browning, M. K. 2008, *Ap. J.*, 676, 1262
- Campbell, C. G. 1983, *Mon. Not. Royal. Soc.*, 205, 1031
- Campbell, C. G. 2010, *Mon. Not. Royal. Soc.*, 409, 433
- Chabrier, G., & Baraffe, I. 2000, *ARA&A*, 38, 337
- Chabrier, G., Gallardo, J., & Baraffe, I. 2007, *Astron. & Astroph.*, 472, L17
- Chatzopoulos, E., Robinson, E. L., & Wheeler, J. C. 2012, *Ap. J.*, 755, 95
- Cohen, O. 2011, *Mon. Not. Royal. Soc.*, 417, 2592
- Dan, M., Rosswog, S., Guillochon, J., & Ramirez-Ruiz, E. 2011, *Ap. J.*, 737, 89
- Dan, M., Rosswog, S., Guillochon, J., & Ramirez-Ruiz, E. 2012, *Mon. Not. Royal. Soc.*, 422, 2417
- Delfosse, X., Forveille, T., Ségransan, D., et al. 2000, *Astron. & Astroph.*, 364, 217
- Dilday, B., Howell, D. A., Cenko, S. B., et al. 2012, *Science*, 337, 942
- Di Stefano, R. 2010a, *Ap. J.*, 712, 728
- Di Stefano, R. 2010b, *Ap. J.*, 719, 474

- Donati, J.-F., Morin, J., Petit, P., et al. 2008, *Mon. Not. Royal. Soc.*, 390, 545
- Falcon, R. E., Winget, D. E., Montgomery, M. H., & Williams, K. A. 2010, *Ap. J.*, 712, 585
- Ferrario, L., & Wickramasinghe, D. T. 2005, *Mon. Not. Royal. Soc.*, 356, 615
- Ferrario, L., Wickramasinghe, D., Liebert, J., & Williams, K. A. 2005, *Mon. Not. Royal. Soc.*, 361, 1131
- Fruchter, A. S., Gunn, J. E., Lauer, T. R., & Dressler, A. 1988, *Nature*, 334, 686
- Fryer, C. L., Ruiter, A. J., Belczynski, K., et al. 2010, *Ap. J.*, 725, 296
- Fujimoto, M. Y. 1982, *Ap. J.*, 257, 767
- Gerardy, C. L., Höflich, P., Fesen, R. A., et al. 2004, *Ap. J.*, 607, 391
- Gerardy, C. L., Meikle, W. P. S., Kotak, R., et al. 2007, *Ap. J.*, 661, 995
- González Hernández, J. I., Ruiz-Lapuente, P., Filippenko, A. V., et al. 2009, *Ap. J.*, 691, 1
- González Hernández, J. I., Ruiz-Lapuente, P., Tabenero, H. M., Montes, D. Canal, R. Médez, J. & Bedin, L. R. 2012, *Nature*, in press.
- Greggio, L. 2005, *Astron. & Astroph.*, 441, 1055
- Hachisu, I., Kato, M., & Nomoto, K. 1996, *Ap. J. Lett.*, 470, L97
- Hachisu, I., Kato, M., & Nomoto, K. 2010, *Ap. J. Lett.*, 724, L212
- Hilton, E. J. 2011, PhD thesis
- Höflich, P., Wheeler, J. C., & Thielemann, F. K. 1998, *Ap. J.*, 495, 617
- Höflich, P., Gerardy, C. L., Marion, H., & Quimby, R. 2006, *New Astronomy Reviews*, 50, 470
- Iben, I., Jr. 1982, *Ap. J.*, 259, 244
- Iben, I., Jr., & Tutukov, A. V. 1984, *Ap. J. Supp.*, 54, 335
- Ivanova, N., & Taam, R. E. 2003, *Ap. J.*, 599, 516
- Kahabka, P., & van den Heuvel, E. P. J. 1997, *ARA&A*, 35, 69
- Kasen, D. 2010, *Ap. J.*, 708, 1025
- Kato, M., & Hachisu, I. 1999, *Ap. J. Lett.*, 513, L41
- Kepler, S. O., Kleinman, S. J., Nitta, A., et al. 2007, *Mon. Not. Royal. Soc.*, 375, 1315

- Kerzendorf, W. E., Schmidt, B. P., Laird, J. B., Podsiadlowski, P., & Bessell, M. S. 2012a, *Ap. J.*, in press
- Kerzendorf, W. E., Schmidt, B. P., Laird, J. B., Podsiadlowski, P., & Bessell, M. S. 2012b, *Ap. J.*, submitted
- King, A. R., & van Teeseling, A. 1998, *Astron. & Astroph.*, 338, 965
- King, A. R., Whitehurst, R., & Frank, J. 1990, *Mon. Not. Royal. Soc.*, 244, 731
- Knigge, C., King, A. R., & Patterson, J. 2000, *Astron. & Astroph.*, 364, L75
- Kozma, C., Fransson, C., Hillebrandt, W., et al. 2005, *Astron. & Astroph.*, 437, 983
- Lau, H. H. B., Gil-Pons, P., Doherty, C., & Lattanzio, J. 2012, *Astron. & Astroph.*, 542, A1
- Law, N. M., Kraus, A. L., Street, R., et al. 2012, *Ap. J.*, 757, 133
- Leonard, D. C. 2007, *Ap. J.*, 670, 1275
- Liebert, J., Bergeron, P., & Holberg, J. B. 2003, *Astron. J.*, 125, 348
- Liebert, J., Wickramasinghe, D. T., Schmidt, G. D., et al. 2005, *Astron. J.*, 129, 2376
- Li, J. K., Wu, K. W., & Wickramasinghe, D. T. 1994a, *Mon. Not. Royal. Soc.*, 268, 61
- Li, J. K., Wu, K. W., & Wickramasinghe, D. T. 1994b, *Mon. Not. Royal. Soc.*, 270, 769
- Li, W., Bloom, J. S., Podsiadlowski, P., et al. 2011, *Nature*, 480, 348
- Livio, M., & Truran, J. W. 1992, *Ap. J.*, 389, 695
- Livio, M., Shankar, A., & Truran, J. W. 1988, *Ap. J.*, 330, 264
- Livne, E., Tuchman, Y., & Wheeler, J. C. 1992, *Ap. J.*, 399, 665
- MacDonald, J., & Mullan, D. J. 2009, *Ap. J.*, 700, 387
- Maoz, D. & Mannucci, F. 2012, *PASA*, in press, arXiv1111.4492
- Marietta, E., Burrows, A., & Fryxell, B. 2000, *Ap. J. Supp.*, 128, 615 ,
- Mullan, D. J., & MacDonald, J. 2001, *Ap. J.*, 559, 353
- Napiwotzki, R. 2009, *Journal of Physics Conference Series*, 172, 012004
- Nielsen, M. T. B., Dominik, C., Nelemans, G. & Ross, R. 2012, *in press*
- Nomoto, K. 1982, *Ap. J.*, 253, 798

- Nugent, P. E., Sullivan, M., Cenko, S. B., et al. 2011, *Nature*, 480, 344
- O’Donoghue, D., Buckley, D. A. H., Balona, L. A., et al. 2006, *Mon. Not. Royal. Soc.*, 372, 151
- Paczyński, B. 1971, *ARA&A*, 9, 183
- Pakmor, R., Röpke, F. K., Weiss, A., & Hillebrandt, W. 2008, *Astron. & Astroph.*, 489, 943
- Pan, K.-C., Ricker, P. M., & Taam, R. E. 2012, *Ap. J.*, 750, 151
- Patat, F., Chandra, P., Chevalier, R., et al. 2007, *Science*, 317, 924
- Piro, A. L. 2012, *Ap. J.*, 755, 80
- Poludnenko, A. Y. & Oran, E. S. 2010, *Combust. Flame*, 157, 995
- Poludnenko, A. Y. & Oran, E. S. 2011, *Combust. Flame*, 158, 301
- Poludnenko, A. Y., Gardiner, T. A., & Oran, E. S. 2011, *Physical Review Letters*, 107, 054501
- Pritchett, C. J., Howell, D. A., & Sullivan, M. 2008, *Ap. J. Lett.*, 683, L25
- Reiners, A., & Basri, G. 2008, *Ap. J.*, 684, 1390
- Rest, A., Matheson, T., Blondin, S., et al. 2008, *Ap. J.*, 680, 1137
- Romani, R. W. 2012, *Ap. J. Lett.*, 754, L25
- Ruiz-Lapuente, P., Comeron, F., Méndez, J., et al. 2004, *Nature*, 431, 1069
- Schaefer, B. E. 2010, *Ap. J. Supp.*, 187, 275
- Schaefer, B. E., & Collazzi, A. C. 2010, *Astron. J.*, 139, 1831
- Schaefer, B. E., Pagnotta, A., & Shara, M. M. 2010, *Ap. J.*, 708, 381
- Schaefer, B. E., & Pagnotta, A. 2012, *Nature*, 481, 164
- Schaefer, B. E., Landolt, A. U., Linnolt, M., Stubbings, R. et al. 2011, submitted to *Ap. J.*, arXiv:1109.0065
- Shara, M. M., Livio, M., Moffat, A. F. J., & Orio, M. 1986, *Ap. J.*, 311, 163
- Shen, K. J., & Bildsten, L. 2008, *Ap. J.*, 678, 1530
- Simon, J. D., Gal-Yam, A., Gnat, O., et al. 2009, *Ap. J.*, 702, 1157
- Starrfield, S., Timmes, F. X., Iliadis, C., et al. 2012, *Baltic Astronomy*, 21, 76
- Stassun, K. G., Hebb, L., Covey, K., West, A. A., Irwin, J., Jackson, R., Jardine, M., Morin, J., Mullan, D. & Reid, N. 2010, arXiv:1012.2580

- Sternberg, A., Gal-Yam, A., Simon, J. D., et al. 2011, *Science*, 333, 856
- Tutukov, A. V., & Yungelson, L. R. 1979, *Acta Astronomica*, 29, 665
- van den Heuvel, E. P. J., Bhattacharya, D., Nomoto, K., & Rappaport, S. A. 1992, *Astron. & Astroph.*, 262, 97
- van Teeseling, A., & King, A. R. 1998, *Astron. & Astroph.*, 338, 957
- Verbunt, F., & Zwaan, C. 1981, *Astron. & Astroph.*, 100, L7
- Wang, L., Baade, D., Höflich, P., et al. 2003, *Ap. J.*, 591, 1110
- Webbink, R. F. 1984, *Ap. J.*, 277, 355
- Wheeler, J. C., Lecar, M., & McKee, C. F. 1975, *Ap. J.*, 200, 145
- Wheeler, J. C., & Hansen, C. J. 1971, *Ap. and Space. Sci.*, 11, 373
- Wheeler, J. C., Höflich, P., Harkness, R. P., & Spyromilio, J. 1998, *Ap. J.*, 496, 908
- Wheeler, J. C. & Pooley, D. A. 2012, *Ap. J.*, submitted
- Whelan, J., & Iben, I., Jr. 1973, *Ap. J.*, 186, 1007
- Wickramasinghe, D. T., & Ferrario, L. 2000, *Pub. Astr. Soc. Pac.*, 112, 873
- Wickramasinghe, D. T., & Ferrario, L. 2005, *Mon. Not. Royal. Soc.*, 356, 1576
- Wickramasinghe, D. T., & Wu, K. 1994, *Mon. Not. Royal. Soc.*, 266, L1
- Willson, L. A. 2000, *ARA&A*, 38, 573
- Woudt, P. A., Warner, B., de Budé, D., et al. 2012, *Mon. Not. Royal. Soc.*, 421, 2414
- Wu, K., & Wickramasinghe, D. T. 1993, *Mon. Not. Royal. Soc.*, 260, 141
- Zahn, J.-P. 1977, *Astron. & Astroph.*, 57, 383
- Zahn, J.-P. 1989, *Astron. & Astroph.*, 220, 112

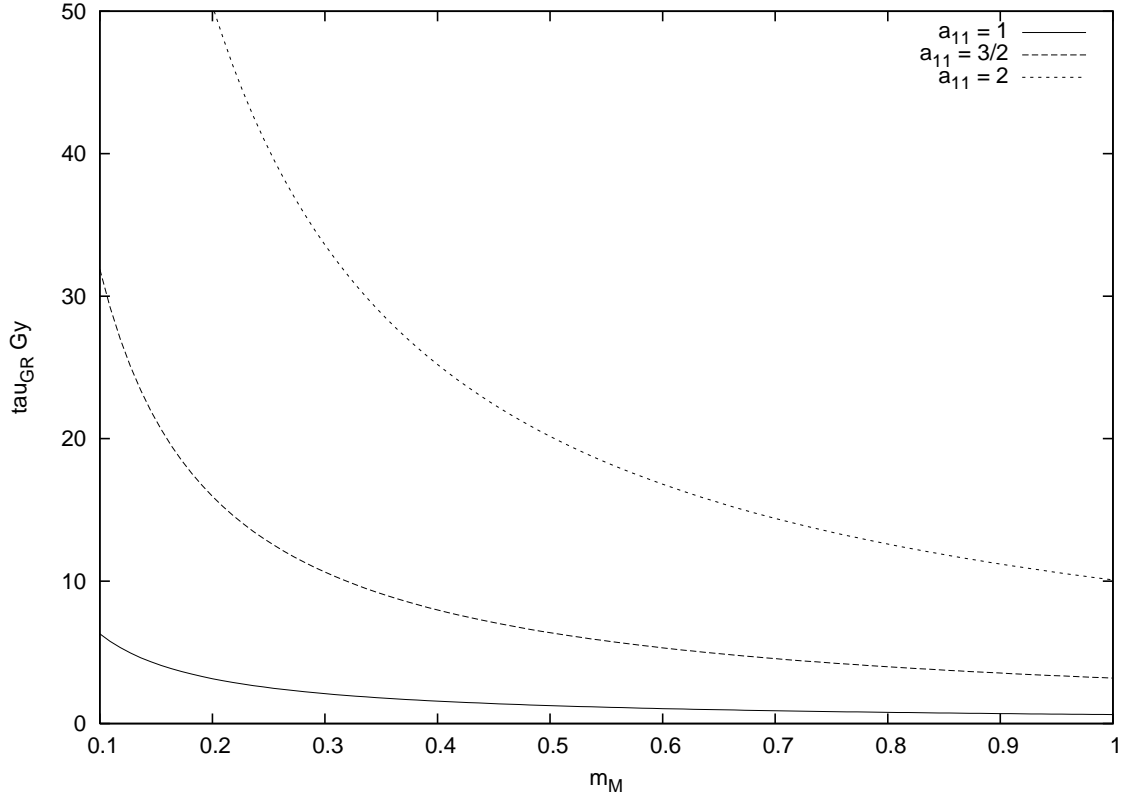


Fig. 1.— The time to inspiral, τ_{GR} , in Gyr from a given initial separation, a , is given as a function of the M dwarf mass, m_M , for various values of a , assuming that the mass of the white dwarf is $M_{WD} = 1.4 M_{\odot}$. These curves represent upper limits for the white dwarf and M dwarf to interact because winds from the M dwarf and from the “magnetic bottle” (§4) and associated loss of orbital angular momentum have been neglected.

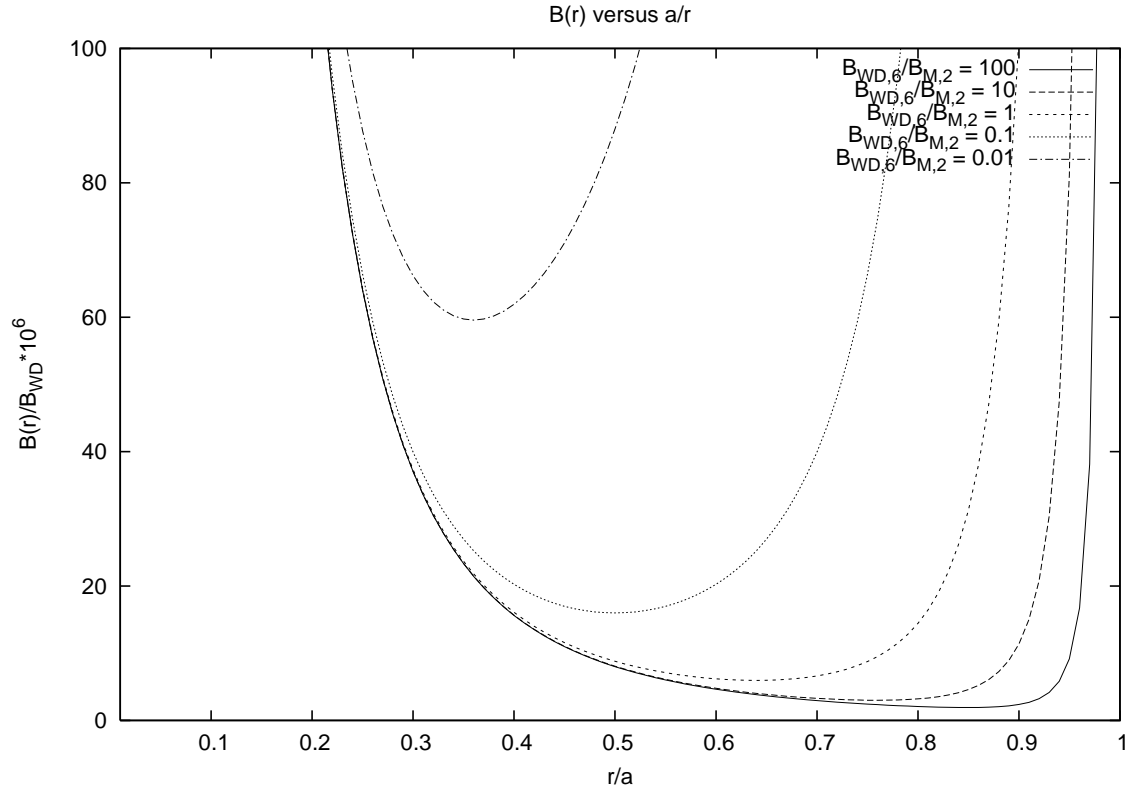


Fig. 2.— The ratio $B(r)/B_{WD}$ for two aligned dipoles a distance, a , apart is given as a function of r/a for various values of the ratio $B_{WD,6}/B_{M,2}$, where r is the distance from the center of the white dwarf.

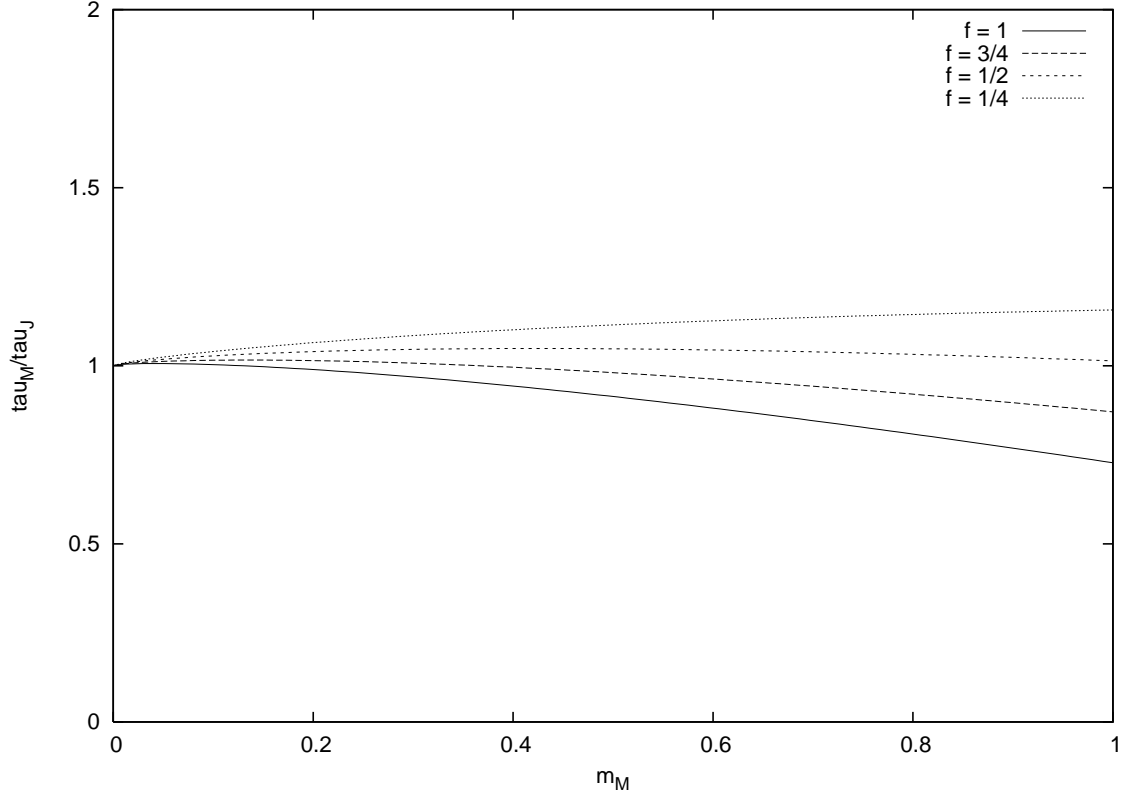


Fig. 3.— The ratio, $\tau_M/\tau_{J_{orb}} \equiv (\dot{J}_{orb}/J_{orb})/(\dot{M}_M/M_M)$ as a function of the mass of the M dwarf for various values of the fraction of mass loss from the system, f , assuming the mass of the white dwarf to be $1.4 M_\odot$, the white dwarf and the M star to be rotating synchronously, and for the M star to be filling its Roche lobe. The moment of inertia of the M dwarf is taken to be $I = kMR^2 = 0.4M_\odot R_\odot^2 (m_M)^3$

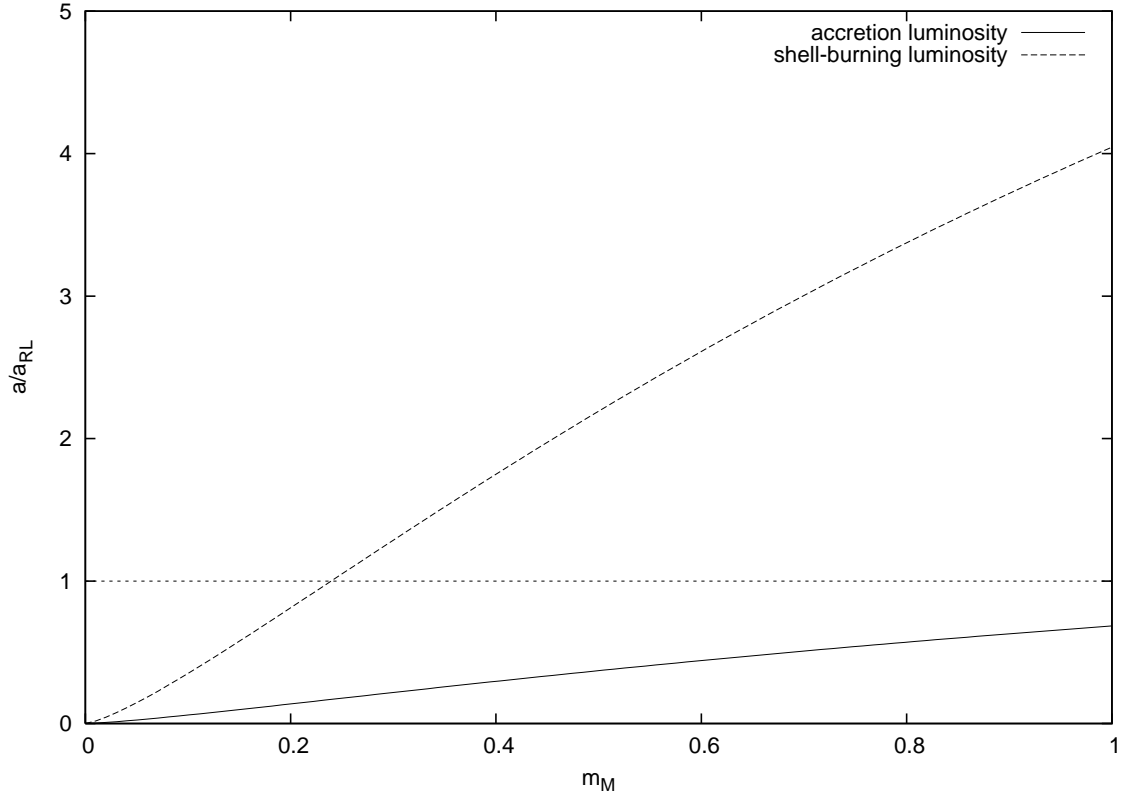


Fig. 4.— The ratio, a/a_{RL} as a function of the mass of the M dwarf by which the separation can exceed that corresponding to filling the Roche lobe and maintain a self-consistent, self-irradiated condition due to accretion luminosity (solid line) or hydrogen shell burning (dashed line). The curves are constructed assuming $M_{WD} = 1.4 M_{\odot}$, $R_{WD,9} = 1$, and efficiency factor (see text) equal unity. To be physical, a/a_{RL} must exceed unity, as indicated by the horizontal line. This condition is readily met by shell-burning luminosity, but for accretion luminosity alone to be self-consistent either the radius of the white dwarf would need to be less than 10^9 cm and/or the efficiency factor would need to be greater than one, a possible condition for irradiation into a narrow solid angle from the pole cap of the white dwarf.