arXiv:1209.0315v3 [math.CO] 7 Sep 2012

Combinatorial Tilings of the Sphere by Pentagons

Min Yan*
Hong Kong University of Science and Technology

December 3, 2024

1 Introduction

Tilings are usually understood to be composed of geometrically congruent tiles. Typically we start with finitely many *prototiles* and require that every tile to be isometric to one of the prototiles. For tilings of the plane by polygons, this means that there is a one-to-one correspondence between the edges of each tile and the edges of a prototile, such that the adjacency of edges is preserved, the edge length is preserved, and the angle between adjacent edges is preserved.

The combinatorial aspect of the tiling ignores the geometric information. For tilings of the plane, this means that we ignore the edge length and the angle information. What remains is only the number of edges of each tile. Dress, Delgado-Friedrichs, Huson, et. al. [2, 3, 4, 5] used the Delaney symbol to encode the combinatorial information and solved many combinatorial tiling problems. The Delaney symbol can also be turned into a computer algorithm for enumerating various classes of combinatorial tilings. For another research direction on the combinatorial aspects of tiling, see [8].

Our interest in the combinatorial tiling arises from our attempt at classifying *edge-to-edge* and *monohedral* tilings of the sphere by pentagons. The

*Research was supported by Hong Kong RGC General Research Fund 605610 and 606311.

tiles in such a tiling are all congruent and must be triangles, quadrilaterals, or pentagons. The classification of the triangle tilings of the sphere was started by Sommerville in 1923 [9] and completed by Ueno and Agaoka in 2002 [10]. In [6], we classified the tilings of the sphere by 12 congruent pentagons, where 12 is the minimal number of pentagon tiles. Unlike the triangle case, where the congruence in terms of the edge length is equivalent to the congruence in terms of the angle, we need to study different kinds of congruence separately, and then obtain the final classification by combining the classifications of different congruences together. In the case of 12 pentagon tiles, the combinatorial structure is always the dodecahedron. Then we found all 8 families of edge congruent tilings for the dodecahedron. We also found 7 families of angle congruent tilings for the dodecahedron, plus perhaps around 20 families of angle congruent tilings for a remaining configuration of angles in the pentagon. This remaining case is yet to be completely classified, but is fortunately not needed for the final classification in [6].

The purpose of this paper is to study the possible combinatorial configurations beyond the minimal case of 12 pentagon tiles. Of course this is only the first step in the complete classification. In [1], we further classify edge congruent tilings for the earth map tilings constructed in this paper. Moreover, Luk [7] studied the numerics in angle congruent tilings.

Now we make precise our object of study. A tiling in this paper is naturally given by a graph on the sphere, which divides the sphere into tiles that are homeomorphic to the disk. If the tiles are geometrically congruent pentagons, then the tiling has the following combinatorial property.

Definition. A *combinatorial pentagon tiling of the sphere* is a graph on the sphere, such that the boundary of any tile is a simple closed path consisting of fives edges, and the degree of any vertex is ≥ 3.

A consequence of the definition is that the graph has no loops.

A simple closed path of a combinatorial pentagon tiling of the sphere divides the sphere into two disks. Each disk has their own combinatorial pentagon tilings in the following sense.

Definition. A *combinatorial pentagon tiling of the* 2*-disk* is a graph on the disk, such that the boundary of the disk consists of some edges of the graph, the boundary of any tile is a simple closed path consisting of fives edges, and the degree of any vertex in the *interior* of the disk is ≥ 3.

The definition allows some vertices on the boundary to have degree 2. If the boundary has m edges, we also call the tiling a combinatorial pentagon tiling of the m-gon.

Let v_i be the number of vertices of degree i. Then it follows form the Euler equation and the Dehn-Sommerville equations that

$$v_3 = 20 + 2v_4 + 5v_5 + 8v_6 + \cdots = 20 + \sum_{k\geq 4}(3k-10)v_k,$$

and the number of tiles is

$$f = 12 + 2\sum_{k\geq 4}(k-3)v_k.$$

In particular, the number of tiles must be even.

Our first result concerns the smallest number of tiles next to the minimum 12. In other words, is there a tiling of the sphere by 14 pentagons? Theorem 1 says that the tiling must have at least two vertices of degree > 3, so that the next minimum number should be 16. Indeed there is a combinatorial tiling by 16 pentagons.

We saw vertices of degree 3 dominate the others. However, Theorems 4 and 5 says that vertices of degree > 3 cannot be too isolated. In fact, any vertex of degree > 3 has another vertex of degree > 3 within distance 5. Moreover, if there is a vertex v of degree > 3 such that there is no vertex of degree > 3 within distance 3 of v, then the tiling must be the earth map tilings in Figures 11 and 19. In fact, vertices of degree > 3 can be quite "crowded". For example, given any two combinatorial pentagon tilings T and T' of the sphere, we may construct the "connected sum" $T\#T'$ by deleting one tile each from T and T' and glue the two together along the five boundary edges. The connected sum is a pentagon tiling with all vertices along the five boundary edges having degree > 3.

In general, we may define the earth map tilings to be the ones with exactly two vertices of degree > 3. Naturally we call those two vertices poles. Theorem 6 says that for each distance between the poles ranging from 1 to 5, there is exactly one family of earth map tilings. In increasing orders of distance, these families are given by Figures 23, 24, 25, 19 and 11.

Part of this work is based on the HKUST UROP project by S. L. Wang and Y. Zhou. I would like to thank them for their contributions.

2 One Vertex of Degree > 3

Theorem 1. *There is no combinatorial pentagon tiling of the sphere with only one vertex of degree > 3.*

Let P be a tile with the only vertex of degree > 3 as one of its five vertices. Then the complement of P is a combinatorial pentagon tiling of pentagon, such that the only degree > 3 vertex is on the boundary. The following result implies that there is no such tiling.

Lemma 2. *If a combinatorial pentagon tiling of the m-gon, $m \leq 7$, has at most one vertex of degree > 3, and all vertices in the interior have degree 3, then the tiling either consists of only one tile, or is the complement of one tile in the dodecahedron tiling.*

There is a very good reason why we stop at 7. Figure 1 gives combinatorial pentagon tilings of the 8-gon and the 9-gon. Their complements in the dodecahedron tiling are also combinatorial pentagon tilings.

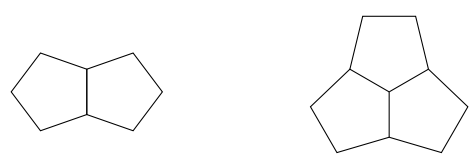

Figure 1: Pentagon tilings of 8-gon and 9-gon.

A key technique we use for proving Lemma 2 and later results is the criterion for constructing pentagon tiles. Let e_-, e, e_+ be three successive edges, connecting x, y, z, w. We say that e_- and e_+ are *on the same side* of e if there is a path $\hat{e}$ connecting x and w, such that $e_-, e, e_+, \hat{e}$ form a simple closed path, and the region enclosed by the simple closed path does not contain other edges at y and z. In other words, all the edges at y and z other than e_-, e, e_+ are outside of the region enclosed by the simple closed path. See left of Figure 2.

Lemma 3. *Suppose a sequence of edges $e_1, e_2, \ldots, e_k$ satisfies the following.*

1. *e_i and e_{i+1} share one vertex.*
2. *e_{i-1} and e_{i+1} are on the same side of e_i.*

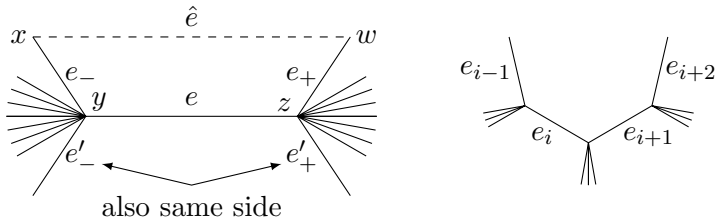

Figure 2: Edges on the same side.

Then the edges in the sequence belong to the same tile. In particular, we have $k \leq 5$.

The conditions of the lemma is described on the right of Figure 2. In a combinatorial tiling of the sphere, any edge is shared by exactly two tiles. The tile on the side of e_i that includes the corner between e_{i-1} and e_i is the same as the tile on the side of e_{i+1} that includes the corner between e_i and e_{i+1}. The lemma follows from this observation.

Proof of Lemma 2. Let us first restrict to $m \leq 5$, which is actually sufficient for proving Theorem 1.

Under the given assumption, all the possible boundary configurations of the disk (with $m \leq 5$) are listed in Figure 3. The only possible vertex of degree > 3, which we will call *high degree vertex*, has degree $n + 2$ in the disk. Here "high" only means that there is no limit on how large n can be, and the vertex can also have degree 2 or 3 on the other extreme. The lemma basically says that, with the exceptions of (5.1) with $n = 0$ and (5.10) with $n = 1$, all the other configurations will lead to contradiction.

For the configuration (2.1), we apply Lemma 3 to the two boundary edges and find that they are the boundary edges of a pentagon tile. However, all five boundary edges of this tile should form a simple closed path. Since two of the five edges already form a simple closed path, we get a contradiction. Similar contradictions can be reached for (3.1) and (4.1).

For the remaining 18 configurations, with sufficiently large n, we may try to build the tiles one by one by making use of the degree 3 assumption and Lemma 3. When the remaining region becomes one of the configurations in Figure 3, we say that the original configuration is reduced to the new configuration.

Figures 4 and 7 give all the major reductions. There are also numerous "non-generic" reductions and special reductions. The upshot is that the

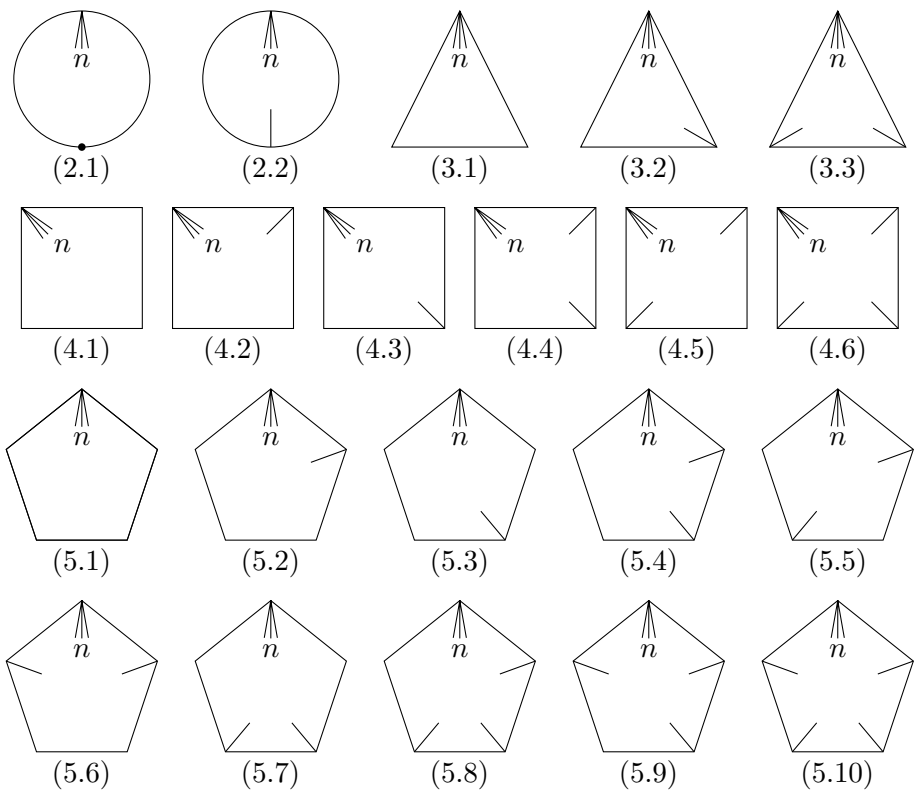

Figure 3: All cases.

reductions allow us to prove by inducting on the number of tiles. The lemma is the consequence of the fact that, unless we start with $(5.1)_{n=0}$ or $(5.10)_{n=1}$, the reductions never conclude with $(5.1)_{n=0}$ or $(5.10)_{n=1}$. Therefore in the subsequent proof, an argument ends (or a case is dismissed) once we arrive at a configuration (sometimes one configuration among several) in Figure 3 that is neither $(5.1)_{n=0}$ nor $(5.10)_{n=1}$.

Figure 4 presents the *generic* reductions for the configurations (2.2), (3.2) and (3.3). The tiles are constructed with the help of Lemma 3, the degree 3 assumption, and the additional assumption (hence the name "generic") that any newly created vertex is not identified with an existing one unless it is absolutely necessary. We also note that, whenever an edge from the high degree vertex is used, we only use the one closest to the boundary. So the angles α in Figure 4 do not contain any more edges.

Figure 5 shows many non-generic reductions for (3.3). Note that the

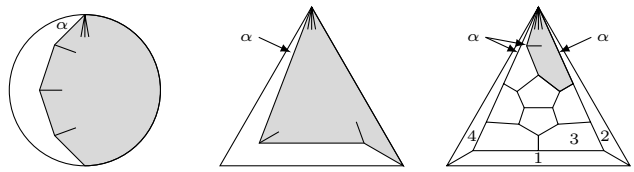

(2.2) → (5.8) (3.2) → (4.4) (3.3) → (5.2)

Figure 4: Two or three boundary edges.

non-generic reductions may conclude with more than one configurations. For example, the second reduction gives (2.1) and (4.4), and the third reduction gives (3.1) and $(5.1)_{n=0}$. For the purpose of proving the lemma, we only need one of these not to be $(5.1)_{n=0}$ or $(5.10)_{n=1}$.

The reductions in Figure 5 are created as follows. First by Lemma 3, we may create the pentagon tile 1 in Figure 4. This creates three new vertices. Since the five vertices of the tile 1 are distinct (because of the simple closed curve assumption), if there is any identification of a new vertex with the existing one, it has to be identified with the high degree vertex. Up to symmetry, the first two pictures in Figure 5 are all such identifications. Now we may assume the three new vertices are not identified with the existing ones and continue constructing the pentagon tile 2 in Figure 4. The two new vertices cannot be identified with the high degree one because the five vertices of the tile 2 must be distinct. When the two new vertices are identified with the existing vertices of degree 3, we get the third or fourth pictures. Then we may assume the two new vertices are "really new", and continue constructing the pentagon tile 3 in Figure 4. The fifth and six pictures then indicate the cases that one of the vertices of the tile 3 is identified with the high degree vertex.

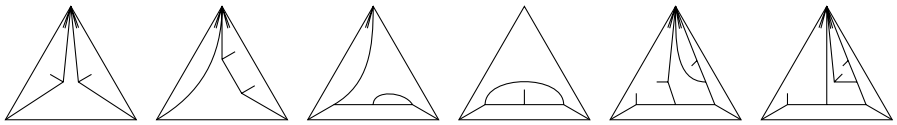

→ (3.2) → (2.1) → (3.1) → (3.1) → (2.1) → (4.3)

Figure 5: Other possible reductions of (3.3).

Analysing each non-generic reduction at each step of the construction is rather tedious. An easy way to dismiss the non-generic reductions is to look

at the distance between a new vertex and an existing one. For example, the gray region in Figure 6 is a newly constructed pentagon tile, with two new vertices. The boundary of the remaining region of the triangle consists of 9 edges. Therefore if any of the new vertex is identified with the existing one, one of the regions we get will have no more than four edges on the boundary, which is of the form (2.∗), (3.∗) or (4.∗). Since this is neither $(5.1)_{n=0}$ nor $(5.10)_{n=1}$, such reduction fits into our proof.

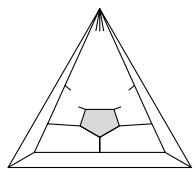

Figure 6: Analysing non-generic reductions.

In general, if after constructing a new tile, the remaining region has no more than 10 boundary edges, then the identification of the new and existing vertices will not be a problem. With this observation, we may easily dismiss all the non-generic reductions along the way and get the generic reductions in Figure 7 for the 4-gons and 5-gons. Moreover, by Lemma 3, the configuration (5.1) leads to a contradiction unless $n = 0$, and the configuration (5.10) leads to a contradiction unless $n = 1$.

Note that $n = 0$ means the configuration actually becomes another simpler configuration. For example, we have $(2.2)_{n=0} = (2.1)_{n=1}$, $(3.2)_{n=0} = (3.1)_{n=1}$, $(4.5)_{n=0} = (4.4)_{n=0}$, and $(5.5)_{n=0} = (5.3)_{n=1}$. Therefore we may always assume $n \geq 1$, with $(5.1)_{n=0}$ as the only exception. On the other hand, in the following cases, we need bigger n to carry out the generic reductions.

- $n \geq 2$ for (4.6), (5.5), (5.9), (5.10).
- $n \geq 3$ for (3.3), (5.8).
- $n \geq 4$ for (5.7).

So we still need to reduce the special cases when the requirement on n is not satisfied. These are listed in Figure 8. The only one that does not lead to contradiction is $(5.10)_{n=1}$, which is the complement of one pentagon tile in the dodecahedron tiling.

This completes the proof for $m \leq 5$. Now we turn to 6-gons and 7-gons. There are many possible configurations to consider. However, observe that if

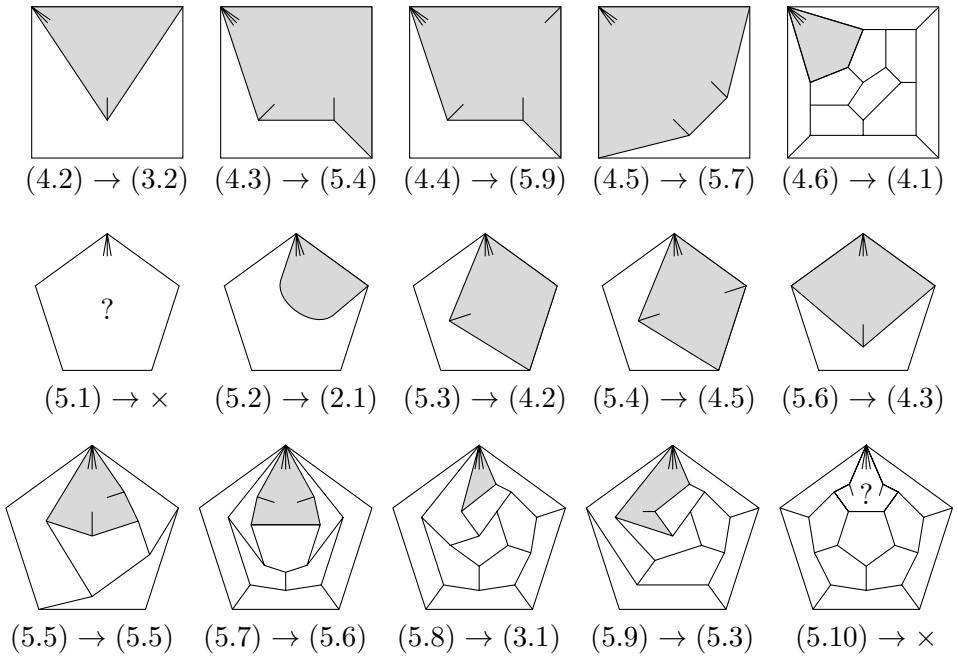

Figure 7: Four or five boundary edges.

part of the boundary is as illustrated by the thick lines in Figure 9, then we can always produce the reduction. Moreover, we allow a vertex at the fringe of the thick lines to be the high degree vertex (see lower left corner of the first picture).

So we only need to study those configurations not in Figure 9. It is also easy to see that the configurations with one high degree vertex and one or two vertices of degree 3 on the boundary either lead to contradictions or can be easily reduced. All the remaining non-trivial ones are illustrated in Figure 10.

We need to be concerned about the non-generic reductions. Since we have included 6-gons and 7-gons in our study, a case can be dismissed if there are no more than 14 boundary edges. The observation is sufficient for dismissing all the non-generic reductions.

We also need to consider the special cases that there are not enough edges at the high degree vertex for carrying out the reductions. In this regard, we only need to worry about the case $n = 1$ for the fourth and the fifth in the second row in Figure 10. However, for $n = 1$, they are respectively the second

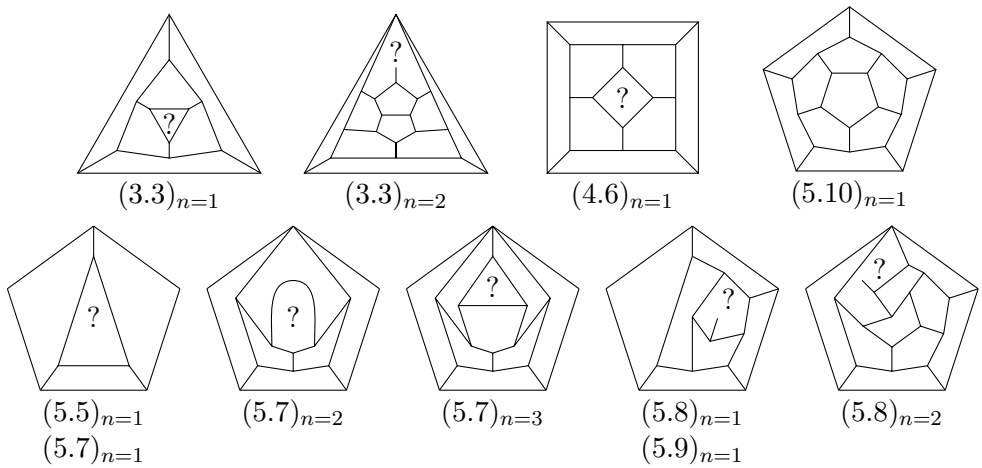

Figure 8: Special cases.

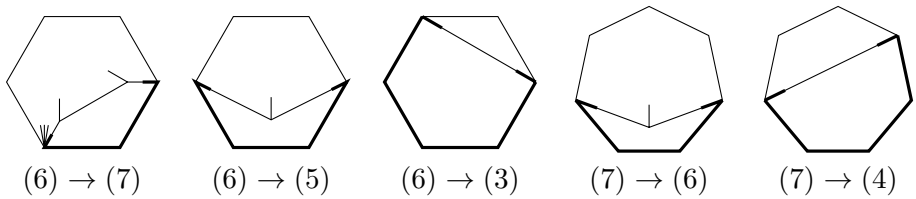

Figure 9: Easy reductions for six or seven boundary edges.

and the first in the second row. So the special cases have also been reduced.

Finally, we note that the reductions for the 6-gons and 7-gons never conclude with $(5.1)_{n=0}$ or $(5.10)_{n=1}$. Therefore all configurations eventually lead to contradictions. □

3 Distance Between Vertices of Degree > 3

Theorem 4. *Suppose a combinatorial pentagon tiling of the sphere has a vertex ν of degree > 3, such that all vertices within distance 4 of ν have degree 3. Then the tiling is the earth map tiling in Figure 11.*

The tiling must have exactly two vertices ν and σ (as *north* and *south* poles) of degree > 3, and the degrees at the two vertices must be the same. The first picture in Figure 11 is the view of the tiling from the north pole ν.

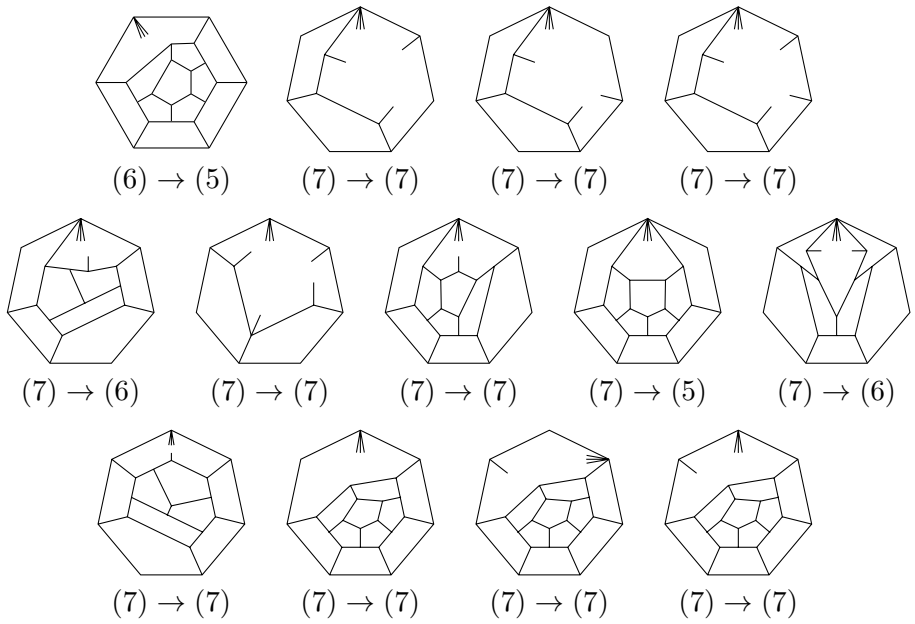

Figure 10: Six or seven boundary edges.

All the outward rays converge at the south pole σ. The second picture is our usual way of drawing maps, from the viewpoint of the equator.

An immediate consequence is that, if a combinatorial pentagon tiling is not the earth map tiling in Figure 11, then every vertex of degree > 3 must have another vertex of degree > 3 within distance 4.

Proof. Starting with a vertex ν of degree > 3, we construct the pentagon tiles layer by layer.

Apply Lemma 3 to get all the pentagon tiles with ν as one vertex. This creates new vertices x_* and y_*. Since the distance between x_*, y_* and ν is $\leq 2 < 5$, the new vertices have degree 3. We need to argue that all x_*, y_* are distinct.

First, if $x_i = x_j$ for some $i \neq j$, then we get a 2-gon with ν and x_i as the two vertices. Since x_i has degree 3, the 2-gon is in one of the two cases in Figure 12. In the first case, by Lemma 3, the two boundary edges belong to the same tile. This contradicts to the requirement that all five edges of this tile should form a *simple* closed path. For the second case, we note that the outside is actually the first case. Therefore the second case also leads to a contradiction. This completes the proof that all x_i are distinct.

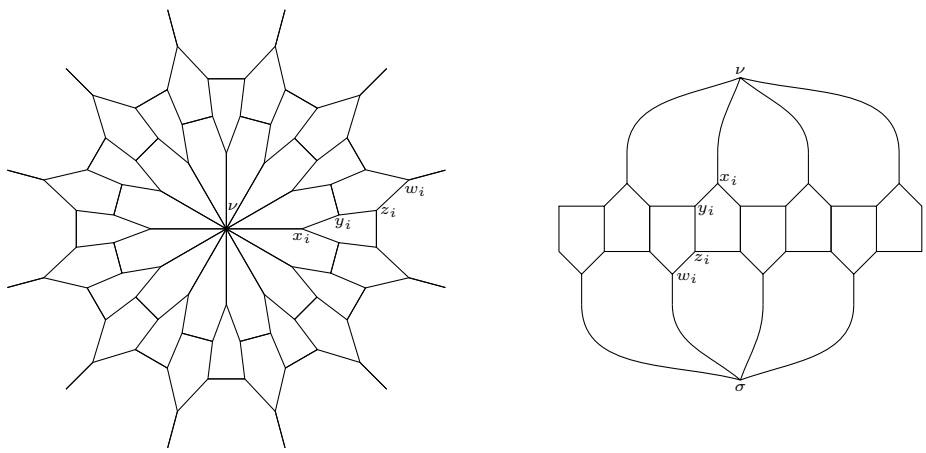

Figure 11: Earth map tiling, distance between poles = 5.

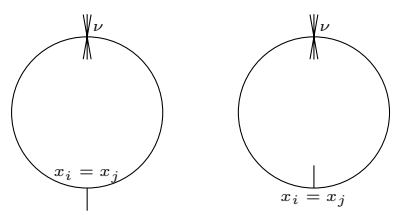

Figure 12: Two cases of $x_i = x_j$.

Next, if all x_* are distinct, and $x_i = y_j$, then we are in one of the three cases in Figure 13. In the first case, ν, x_i, x_j form a 3-gon. We may apply Lemma 3 to this 3-gon and find that the three boundary edges belong to the same tile. Like the first case of $x_i = x_j$, this contradicts to the requirement that the five boundary edges of the tile should form a simple closed path. For the second case, the outside is actually the first case, and we still get a contradiction. In the third case, we may apply Lemma 3 to the edges 1, 2, 3, 4 and get a pentagon tile. The fifth edge 5 (the gray line) means that we have $x_{i'} = y_{j'}$ for a pair $x_{i'}, y_{j'}$ closer than the pair x_i, y_j. So the argument can continue and eventually lead to a contradiction.

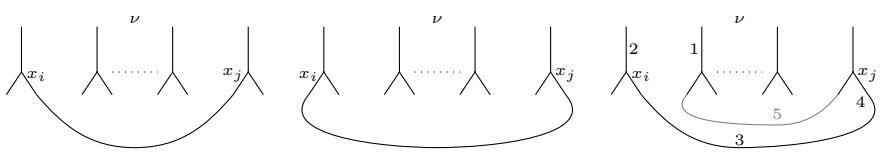

Figure 13: Three cases of $x_i = y_j$.

Finally, if all x_* are distinct, y_* are never identified with x_*, and $y_i = y_j$ for some $i \neq j$, then we are in one of the three cases in Figure 14. Note that we cannot have more than two y_* identified together because the degree of the vertex would be > 3.

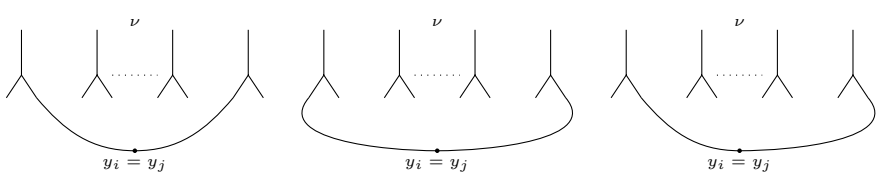

Figure 14: Three cases of $y_i = y_j$.

Consider the first case. By applying Lemma 3 and the requirement that the five boundary edges of any pentagon tile form a simple closed path, we see that the third edge at y_i must point upwards. Moreover, without loss of generality, we may assume that those y_* lying between y_i and y_j are no longer identified. So we get the black part of the first picture in Figure 15. Then we can apply Lemma 3 to develop the gray part. Note that all the newly created vertices have distance < 5 from v and therefore have degree 3. This implies that the new vertices are not identified with y_* (i.e., all developments

have to be generic). We see that the pattern repeats and therefore will lead to a contradiction.

Although the outside of the second case is the first case, the inside out trick that we used for proving $x_i \neq y_j$ cannot be used here, because in the proof of the first case of $x_i \neq y_j$, we used the additional assumption that those y_* lying between y_i and y_j are no longer identified. By applying Lemma 3, we decide that the third edge at y_i must point downwards. Like the proof of the first case, we may additionally assume that those y_* lying between y_i and y_j are no longer identified. Then we can develop the tiling and get the second picture in Figure 15. The picture is essentially the same as the first case and will lead to a contradiction.

Now we consider the third case, illustrated in the third picture in Figure 15. The dot represent the vertex $y_i = y_j$. If the third edge at y_i points downwards, the applying Lemma 3 to the edges 1, 2, 3, 4 gives a pentagon tile, with the fifth edge 7 as indicated in the picture. However, the edge 7 means that some x_* and y_* are identified, which has been proved to be impossible. On the other hand, if the third edge at y_i points upwards, then applying Lemma 3 to the edges 3, 4, 5, 6 produces the edge 8, which also means some other x_* and y_* are identified. This proves that the third case is impossible.

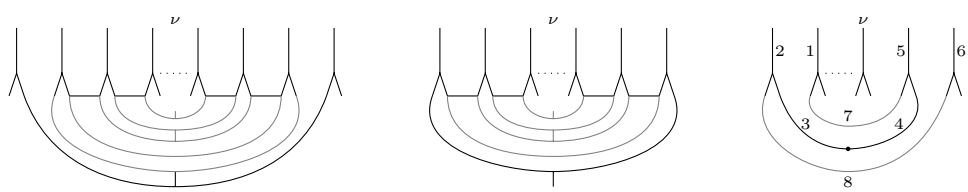

Figure 15: Impossible to have $y_i = y_j$.

After knowing all x_*, y_* are distinct, we construct the second layer of pentagon tiles and get new vertices z_*, w_*. Since the distance between z_*, w_* and ν is $\leq 4 < 5$, the new vertices have degree 3. We need to argue that all x_*, y_*, z_*, w_* are distinct.

We know x_i is connected to exactly three vertices $\nu, y_i, y_{i'}$. If $x_i = z_j$, then the vertex y_j connected to z_j must be one of $\nu, y_i, y_{i'}$. For topological reason, we cannot have $z_j = \nu$. So $j = i$ or i'. But $z_i = x_i$ and $z_{i'} = x_i$ contradict to the meaning of z_i and $z_{i'}$. This proves that x_*, z_* are distinct.

If $y_i = z_j$, then we are in one of the three cases in Figure 16, indicated

by the black part. Like the case of $y_i = y_j$, we may additionally assume that there is no more $y_{i'} = z_{j'}$ between the existing $y_i = z_j$. By successively applying Lemma 3 to the first case, we get the gray part and conclude with the second case. Note that we created two new vertices in the process. If any of them is identified with y_* or x_*, then we get either $x_{i'} = z_{j'}$, or $y_{i'} = z_{j'}$ between the existing $y_i = z_j$. Since these have been excluded, we get the generic development in the picture. For the second case, applying Lemma 3 gives a contradiction. For the third case, applying Lemma 3 again gives the gray part, which is still the third case. Therefore we get another identification $y_{i'} = z_{j'}$ between the existing $y_i = z_j$, a contradiction.

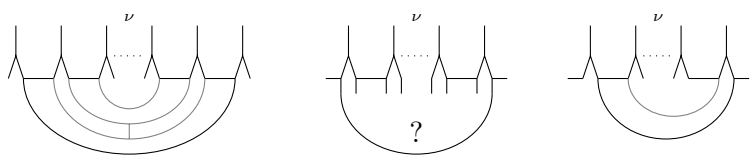

Figure 16: Three cases of $y_i = z_j$.

If $z_i = z_j$ for some $i \neq j$, then we are in one of the three cases in Figure 17. Note that we cannot have more than two z_* identified together because the degree of the vertex would be > 3. The outside of the first case is the second case. By Lemma 3, we conclude that the third edge at z_i must point upwards in the second and third cases. Then we may further apply Lemma 3 to get the gray part and the contradictions to Lemma 3.

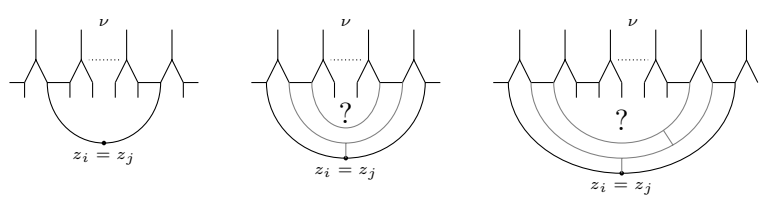

Figure 17: Three cases of $z_i = z_j$.

Now we know all x_*, y_*, z_* are distinct. For topological reason, w_i cannot be identified with x_*. Since y_* have degree 3, w_i cannot be identified with y_*. Figure 18 shows all three cases for $w_i = z_j$. The outside of the first case is the second case. The second and third cases contradict Lemma 3. Therefore w_i cannot be identified with z_*. Finally, each w_i is connected to two z_*. For

$i \neq j$, w_i and w_j are connected to four distinct z_*. Since w_i and w_j have degree 3, they cannot be identified.

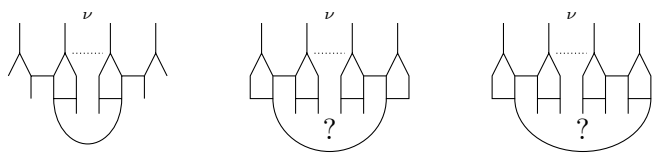

Figure 18: Three cases of $w_i = z_j$.

So we conclude that all x_*, y_*, z_*, w_* are distinct. Then we may apply Lemma 3 to construct the next layer of tiles. By Lemma 3, we find that the third edges at w_* converge at the same vertex. Therefore we get the earth map tiling in Figure 11. □

Theorem 4 describes the case of maximal distance 5 between any vertex of degree > 3 and the neighbouring vertices of degree > 3. The next extreme case is described by the following.

Theorem 5. *Suppose a combinatorial pentagon tiling of the sphere has a vertex ν of degree > 3, such that all vertices within distance 3 of ν have degree 3, and there is a vertex σ of degree > 3 at distance 4. Then the tiling is the earth map tiling in Figure 19.*

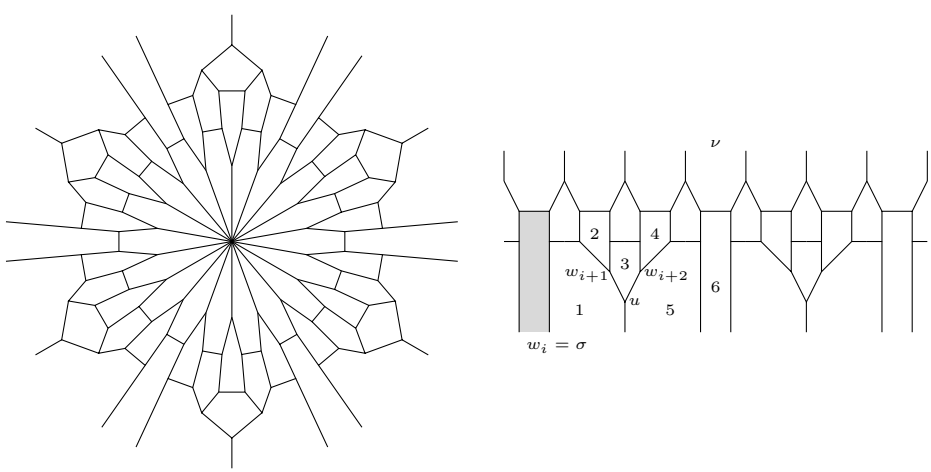

Figure 19: Earth map tiling, distance between poles = 4.

Proof. The proof of Theorem 4 is mostly based on no vertex of degree > 3 within distance 3 of ν. In fact, the only place we use no vertex of degree > 3 within distance 4 is for proving w_* are distinct.

So under the current assumption, x_*, y_*, z_* are still distinct, and w_i is not identified with any of x_*, y_*, z_*. Now we assume some w_i has degree > 3. On the right of Figure 19, the shaded region is one tile with w_i as a vertex. We "open up" the tile at w_i because w_i will be the south pole σ. We assume that there are plenty of edges at $w_i = \sigma$.

We may construct the tile 1 by using Lemma 3. The tile makes use of the next w-vertex w_{i+1} and create another new vertex u. Since the distance between w_{i+1}, u and σ is ≤ 2, and the degree of σ is > 3, both w_{i+1} and u have degree 3. Like the proof of Theorem 4, this implies w_{i+1} cannot be identified with any other w_* (because otherwise w_{i+1} would be connected to four distinct z_*). If $u = z_j$, then w_{i+1} is identified with another w_*, a contradiction. If $u = w_j$, then by the degree 3 property of w_{i+1} and u, we have the first picture in Figure 20, which contradicts Lemma 3. Therefore the construction of the tile 1 must be generic, as illustrated in Figure 19.

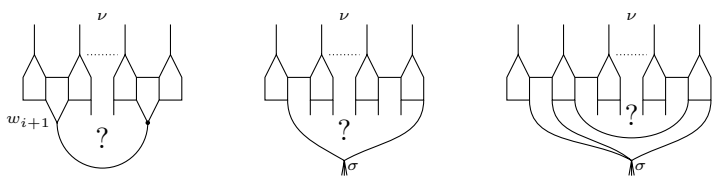

Figure 20: The new tiles are generic.

After the tile 1, we immediately have the tiles 2 and 3 by Lemma 3. Then the distance between w_{i+2} and σ is 2. By the same reason as before, the degree of w_{i+2} must be 3, and the construction of the tiles must be generic. Then by Lemma 3, we further get the tiles 4, 5 and 6.

Now the tile 6 is in the same configuration as the shaded tile we started with. Therefore the process repeats itself. The process stops when the edges at σ are used up. This means that either we come back to the shaded tile in a perfect match, which gives the earth map tile, or there is not enough available edges at σ to complete the last "gap". The second and the third pictures in Figure 20 show what happens when there are not enough available edges. Both lead to contradictions to Lemma 3. □

4 Two Vertices of Degree > 3

Theorems 4 and 5 cannot be further extended to smaller distances between vertices of degree > 3. The connected sum construction in the introduction produces many vertices of degree > 3 within distance 1. Figure 21 (with four outward rays converging at the same vertex) is a combinatorial pentagon tiling of the sphere with three vertices of degree 4 and eighteen tiles that does not look like a earth map type of tiling.

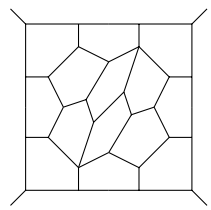

Figure 21: Three vertices of degree 4 and eighteen tiles.

In view of Theorem 1, therefore, we should study combinatorial pentagon tilings of the sphere with exactly two vertices of degree > 3. We expect to get similar earth map tilings with the two high degree vertices as the poles, even when the distance between the two poles is ≤ 3. We call the shortest paths connecting the poles *meridians*. If the meridians have length 5 or 4, then the tilings have to be the earth map tilings in Figures 11 and 19. So we only need to consider meridians of length ≤ 3. Figure 22 gives all the possibilities.

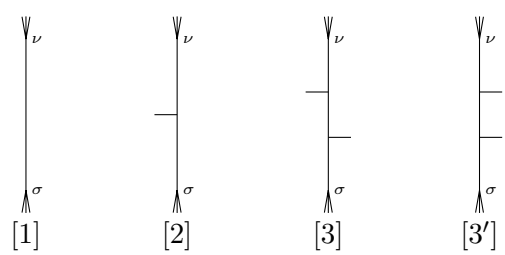

Figure 22: Possible meridians of length ≤ 3.

We put any meridian in the vertical position and develop the tiling on the right side (or the east side). We find that the development comes back to the original meridian we started with. Therefore the same development

can repeat itself. We call the tiling between adjacent meridians *timezones*. Then by glueing several timezones of the same type (i.e., bounded by the same meridians), we get the earth map tilings.

Figure 23 gives the earth map tiling with the meridian [1] (indicated by the thick line), in both the polar and equator views. Figure 24 gives the earth map tiling with the meridian [2], which also includes the meridian [3′]. Figure 25 gives the earth map tiling with the meridian [3].

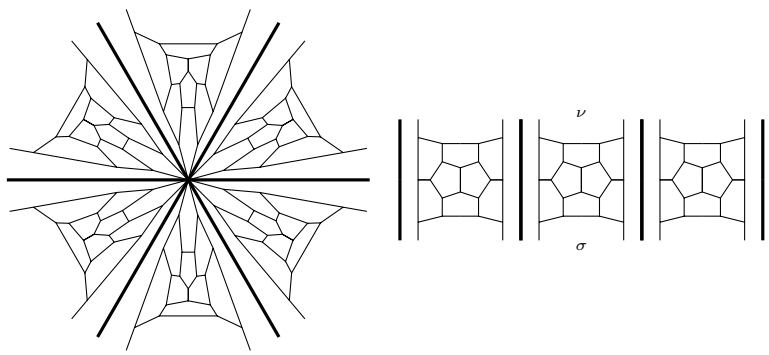

Figure 23: Earth map tiling, distance between poles = 1.

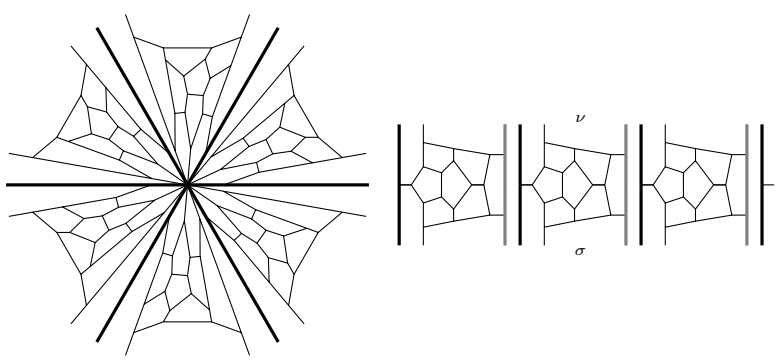

Figure 24: Earth map tiling, distance between poles = 2.

Theorem 6. *There are five families of combinatorial pentagon tilings of the sphere with exactly two vertices of degree* > 3*. The five families are given by Figures 11, 19, 23, 24, 25.*

Proof. We need to argue three things. The first is what happens to the meridian [3′]. The second is to justify the developments of the tilings in

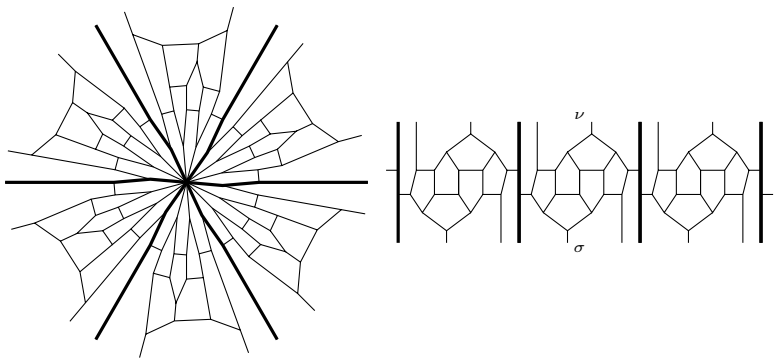

Figure 25: Earth map tiling, distance between poles = 3.

Figures 23, 24, 25 by dismissing the many possible non-generic cases. The third is to study the special cases (similar to Figure 8) that, after successively developing many timezones, there may not be enough available edges at the two poles to allow further development.

First, the meridian $[3']$ is created at the end of developing the right side of the meridian [2]. See the thick gray path in Figure 24. If we start with $[3']$ and carry out the development, then we immediately get the meridian [2] on the right side and then the same tiles in the equator view in Figure 24. So the meridians [2] and $[3']$ give the same tiling.

Second, the non-generic developments can be dismissed for the reason largely similar to the proof of Lemma 2. The idea is that, after using Lemma 3 to create a new tile, the identification of a newly created vertex and an existing vertex produces a simple closed path. If the length of the path is ≤ 7 and one of the regions divided by the path does not contain vertices of degree > 3 in the interior, then Lemma 2 can be applied to the region to dismiss the case.

For example, we start with the meridian [3] and develop the tiles in Figure 26. In the first picture, the shaded tile is newly created, together with a new vertex indicated by the dot. If the dot is identified with the south pole σ, then we get the second picture, and we can apply Lemma 2 to the "obvious" simple closed path of length 6.

If the dot is identified with x, then we get the third picture. However, Lemma 2 can be applied neither to the inside nor to the outside of the thick simple closed path, because either side contains a vertex of degree > 3 in the interior. To resolve the problem, we may either change the simple closed

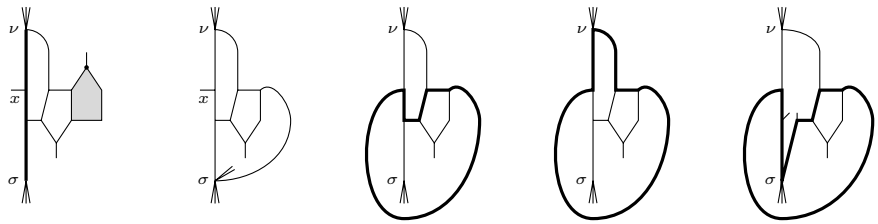

Figure 26: Non-generic developments starting from [3].

path to the one in the fourth picture and apply Lemma 2 to the outside, or we may modify the simple closed path in the third picture to the one in the fifth picture and apply Lemma 2.

With suitable choice of the sequence of constructing tiles and extra care, we can indeed show that, starting from any meridian, the developments to the right side must be generic.

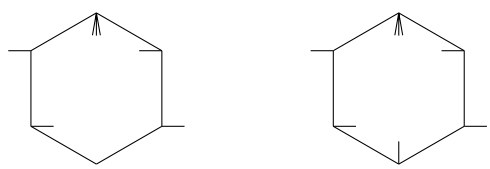

Figure 27: Failing cases for the meridian [3].

Now we deal with the third thing. We start with any meridian and add successive timezones. As long as we have at least two edges available at each pole, we may continue adding timezone. If there are exactly two edges available at each poles, then we can complete the final timezone and get the earth map tiling. This fails exactly when we have no or one edge left in one pole and at least one edge left at the other pole. Figure 27 describes the failing cases for the meridian [3]. Applying Lemma 2, these failing cases cannot happen. The same reason applies to the other meridians. □

References

[1] K. Y. Cheuk, H. M. Cheung, M. Yan: *Spherical tilings by edge congruent pentagons*, preprint

[2] O. Delgado-Friedrichs: *Data structures and algorithms for tilings, I. Tilings of the plane*, Theo. Comput. Sci. **303**(2003)431-445

[3] O. Delgado-Friedrichs, A. Dress, D. Huson: *Tilings and symbols: a report on the uses of symbolic calculation in tiling theory.* Sém. Lothar. Combin. **34**(1995), Art.B34a

[4] A. Dress: *Regular polytopes and equivariant tessellations from a combinatorial point of view*, In: Algebraic Topology, Göttingen 1984, **1172** Lecture Notes in Math., 56-72. Springer, Berlin, 1985

[5] A. Dress: *Presentations of discrete groups, acting on simply connected manifolds*, Advances in Mathematics **63**(1987)196-212

[6] H. H. Gao, N. Shi, M. Yan: *Spherical Tiling by* 12 *Congruent Pentagons*, arXiv:1009.2361, 2012, to appear in J Combi. Theory A

[7] H. P. Luk: Angles in Spherical Pentagon Tilings. MPhil. Thesis, Hong Kong Univ. of Sci. and Tech., 2012

[8] E. Schulte: *Combinatorial space tiling*, arXiv:1005.3836, 2010

[9] D. M. Y. Sommerville: *Division of space by congruent triangles and tetrahedra*, Proc. Royal Soc. Edinburgh, **43**(1922-3)85-116

[10] Y. Ueno, Y. Agaoka: *Classifiction of tilings of the 2-dimensional sphere by congruent triangles*, Hiroshima Math. J., **32**(2002)463-540