

Correlations of Abelian monopoles in quark-gluon plasma

V. V. Braguta*

*High Energy Physics Institute, 142280 Protvino, Russia
and Institute of Theoretical and Experimental Physics, 117259 Moscow, Russia*

A. Yu. Kotov†

Institute of Theoretical and Experimental Physics, 117259 Moscow, Russia

In this paper the properties of thermal Abelian monopoles in the deconfinement phase of the $SU(2)$ gluodynamics are considered. In particular, to study the properties of the Abelian monopole component of QGP we calculate three-point correlation functions of monopoles for different temperatures from the region $T/T_c \in (1.5, 6.8)$. The results of the calculation show that the three-point correlation functions can be described by independent pair correlations of monopoles. From this one can conclude that the system of Abelian monopoles in QGP reveals the properties of a dilute gas. In addition, one can assert that the interaction between Abelian monopoles is a pair interaction and there are no three-particle forces acting between monopoles.

PACS numbers: 11.15.Ha, 12.38.Gc, 12.38.Aw

Keywords: Lattice gauge theory, deconfinement phase, thermal monopoles, Gribov problem, simulated annealing

One of the most interesting results obtained at RHIC is a large elliptic flow [1, 2]. Interpretation of this result suggests that Quark-Gluon Plasma (QGP) reveals the properties of strongly correlated system with very small shear viscosity [3]. An interesting explanation of this peculiarity can be given within the hypothesis that unusual properties of QGP are closely connected with the magnetic degrees of freedom [4–8].

In paper [7] such magnetic degrees of freedom have been related to thermal Abelian monopoles evaporating from the magnetic condensate which is believed to induce color confinement at low temperatures. Moreover it has been proposed to detect such thermal monopoles in finite temperature lattice QCD simulations, by identifying them with monopole currents having a non-trivial wrapping in the Euclidean temporal direction [7, 9, 10].

The way one can study the monopoles' properties on the lattice is via an Abelian projection after fixing the maximally Abelian gauge (MAG) [11, 12]. This gauge as well as the properties of monopole clusters have been investigated in numerous papers both at zero and nonzero temperature (see for extensive list of references, e.g. [13]). The evidence was found that the nonperturbative properties of the gluodynamics, such as confinement, deconfining transition, chiral symmetry breaking, etc. are closely related to the Abelian monopoles defined in MAG. This was called a monopole dominance.

Motivated by the hypothesis that thermal Abelian monopoles might be responsible for the unusual properties of QGP in this paper we continue the study of

their properties. In particular, we are going to study monopole correlation functions in order to address the question of collective phenomena of magnetic component of QGP. Although the study of two-point correlation functions carried out in papers [14–17] revealed rather nontrivial interaction between monopoles, it is rather difficult to draw some conclusion about the properties of monopole medium in QGP. To study the properties of this medium in this paper we consider three-point correlation functions of monopoles.

The correlation function under consideration can be defined as follows

$$g^{(3)}(r_{12}, r_{13}, r_{23}) = \frac{\langle \rho(\bar{r}_1) \rho(\bar{r}_2) \rho(\bar{r}_3) \rangle}{\rho^3}, \quad (1)$$

where $\bar{r}_1, \bar{r}_2, \bar{r}_3$, are the positions of three monopoles, $r_{12} = |\bar{r}_1 - \bar{r}_2|$, $r_{13} = |\bar{r}_1 - \bar{r}_3|$, $r_{23} = |\bar{r}_2 - \bar{r}_3|$ are distances between the monopoles, $\rho(\bar{r})$ is the operator of monopole density at the point \bar{r} and ρ is the averaged density.

To study collective phenomena and medium effects we are going to compare correlation function (1) with the model correlation function

$$G^{(3)}(r_{12}, r_{13}, r_{23}) = g^{(2)}(r_{12})g^{(2)}(r_{13})g^{(2)}(r_{23}), \quad (2)$$

where $g^{(2)}(r)$ is the two-point correlation function

$$g^{(2)}(r_{12}) = \frac{\langle \rho(\bar{r}_1) \rho(\bar{r}_2) \rangle}{\rho^2}, \quad (3)$$

which will be taken from paper [17]. Now two comments are in order:

1. Model (2) implies that three-particle correlation takes place only through independent correlation of the pairs. Such correlation function is valid for the systems similar to a dilute gas.

*braguta@itep.ru

†kotov@itep.ru

Evidently in a dilute gas there are no collective phenomena and one can disregard the influence of monopole medium to the system of three monopoles. So, the deviation of correlation function (1) from model function (2) can be considered as a measure of collective phenomena and monopole medium effects.

- From correlation function (2) one can conclude that the interaction between monopoles in the monopole medium is a pair interaction described by some universal potential $V(r)$, which can be extracted from two-point correlation function. The potential $V(r)$ depends on the distance between two monopoles r and the temperature of QGP. We believe that last property is rather non-trivial property of nonabelian gluodynamics.

To model the system of Abelian monopoles in QGP we use $SU(2)$ lattice gauge theory with the standard Wilson action

$$S = \beta \sum_x \sum_{\mu > \nu} \left[1 - \frac{1}{2} \text{Tr} \left(U_{x\mu} U_{x+\mu;\nu} U_{x+\nu;\mu}^\dagger U_{x\nu}^\dagger \right) \right],$$

where $\beta = 4/g_0^2$ and g_0 is a bare coupling constant. Our calculations were performed on the asymmetric lattices with lattice volume $V = L_t L_s^3$, where $L_{t,s}$ is the number of sites in the time (space) direction. The temperature T is given by

$$T = \frac{1}{aL_t}, \quad (4)$$

where a is the lattice spacing.

The MAG is fixed by finding an extremum of the gauge functional

$$F_U(g) = \frac{1}{4V} \sum_{x\mu} \frac{1}{2} \text{Tr} \left(U_{x\mu}^g \sigma_3 U_{x\mu}^{g\dagger} \sigma_3 \right), \quad (5)$$

with respect to gauge transformations g_x . We apply the simulated annealing (SA) algorithm which proved to be very efficient for this gauge [18] as well as for other gauges such as center gauge [19] and Landau gauge [20].

In Table I we provide the information about the gauge field ensembles used in our study.

Lattice version of correlation functions (1) can be written as follows

$$g^{(3)}(r_1, r_2, r_3) = \frac{1}{\rho^3} \frac{dN(r_1, r_2, r_3)}{dV(r_1, r_2, r_3)} \quad (6)$$

where $dN(r_1, r_2, r_3)$ is the total number of triples of monopoles such that the distances between monopoles lie in the domain $r_{12} \in (r_1, r_1 + \Delta r)$, $r_{13} \in (r_2, r_2 +$

β	$a[\text{fm}]$	L_t	L_s	T/T_c	N_{meas}
2.43	0.108	4	32	1.5	1000
2.635	0.054	4	36	3.0	500
2.80	0.034	4	48	4.8	1000
2.93	0.024	4	48	6.8	1000

TABLE I: Values of β , lattice sizes, temperatures, number of configurations. To fix the scale we take $\sqrt{\sigma} = 440$ MeV.

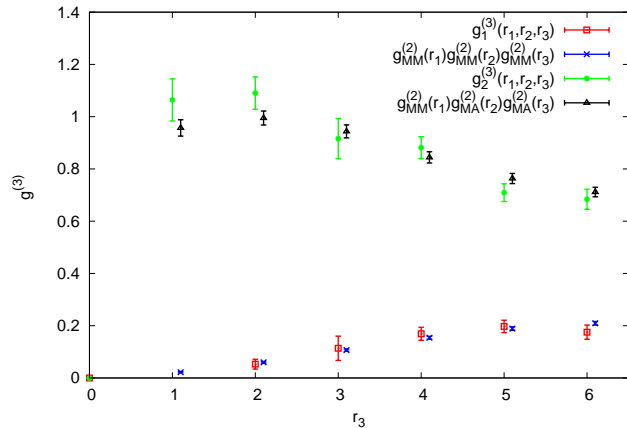


FIG. 1: $\beta = 2.43, T/T_c = 1.5$. The correlation function $g^{(3)}(r_1, r_2, r_3)$ and the model function $G^{(3)}(r_1, r_2, r_3)$. The distances between the first and second, the first and the third monopoles are $r_1 = r_2 = 3$ lattice spacings. The distance between the second and the third monopoles r_3 is varied.

$\Delta r)$, $r_{23} \in (r_3, r_3 + \Delta r)$. $dV(r_1, r_2, r_3)$ is the number of lattice cubes located in the same domain. In order to take into account discretization errors we evaluate the $dV(r_1, r_2, r_3)$ numerically. Δr is the size of one bin. Additional factor $1/\rho^3$ was introduced to normalize the whole expression. At large distances, where there are no correlations at all, $g = 1$.

In our analysis only monopoles with magnetic charge $q = \pm 1$ are taken into account. Our results show that the monopoles with $|q| > 1$ are greatly suppressed. Since one considers only two types of effective particles (monopoles $q = +1$ and antimonopoles $q = -1$) there are four different correlators $g_{MMM}^{(3)}, g_{AAA}^{(3)}, g_{MMA}^{(3)}, g_{AAM}^{(3)}$, where M, A denote monopole and antimonopole. Evidently, monopoles are equivalent to antimonopoles in the sense that one can make magnetic charge conjugation and this does not change the physical properties of QGP. For this reason, instead of four correlators we calculate the following linear combinations

$$g_1^{(3)} = \frac{1}{2}(g_{MMM}^{(3)} + g_{AAA}^{(3)}), \quad g_2^{(3)} = \frac{1}{2}(g_{MMA}^{(3)} + g_{AAM}^{(3)}) \quad (7)$$

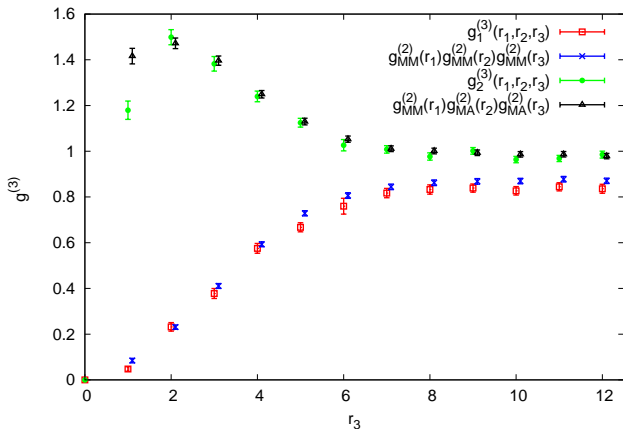


FIG. 2: $\beta = 2.43, T/T_c = 1.5$. The correlation function $g^{(3)}(r_1, r_2, r_3)$ and the model function $G^{(3)}(r_1, r_2, r_3)$. The distances between the first and second, the first and the third monopoles are $r_1 = r_2 = 6$ lattice spacings. The distance between the second and the third monopoles r_3 is varied.

Now let us proceed to the results of this paper. In Figures 1, 2 and 3 we plot the correlation functions $g_1^{(3)}(r_1, r_2, r_3), g_2^{(3)}(r_1, r_2, r_3)$ and model (2) for the configurations with $\beta = 2.43, T/T_c = 1.5$. In Fig. 1 we fixed the distances between the first and second, the first and the third monopoles at the values $r_1 = r_2 = 3$ lattice spacings and varied the distance between the second and the third monopoles r_3 . Similarly, in Fig. 2 we take the $r_1 = r_2 = 6$ lattice spacings and varied the r_3 . In Fig. 3 the monopoles are located at the corners of a regular triangle $r_1 = r_2 = r_3 = r$ and the side of this triangle r is varied. From these figures it is seen that up to the statistical uncertainty the correlation functions g_1, g_2 coincide with the corresponding models (2). Similar conclusion can be drawn for the other temperatures $T/T_c = 3.0, 4.8, 6.8$ studied in this paper.

Figures 1, 2 and 3 can give us only qualitative result. To get the quantitative measurement of the discrepancy between models (1) and (2) we introduce the following quantity

$$\delta = \frac{1}{N} \sum_{r_1, r_2, r_3} \frac{(g^{(3)}(r_1, r_2, r_3) - G^{(3)}(r_1, r_2, r_3))^2}{\sigma^2(r_1, r_2, r_3)} \quad (8)$$

Here $\sigma(r_1, r_2, r_3)$ is the uncertainty of the calculation of the correlation function $g^{(3)}(r_1, r_2, r_3)$ at the given point (r_1, r_2, r_3) . Note that we have disregarded the uncertainty in the two-point functions since it is small as compared to the $\sigma(r_1, r_2, r_3)$.

There are some restrictions on the values of distances between monopoles. The first one comes from the finite volume effect. Evidently, if $r_1 + r_2 + r_3 > L_s$ then due to periodical boundary conditions new non-physical triples of monopoles wrapped in a spatial di-

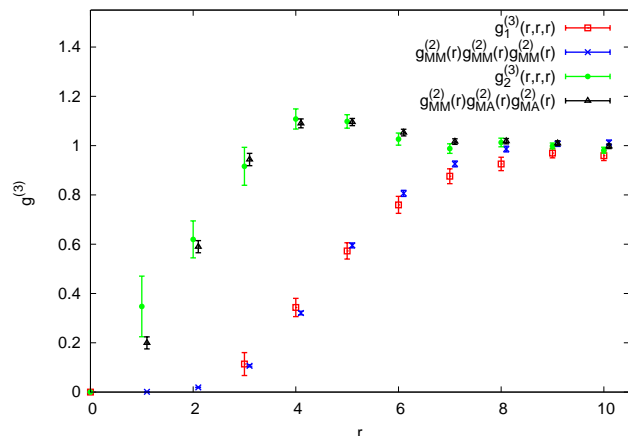


FIG. 3: $\beta = 2.43, T/T_c = 1.5$. The correlation function $g^{(3)}(r_1, r_2, r_3)$ and model function $G^{(3)}(r_1, r_2, r_3)$. The monopoles are located at the corners of the regular triangle $r_1 = r_2 = r_3 = r$ and the side of this triangle r is varied.

rection appear. We ignored such configurations in the calculation. Another restriction comes from the triangle inequality: $|r_1 - r_2| < r_3 < r_1 + r_2$. We also did not take into account the distances smaller than 3 lattice spacings due to the large statistical uncertainty. In formula (8) the sum is taken over all distances with the mentioned restrictions. N is the total number of triples of distances that satisfy these restrictions. Obviously the value of the δ is ≈ 1 if there is no discrepancy between two correlation functions. In Table II we present the values of the δ for the different β . From this Table it is seen that up to the uncertainty of the calculation the three-point correlation function of Abelian monopoles can be described by model (2).

β	T/T_c	δ_1	δ_2
2.43	1.5	0.59	0.67
2.635	3.0	0.67	0.68
2.80	4.8	0.66	0.69
2.93	6.8	0.62	0.68

TABLE II: The values of β , temperature, the difference δ between correlation functions (1) and the corresponding models (2). The δ_1 corresponds to the correlation function g_1 in (7), The δ_2 corresponds to the correlation function g_2 in (7).

In conclusion, in this paper we studied the properties of thermal Abelian monopoles in the deconfinement phase of the $SU(2)$ gluodynamics. In particular, to study the properties of Abelian monopole component in QGP we calculated three-point correlation functions of monopoles for different temperatures from the region $T/T_c \in (1.5, 6.8)$. The results

of the calculation show that the tree-point correlation functions can be described by the independent pair correlation of monopoles. From the last fact one can conclude that *the system of Abelian monopoles in QGP reveals the properties of dilute gas*. In addition, one can assert that the interaction between Abelian monopoles is a pair interaction and there are no three-particle forces acting between monopoles.

Acknowledgments

We would like to express our gratitude to M.I. Polikarpov, V.G. Bornyakov and V.I. Zakharov for

very useful discussions. This investigation has been supported by the Federal Special-Purpose Program 'Cadres' of the Russian Ministry of Science and Education (contracts 02.740.11.0571, No. 02.740.11.0490) and by grant RFBR 11-02-01227-a. VVB is supported by grant RFBR 10-02-00061-a and RFBR 11-02-00015-a.

-
- [1] J. Adams *et al.* [STAR Collaboration] Nucl. Phys. A **757**, 102 (2005), nucl-ex/0501009.
 - [2] K. Adcox *et al.* [PHENIX Collaboration], Nucl. Phys. A **757**, 184 (2005), nucl-ex/0410003.
 - [3] D. A. Teaney, nucl-th/0905.2433.
 - [4] M. N. Chernodub, H. Verschelde, and V. I. Zakharov Nucl. Phys. Proc. Suppl. **207-208**, 325 (2010), hep-ph/0905.2520
 - [5] J. Liao and E. Shuryak, Phys. Rev. Lett. **101**, 162302 (2008), hep-ph/0804.0255
 - [6] J. Liao and E. Shuryak, Phys. Rev. **C75**, 054907 (2007), hep-ph/0611131.
 - [7] M. N. Chernodub and V. I. Zakharov, Phys. Rev. Lett. **98**, 082002 (2007), hep-ph/0611228.
 - [8] E. Shuryak, Prog. Part. Nucl. Phys. **62**, 48 (2009), 0807.3033.
 - [9] V. G. Bornyakov, V. K. Mitrjushkin and M. Muller-Preussker Phys. Lett. B **284**, 99 (1992).
 - [10] S. Ejiri, Phys. Lett. B **376**, 163 (1996), hep-lat/9510027.
 - [11] G. 't Hooft, Nucl. Phys. B **190**, 455 (1981).
 - [12] G. 't Hooft, Phys. Scripta **25**, 133 (1982).
 - [13] G. Ripka, hep-ph/0310102.
 - [14] A. D'Alessandro and M. D'Elia, Nucl. Phys. **B799**, 241 (2008), 0711.1266.
 - [15] V. G. Bornyakov and A. G. Kononenko, hep-lat/1111.0169.
 - [16] V.G. Bornyakov and V.V. Braguta, Phys. Rev. **D84**, 074502 (2011), hep-lat/1104.1063.
 - [17] V.G. Bornyakov and V.V. Braguta, Phys. Rev. **D85**, 014502 (2012), hep-lat/1110.6308.
 - [18] G. Bali, V. Bornyakov, M. Muller-Preussker, and K. Schilling, Phys.Rev. **D54**, 2863 (1996), hep-lat/9603012.
 - [19] V. Bornyakov, D. Komarov, and M. Polikarpov, Phys. Lett. **B497**, 151 (2001), hep-lat/0009035.
 - [20] I. Bogolubsky, V. Bornyakov, G. Burgio, E. Ilgenfritz, M. Muller-Preussker, et al., Phys.Rev. **D77**, 014504 (2008), 0707.3611.