

Superconductivity at 5K in $\text{NdO}_{0.5}\text{F}_{0.5}\text{BiS}_2$

Rajveer Jha, Anuj Kumar, Shiva Kumar Singh and V. P. S. Awana

Quantum Phenomena and Application Division, National Physical Laboratory (CSIR)

Dr. K.S. Krishnan Road, New Delhi-110012, India

We report appearance of superconductivity at 5K in $\text{NdO}_{0.5}\text{F}_{0.5}\text{BiS}_2$ and supplement the discovery [1] of the same in layered sulfide based ZrCuSiAs type compounds. The bulk polycrystalline compound is synthesized by conventional solid state route via vacuum encapsulation technique. Detailed structural analysis showed that the studied compound is crystallized in tetragonal $P4/nmm$ space group with lattice parameters $a = 3.9911(3)\text{\AA}$, $c = 13.3830(2)\text{\AA}$. Bulk superconductivity is established in $\text{NdO}_{0.5}\text{F}_{0.5}\text{BiS}_2$ at 5K by both transport and magnetic measurements. Electrical transport measurements showed superconducting T_c onset at 5.2K and $T_c(\rho=0)$ at 4.7K. Under applied magnetic field both T_c onset and $T_c(\rho=0)$ decrease to lower temperatures and an upper critical field [$H_{c2}(0)$] of above 23kOe is estimated. Both AC and DC magnetic susceptibility measurements showed bulk superconductivity below 5K. Isothermal magnetization (MH) exhibited typical type-II behavior with lower critical field (H_{c1}) of around 15Oe. Specific heat [$C_p(T)$] is investigated in the temperature range of 1.9-50K in zero external magnetic field. A Schottky-type anomaly is observed at low temperature below 7K. This low temperature Schottky can be attributed to the change in the entropy of the system.

Key Words: *BiS_2 based new superconductor, structure, magnetization, magneto-transport, and heat capacity.*

PACS number(s): 74.10.+v, 74.70.-b, 74.70. Dd, 74.25.F-

***Corresponding Author**

Dr. V. P. S. Awana, Senior Scientist

E-mail: awana@mail.nplindia.org

Ph. +91-11-45609357, Fax-+91-11-45609310

Homepage www.freewebs.com/vpsawana/

Very recent reports on appearance of BiS₂ based layered superconductivity in Bi₄O₄S₃ [2-5] and REO_{0.5}F_{0.5}BiS₂ (RE = La, Nd, Pr, Ce and Yb) [1, 6-11] is of tremendous interest. This is because these compounds are layered in structure and similar to that as popular high T_c cuprates [12] and Fe-pnictides [13]. In fact preliminary electronic structure calculations show that even the carrier doping mechanism is similar to that as for cuprates and Fe-pnictides [8, 14-16]. It seems the role of Cu-O₂ planes of cuprates and FeAs of pnictides is being played by BiS₂ in the newly discovered compounds. Presuming this, one wonders if the relatively low temperature (below 10K) superconductivity of these new systems could meet the same fate as of cuprates and Fe-pnictides and result into higher T_c . This may open a fresh avenue for an altogether new series of BiS₂ based exotic superconductors. At, the situation is that with normal pressure synthesis the BiS₂ superconductivity is found at above 4.5K in Bi₄O₄S₃ [2-5] and at 2.7K [6-7] and 5.5K [1] in LaO_{0.5}F_{0.5}BiS₂ and NdO_{0.5}F_{0.5}BiS₂ respectively. Under applied pressure the 2.7K superconductivity of LaO_{0.5}F_{0.5}BiS₂ increases to above 10K [8]. Also, with high pressure high temperature (*HPHT*) solid state synthesis route stable superconductivity of above 10K could be established in LaO_{0.5}F_{0.5}BiS₂ [6]. Worth mentioning is the fact that possibility of foreign impurity material has also been suggested for the exotic layered BiS₂ based superconductivity in Bi₄O₄S₃ [17]. However, the possibility of impurity (Bi) driven superconductivity is discarded in ref. [3] as it (impurity phase Bi) is present in ordinary non-superconducting rhombohedral phase in the matrix. On the same footing, jump at T_c in C_p measurement for LaO_{0.5}F_{0.5}BiS₂ [9] and Bi₄O₄S₃ [20] confirmed the bulk superconductivity of these BiS₂ based compounds.

Interestingly, the NdO_{0.5}F_{0.5}BiS₂ compound which exhibits superconductivity above 5K without *HPHT* treatment (normal pressure synthesis) [1] yet awaits its confirmation from independent groups. Band structural calculations suggest that ground state of these newly discovered La/NdOBiS₂ (1112) is not superconducting but rather semiconducting [14] similar to that as for high T_c cuprates compounds [12]. Experimentally as well the ground state La/NdOBiS₂ is found non-superconducting [1, 6-8]. In fact lot more need to be done to explore fully the ground state of these newly discovered Bismuth oxy sulfides.

In this article we report the synthesis and superconductivity of nearly phase pure NdO_{0.5}F_{0.5}BiS₂ compound and substantiate the results of reference [1]. The as synthesized NdO_{0.5}F_{0.5}BiS₂ compound is nearly single phase in nature and bulk superconducting below 5K as established by both electrical transport and magnetization measurements. In heat capacity measurements a Schottky anomaly is observed below 7K, which suppresses the jump at T_c due to superconducting transition.

Bulk polycrystalline $\text{NdO}_{0.5}\text{F}_{0.5}\text{BiS}_2$ is synthesized by standard solid state reaction route via vacuum encapsulation. High purity Nd, Bi, S, NdF_3 , and Nd_2O_3 are weighed in stoichiometric ratio and ground thoroughly in a glove box under high purity argon atmosphere. The mixed powders were subsequently palletized and vacuum-sealed (10^{-3} Torr) in a quartz tube. Sealed quartz ampoule is placed in tube furnace and heat treated at 800°C for 12h with the typical heating rate of $2^\circ\text{C}/\text{min.}$, and subsequently cooled down slowly over a span of six hours to room temperature. This process was repeated twice. X-ray diffraction (*XRD*) was performed at room temperature in the scattering angular (2θ) range of 10° - 80° in equal 2θ step of 0.02° using *Rigaku Diffractometer* with $\text{Cu } K_\alpha$ ($\lambda = 1.54\text{\AA}$). Rietveld analysis was performed using the standard *FullProf* program. Detailed electrical transport and magnetization measurements were performed on Physical Property Measurements System (*PPMS-14T*, *Quantum Design*) as a function of both temperature and applied magnetic field. Heat capacity of the studied sample over a temperature range 1.9-50K, was also performed on *PPMS-14T*.

Figure 1 (a) depicts the room temperature observed and Rietveld fitted *XRD* pattern of studied $\text{NdO}_{0.5}\text{F}_{0.5}\text{BiS}_2$ sample. The compound is crystallized in ZrCuSiAs type tetragonal structure in space group $P4/nmm$. Rietveld refinement of *XRD* pattern is carried out using ZrCuSiAs structure and Wyckoff positions. Refined structural parameters (lattice parameters, atomic coordinates and site occupancy), are shown in the Table I. The representative unit cell of the compound in $P4/nmm$ space group crystallization is shown in Figure 1 (b). The layered structure includes Nd_2O_2 (rare earth oxide layer) and BiS_2 (fluorite type) layers. Various atoms with their respective positions are indicated in the inset part of Figure 1. Bismuth (Bi), Neodymium (Nd), and Sulfur (S1 and S2) atoms occupy the $2c$ (0.25, 0.25, z) site. On the other hand O/F atoms are at $2a$ (0.75, 0.25, 0) site. In $\text{NdO}_{0.5}\text{F}_{0.5}\text{BiS}_2$, mobile carriers are doped from NdO/F redox layer to superconducting BiS_2 layer. It is worth mentioning here that the phase purity of the sample is achieved after several heating schedules and a slight change in synthesis temperature gives rise to large amount of Nd_2O_3 impurity and non superconducting behavior.

Both *DC* and *AC* magnetization with temperature results are shown in Fig. 2. As it can be seen, the compound exhibits diamagnetic transition at below 5K. There is a positive back ground as well seen in the normal state (above 5K) magnetic data. This is presumably due to the paramagnetic moment of magnetic ion Nd being present in superconducting $\text{NdO}_{0.5}\text{F}_{0.5}\text{BiS}_2$ sample. As far as the volume fraction of superconductivity is concerned the same is considerably less than another BiS_2 based superconductor, i.e., $\text{Bi}_4\text{O}_4\text{S}_3$ with

shielding fraction of around 95% [2-3]. The volume fraction of superconductivity in reported La/Nd-1112 (La/NdOBiS₂) is yet weak [1, 6-8] and better refinement of the material quality is yet warranted. However, an interesting analogy comes here in mind, when BiS₂ based 1112 are compared with FeAs based 1111 (REFeAsO), the T_c of former increases from 2.7K [6-8] to above 5K [1] when La is changed with Nd, in later case the same goes from say 27K [13] to above 50K [18]. It means the structural pressure plays an important role in case of layered BiS₂ based 1112 compounds, similar to that as for FeAs based 1111 pnictides. The lower inset of figure shows the isothermal magnetization (MH) of the compound at 2.1K. NdO_{0.5}F_{0.5}BiS₂ clearly exhibits the type-II behavior with its lower critical field (H_{c1}) at around 15Oe. The normal state magnetic behavior of the NdO_{0.5}F_{0.5}BiS₂ sample is shown in upper inset Fig. 2. The magnetic susceptibility of the compound increases with decrease in temperature. This is due to paramagnetic moment of Nd in studied NdO_{0.5}F_{0.5}BiS₂ sample.

Fig.3 depicts the resistivity versus temperature (ρ -T) plots for studied NdO_{0.5}F_{0.5}BiS₂ sample with and without applied magnetic field of up to 20kOe in temperature range of 2-7K. Inset of the same shows the resistivity in expanded temperature range 2-300K. The compound is semiconducting/non-metallic down to 6K. The superconducting onset in terms of sharp decrease in resistivity is seen at 5.2K with T_c ($\rho = 0$) at 4.7K without any applied external field. The normal state conduction and the superconducting transition temperature are in agreement with the reported results in ref. 1. With applied magnetic field both T_c (onset) and $T_c(\rho = 0)$ are decreased to lower temperatures.

Fig. 4 shows the $d\rho/dT$ plot of the sample. Single characteristic peak is seen in $d\rho/dT$ plots at various fields although with increased broadening under applied field. This is suggestive of single superconducting transition and better grains coupling in this system. The broadening of $d\rho/dT$ peak under applied field suggests that superconducting onset is relatively affected less than the T_c ($\rho = 0$) state. In any case, with the application of magnetic field both the onset and offset T_c shift towards lower temperature. Inset of Fig. 4 shows the variation of upper critical field $H_{c2}(T)$ and irreversibility field $H_{irr}(T)$. $H_{c2}(T)$ and $H_{irr}(T)$ are calculated through the intersection point between normal state resistivity extrapolation and superconducting transition line respectively. The slope $dH_{c2}/dT|_{T_c}$ is estimated to be $\sim 7.5\text{kOe/K}$ that implies WHH (Werthamer-Helfand-Hohenberg) $H_{c2}(0)$ ($= -0.69 T_c dH_{c2}/dT|_{T_c}$) value of 23kOe, which is slightly than the one (19kOe) reported for LaO_{0.5}F_{0.5}BiS₂ of [7].

Fig. 5 represents the heat capacity measurement [$C_p(T)$] with temperature of NdO_{0.5}F_{0.5}BiS₂. Hump at T_c related to superconducting transition is not observed in heat capacity measurements and rather a Schottky-type anomaly is observed at below $\sim 7\text{K}$. This

may be due to some incipient magnetic ordering, which is also appearing in magnetization measurement. This ordering may be dominating over superconducting transition of C_p . Similar type of Schottky anomaly is also observed for $\text{CeO}_{0.5}\text{F}_{0.5}\text{BiS}_2$ compound [9]. More rigorous experimental and theoretical studies are warranted to invoke these compounds. However, the jump in C_p measurement is observed for $\text{LaO}_{0.5}\text{F}_{0.5}\text{BiS}_2$ [9] and for $\text{Bi}_4\text{O}_4\text{S}_3$ [19] confirming the bulk superconductivity of these BiS_2 based compounds, though samples have small electronic specific heat coefficient. In this context it is also noticeable that very weak jump at T_c in C_p measurement had been reported for well established pnictide superconductors [20] and in layered nitrides [21]. The inset (a) of Fig. 5 represents C_p/T vs T plot and inset (b) shows the C_p/T vs T^2 plot. By the fitting of C_p data we estimated the value of Sommerfeld constant (γ) and the coefficient of the lattice contribution (β), as $26.23 \text{ mJ/mole-K}^2$ and $1.428 \text{ mJ/mole-K}^4$ respectively.

In conclusion we have synthesized a near single phase $\text{NdO}_{0.5}\text{F}_{0.5}\text{BiS}_2$ compound and bulk superconducting below 5K is established by both electrical transport and magnetization measurements. The compound is a type II superconductor with lower [$H_{c1}(2\text{K})$] and upper [$H_{c2}(0\text{K})$] critical fields of around 15Oe and 23kOe respectively. Schottky-type anomaly is observed in C_p measurement below $\sim 7\text{K}$ due to some magnetic ordering, which may also be suppressing superconducting jump at T_c .

References:

1. S. Demura, Y. Mizuguchi, K. Deguchi, H. Okazaki, H. Hara, T. Watanabe, S. J. Denholme, M. Fujioka, T. Ozaki, H. Fujihisa, Y. Gotoh, O. Miura, T. Yamaguchi, H. Takeya, Y. Takano, arXiv:1207.5248
2. Y. Mizuguchi, H. Fujihisa, Y. Gotoh, K. Suzuki, H. Usui, K. Kuroki, S. Demura, Y. Takano, H. Izawa, O. Miura, arXiv:1207.3145
3. S. K. Singh, A. Kumar, B. Gahtori, Shruti, G. Sharma, S. Patnaik, V. P. S. Awana, Am. Chem. Soc. dx.doi.org/10.1021/ja307245a.
4. S. G. Tan, L. J. Li, Y. Liu, P. Tong, B. C. Zhao, W. J. Lu, and Y. P. Sun, arXiv:1207.5395
5. S. Li, H. Yang, J. Tao, X. Ding, and H. H. Wen: arXiv:1207.4955
6. H. Kotegawa, Y. Tomita, H. Tou, H. Izawa, Y. Mizuguchi, O. Miura, S. Demura, K. Deguchi, and Y. Takano: arXiv:1207.6935
7. V. P. S. Awana, A. Kumar, R. Jha, S. Kumar, J. Kumar, A. Pal, Shruti, J. Saha, and S. Patnaik, arXiv:1207.6845
8. Y. Mizuguchi, S. Demura, K. Deguchi, Y. Takano, H. Fujihisa, Y. Gotoh, H. Izawa, O. Miura, arXiv:1207.3558
9. D. Yazici, K. Huang, B. D. White, A. H. Chang, A. J. Friedman, M. B. Maple Philosophical Magazine, DOI:10.1080/14786435.2012.724185
10. R. Jha, S. Kumar, V. P. S. Awana, arXiv:1208.5873
11. Jie Xing, Sheng Li, Xiaying Ding, H. Yang and H. H. Wen, arXiv:1208.5000
12. J. G. Bednorz and K.A. Muller, Z. Phys. B 64, 189 (1986)
13. Y. Kamihara, T. Watanabe, M. Hirano, H. Hosono, J. Am. Chem. Soc. 130, 3296 (2008)
14. H. Usui, K. Suzuki, K. Kuroki, arXiv:1207.3888
15. Xiangang Wan, Hang-Chen Ding, Sergey Y. Savrasov, Chun-Gang Duan arXiv:1208.1807
16. Tao Zhou, Z. D. Wang arXiv:1208.1101
17. C. I. Sathish and K. Yamaura, arXiv:1208.2818
18. V. P. S. Awana, R.S. Meena, A. Pal, A. Vajpayee, K.V. R. Rao, H. Kishan, Eur. Phys. J. B 79, 139-146 (2011)
19. H. Takatsu, Y. Mizuguchi, H. Izawa, O. Miura, H. Kadowaki, arXiv:1208.2796
20. P. J. Baker, S. R. Giblin, F. L. Pratt, R. H. Liu, G. Wu, X. H. Chen, M. J. Pitcher, D. R. Parker, S. J. Clarke and S. J. Blundell, New J. Phys. 11, 025010

21. Y. Taguchi, M. Hisakabe, Y. Iwasa, *Phy. Rev. Lett.* 94, 217002

Table 1 Atomic coordinates, Wyckoff positions, and site occupancy for studied $\text{NdO}_{0.5}\text{F}_{0.5}\text{BiS}_2$.

<i>Atom</i>	<i>x</i>	<i>y</i>	<i>z</i>	<i>site</i>	<i>Occupancy</i>
Nd	0.2500	0.2500	0.098(4)	<i>2c</i>	1
Bi	0.2500	0.2500	0.625(5)	<i>2c</i>	1
S1	0.2500	0.2500	0.365(1)	<i>2c</i>	1
S2	0.2500	0.2500	0.831(6)	<i>2c</i>	1
O	0.7500	0.2500	0.000	<i>2a</i>	0.5
F	0.7500	0.2500	0.000	<i>2a</i>	0.5

Figure Captions

Figure 1 (a): Observed (*open circles*) and calculated (*solid lines*) XRD pattern of $\text{NdO}_{0.5}\text{F}_{0.5}\text{BiS}_2$ compound at room temperature.

Figure 1 (b): Schematic unit cell of $\text{NdO}_{0.5}\text{F}_{0.5}\text{BiS}_2$ compound.

Figure 2: AC magnetic susceptibility and DC magnetization (both *ZFC* and *FC*) plots for $\text{NdO}_{0.5}\text{F}_{0.5}\text{BiS}_2$, lower inset shows isothermal *MH* curve of the sample at 2.1K, marking its lower critical field (H_{c1}). Upper inset shows the normal state paramagnetic behavior of the compound.

Figure 3: Resistivity versus temperature (ρ -T) plots for $\text{NdO}_{0.5}\text{F}_{0.5}\text{BiS}_2$ sample with and without applied magnetic field of up to 20kOe. Inset shows the resistivity in expanded temperature range 2-300K.

Figure 4: Variation the dp/dT with temperature of $\text{NdO}_{0.5}\text{F}_{0.5}\text{BiS}_2$ sample. Inset of Fig. 4 shows the variation of upper critical field $H_{c2}(T)$ and irreversibility field $H_{c2}(T)$ and $H_{irr}(T)$.

Figure 5: Specific heat C_p versus temperature T for $\text{NdO}_{0.5}\text{F}_{0.5}\text{BiS}_2$. Lower inset shows the plot of C_p/T versus T^2 and fitting. The plot for C_p/T versus T is shown in the upper inset of the figure.

Figure 1 (a)

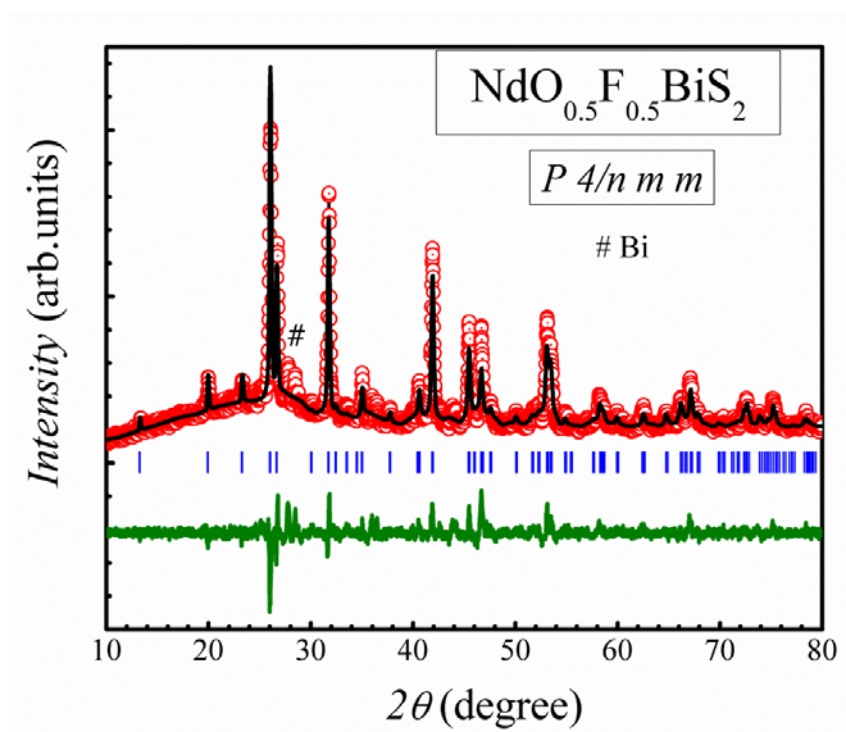


Figure 1 (b)

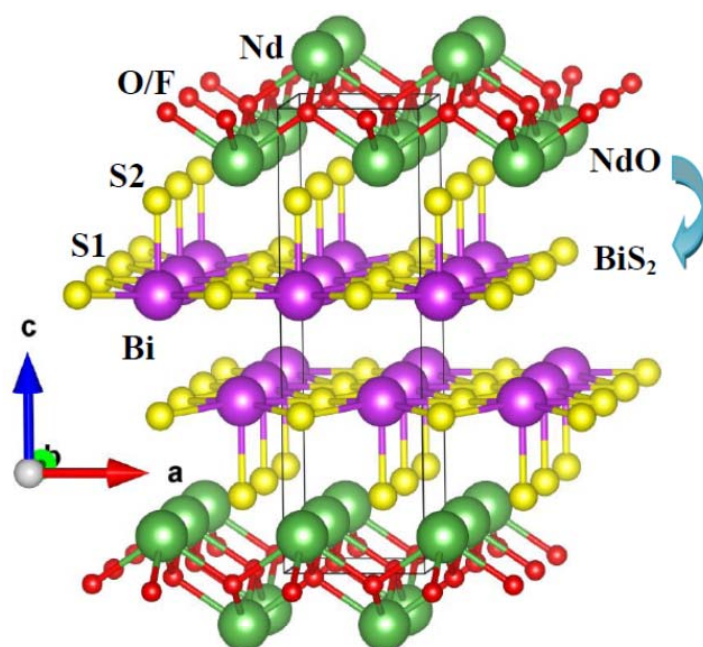


Figure 2

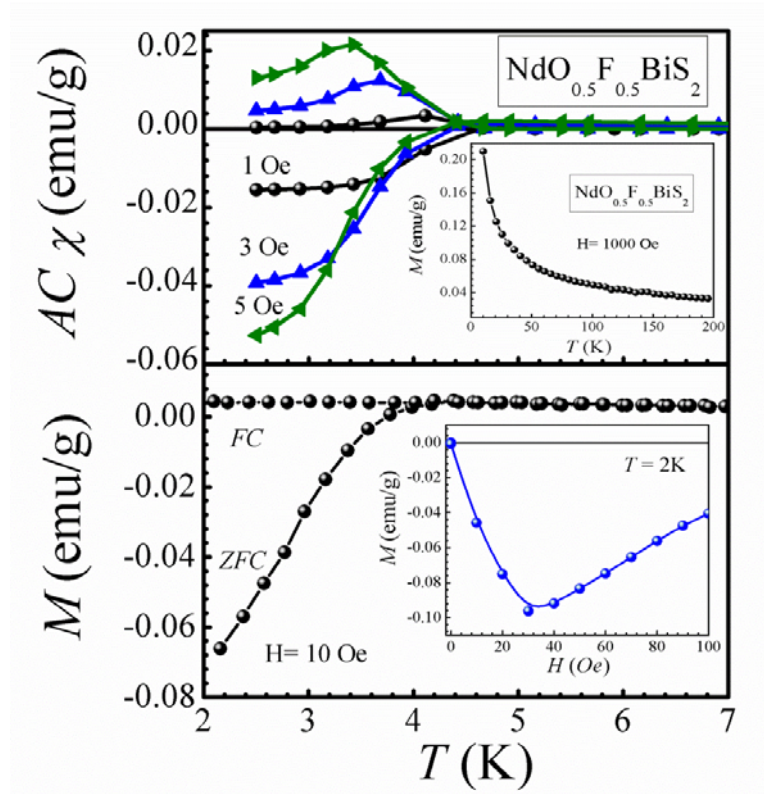


Figure 3

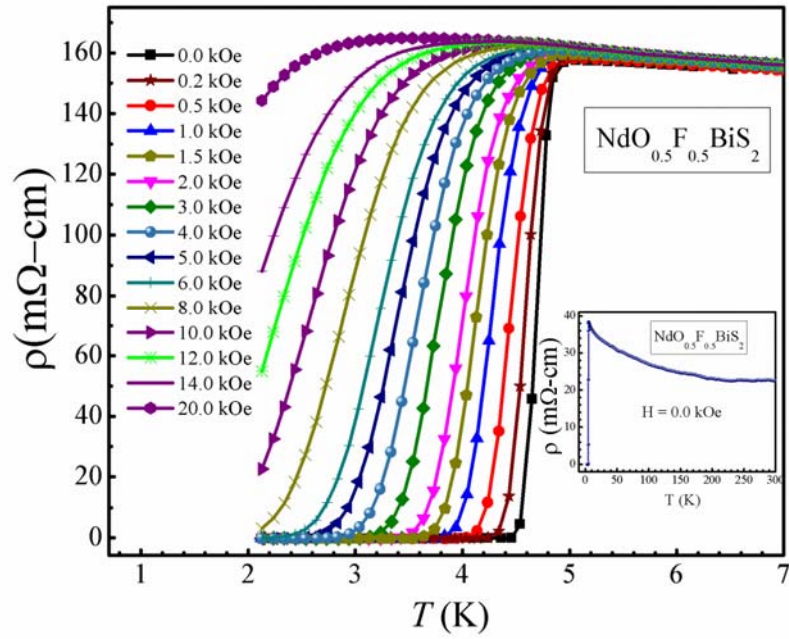


Figure 4

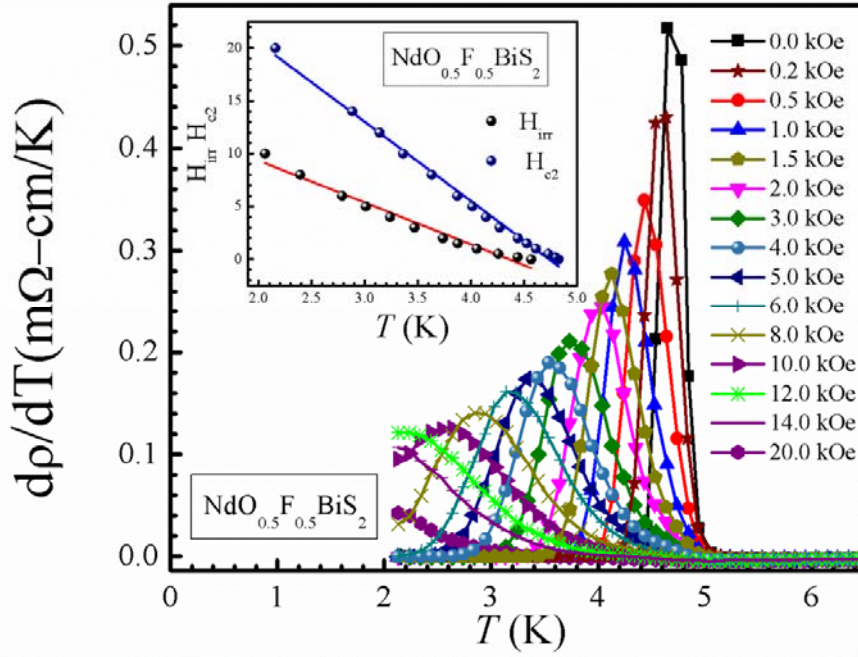


Figure 5

