

Polar Codes for Nonasymmetric Slepian–Wolf Coding

Saygun Önay

Bilkent University, Ankara, Turkey

Abstract—A method to construct nonasymmetric distributed source coding (DSC) scheme using polar codes which can achieve any point on the dominant face of the Slepian–Wolf (SW) rate region for sources with *uniform* marginals is considered. In addition to nonasymmetric case, we also discuss and show explicitly how asymmetric and single source compression is done using successive cancellation (SC) polar decoder. We then present simulation results that exhibit the performance of the considered methods.

Index Terms—Polar codes, Slepian–Wolf, distributed source coding, syndrome, nonasymmetric.

I. INTRODUCTION

In this paper we present a method to achieve any point on the “dominant” face of the Slepian–Wolf (SW) achievable rate region using polar codes for the case of sources with *uniform* marginals. SW coding [1] refers to the distributed compression of a memoryless source pair $(X, Y) \sim p_{X,Y}(x, y)$. The problem setting assumes separate encoding but joint decoding of sources X and Y . The surprising result of the SW theorem states that a total rate $H(X, Y)$ is sufficient even with separate encoding. In this work we assume $p_{X,Y}$ is a distribution on $\mathcal{X} \times \mathcal{X}$ where $\mathcal{X} = \{0, 1\}$. Let $(x^N, y^N) \in \mathcal{X}^N \times \mathcal{X}^N$ be a pair of N -vectors obtained by repeated independent drawings of source pair (X, Y) . Then, X -encoder performs the mapping $f_X : \mathcal{X}^N \rightarrow \{1, 2, \dots, 2^{NR_X}\}$ and Y -encoder performs the mapping $f_Y : \mathcal{X}^N \rightarrow \{1, 2, \dots, 2^{NR_Y}\}$. The decoder observing both of the sequences performs the mapping $g : \{1, 2, \dots, 2^{NR_X}\} \times \{1, 2, \dots, 2^{NR_Y}\} \rightarrow \mathcal{X}^N \times \mathcal{X}^N$. As $N \rightarrow \infty$, such mappings with vanishingly small decoding error probability exist if rate pair (R_X, R_Y) is inside the *achievable rate region* (SW rate region) described by the inequalities $R_X \geq H(X|Y)$, $R_Y \geq H(Y|X)$ and $R_X + R_Y \geq H(X, Y)$. The corner points $(R_X, R_Y) = (H(X|Y), H(Y))$ and $(R_X, R_Y) = (H(X), H(Y|X))$ on the achievable rate boundary are also referred to as “asymmetric” operating points. And any point on the line segment between these corner points (“dominant” face), where $R_X + R_Y = H(X, Y)$, is also referred to as a “nonasymmetric” operating point.

In the past decade, starting with the pioneering work of Pradhan and Ramchandran [2], an extensive literature on applying channel codes for practical implementation of SW coding has been developed. Schemes utilizing turbo and LDPC codes in both asymmetric [3], [4] and nonasymmetric [5], [6] SW problems were constructed. Also, “flexible rate” schemes

using LDPC [7] and turbo [8], [9] codes were devised. A flexible rate code refers to a SW coding scheme which has means to vary its total rate without much performance loss. The nonasymmetric schemes in [5], [6] are based on “channel code partitioning” idea introduced in [10]. A single channel code generator matrix is partitioned into two to be used by X and Y encoders. The partition is done in such a way that the desired rate allocation is achieved. Another method to achieve nonasymmetric rate allocation was introduced in [11]. It uses the same channel code for both encoders. It is the method used in this paper and its details are given in Section III.

Polar coding [12], recently discovered by Arıkan, is the first provably capacity-achieving coding method with low encoding and decoding complexity for the class of binary-input discrete memoryless channels. Shortly after its discovery, a number of work has been published which showed that polar codes are also provably optimal for source coding, *asymmetric* Slepian–Wolf and Wyner–Ziv problems [13]–[17]. Our main contribution in this work is to devise a simple practical *nonasymmetric* SW scheme using polar codes for the case of sources with *uniform* marginals by utilizing the framework of [11].

The paper is organized as follows. First, we briefly discuss how to use polar encoder / SC decoder pair in practical asymmetric SW and single source compression settings. Then, we proceed to describing how to apply the framework of [11] on polar codes to achieve nonasymmetric SW coding of *uniform* sources. Lastly, we present simulation results that exhibit the performance of the considered schemes. We use SC list (SCL) decoder [18] with CRC to achieve the best possible results. The method of adding a simple CRC to information bits and using the SCL decoder in conjunction with this CRC was proposed by the authors of [18]. The advantage of this method is that it improves the performance for short to moderate block lengths with almost no extra complexity. We assume that the reader is familiar with polar codes, especially the concepts in [12], [17]. The notations used for vectors and matrices are similar to those in [12] and [19].

II. ASYMMETRIC SLEPIAN–WOLF AND SINGLE SOURCE COMPRESSION

In this work, the marginals of both sources X and Y are assumed to be uniform. Let $Y = X \oplus Z$, where $Z \sim \text{Ber}(p)$. In other words, Y is the corrupted version of X by a BSC(p). Thus, $H(X|Y) = H(Y|X) = \mathcal{H}(p)$, where $\mathcal{H}(p)$ is the binary entropy function $-p \cdot \log_2(p) - (1 - p) \cdot \log_2(1 - p)$. For

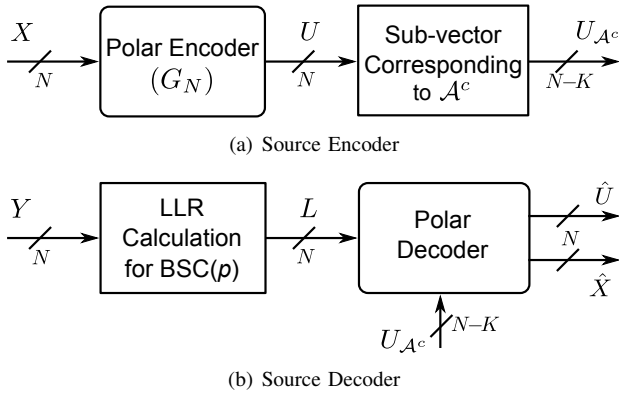


Fig. 1. Polar codes for asymmetric SW compression.

asymmetric SW setting, side information (SI) y^N is assumed to be present at the decoder error-free. Then, this setting is actually not much different than a channel decoding problem. Given the observation y^N , which is a corrupted version of x^N by a BSC(p), it is nothing but a channel decoding problem to recover x^N . The only difference compared to a usual channel decoding is that the coset to be performed is not the zero syndrome one but given by the syndrome of x^N . Thus, the compression operation is nothing but calculating the syndrome s^{N-K} of x^N . One major advantage of polar codes is that this nonstandard decoding is readily implemented with a SC decoder [12].

A polar code is identified by a parameter set $(N, K, \mathcal{A}, u_{A^c})$, where N is the block length, K is the code dimension, \mathcal{A} is the information set of size K and u_{A^c} is the frozen bits vector of size $N - K$. The frozen bits u_{A^c} identify a coset of the linear block code with generator matrix $(G_N)_{\mathcal{A}}$ [12]. $(G_N)_{\mathcal{A}}$ denotes the submatrix of G_N formed by the rows with indices in \mathcal{A} . Therefore, a parity check matrix can be found so that u_{A^c} is the syndrome of this code. Since $G_N^{-1} = G_N$, the syndrome calculation is just a polar encoding operation followed by extracting the bits corresponding to the frozen indices:

$$s^{N-K} = u_{A^c} = (x^N G_N^{-1})_{A^c} = (x^N G_N)_{A^c}. \quad (1)$$

The encoding and decoding operations are summarized in Fig.1. Encoding realizes the operation defined in (1). Decoding is done using the SCL decoder which outputs estimates of both \mathbf{x} and \mathbf{u} . $\hat{\mathbf{x}}$ is the estimate of the uncompressed bit sequence. ‘‘LLR calculation’’ block calculates the LLRs according to the assumed correlation between sources X and Y , which is a BSC(p):

$$L_i = \begin{cases} (-1)^{y_i} \cdot \log \frac{1-p}{p}, & i \in \{1, \dots, N - l_{crc}\} \\ 0, & i \in \{N - l_{crc} + 1, \dots, N\}, \end{cases} \quad (2)$$

where l_{crc} denotes the length of CRC bits, if any. CRC is used in conjunction with SCL decoder to increase performance. If it is used, the length of information block is reduced to $N' = N - l_{crc}$. Note that in (2), while the statistics of the first $(N - l_{crc})$ bits are known (Ber(p)) and used for decoding, the statistics of the CRC bits are assumed to be uniform.

For single source compression, the SI vector y^N is replaced with all-zeros vector 0^N at the input of the decoder.

III. NONASYMMETRIC SLEPIAN–WOLF COMPRESSION

A method to construct nonasymmetric SW scheme from a single channel code for the case of *uniformly* distributed sources using syndrome approach was proposed in [11]. This method was recently used in [9] to construct a both nonasymmetric and rate-compatible SW scheme using turbo codes. In this section, we apply the method of [11] to construct a nonasymmetric SW setting using polar codes.

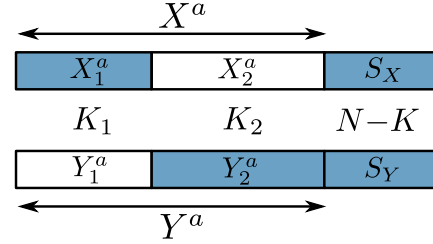


Fig. 2. Encoding for nonasymmetric SW with method of [11].

The method of [11] can be summarized as follows. Consider two uniform i.i.d. distributed and correlated N -vectors $\mathbf{x} = [\mathbf{x}^a \ \mathbf{x}^b]$ and $\mathbf{y} = [\mathbf{y}^a \ \mathbf{y}^b]$, where \mathbf{x}^a represents the first K bits and \mathbf{x}^b represents the last $N - K$ bits of vector \mathbf{x} (the same applies to \mathbf{y}). Also, let $\mathbf{x}^a = [\mathbf{x}_1^a \ \mathbf{x}_2^a]$ and $\mathbf{y}^a = [\mathbf{y}_1^a \ \mathbf{y}_2^a]$. \mathbf{x}_1^a represents the first K_1 bits and \mathbf{x}_2^a represents the last K_2 bits of \mathbf{x}^a (the same applies to \mathbf{y}^a), where $K_1 + K_2 = K$. Let G be $K \times N$ generator matrix and $H = [H_a \ H_b]$ be $(N - K) \times N$ parity check matrix of the channel code. Also assume that H_a is $(N - K) \times K$ submatrix and H_b is $(N - K) \times (N - K)$ submatrix of H such that H_b is selected as nonsingular. Notice that the systematic version of a code is a special case with $H_b = I_{N-K}$. The syndromes of \mathbf{x} and \mathbf{y} are calculated as $\mathbf{s}_x = \mathbf{x}H^T = \mathbf{x}^a H_a^T \oplus \mathbf{x}^b H_b^T$ and $\mathbf{s}_y = \mathbf{y}H^T = \mathbf{y}^a H_a^T \oplus \mathbf{y}^b H_b^T$, respectively. Then, X -encoder sends $(\mathbf{x}_1^a, \mathbf{s}_x)$ and Y -encoder sends $(\mathbf{y}_2^a, \mathbf{s}_y)$. The information sent by both encoders are marked with the shaded regions in Fig.2. By varying K_1 (keeping $K_1 + K_2 = K$ at constant) different points on the SW rate region can be reached. Since X and Y are assumed to be uniform i.i.d. sources, $H(X) = H(Y) = 1$. Then, the code is adjusted so that $(N - K) \geq NH(X|Y)$. Thus, the total rate stays above entropy bound:

$$\begin{aligned} NR &= N[R_X + R_Y] = (K_1 + (N - K)) + (K_2 + (N - K)) \\ NR &= N + (N - K) \geq N[H(Y) + H(X|Y)] = NH(X, Y). \end{aligned}$$

The decoding of the above scheme, which is depicted in Fig.3, is done as follows. Let $\mathbf{e} = \mathbf{x} \oplus \mathbf{y}$ be the error vector. Then, $\mathbf{s}_e = \mathbf{e}H^T = (\mathbf{x} \oplus \mathbf{y})H^T = \mathbf{s}_x \oplus \mathbf{s}_y$. The channel decoder is supplied with all-zeros vector as input and \mathbf{s}_e as the coset index. The estimate $\hat{\mathbf{e}}$ is obtained as the output. With this estimated error pattern, \mathbf{x}_2^a and \mathbf{y}_1^a can be recovered using \mathbf{y}_2^a and \mathbf{x}_1^a , respectively. Finally, \mathbf{x}^b and \mathbf{y}^b are obtained as

$$\mathbf{x}^b = (\mathbf{s}_x \oplus \mathbf{x}_1^a H_a^T)(H_b^T)^{-1}, \quad (3)$$

$$\mathbf{y}^b = (\mathbf{s}_y \oplus \mathbf{y}_2^a H_a^T)(H_b^T)^{-1}. \quad (4)$$

Note that, although it is not shown explicitly in Fig.3, likelihood calculation of the the all-zeros vector input to the

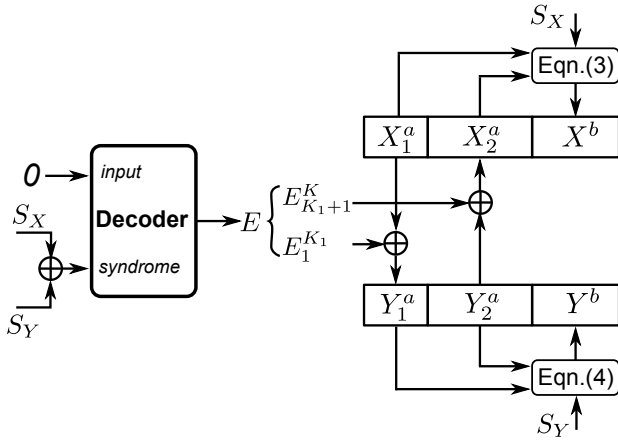


Fig. 3. Decoding for nonasymmetric SW with method of [11].

decoder is done using the crossover parameter p of the virtual BSC between sources X and Y as given in (2).

Now, this method cannot be applied to the standard form of polar codes in [12]. However, the systematic version of polar codes [19] which was introduced recently can be used. The systematic polar coding is defined as follows. The codeword \mathbf{x} is split into two parts $\mathbf{x} = (\mathbf{x}_{\mathcal{B}}, \mathbf{x}_{\mathcal{B}^c})$, where \mathcal{B} is a subset of $\{1, \dots, N\}$ such that $|\mathcal{B}| = |\mathcal{A}|$ and submatrix $G_{\mathcal{A}\mathcal{B}}$ is invertible. $G_{\mathcal{A}\mathcal{B}}$ consists of the array of elements $(G_{i,j})$ with $i \in \mathcal{A}$ and $j \in \mathcal{B}$. Then, the ‘‘systematic’’ and ‘‘parity’’ part of the codeword \mathbf{x} can be written as

$$\mathbf{x}_{\mathcal{B}} = \mathbf{u}_{\mathcal{A}} G_{\mathcal{A}\mathcal{B}} + \mathbf{u}_{\mathcal{A}^c} G_{\mathcal{A}^c\mathcal{B}} \quad (5)$$

$$\mathbf{x}_{\mathcal{B}^c} = \mathbf{u}_{\mathcal{A}} G_{\mathcal{A}\mathcal{B}^c} + \mathbf{u}_{\mathcal{A}^c} G_{\mathcal{A}^c\mathcal{B}^c}, \quad (6)$$

respectively. The difference of this definition compared to a usual systematic code definition is that the systematic bits do not constitute the first K bits of the codeword \mathbf{x} but rather a different subset of locations identified by the index set \mathcal{B} . Now with the above definitions, a systematic encoder defined with parameter $(\mathcal{B}, \mathbf{u}_{\mathcal{A}^c})$ can implement the mapping $\mathbf{x}_{\mathcal{B}} \mapsto \mathbf{x} = (\mathbf{x}_{\mathcal{B}}, \mathbf{x}_{\mathcal{B}^c})$ by computing

$$\mathbf{u}_{\mathcal{A}} = (\mathbf{x}_{\mathcal{B}} \oplus \mathbf{u}_{\mathcal{A}^c} G_{\mathcal{A}^c\mathcal{B}}) (G_{\mathcal{A}\mathcal{B}})^{-1} \quad (7)$$

and then inserting $\mathbf{u}_{\mathcal{A}}$ into (6) to obtain $\mathbf{x}_{\mathcal{B}^c}$.

Now returning back to the nonasymmetric SW method of [11] described above, we set $\mathbf{x}^a = \mathbf{x}_{\mathcal{B}}$, $\mathbf{x}^b = \mathbf{x}_{\mathcal{B}^c}$ and $\mathbf{s}_{\mathbf{x}} = \mathbf{u}_{\mathcal{A}^c}$. This way we fulfill the requirements of the method such that when \mathbf{x}^a is decoded using the estimated error vector $\hat{\mathbf{e}}$, the rest, \mathbf{x}^b , can be recovered from \mathbf{x}^a and $\mathbf{s}_{\mathbf{x}}$. Given $\mathbf{x}^a = \mathbf{x}_{\mathcal{B}}$ and $\mathbf{s}_{\mathbf{x}} = \mathbf{u}_{\mathcal{A}^c}$, computing $\mathbf{x}^b = \mathbf{x}_{\mathcal{B}^c}$ and $\mathbf{u}_{\mathcal{A}}$ is nothing but a systematic polar encoding operation summarized above. And it can be done efficiently using a SC polar decoder [19]. For the standard form of polar codes defined in [12], the index set \mathcal{B} can be selected as the permuted version of \mathcal{A} . This permutation corresponds to the *bit-reversal* operation.

The use of CRC with this nonasymmetric scheme is also possible. For both sources, $N' = N - l_{crc}$ length information blocks are completed to N with l_{crc} bits of CRC. Since CRC operation is linear, the CRC of error vector $\mathbf{e} = \mathbf{x} \oplus \mathbf{y}$ must also check. Thus, the SCL channel decoder can use this information when estimating the error vector.

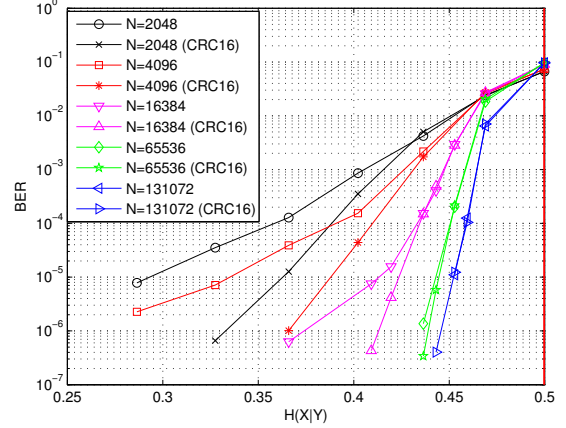


Fig. 4. Asymmetric SW bit error rate ($R_X = 0.5$).

IV. SIMULATION RESULTS

In this section, we present simulation results on performances of the source coding methods discussed. The correlation model between sources X and Y is given as $Y = X \oplus Z$, where $Z \sim \text{Ber}(p)$. In all of the plots, the rates of codes are kept at a defined constant value while p is varied to achieve different $H(X|Y)$ points. For all of the SW schemes the plotted BER corresponds to the averaged value over X and Y sources. The polar decoder used is the SCL decoder of [18]. To improve the performance, a 16-bit CRC (CCITT) is added. The list decoder selects the output from the final list with the aid of CRC. Note that, for source coding, CRC is appended to the ‘‘codeword’’ vector \mathbf{x} as opposed to channel coding case where it is appended to ‘‘information’’ vector $\mathbf{u}_{\mathcal{A}}$. The list size is set to 32 for all cases. The code construction is done via the method proposed in [20] and optimized to $p = 0.09$ for $R = 0.5$, $p = 0.03$ for $R = 0.25$ and $p = 0.013$ for $R = 0.125$.

A. Asymmetric Slepian–Wolf and Single Source Compression

As it is pointed out in Section II, single source coding can be considered as a special case of asymmetric SW coding. Single source compression of an i.i.d. source X with $H(X) = \mathcal{H}(p)$ and asymmetric SW coding of i.i.d. pair (X, Y) with uniform marginals and $H(X|Y) = H(Y|X) = \mathcal{H}(p)$ are essentially the same. Therefore, their simulation performances come out to be identical, as expected. In Fig.4, BER curves of asymmetric SW setting for $R_X = 0.5$ are shown. Results for different code block lengths and rate values are given in Table I. The values in the table show the entropy of source correlation ($\mathcal{H}(p) = H(X|Y)$) when a BER of 10^{-5} is achieved. For example, the gap to SW bound for $R_X = 0.5$ and $N = 65536$ is 0.056.

TABLE I
ASYMMETRICAL SW PERFORMANCE
($H(X|Y)$ VALUES FOR A BER OF 10^{-5})

$R_X \setminus N$	2048	4096	16384	65536	131072
0.5	0.360	0.386	0.423	0.444	0.453
0.25	0.118	0.153	0.190	0.205	0.210
0.125	0.032	0.044	0.075	0.096	0.101

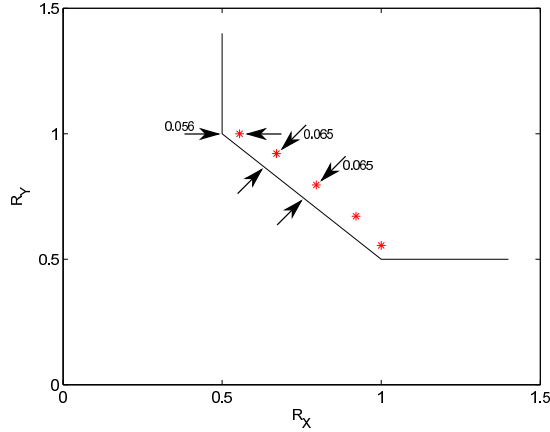


Fig. 5. Nonasymmetric method for $N = 65536$ together with the SW bound.

B. Nonasymmetric Slepian–Wolf Compression

The performance of nonasymmetric scheme for $\mathcal{H}(p) = 0.5$ and $N = 65536$ is presented in Fig.5. Results for different block lengths are given in Table II. A BER of 10^{-5} is considered to be lossless when determining the rate points. The performance with rates allocated such that it results in asymmetric setting $(R_X, R_Y) = (0.5, 1)$, is identical to the results of asymmetric method of Section II given in Table I (a gap of 0.056). This is expected, because when asymmetric rate allocation is made in the nonasymmetric method, y^N is recovered perfectly. Also, only the syndrome vector is sent from the X -encoder. Thus, for asymmetric rate allocation, the method of Section III reduces to the method of Section II. Two other operating points, corresponding to the symmetric rate $(0.75, 0.75)$ and a nonasymmetric rate $(0.625, 0.875)$, are also marked on Fig.5. The performance of these rates are slightly inferior to the asymmetric case. This is expected, since as opposed to asymmetric case where no error is made for the source Y , in nonasymmetric cases estimation of Y is also prone to errors, furthermore these errors propagate to the recovery of X . Also note that the performance is the same for all nonasymmetric points.

V. CONCLUSION

We started by reviewing asymmetric SW and single source compression using polar codes. Then, using the general framework of [11], we showed how polar codes can be used for constructing nonasymmetric SW scheme for *uniform* sources. A successive cancellation list decoder with addition of 16-bit CRC is used to achieve best performances. Although the performances are very good, they are slightly inferior to the best performances reported in the literature using turbo and LDPC codes [3], [6], [9]. However, there are some advantages to using polar codes. No modification is needed to the SC decoder since syndrome decoding is readily implemented. The length of the syndrome can be modified easily and incrementally, which gives rise to flexible rate adaptation. This might be an incentive to use polar codes in varying correlation conditions. Also, exploring advantages of polar codes against turbo and LDPC codes in terms complexity and latency remains as a future research topic.

TABLE II
NONASYMMETRICAL SW PERFORMANCE FOR $R = 1.5$
($\mathcal{H}(X, Y)$ VALUES FOR A BER OF 10^{-5})

$(R_X, R_Y) \setminus N$	2048	4096	16384	65536
(0.500, 1.000)	1.361	1.388	1.424	1.444
(0.625, 0.875)	1.321	1.349	1.402	1.435
(0.750, 0.750)	1.321	1.349	1.402	1.435

REFERENCES

- [1] J. D. Slepian and J. K. Wolf, "Noiseless coding of correlated information sources," *IEEE Trans. Inform. Theory*, vol. IT-19, pp. 471–480, July 1973.
- [2] S. Pradhan and K. Ramchandran, "Distributed source coding using syndromes (DISCUS): design and construction," in *Data Compression Conference, 1999. Proceedings. DCC '99*, pp. 158–167, Mar. 1999.
- [3] A. Liveris, Z. Xiong, and C. Georghiades, "Compression of binary sources with side information at the decoder using LDPC codes," *Communications Letters, IEEE*, vol. 6, pp. 440–442, Oct. 2002.
- [4] A. D. Liveris, Z. Xiong, and C. N. Georghiades, "Distributed compression of binary sources using conventional parallel and serial concatenated convolutional codes," in *Data Compression Conference, 2003. Proceedings. DCC 2003*, pp. 193–202, IEEE, Mar. 2003.
- [5] D. Schonberg, K. Ramchandran, and S. S. Pradhan, "Distributed code constructions for the entire Slepian–Wolf rate region for arbitrarily correlated sources," in *Data Compression Conference, 2004. Proceedings. DCC 2004*, pp. 292–301, IEEE, Mar. 2004.
- [6] V. Stankovic, A. Liveris, Z. Xiong, and C. Georghiades, "On code design for the Slepian–Wolf problem and lossless multiterminal networks," *Information Theory, IEEE Transactions on*, vol. 52, pp. 1495–1507, Apr. 2006.
- [7] D. Varodayan, A. Aaron, and B. Girod, "Rate-Adaptive distributed source coding using Low-Density Parity-Check codes," in *Conference Record of the Thirty-Ninth Asilomar Conference on Signals, Systems and Computers, 2005*, pp. 1203–1207, IEEE, Nov. 2005.
- [8] A. Roumy, K. Lajnef, and C. Guillemot, "Rate-adaptive turbo–syndrome scheme for Slepian–Wolf coding," in *Proc. of the IEEE Asilomar Conference on Signals, Systems, and Computers*, pp. 545–549, Nov. 2007.
- [9] M. Zamani and F. Lahouti, "A flexible rate slepian-wolf code construction," *Communications, IEEE Transactions on*, vol. 57, pp. 2301–2308, Aug. 2009.
- [10] S. Pradhan and K. Ramchandran, "Distributed source coding: symmetric rates and applications to sensor networks," in *Data Compression Conference, 2000. Proceedings. DCC 2000*, pp. 363–372, 2000.
- [11] N. Gehrig and P. Dragotti, "Symmetric and asymmetric Slepian–Wolf codes with systematic and nonsystematic linear codes," *Communications Letters, IEEE*, vol. 9, pp. 61–63, Jan. 2005.
- [12] E. Arıkan, "Channel polarization: A method for constructing Capacity-Achieving codes for symmetric Binary-Input memoryless channels," *Information Theory, IEEE Transactions on*, vol. 55, pp. 3051–3073, July 2009.
- [13] S. B. Korada, E. Sasoglu, and R. Urbanke, "Polar codes: Characterization of exponent, bounds, and constructions," in *IEEE International Symposium on Information Theory, 2009. ISIT 2009*, pp. 1483–1487, IEEE, July 2009.
- [14] S. B. Korada and R. L. Urbanke, "Polar codes for Slepian–Wolf, Wyner–Ziv, and Gelfand–Pinsker," in *IEEE Inform. Theory Workshop (ITW)*, pp. 1–5, Jan. 2010.
- [15] N. Hussami, S. B. Korada, and R. L. Urbanke, "Performance of polar codes for channel and source coding," in *Proc. of the IEEE International Symp. Inform. Theory*, (Seoul, South Korea), pp. 1488–1492, July 2009.
- [16] H. S. Cronie and S. B. Korada, "Lossless source coding with polar codes," in *Proc. of the IEEE International Symp. Inform. Theory*, (Austin, Texas, U.S.A.), pp. 904–908, June 2010.
- [17] E. Arıkan, "Source polarization," in *Proc. of the IEEE International Symp. Inform. Theory*, (Austin, Texas, U.S.A.), pp. 899–903, June 2010.
- [18] I. Tal and A. Vardy, "List decoding of polar codes," in *Information Theory Proceedings (ISIT), 2011 IEEE International Symposium on*, pp. 1–5, Aug. 2011.
- [19] E. Arıkan, "Systematic polar coding," *Communications Letters, IEEE*, vol. 15, pp. 860–862, Aug. 2011.
- [20] I. Tal and A. Vardy, "How to construct polar codes," *arXiv:1105.6164*, May 2011.