

Two charges on plane in a magnetic field: special trajectories

M.A. Escobar-Ruiz* and A.V. Turbiner†

Instituto de Ciencias Nucleares, Universidad Nacional Autónoma de México,

Apartado Postal 70-543, 04510 México, D.F., Mexico

(ΩDated: August 14, 2012)

Abstract

A classical mechanics of two Coulomb charges on a plane (e_1, m_1) and (e_2, m_2) subject to a constant magnetic field perpendicular to a plane is considered. Special "superintegrable" trajectories (circular and linear) for which the distance between charges remains unchanged are indicated as well as their respectful constants of motion. The number of the independent constants of motion for special trajectories is larger for generic ones. A classification of pairs of charges for which special trajectories occur is given. The special trajectories for three particular cases of two electrons, (electron - positron), (electron - α -particle) are described explicitly.

arXiv:1208.2995v1 [physics.class-ph] 14 Aug 2012

*Electronic address: mauricio.escobar@nucleares.unam.mx

†Electronic address: turbiner@nucleares.unam.mx

Introduction

It is well known that a classical charged particle placed to a constant uniform magnetic field performs a spiral motion: it moves with a constant velocity along magnetic field making a circular motion in a plane transversal to a magnetic field direction. Such a motion is characterized by a number of constants of motion, in particular, by pseudomomentum and by the third component of the canonical angular momentum directed along a magnetic line. Thus, the system on a transverse plane is superintegrable (see e.g. [1]). One can pose a question: would such a spiral trajectory continue to exist in the case when one more charged particle is present. The answer is affirmative although a number of those trajectories is dramatically reduced. They appear only if special initial conditions are chosen and not for any pair of charged particles. In this case the canonical angular momentum of the particle remains the constant of motion. Furthermore, in the presence of a second charge a new surprising trajectory may appear - the charged particle can move straightforwardly as a free particle. It seems natural that the second charge must perform a similar, circular (or straightforward) motion. They are characterized by the appearance of unusual, particular constants of motion - these are constants on a special trajectory only [2]. We call these trajectories special or superintegrable.

The goal of this paper is to describe pairs of charges as well as the initial data admitting the special trajectories. It is evident that the problem is reduced to a problem of two Coulomb charges placed on a plane subject to a magnetic field perpendicular to the plane. Some trajectories of this type for the case of two electrons and the electron-positron pair were found in [3] and later in [4]. Perhaps, it is worth noting that for a neutral system in $3D$ the motion is chaotic (see e.g. [5]) and it remains true for a neutral system on the plane. In general, for charges of opposite signs on the plane the system is not (completely)-integrable (see e.g. [6]).

I. TWO CHARGES IN A MAGNETIC FIELD

The Hamiltonian which describes two non-relativistic particles (e_1, m_1) , (e_2, m_2) placed on the plane subject to a constant and uniform magnetic field $\mathbf{B} = B \hat{\mathbf{z}}$ perpendicular to the

plane has a form [9]

$$\mathcal{H} = \frac{(\mathbf{p}_1 - e_1 \mathbf{A}_1)^2}{2 m_1} + \frac{(\mathbf{p}_2 - e_2 \mathbf{A}_2)^2}{2 m_2} + \frac{e_1 e_2}{|\boldsymbol{\rho}_1 - \boldsymbol{\rho}_2|}, \quad (1)$$

where $\boldsymbol{\rho}_{1,2}$ is a position vector of the first (second) particle, $\mathbf{A}_{1,2} = \frac{1}{2} (\mathbf{B} \times \boldsymbol{\rho}_{1,2})$. It is well known that the total Pseudomomentum

$$\mathbf{K} = \mathbf{k}_1 + \mathbf{k}_2 = (\mathbf{p}_1 + e_1 \mathbf{A}_1) + (\mathbf{p}_2 + e_2 \mathbf{A}_1), \quad (2)$$

is a constant of motion, the Poisson bracket $\{\mathbf{K}, \mathcal{H}\} = 0$, $\mathbf{k}_{1(2)}$ is pseudomomentum of the first (second) particle. The total *canonical* momentum \mathbf{L}_z^{total} is perpendicular to the plane

$$\mathbf{L}_z^{total} = \boldsymbol{\rho}_1 \times \mathbf{p}_1 + \boldsymbol{\rho}_2 \times \mathbf{p}_2, \quad (3)$$

and is also conserved, $\{\mathbf{L}_z^{total}, \mathcal{H}\} = 0$. Hence, the problem is characterized by three conserved quantities (integrals) $K_{x,y}$, L_z^{total} , where some (x, y) -coordinate system is introduced on the plane. Hence, in general, the problem (1) is integrable, a number of integrals (including the Hamiltonian) is equal to the dimension of configuration space. Since the integrals $K_{x,y}$, L_z^{total} are not in involution (see below) the problem is not completely-integrable. These integrals are of a global nature: they are constants on any trajectory.

Let us introduce c.m.s (canonical) variables in a standard way

$$\begin{aligned} \mathbf{R} &= \mu_1 \boldsymbol{\rho}_1 + \mu_2 \boldsymbol{\rho}_2, & \boldsymbol{\rho} &= \boldsymbol{\rho}_1 - \boldsymbol{\rho}_2, \\ \mathbf{P} &= \mathbf{p}_1 + \mathbf{p}_2, & \mathbf{p} &= \mu_2 \mathbf{p}_1 - \mu_1 \mathbf{p}_2, \end{aligned} \quad (4)$$

where $\mu_i = \frac{m_i}{M}$ is a reduced mass and $M = m_1 + m_2$ is the total mass of the system. In these coordinates the total pseudomomentum

$$\mathbf{K} = \mathbf{P} + q \mathbf{A}_R + e_c \mathbf{A}_\rho, \quad (5)$$

where $q = e_1 + e_2$ is the total (net) charge and

$$e_c = (e_1 \mu_2 - e_2 \mu_1),$$

is the so-called *coupling* charge,

$$\mathbf{A}_R = \frac{1}{2}(\mathbf{B} \times \mathbf{R}), \quad \mathbf{A}_\rho = \frac{1}{2}(\mathbf{B} \times \boldsymbol{\rho}),$$

and

$$\mathbf{L}_z^{total} = (\mathbf{R} \times \mathbf{P}) + (\boldsymbol{\rho} \times \mathbf{p}) \equiv \mathbf{L}_z + \boldsymbol{\ell}_z , \quad (6)$$

where $\mathbf{L}_z, \boldsymbol{\ell}_z$ are cms and relative canonical angular momenta, respectively.

The integrals $\mathbf{K}, \mathbf{L}_z^{total}$ obey the commutation relations

$$\begin{aligned} \{K_x, K_y\} &= -q B , \\ \{L_z^{total}, K_x\} &= K_y , \\ \{L_z^{total}, K_y\} &= -K_x , \end{aligned} \quad (7)$$

with the Casimir operator \mathcal{C} given by

$$\mathcal{C} = K_x^2 + K_y^2 - 2qB L_z^{total} . \quad (8)$$

Evidently, \mathcal{C} is the global integral. For the case of a single charged particle \mathcal{C} is, in fact, the Hamiltonian.

It is convenient to make a canonical transformation which leaves the coordinates unchanged [7],

$$\begin{aligned} \mathbf{P}' &= \mathbf{P} + e_c \mathbf{A}_\rho , & \mathbf{p}' &= \mathbf{p} - e_c \mathbf{A}_\mathbf{R} , \\ \mathbf{R}' &= \mathbf{R} , & \boldsymbol{\rho}' &= \boldsymbol{\rho} . \end{aligned} \quad (9)$$

In these coordinates the Hamiltonian (1) takes the form

$$\begin{aligned} \mathcal{H} &= \left[\frac{(\mathbf{P}' - q \mathbf{A}_\mathbf{R}' - 2e_c \mathbf{A}_\rho')^2}{2M} \right] + \left[\frac{(\mathbf{p}' - q_w \mathbf{A}_\rho')^2}{2m_r} + \frac{e_1 e_2}{\rho'} \right] \\ &\equiv \mathcal{H}_R(\mathbf{P}, \mathbf{R}) + \mathcal{H}_\rho(\mathbf{p}, \boldsymbol{\rho}), \end{aligned} \quad (10)$$

where

$$q_w \equiv e_1 \mu_2^2 + e_2 \mu_1^2 ,$$

is an effective charge (the weighted total charge) and $m_r = \frac{m_1 m_2}{M}$ is the reduced mass.

The case $e_c = 0$ corresponds to a separation of cms motion from the relative one, the transformation (9) becomes identical, a relation

$$\frac{\mathbf{K}^2}{2M} = B \frac{e_1}{m_1} L_z + \mathcal{H}_R , \quad (11)$$

occurs. The total pseudomomentum coincides to the cms pseudomomentum, see (5). In the case $q = 0$ the cms momentum is conserved, $\{\mathbf{P}', H\} = 0$. It reflects the fact that the center-of-mass motion is a motion of a free (composite) particle.

The Newton equations read

$$m_1 \ddot{\boldsymbol{\rho}}_1 = e_1 \dot{\boldsymbol{\rho}}_1 \times \mathbf{B} + \frac{e_1 e_2}{\rho^3} (\boldsymbol{\rho}_1 - \boldsymbol{\rho}_2), \quad m_2 \ddot{\boldsymbol{\rho}}_2 = e_2 \dot{\boldsymbol{\rho}}_2 \times \mathbf{B} - \frac{e_1 e_2}{\rho^3} (\boldsymbol{\rho}_1 - \boldsymbol{\rho}_2). \quad (12)$$

In c.m.s variables (4) the equations of motion are reduced to

$$\begin{aligned} M \ddot{\mathbf{R}} &= q \dot{\mathbf{R}} \times \mathbf{B} + e_c \dot{\boldsymbol{\rho}} \times \mathbf{B}, \\ m_r \ddot{\boldsymbol{\rho}} &= q_w \dot{\boldsymbol{\rho}} \times \mathbf{B} - \frac{e_c^2 B^2}{M} \boldsymbol{\rho} - \frac{q e_c B^2}{M} \mathbf{R} + \frac{e_c}{M} (\mathbf{K} \times \mathbf{B}) + \frac{e_1 e_2}{\rho^3} \boldsymbol{\rho}. \end{aligned} \quad (13)$$

It has to be emphasized the existence of two important particular cases,

- (i) $q = 0$ (neutral system) where the components of \mathbf{K} are in involution, $\{K_x, K_y\} = 0$,
- (ii) $e_c = 0$ for which in c.m.s. coordinates in the equations (13) the variables are separated, two extra integrals appear: $\mathcal{H}_\rho(\mathbf{p}, \boldsymbol{\rho})$ and ℓ_z (cf. (5), (6)). The total number of functionally-independent integrals is equal to four, $(K_{x,y}, \mathcal{H}_\rho, \ell_z)$. The integrals $(\mathcal{H}_R, \mathcal{H}_\rho, L_z, \ell_z)$ are in involution.

By balancing the Coulomb and Lorentz forces acting on the first (second) particle with a possible centripetal force it can be shown that if the initial conditions for (12) are chosen in such a way that the initial velocities $\mathbf{v}_{1,2}$ are collinear and $v_1 > v_2$, and the vector of the relative distance between particles $\boldsymbol{\rho}$ is perpendicular to the velocities,

$$\boldsymbol{\rho}_1 - \boldsymbol{\rho}_2 = \frac{(v_1 - v_2)}{\omega} \hat{\mathbf{x}}, \quad \dot{\boldsymbol{\rho}}_1 = -v_1 \hat{\mathbf{y}}, \quad \dot{\boldsymbol{\rho}}_2 = -v_2 \hat{\mathbf{y}}, \quad (14)$$

constrained to

$$M (v_1 - v_2)^2 (m_1 v_1 + m_2 v_2) v_1 v_2 e_c - e_1 e_2 B (e_1 v_1 + e_2 v_2)^2 = 0, \quad (15)$$

where

$$\omega = \frac{B (e_1 v_1 + e_2 v_2)}{m_1 v_1 + m_2 v_2} > 0, \quad B v_1 v_2 e_1 e_2 e_c \neq 0,$$

the (special) circular trajectory occurs with [10]

$$\boldsymbol{\rho}_{1,2} = \frac{v_{1,2}}{\omega} (\cos \omega t, -\sin \omega t). \quad (16)$$

For that trajectory the distance between charges $|\boldsymbol{\rho}_1 - \boldsymbol{\rho}_2|$ remains constant.

It is worth noting that the equations (12) (or (13)) with the initial conditions (14)-(15) are invariant:

- For fixed magnetic field B

$$(e_{1,2} \rightarrow -e_{1,2} , v_{1,2} \rightarrow -v_{1,2})$$

- For fixed charges

$$(B \rightarrow -B , v_{1,2} \rightarrow -v_{1,2})$$

- For fixed initial velocities

$$(B \rightarrow -B , e_{1,2} \rightarrow -e_{1,2})$$

The corresponding trajectories remain unchanged under these transformations.

II. SPECIAL TRAJECTORIES

A. Configuration I ($v_1 = -v_2$)

The special circular trajectory is called of the first type (Configuration I) corresponds to two charges moving on the same circle, shifted to phase π , making clockwise (or counterclockwise) rotation, see Fig. 1. This trajectory emerges either for two different charges,

$$e_1 \neq e_2 , m_1 \neq m_2 , \quad (17)$$

or, for identical charges

$$e_1 = e_2 , m_1 = m_2 . \quad (18)$$

It is evident that for such a trajectory the initial velocities should be collinear, antiparallel and equal

$$v_1 = -v_2 \equiv v . \quad (19)$$

(i) *Different charges*

Let us assume two different charges (17). The constraints (14) - (15) can be written as

$$\begin{aligned} v &= \frac{B(e_1 - e_2)}{2(m_1 - m_2)} \rho , \\ \rho^3 &= \frac{2(m_1 - m_2)^2 e_1 e_2}{B^2(e_2 - e_1) M e_c} . \end{aligned} \quad (20)$$

The frequency is fixed and defined by a magnetic field B . For a given magnetic field B there exists a single value of the initial velocity for which this trajectory occurs with ρ given by (20). If masses are equal, $m_1 = m_2$ there is no such a trajectory. In particular, for electron-positron pair such a trajectory does not exist.

A general situation is described by four particular cases corresponding to (counter)clockwise rotation [11] :

(a) $q \neq 0$, $e_c \neq 0$ and $v > 0$ (clockwise rotation) , $e_1 > 0$, $e_2 > 0$,

$$\frac{m_1}{m_2} > \frac{e_1}{e_2} > 1 . \quad (21)$$

or

$$\frac{m_1}{m_2} < \frac{e_1}{e_2} < 1 \quad (22)$$

(b) negative $v < 0$ (counterclockwise rotation), $e_1 < 0$, $e_2 < 0$,

$$\frac{m_1}{m_2} > \frac{e_1}{e_2} > 1 . \quad (23)$$

or

$$\frac{m_1}{m_2} < \frac{e_1}{e_2} < 1 . \quad (24)$$

(c) $e_c \neq 0$ and $v > 0$ (clockwise rotation)

$$e_1 > 0, \quad e_2 < 0, \quad m_1 > m_2 . \quad (25)$$

(d) negative $v < 0$ (counterclockwise rotation)

$$e_1 < 0, \quad e_2 > 0, \quad m_2 > m_1 . \quad (26)$$

If none of conditions (21)-(26) is fulfilled, the circular trajectory of Fig. 1 does not occur. For both cases (c)-(d) the neutral system $q = 0$ (the rotating dipole) appears as a particular case. It is worth noting that the trajectory of Fig.1 can occur even in the case of particles of opposite charges.

In general, for this trajectory of Fig.1 the pseudomomentum (5) (when defined with respect to the center of the trajectory) vanishes,

$$K = 0 . \quad (27)$$

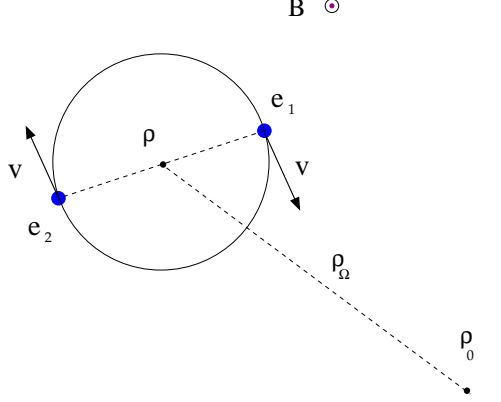


Figure 1: Configuration I: Both particles rotate symmetrically on the same circle of diameter ρ with frequency ω . If $e_c \neq 0$, the frequency $\omega = \frac{(e_1 - e_2)}{m_1 - m_2} B$ and the center of the orbit is fixed in the space. For identical particles ($e > 0, m$) for a given ρ the frequency takes two values $\omega = \frac{eB}{2m} (1 \pm \sqrt{1 - \frac{8m}{B^2 \rho^3}})$ corresponding to different v ; the center of the orbit rotates around the guiding center ρ_0 with frequency $\Omega = \frac{eB}{m}$, see text.

The total *canonical* momentum $L_z^{total} = L_z + \ell_z$ (see (6)) is conserved. Although, in general, none of the two terms L_z, ℓ_z [12] is conserved separately, for the Configuration I the quantities L_z and ℓ_z are both constants of motion (in spite of absence of separation of variables in center-of-mass-system): the Poisson bracket $L_z (\ell_z)$ with Hamiltonian vanishes on a circular trajectory (16), see Fig.1. Hence, the quantities $(\mathcal{H}, \mathbf{K}^2, L_z^{total}, \ell_z)$ are constants of motion, they span commutative Poisson algebra on the circular trajectory. Thus, on this trajectory the system is completely-integrable. Taking into account that K_x and $I = (\boldsymbol{\rho} \cdot \mathbf{p})$, where \mathbf{p} is the canonical relative momentum (4), are also conserved the system becomes super-integrable.

(ii) *Rotating dipole*

Consider a rotating dipole $e_1 = -e_2 \equiv e > 0$ ($q = 0$) with $m_1 > m_2$, see the Case (c). From (20) it follows that

$$v = e \left[\frac{B}{M(m_1 - m_2)} \right]^{\frac{1}{3}}, \quad \rho = \left[\frac{(m_1 - m_2)^2}{B^2 M} \right]^{\frac{1}{3}}. \quad (28)$$

In this case the pseudomomentum K vanishes, see (27) [13]. The total Hamiltonian and the

total angular momentum take values

$$\mathcal{H} = \frac{e^2 M}{2} \left(\frac{B}{m_1^2 - m_2^2} \right)^{\frac{2}{3}} - \frac{e^2}{\rho} .$$

$$L_z^{total} = \frac{e (m_2^2 - m_1^2)^{\frac{1}{3}}}{2 B^{\frac{1}{3}} M} ,$$

respectively. On the trajectory of Fig.1 the relative angular momentum ℓ_z is equal to

$$\ell_z = \frac{e (m_2 - m_1)^{\frac{1}{3}} (m_1^2 + 6 m_1 m_2 + m_2^2)}{4 B^{\frac{1}{3}} M^{\frac{5}{3}}} . \quad (29)$$

(iii) *Identical particles*

In the case of two identical particles, $m_1 = m_2 \equiv m$, $e_1 = e_2 \equiv e > 0$ (18) the coupling charge vanishes, $e_c = 0$. The constraints (14)-(15) do not emerge in this case: the Newton equations (12) for the particle 1 and 2 do simply coincide. The circular trajectory of the diameter ρ appears [3] being characterized by

$$v = \frac{e B \rho}{4 m} \left(1 \pm \sqrt{1 - \frac{8 m}{B^2 \rho^3}} \right) . \quad (30)$$

Thus, for given ρ there exist two different initial velocities leading to the same circular trajectory. However, for given v there exists a single circular trajectory with a certain ρ . It corresponds to clockwise rotation with frequency equal to $\frac{2v}{\rho}$. It is interesting that for a given magnetic field there exists a minimal circular trajectory with $\rho_{min} = \left(\frac{8m}{B^2}\right)^{\frac{1}{3}}$ (it corresponds to vanishing the square root in (30)).

In general, for $e_c = 0$ (when charges have equal cyclotron frequencies) the separation of variables occurs

$$\mathcal{H} = \mathcal{H}_R(\mathbf{P}, \mathbf{R}) + \mathcal{H}_\rho(\mathbf{p}, \rho)$$

$$\equiv \left[\frac{(\mathbf{P} - \frac{eM}{m_1} \mathbf{A}_R)^2}{2M} \right] + \left[\frac{(\mathbf{p} - \frac{em_2}{M} \mathbf{A}_\rho)^2}{2m_r} + \frac{m_2}{m_1} \frac{e^2}{\rho} \right] , \quad (31)$$

the canonical transformation (9) becomes the identity transformation. The term \mathcal{H}_R is the Hamiltonian of a composite particle of charge q and mass M in the presence of a constant magnetic field.

The circular trajectory can be easily found

$$\boldsymbol{\rho}_1 = \boldsymbol{\rho}_\omega + \boldsymbol{\rho}_\Omega + \boldsymbol{\rho}_0 , \quad \boldsymbol{\rho}_2 = -\boldsymbol{\rho}_\omega + \boldsymbol{\rho}_\Omega + \boldsymbol{\rho}_0 , \quad (32)$$

with

$$\begin{aligned}\boldsymbol{\rho}_\omega &= \frac{v}{\omega} (\cos \omega t, -\sin \omega t), & \omega &= \frac{e B}{2 m} \left(1 \pm \sqrt{1 - \frac{8 m}{B^2 \rho^3}} \right), \\ \boldsymbol{\rho}_\Omega &= \frac{V_R}{\Omega} (\cos \Omega t, -\sin \Omega t), & \Omega &= \frac{e B}{m},\end{aligned}\tag{33}$$

(cf.(16)), where $\boldsymbol{\rho}_0$ is an arbitrary constant vector and V_R is a parameter. A physical meaning of this solution is the following. The center of the circular trajectory of the relative motion (see Fig. 1) moves with velocity V_R making rotation with frequency $\Omega = \frac{eB}{m}$ around to the fixed point $\boldsymbol{\rho}_0$ which plays the role of the guiding center for the whole system. If V_R tends to zero, then the center of the circular trajectory (relative motion) tends to $\boldsymbol{\rho}_0$.

In general, for $e_c = 0$ the Pseudomomentum does not vanish, $\mathbf{K} \neq 0$. However, for a particular case of identical particles a relation (11) appears, which connects \mathbf{K}^2 with L_z and \mathcal{H}_R , L_z and ℓ_z are conserved. It can be shown if the guiding center

$$\boldsymbol{\rho}_0 = \frac{\mathbf{K} \times \mathbf{B}}{2 e B^2},\tag{34}$$

is chosen as a reference point the Pseudomomentum vanishes, $K = 0$. It can be checked that the following four quantities ($\mathcal{H}_R, \mathcal{H}_\rho, L_z, \ell_z$) with the guiding center $\boldsymbol{\rho}_0$ chosen as the reference point are constants of motion for a circular trajectory,

$$\begin{aligned}\mathcal{H}_R &= m V_R^2, \\ \mathbf{L}_z &= -\frac{m^2 V_R^2}{e B} \hat{\mathbf{z}}, \\ \mathcal{H}_\rho &= \frac{e^2 B^2 \rho^2}{16 m} \left(1 \pm \sqrt{1 - \frac{8 m}{B^2 \rho^3}} \right)^2 + \frac{e^2}{\rho}, \\ \ell_z &= \mp \frac{e B \rho^2}{4} \sqrt{1 - \frac{8 m}{B^2 \rho^3}} \hat{\mathbf{z}}.\end{aligned}\tag{35}$$

while \mathbf{K}^2 is given by (11). $\mathcal{H}_R, \mathcal{H}_\rho, L_z, \ell_z$ span commutative Poisson algebra, where \mathcal{H}_ρ, ℓ_z are particular integrals. For $e_c = 0$ the system is completely-integrable globally, the global integrals take values (35) on a circular trajectory.

B. Configuration II

The special circular trajectory is called of the second type (Configuration II) when two charges move on two concentric circles with relative phase π , see Fig. 2. For such a trajectory

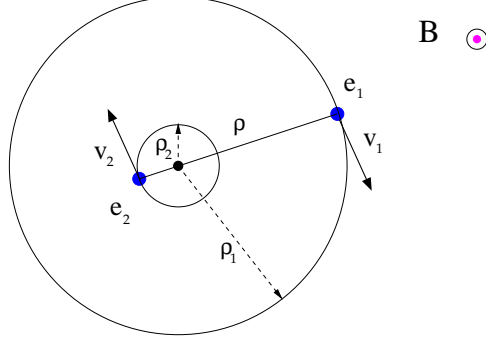


Figure 2: Both particles rotate on concentric circles with relative phase π with angular frequency ω . If $e_c = 0$ the frequency $\omega = \frac{e_1 B}{2m_1} (1 \pm \sqrt{1 - \frac{4m_2}{B^2 \rho_1 \rho_2^2}})$, if $e_c \neq 0$ the frequency $\omega = \frac{B(e_1 v_1 + e_2 v_2)}{m_1 v_1 + m_2 v_2}$.

the initial velocities should be chosen collinear and antiparallel,

$$v_1 \neq -v_2, \quad v_1 v_2 < 0, \quad (36)$$

with the assumption

$$|v_1| > |v_2|,$$

that implies the first particle moves on the external circle.

If $v_1 > 0$ the clockwise rotation occurs with $v_2 < 0$, otherwise $v_1 < 0$ corresponds to the counterclockwise rotation with $v_2 > 0$. Analyzing the constraints (14) - (15) one can enlist the pairs of charges for which the Configuration 2 appears.

1. *Clockwise rotation*, $v_1 > 0$.

If

$$v_1 > \frac{m_2}{m_1} |v_2|,$$

we have the following cases:

(1a) charges of opposite sign

$$e_1 > 0, \quad e_2 < 0.$$

(1b) charges of the same sign

$$e_{1,2} > 0, \quad \frac{e_1}{m_1} < \frac{e_2}{m_2}, \quad v_1 > \frac{e_2}{e_1} |v_2|,$$

or

$$e_{1,2} < 0, \frac{e_1}{m_1} < \frac{e_2}{m_2}, v_1 < \frac{e_2}{e_1} |v_2|.$$

If

$$v_1 < \frac{m_2}{m_1} |v_2|,$$

we have the following cases:

(1c) charges of opposite sign

$$e_1 < 0, e_2 > 0.$$

(1d) charges of the same sign

$$e_{1,2} > 0, \frac{e_1}{m_1} > \frac{e_2}{m_2}, v_1 < \frac{e_2}{e_1} |v_2|,$$

or

$$e_{1,2} < 0, \frac{e_1}{m_1} > \frac{e_2}{m_2}, v_1 > \frac{e_2}{e_1} |v_2|.$$

If

$$v_1 = \frac{m_2}{m_1} |v_2|,$$

we have the case $e_c = 0$.

2. *Counterclockwise rotation*, $v_1 < 0$.

If

$$v_2 > \frac{m_1}{m_2} |v_1|,$$

we have the following cases:

(2e) charges of opposite sign

$$e_1 > 0, e_2 < 0.$$

(2f) charges of the same sign

$$e_{1,2} > 0, \frac{e_1}{m_1} < \frac{e_2}{m_2}, v_2 < \frac{e_1}{e_2} |v_1|,$$

or

$$e_{1,2} < 0, \quad \frac{e_1}{m_1} < \frac{e_2}{m_2}, \quad v_2 > \frac{e_1}{e_2} |v_1|.$$

If

$$v_2 < \frac{m_1}{m_2} |v_1|,$$

we have the cases

(2g) charges of opposite sign

$$e_1 < 0, \quad e_2 > 0.$$

(2h) charges of the same sign

$$e_{1,2} > 0, \quad \frac{e_1}{m_1} > \frac{e_2}{m_2}, \quad v_2 > \frac{e_1}{e_2} |v_1|,$$

or

$$e_{1,2} < 0, \quad \frac{e_1}{m_1} > \frac{e_2}{m_2}, \quad v_2 < \frac{e_1}{e_2} |v_1|.$$

If

$$v_1 = \frac{m_2}{m_1} |v_2|,$$

we have the case $e_c = 0$.

Therefore, a trajectory of the second type exists for a pair of arbitrary charges (e_1, e_2) . For masses (m_1, m_2) and the initial velocities $v_1 > 0$, $v_2 < 0$, which obey a condition

$$\frac{(m_1 v_1 + m_2 v_2) e_c}{e_1 e_2} < 0,$$

one can always indicate a magnetic field

$$B = \frac{(v_1 - v_2)^2 (m_1 v_1 + m_2 v_2) M e_c v_1 v_2}{e_1 e_2 (e_1 v_1 + e_2 v_2)^2}$$

for which a circular trajectory appears (see Fig. 2) of the diameter

$$\rho = \frac{e_1 e_2 (e_1 v_1 + e_2 v_2)}{(v_1 - v_2) M e_c v_1 v_2} > 0. \quad (37)$$

It can be shown that on a trajectory of the second type the following expressions

$$\begin{aligned}
\mathcal{H}_R &= \frac{(m_1 v_1 + m_2 v_2)^2}{2M}, \\
\mathbf{L}_z &= -\frac{(m_1 v_1 + m_2 v_2)^3}{2BM(e_1 v_1 + e_2 v_2)} \hat{\mathbf{z}}, \\
\mathcal{H}_\rho &= \frac{m_r (v_1 - v_2)^2}{2} + \frac{e_1 e_2}{\rho}, \\
\ell_z &= \frac{(v_2 - v_1)(m_1 v_1 + m_2 v_2)}{2BM(e_1 v_1 + e_2 v_2)^2} \left[e_2 m_1 v_2 (m_1 v_1 + 2m_2 v_1 - m_2 v_2) \right. \\
&\quad \left. + e_1 m_2 v_1 (m_1 v_1 - 2m_1 v_2 - m_2 v_2) \right] \hat{\mathbf{z}}.
\end{aligned} \tag{38}$$

are constants of motion. Functions \mathcal{H}_ρ, ℓ_z are independent particular integrals. On this trajectory the Pseudomomentum $K = 0$ (see (27)) as well as $I = (\boldsymbol{\rho} \cdot \mathbf{p}) = 0$. The trajectory is super-integrable.

We focus on two particular cases, $q = 0$ (rotating dipole) and $e_c = 0$ (the charges of the same sign with equal cyclotron frequencies).

- **Case $q = 0$ (rotating dipole)**

Let $e_1 = -e_2 = e$. In addition to the constraints (14)-(15) for arbitrary $B > 0$, it is naturally assumed that

$$\rho = \frac{m_1 v_1 + m_2 v_2}{e_1 B} > 0, \tag{39}$$

as well as a reality of

$$v_1 = -\frac{m_2 v_2}{2m_1} \left(1 \pm \sqrt{1 - \frac{4e^3 B m_1}{M m_2^2 v_2^3}} \right) \equiv v_1^{(\pm)}. \tag{40}$$

it implies the expression under the square root must be non negative

$$\frac{4e^3 B m_1}{M m_2^2 v_2^3} < 1. \tag{41}$$

A simple analysis leads to four particular situations

$$\begin{aligned}
v_2 > 0, e > 0 &\Rightarrow v_1^{(\pm)} < 0 \text{ (counterclockwise rotation, two solutions)}, \\
v_2 > 0, e < 0 &\Rightarrow v_1^+ < 0 \text{ (counterclockwise rotation, one solution)}, \\
v_2 < 0, e > 0 &\Rightarrow v_1^+ > 0 \text{ (clockwise rotation, one solution)}, \\
v_2 < 0, e < 0 &\Rightarrow v_1^{(\pm)} > 0 \text{ (clockwise rotation, two solutions)}.
\end{aligned} \tag{42}$$

If parameters of the system and initial data satisfy the constraints (39)-(41), the circular trajectories shown in Fig. 2 appear. Putting $v_1 = -v_2$ we recover (28).

For the Configuration II in the case $q = 0$ the cms angular momentum L_z and relative angular momentum ℓ_z are conserved separately in spite of the absence of separation of variables(!): the Poisson brackets with Hamiltonian vanish. They take values [14]

$$\begin{aligned}\mathcal{H} &= \frac{(m_1 v_1 + m_2 v_2)^2}{2M} + \frac{m_r (v_1 - v_2)^2}{2} - \frac{e^2}{\rho}, \\ K &= 0, \\ \mathbf{L}_z &= \frac{(m_1 v_1 + m_2 v_2)^3}{2eBM(v_2 - v_1)} \hat{\mathbf{z}}, \\ \ell_z &= \frac{(m_1 v_1 + m_2 v_2)[(m_1^2 + m_2^2)v_1 v_2 - m_1 m_2(v_1^2 + v_2^2 - 4v_1 v_2)]}{2eBM(v_1 - v_2)} \hat{\mathbf{z}},\end{aligned}\tag{43}$$

(cf. (38)) with v_1, ρ from (39)-(40). Hence, the quantities $(\mathcal{H}, \mathbf{K}^2, L_z, \ell_z)$ are constants of motion, all of them are in involution. On the trajectories of the second type the system is completely-integrable. $\mathcal{H}_\rho, I = (\boldsymbol{\rho} \cdot \mathbf{p})$ are extra particular integrals. The trajectory is super-integrable. Thus, one can say that for $q = 0$ the system is particularly integrable [2].

- **Case $e_c = 0$**

In this case the Newton equations (12) coincide. It leads to the constraints

$$\begin{aligned}\frac{v_1}{v_2} &= -\frac{m_2}{m_1}, \\ v_1 &= \frac{e_1 B \rho_1}{2m_1} \left(1 \pm \sqrt{1 - \frac{4m_2}{B^2 \rho_1 \rho^2}} \right), \\ \omega &= \frac{v_1}{\rho_1} = -\frac{v_2}{\rho_2}.\end{aligned}\tag{44}$$

If initial data obey these constraints, the circular trajectories of the second type appear, see Fig. 2. It is worth noting that for given ρ_1, ρ_2 there exist two different initial velocities v_1 leading to the same circular trajectory. In this case the corresponding individual trajectories are

$$\boldsymbol{\rho}_1 = \boldsymbol{\rho}_{\omega,1} + \boldsymbol{\rho}_\Omega + \boldsymbol{\rho}_0, \quad \boldsymbol{\rho}_2 = \boldsymbol{\rho}_{\omega,2} + \boldsymbol{\rho}_\Omega + \boldsymbol{\rho}_0,\tag{45}$$

with

$$\begin{aligned}\boldsymbol{\rho}_{\omega,1(2)} &= \frac{v_{1(2)}}{\omega} (\cos \omega t, -\sin \omega t), \\ \boldsymbol{\rho}_\Omega &= \frac{V_R}{\Omega} (\cos \Omega t, -\sin \Omega t), \\ \Omega &= \frac{e_1 B}{m_1},\end{aligned}\tag{46}$$

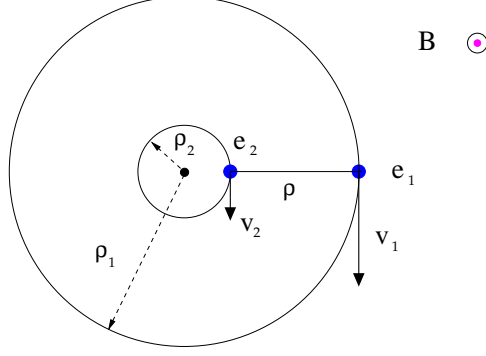


Figure 3: Both particles rotate with the zero relative phase on concentric circles with angular frequency $\omega = \frac{B(e_1 v_1 + e_2 v_2)}{m_1 v_1 + m_2 v_2}$.

where $\boldsymbol{\rho}_0$ is a constant vector, V_R is a parameter, ω is defined in (44). If $m_1 = m_2 = m$ then $v_1 = -v_2 = v > 0$ we arrive at the trajectory of the first type (Configuration I) for identical particles with $\rho_1 = \frac{\rho}{2}$ and recover (30).

It can be easily checked that four quantities [15]

$$\begin{aligned}
 \mathcal{H}_R &= \frac{M V_R^2}{2}, \\
 \mathbf{L}_z &= -\frac{m_1 M V_R^2}{2e_1 B} \hat{\mathbf{z}}, \\
 \mathcal{H}_\rho &= \frac{m_r (v_1 - v_2)^2}{2} + \frac{m_2 e_1^2}{m_1 \rho}, \\
 \boldsymbol{\ell}_z &= \mp \frac{M e_1 B \rho_1^2}{2 m_2} \sqrt{1 - \frac{4 m_2}{B^2 \rho_1 \rho^2}} \hat{\mathbf{z}},
 \end{aligned} \tag{47}$$

are constants of motion in involution forming a commutative Poisson algebra. It holds on a level of the Poisson brackets. Hence, for $e_c = 0$ the system is completely-integrable. $I = (\boldsymbol{\rho} \cdot \mathbf{p}) = 0$ is extra particular integral.

C. Configuration III

The special circular trajectories are called of the third type (Configuration III) when two charges move on two concentric circles with zero relative phase, see Fig. 3 (cf. Fig. 2). It is evident that for such a trajectory the initial velocities should be chosen collinear and

parallel, they obey the constraints

$$v_1 > v_2 > 0 \quad , \quad \frac{m_2}{e_2} > \frac{m_1}{e_1} \quad , \quad (48)$$

for counterclockwise rotation and

$$v_1 < v_2 < 0 \quad , \quad \frac{m_2}{e_2} < \frac{m_1}{e_1} \quad , \quad (49)$$

for clockwise rotation. For both rotations, the condition

$$e_1 v_1 > -e_2 v_2 \quad , \quad (50)$$

has to be fulfilled. By definition above implies that the first charge always moves on the external circle. Such a circular trajectory (see Fig. 3) appears in a magnetic field

$$B = \frac{(v_1 - v_2)^2 (m_1 v_1 + m_2 v_2) M e_c v_1 v_2}{e_1 e_2 (e_1 v_1 + e_2 v_2)^2} > 0 \quad ,$$

and is characterized by a relative distance between charges

$$\rho = \frac{e_1 e_2 (e_1 v_1 + e_2 v_2)}{(v_1 - v_2) M e_c v_1 v_2} > 0 \quad .$$

In principle, the conditions (48) - (50) are not very restrictive, for almost any charges e_1 and e_2 one can indicate their masses m_1 and m_2 for which they are satisfied. However, in two important particular cases of equal masses there is no solutions when $q = 0$ and $e_c = 0$. Four constants of motion for this trajectory are given by (38). The pseudomomentum vanishes, $K = 0$ on this trajectory. $I = (\boldsymbol{\rho} \cdot \boldsymbol{p}) = 0$ is a particular integral.

- **Case** $e_1 = -1, e_2 = 2$

If $e_1 = -1, e_2 = 2$, the circular trajectories of the third type (see Fig. 3) exist for

$$v_1 > v_2 > \frac{v_1}{2} > 0 \quad ,$$

(cf.(48)) for arbitrary masses. For chosen initial velocities these trajectories appear for the magnetic field

$$B = \frac{(v_1 - v_2)^2 (m_1 v_1 + m_2 v_2) (2 m_1 + m_2) v_1 v_2}{2(2 v_2 - v_1)^2} \quad ,$$

with the relative distance

$$\rho = \frac{2(2 v_1 - v_2)}{(v_1 - v_2) (2 m_1 + m_2) v_1 v_2} \quad .$$

Concluding we have to emphasize that the Configuration III is more restrictive than the Configuration II which appear for arbitrary charges e_1, e_2 . In particular, the Configuration III does not appear for both neutral system $q = 0$ and $e_c = 0$.

D. Configuration IV

Let us consider a neutral system ($e_1 = -e_2 = e > 0$) with collinear and equal initial velocities $\mathbf{v}_1 = \mathbf{v}_2 \equiv \mathbf{v}$ and impose constraints

$$(\mathbf{v}, \boldsymbol{\rho}) = 0 \text{ and } \rho = \sqrt{\frac{e}{Bv}}. \quad (51)$$

In this case the Lorentz force acting on charge 1(2) is equal to the Coulomb force (see eqs.(12), (13)). Hence, the constraints (51) give rise to the *free* motion of a neutral system with fixed dipole moment, see Fig. 4. We call this trajectory of the fourth type (Configuration IV). This free parallel motion of two charges in a constant magnetic field was first found in Curilef-Claro [3]. In this case the Pseudomomentum

$$\mathbf{K} = \left(M \mathbf{v} + \sqrt{\frac{e^3 B}{v}} \right) \hat{\mathbf{v}}, \quad (52)$$

does not vanish.

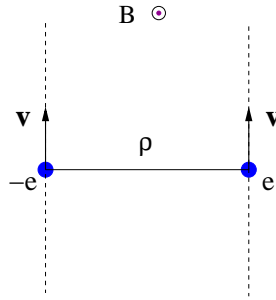


Figure 4: A dipole with fixed dipole moment moves with constant velocity.

For the Configuration IV the quantities L_z and ℓ_z are conserved separately. They take the values [16]

$$\begin{aligned} \mathcal{H} &= \frac{M v^2}{2} - \sqrt{e^3 v B}, \\ \mathbf{K} &= \left(M \mathbf{v} + \sqrt{\frac{e^3 B}{v}} \right) \hat{\mathbf{v}}, \\ L_z &= 0, \\ \ell_z &= \frac{e^2 (m_2 - m_1)}{2 M v} \hat{\mathbf{z}}, \end{aligned} \quad (53)$$

Hence, the quantities $(\mathcal{H}, \mathbf{K}^2, L_z^{total}, \ell_z)$ are constants of motion, all of them are in involution. Here ℓ_z is particular integral as well as $I = (\boldsymbol{\rho} \cdot \mathbf{p}) = 0$. For this trajectory the system is completely-integrable being also super-integrable realizing a particular integrability [2].

E. Configuration V

A circular trajectory of the fifth type (Configuration V, see Fig. 5) appears when in (14)-(15) both limits $v_2 \rightarrow 0$ and $m_2 \rightarrow \infty$ are taken simultaneously. Hence, the particle 2 is standing corresponding to the fixed charged center. We call it the Born-Oppenheimer case. For a given magnetic field B the trajectory of the radius $\rho > \rho_{min}$ emerges at two different values of initial velocity

$$\begin{aligned} v_1 &= \frac{e_1 B \rho_1}{2 m_1} \left(1 \pm \sqrt{1 - \frac{4 m_1 e_2}{e_1 B^2 \rho_1^3}} \right), \\ \omega &= \frac{v_1}{\rho_1}, \quad \rho_1 = \rho. \end{aligned} \quad (54)$$

where $\rho_{min} = \left(\frac{4m_1 e_2}{e_1 B^2}\right)^{\frac{1}{3}}$ if $e_1 e_2 > 0$ and $\rho_{min} = 0$ if $e_1 e_2 < 0$. For any v_1 there exists a circular trajectory of some radius ρ .

The two constants of motion take the values

$$\begin{aligned} \mathcal{H} &= \frac{e_1^2 B^2 \rho_1^2}{4 m_1} \left(1 \pm \sqrt{1 - \frac{4 m_1 e_2}{e_1 B^2 \rho_1^3}} \right)^2 + \frac{e_1 e_2}{\rho_1}, \\ \ell_{1,z} &\equiv \boldsymbol{\rho}_1 \times \mathbf{p}_1 = \pm \frac{e_1 B \rho_1^2}{2} \sqrt{1 - \frac{4 m_1 e_2}{e_1 B^2 \rho_1^3}} \hat{\mathbf{z}}. \end{aligned} \quad (55)$$

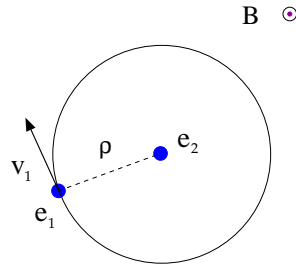


Figure 5: Circular motion in the Born-Oppenheimer approximation ($m_2 \rightarrow \infty$).

III. CONCLUSIONS

In the present work we give a classification of pairs of charged particles placed in a constant uniform magnetic field which admit special planar trajectories transversal to the magnetic field direction. These trajectories represent concentric circles of finite or infinite radii. Their

major characteristics is a constant relative distance ρ between charges in the process of evolution. It corresponds to the appearance of a *particular* constant of motion

$$I = (\boldsymbol{\rho} \cdot \mathbf{p}) , \quad (56)$$

where \mathbf{p} is the canonical relative momentum (4). I is conserved and vanishes on these special trajectories (the Configurations I-V)

$$I = 0 , \quad (57)$$

only, unlike the total Pseudomomentum \mathbf{K} (2) and the total canonical momentum $\mathbf{L}_z^{\text{total}}$ (3) which are conserved for *any* trajectory. It is worth emphasizing that for all circular trajectories

$$\mathbf{K} = 0 , \quad (58)$$

(see (38)) and for Configuration IV

$$\mathbf{L}_z = 0 , \quad (59)$$

(see (53)).

There are three important particular cases for which special trajectories are admitted:

- $q = 0$, for all Configurations special trajectories occur except Configuration III.
- $e_c = 0$, the special trajectories occur for Configurations I, II. For identical particles special trajectory occurs only for Configurations I.
- $e_1 = -1, e_2 = 2$, they occurs for all Configurations except Configuration IV.

Assuming the straightforward quantization (1), (2), (3) and (56) by replacing the momentum to the momentum operator one can ask whether exist eigenstates which are common for the Hamiltonian and one of the these integrals or all of them. Such common eigenfunctions do exist for certain discrete values of a magnetic field B , they can be found analytically and they are zero modes of one of these integrals [8]. This construction implies a certain *particular* integrability: the commutator of the Hamiltonian and an operator vanishes on a subspace of the Hilbert space [2].

Acknowledgments

The authors are grateful to J. C. López Vieyra for their interest in the present work, helpful discussions and important assistance with computer calculations. A.V.T. thanks P. Winternitz for a valuable remark. This work was supported in part by the University Program FENOMECA and by the PAPIIT grant **IN109512** and CONACyT grant **166189** (Mexico).

- [1] E. McSween and P. Winternitz,
Integrable and superintegrable Hamiltonian systems in magnetic fields,
J.Math.Phys. **41** (2000) 2957 -2967
- [2] A.V. Turbiner,
Particular Integrability and (Quasi)-exact-solvability
math-ph arXiv:1206.2907, June 2012
- [3] S. Curilef and F. Claro,
Dynamics of Two Interacting Particles in a Magnetic Field in Two Dimensions,
American Journal of Physics **65** (1997) 244
- [4] M. Taut,
Two particles with opposite charge in a homogeneous magnetic field: particular analytic solutions of the two-dimensional Schrödinger equation,
Journal of Physics **A32** (1999) 5509-5515
- [5] H. Friedrich and D. Wintgen,
The hydrogen atom in a uniform magnetic field an example of chaos,
Physics Reports **183** (1989) 3779
- [6] D. Pinheiro and R.S. Mackay,
Interaction of two charges in a uniform magnetic field I planar case,
Nonlinearity **19** (2006) 1713-1745
- [7] L.P. Gorkov, I.E. Dzyaloshinskii,
Contribution to the Theory of the Mott Exciton in a Strong Magnetic Field,
ZhETF **53** (1967) 717-722
Sov. Phys. JETP **26** (1968) 449-451 (English translation)

- [8] M.A. Escobar-Ruiz and A.V. Turbiner,
Two charges on plane in a magnetic field: polynomial eigenfunctions, hidden algebra
(in preparation)
- [9] z -axis is directed along magnetic field, $c = 1$.
- [10] It is implied that $\boldsymbol{\rho}_{1,2}$ are measured from the center of the circle.
- [11] The same circular trajectory occurs if $(e_1 \rightarrow -e_1, e_2 \rightarrow -e_2, m_1 \leftrightarrow m_2)$.
- [12] the center of the circular trajectory is chosen as the reference point.
- [13] It is worth noting that for a neutral system, $q = 0$, the Pseudomomentum does not depend on the reference point and always vanishes (see (27)).
- [14] The center of the circular trajectory is chosen as the reference point.
- [15] The guiding center $\boldsymbol{\rho}_0$ is chosen as the reference point.
- [16] The reference point is chosen such that $(\mathbf{R}, \boldsymbol{\rho}) = 0$.