

# Constraints on flavor-changing neutral-current $Htq$ couplings from the signal of $tH$ associated production with QCD next-to-leading order accuracy at the LHC

Yan Wang,<sup>1</sup> Fa Peng Huang,<sup>1</sup> Chong Sheng Li,<sup>1,2,\*</sup>

Bo Hua Li,<sup>1</sup> Ding Yu Shao,<sup>1</sup> and Jian Wang<sup>1</sup>

<sup>1</sup>*Department of Physics and State Key Laboratory of Nuclear Physics and Technology, Peking University, Beijing 100871, China*

<sup>2</sup>*Center for High Energy Physics, Peking University, Beijing, 100871, China*

(Dated: November 19, 2018)

## Abstract

We study a generic Higgs boson and a top quark associated production via model-independent flavor-changing neutral-current couplings at the LHC, including complete QCD next-to-leading order (NLO) corrections to the production and decay of the top quark and the Higgs boson. We find that QCD NLO corrections can increase the total production cross sections by about 48.9% and 57.9% for the  $Htu$  and  $Htc$  coupling induced processes at the LHC, respectively. After kinematic cuts are imposed on the decay products of the top quark and the Higgs boson, the QCD NLO corrections are reduced to 11% for the  $Htu$  coupling induced process and almost vanish for the  $Htc$  coupling induced process. Moreover, QCD NLO corrections reduce the dependence of the total cross sections on the renormalization and factorization scales. We also discuss signals of the  $tH$  associated production with the decay mode  $t \rightarrow bl^+ \cancel{E}_T$ ,  $H \rightarrow b\bar{b}$  and  $t\bar{t}$  production with the decay mode  $\bar{t} \rightarrow H\bar{q}$ ,  $t \rightarrow bl^+ \cancel{E}_T$ . Our results show that, in some parameter regions, the LHC may observe the above signals at the  $5\sigma$  level. Otherwise, the upper limits on the FCNC  $Htq$  couplings can be set.

PACS numbers: 14.65.Ha, 12.38.Bx, 12.60.Fr

---

\*Electronic address: csli@pku.edu.cn

## I. INTRODUCTION

Recently the ATLAS and CMS collaborations at the Large Hadron Collider (LHC) have discovered a new particle with a mass of about 125 GeV [1, 2]. In the near future, the most important task is to study the intrinsic properties of this new particle, such as the couplings and spin, which will determine whether it is the Standard Model (SM) Higgs boson, and lead to deeper understanding of electroweak (EW) symmetry breaking mechanism.

It is attractive to investigate the anomalous couplings of a generic Higgs boson, such as the anomalous couplings with quarks via flavor-changing neutral-current (FCNC). In the SM, FCNC is absent at tree level, and is suppressed at one-loop level by the Glashow-Iliopoulos-Maiani mechanism [3]. The anomalous couplings, if exist, are strong evidence of New Physics (NP). In Ref. [4], indirect constraints on FCNC couplings from low-energy experiments are studied and used to analyze the process of the Higgs boson decaying to light quarks or leptons. But the FCNC couplings between the Higgs boson and the top quark are not discussed there.

The top quark mass is close to the EW symmetry breaking scale. Thus it is an appropriate probe for the EW symmetry breaking mechanism and NP. Any deviation from SM prediction for precise observables involving top quarks exhibits hints of NP. The production of a single top quark associated with a gluon jet or a vector boson via FCNC couplings has already been investigated at the leading order (LO) [5–8] and at the next-to-leading order (NLO) [9–13], respectively. In this paper, we will discuss the constraints on the FCNC  $Htq$  couplings from the signal of the Higgs boson and the top quark associated production with QCD NLO accuracy at the LHC.

In some NP models, the FCNC couplings of the Higgs boson and the top quark can be generated at tree level, or enhanced to observable levels through radiative corrections [5–14], such as the two Higgs doublet models III [15, 16], the minimal supersymmetric models (MSSM) [17–22], the topcolor-assisted technicolor model [16], the exotic quarks models and the left-right symmetric models [23, 24]. Since we do not know which type of NP will be responsible for the future deviation, it is better to study the FCNC processes with a model independent method. In general, the interactions between the Higgs boson, the top quark

and a light quark  $q$  ( $= u, c$ ) can be expressed as [5]

$$\mathcal{L} = -\frac{g}{2\sqrt{2}} \sum_{q=u,c} g_{qt} \bar{q} (g_{qt}^v + g_{qt}^a \gamma_5) t H + \text{H.c.}, \quad (1)$$

where  $g_{qt}$  ( $q = u, c$ ) defining the strength of the coupling is a real coefficient, while  $g_{qt}^v, g_{qt}^a$  are complex numbers, normalized to  $|g_{qt}^v|^2 + |g_{qt}^a|^2 = 1$ . The constraints on the above couplings have been set through indirect low-energy processes in Refs. [25–27]. It is interesting to study how to set the direct constraints on the above couplings from the signals of the top quark and the Higgs boson associated production and top pair production with top quark rare decay at the hadron colliders. These processes have been studied at the LO in Ref. [5]. However, the LO total cross sections at the hadron collider suffer from large uncertainties due to the arbitrary choices of the renormalization and factorization scales. Besides, at the NLO level the additional radiation makes  $b$  jets, which are the products of the Higgs boson and the top quark, softer and the mass distribution of the reconstructed particles broader, which will affect events selection when kinematic cuts are imposed. Thus, it is necessary to perform complete QCD NLO calculations of these processes at the LHC, including production and decay.

The process  $gb \rightarrow tH^-$ , which has the similar scattering amplitude to the process we study in this paper, has been discussed in the two Higgs double models and supersymmetry, including the QCD NLO or supersymmetry QCD corrections [28–31]. After considering the difference from the couplings and parton distribution functions (PDFs), our numerical results for the  $tH$  production are consistent with their results in the range of Monte Carlo integration error. However, in the process we study, the Higgs boson is neutral and has a mass around 125 GeV, usually much less than the mass of charged Higgs boson, which leads to significantly different decay modes and signals at the hadron colliders.

The arrangement of this paper is as follows. In Sec. II, we present the LO results for the Higgs boson and the top quark associated production induced by FCNC  $Htq$  couplings. In Sec. III, we describe the detailed calculations of the NLO results, including the virtual and real corrections. Then in Sec. IV, we investigate numerical results, in which we discuss the scale uncertainties and give some important kinematic distributions. In Sec. V, we discuss the signals of  $tH$  associated production with the decay mode  $t \rightarrow bl^+\nu_e$  and  $H \rightarrow b\bar{b}$ , and  $t\bar{t}$  production with rare decay mode  $\bar{t} \rightarrow Hq \rightarrow b\bar{b}q$ . Then we analyze the discovery potential with QCD NLO accuracy at the LHC with  $\sqrt{S} = 14$  TeV. Section VI is a brief conclusion.

## II. LEADING ORDER RESULTS

At the hadron colliders, there is only one subprocess that contributes to the  $tH$  associated production at the LO via FCNC  $Htq$  couplings:

$$g q \rightarrow t H, \quad (2)$$

where  $q$  is either  $u$  or  $c$  quark. The Feynman diagrams are shown in Fig. 1.

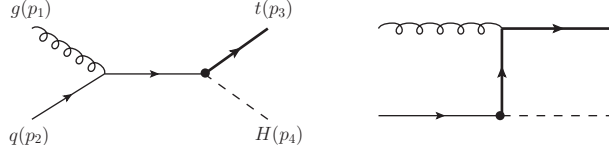


FIG. 1: The LO Feynman diagrams for  $tH$  associated production via FCNC  $Htq$  couplings.

After summing (averaging) over the spins and colors of the final-(initial-)state particles, the explicit expression of the squared amplitude at the LO is

$$\begin{aligned} \overline{|\mathcal{M}^B|}_{gg}^2(s, t) = & \frac{\pi^2 \alpha \alpha_s g_{qt}^2}{3 \sin^2 \theta_W s (t - m_t^2)^2} (m_t^6 - (2m_H^2 + 2s + t)m_t^4 + (2m_H^4 + (s + t)^2)m_t^2 - \\ & 2tm_H^4 + 2t(s + t)m_H^2 - t(s + t)^2), \end{aligned} \quad (3)$$

where  $m_t$  and  $m_H$  are the top quark mass and the Higgs boson mass, respectively. The Mandelstam variables  $s$ ,  $t$ , and  $u$  are defined as

$$s = (p_1 + p_2)^2, \quad t = (p_1 - p_3)^2, \quad u = (p_1 - p_4)^2. \quad (4)$$

The LO total cross section at hadron colliders is given by convoluting the partonic cross section with the PDFs  $G_{i/P}$  in the proton,

$$\sigma^B = \int dx_1 dx_2 [G_{g/P_1}(x_1, \mu_f) G_{q/P_2}(x_2, \mu_f) + (x_1 \leftrightarrow x_2)] \hat{\sigma}_{gg}^B, \quad (5)$$

where  $\mu_f$  is the factorization scale, and  $\hat{\sigma}_{gg}^B = (1/2s) \int \overline{|\mathcal{M}^B|}_{gg}^2 dPS^{(2)}$  is Born level partonic cross section.

## III. THE NEXT-TO-LEADING ORDER CALCULATIONS

In this section, we present QCD NLO corrections of  $tH$  associated production using dimensional regularization scheme with naive  $\gamma_5$  prescription in  $n = 4 - 2\epsilon$  dimensions

to regularize the ultraviolet (UV) and infrared (IR) divergences. The NLO corrections contain the virtual gluons effects and the real radiation of a gluon or a massless quark. The corresponding Feynman diagrams are shown in Fig. 2 and 3, respectively. We use two cutoff phase space slicing method [32] in the real corrections to separate the IR divergences.

### A. Virtual corrections

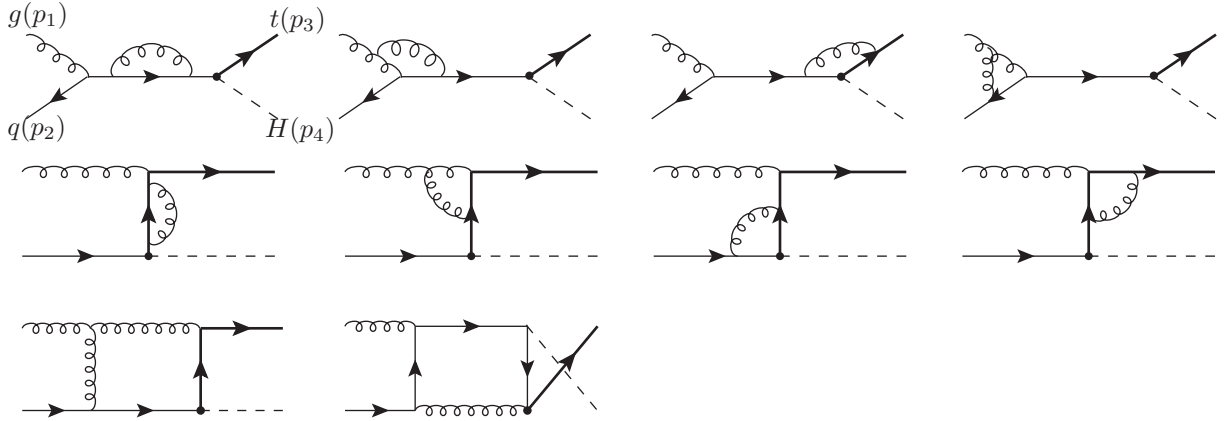


FIG. 2: One-loop virtual Feynman diagrams for the  $tH$  associated production via FCNC  $Htq$  couplings.

The virtual corrections come from the interference of the one-loop amplitude with the Born amplitude:

$$\hat{\sigma}^V = \frac{1}{2s} \int dPS^{(2)} 2\text{Re}(\overline{\mathcal{M}^V} \cdot \mathcal{M}^{B*}). \quad (6)$$

We introduce counterterms to absorb UV divergences. For the external fields, we fix all the renormalization constants using the on shell renormalization scheme:

$$\begin{aligned} \delta Z_2^{(g)} &= -\frac{\alpha_s}{2\pi} C_\epsilon \left( \frac{n_f}{3} - \frac{5}{2} \right) \left( \frac{1}{\epsilon_{UV}} - \frac{1}{\epsilon_{IR}} \right) - \frac{\alpha_s}{6\pi} C_\epsilon \frac{1}{\epsilon_{UV}}, \\ \delta Z_2^{(q)} &= -\frac{\alpha_s}{3\pi} C_\epsilon \left( \frac{1}{\epsilon_{UV}} - \frac{1}{\epsilon_{IR}} \right), \\ \delta Z_2^{(t)} &= -\frac{\alpha_s}{3\pi} C_\epsilon \left( \frac{1}{\epsilon_{UV}} + \frac{2}{\epsilon_{IR}} + 4 \right), \\ \frac{\delta m_t}{m_t} &= -\frac{\alpha_s}{3\pi} C_\epsilon \left( \frac{3}{\epsilon_{UV}} + 4 \right), \end{aligned} \quad (7)$$

where  $C_\epsilon = \Gamma(1 + \epsilon) [(4\pi\mu_r^2)/m_t^2]^\epsilon$ ,  $\mu_r$  is the renormalization scale and  $n_f = 5$ . For the counterterm of FCNC couplings  $\delta Z_{g_{qt}}$ , we use the modified minimal subtraction ( $\overline{\text{MS}}$ ) scheme [33]:

$$\delta Z_{g_{qt}} = -\frac{\alpha_s}{4\pi^2} \Gamma(1 + \epsilon) (4\pi)^\epsilon \frac{1}{\epsilon_{UV}}, \quad (8)$$

and the running of the FCNC coupling is given by

$$g_{qt}(\mu_r) = g_{qt}(\mu_0) \left( \frac{\alpha_s(\mu_r)}{\alpha_s(\mu_0)} \right)^{4/\beta_0}. \quad (9)$$

Here  $\beta_0 = 11 - \frac{2}{3}n_f$  is the one-loop coefficients of the QCD  $\beta$ -function.

In the virtual corrections, the UV divergences are canceled by the counterterms. To deal with IR divergences, we adopt the traditional Passarino-Veltman reduction method to reduce the tensor integrals to scalar integrals [34, 35], of which the IR divergences can be obtained by the skill in Ref. [36]. And the IR divergent parts are given by

$$\mathcal{M}^V|_{IR} = \frac{\alpha_s}{2\pi} \frac{\Gamma(1 - \epsilon)}{\Gamma(1 - 2\epsilon)} \left( \frac{4\pi\mu_r^2}{s} \right)^\epsilon \left( \frac{A_2^v}{\epsilon_{IR}^2} + \frac{A_1^v}{\epsilon_{IR}} \right) \mathcal{M}^B, \quad (10)$$

where

$$\begin{aligned} A_2^v &= -\frac{13}{3}, \\ A_1^v &= 3 \ln \frac{m_t^2 - t}{m_t^2} - \frac{1}{3} \ln \frac{m_t^2 - u}{m_t^2} - \frac{4}{3} \ln \frac{s}{m_t^2} - \frac{43}{6}. \end{aligned} \quad (11)$$

## B. Real corrections

The real corrections contain the radiations of an additional gluon, and massless (anti)quark. The relevant Feynman diagrams are shown in Fig. 3. The partonic cross section can be written as

$$\hat{\sigma}^R = \frac{1}{2s} \int dPS^{(3)} |\overline{\mathcal{M}}^R|^2. \quad (12)$$

We use two cutoff phase space slicing method [32], which introduces two small cutoffs  $\delta_s$  and  $\delta_c$  to divide the three-body phase space into three regions. First, the phase space is separated into two regions according to whether or not the energy of the additional gluon satisfies the soft criterion  $E_5 \leq \delta_s \sqrt{s}/2$  in the partonic center-of-mass frame (CMF). And the partonic cross section can be divided as

$$\hat{\sigma}^R = \hat{\sigma}^H + \hat{\sigma}^S, \quad (13)$$

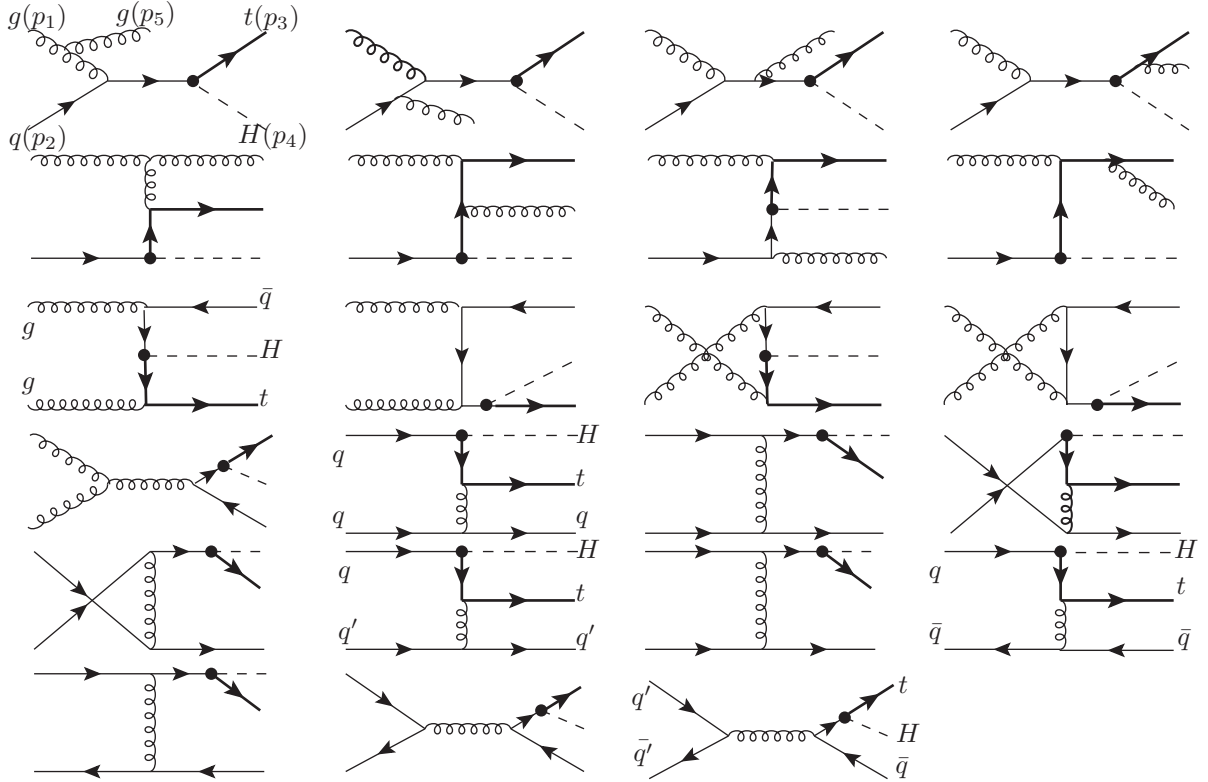


FIG. 3: Feynman diagrams for the real corrections to the  $tH$  associated production via FCNC  $Htq$  couplings.

where  $\hat{\sigma}^H$  and  $\hat{\sigma}^S$  are the contributions from the hard and the soft regions, respectively. Furthermore, the collinear cutoff  $\delta_c$  is applied to separate the hard region into two regions according to whether the collinear condition  $-\delta_c s < t_{i5} < 0$  is satisfied or not, where  $t_{i5} = (p_i - p_5)^2$  with  $i = 1, 2$ . The corresponding cross section is splitted into

$$\hat{\sigma}^H = \hat{\sigma}^{\overline{\text{HC}}} + \hat{\sigma}^{\text{HC}}. \quad (14)$$

where the contributions from hard-collinear regions  $\hat{\sigma}^{\text{HC}}$  contain the collinear divergences, and the hard-noncollinear part  $\hat{\sigma}^{\overline{\text{HC}}}$  is free of IR singularities and can be calculated numerically.

### 1. Real gluon emission

In the limit that the energy of the emitted gluon becomes small, i.e.,  $E_5 \leq \delta_s \sqrt{s}/2$ , the amplitude squared  $|\overline{\mathcal{M}(qq \rightarrow tH + g)}|^2$  can be factorized into the Born amplitude squared

and the eikonal factor  $\Phi_{\text{eik}}$ :

$$\overline{|\mathcal{M}(qg \rightarrow tH + g)|^2} \xrightarrow{\text{soft}} (4\pi\alpha_s\mu_r^{2\epsilon})\overline{|\mathcal{M}^B|^2}\Phi_{\text{eik}}, \quad (15)$$

where the eikonal factor can be expressed as

$$\begin{aligned} \Phi_{\text{eik}} = & \frac{C_A}{2} \frac{s}{(p_1 \cdot p_5)(p_2 \cdot p_5)} - \frac{1}{2C_A} \frac{m_t^2 - u}{(p_2 \cdot p_5)(p_3 \cdot p_5)} \\ & + \frac{C_A}{2} \frac{m_t^2 - t}{(p_2 \cdot p_5)(p_3 \cdot p_5)} - C_F \frac{m_t^2}{(p_3 \cdot p_5)^2}, \end{aligned} \quad (16)$$

with  $C_A = 3, C_F = \frac{4}{3}$ . The three-body phase space in the soft region can be factorized into

$$dPS^{(3)}(qg \rightarrow tH + g) \xrightarrow{\text{soft}} dPS^{(2)}(qg \rightarrow tH)dS, \quad (17)$$

where  $dS$  is the integration over the phase space of the soft gluon, given by

$$dS = \frac{1}{2(2\pi)^{3-2\epsilon}} \int_0^{\delta_s\sqrt{s}/2} dE_5 E_5^{1-2\epsilon} d\Omega_{2-2\epsilon}. \quad (18)$$

Hence, the parton level cross section in the soft region can be expressed as

$$\hat{\sigma}^S = (4\pi\alpha_s\mu_r^{2\epsilon})\hat{\sigma}^B \int \Phi_{\text{eik}}dS. \quad (19)$$

After integration over the soft phase space, Eq. (19) becomes

$$\hat{\sigma}^S = \hat{\sigma}^B \left[ \frac{\alpha_s}{2\pi} \frac{\Gamma(1-\epsilon)}{\Gamma(1-2\epsilon)} \left( \frac{4\pi\mu_r^2}{s} \right)^\epsilon \right] \left( \frac{A_2^s}{\epsilon_{IR}^2} + \frac{A_1^s}{\epsilon_{IR}} + A_0^s \right), \quad (20)$$

with

$$\begin{aligned} A_2^s &= \frac{13}{3}, \\ A_1^s &= -2A_2^s \ln \delta_s + \frac{1}{3} \ln \frac{m_t^2 - u}{m_t^2} - 3 \ln \frac{m_t^2 - t}{m_t^2} + \frac{4}{3} \ln \frac{s}{m_t^2} + \frac{4}{3}, \\ A_0^s &= -2A_2^s \ln^2 \delta_s - 2A_1^s \ln \delta_s + \frac{4}{3\beta} \ln \frac{1+\beta}{1-\beta} + \frac{3}{2}B_- - \frac{1}{6}B_+. \end{aligned} \quad (21)$$

The  $B_\pm$  are defined as

$$\begin{aligned} B_\pm &= \ln^2 \frac{1-\beta}{1 \pm \beta \cos \theta} - \frac{1}{2} \ln^2 \frac{1+\beta}{1-\beta} + 2\text{Li}_2 \left[ \frac{\mp\beta(\cos \theta \pm 1)}{1-\beta} \right] \\ &\quad - 2\text{Li}_2 \left[ \frac{\pm\beta(\cos \theta \mp 1)}{1 \pm \beta \cos \theta} \right], \end{aligned} \quad (22)$$

where  $\beta = \sqrt{1 - 4m_t^2 s / (m_t^2 - m_H^2 + s)^2}$  and  $\cos \theta = (t - u) / \sqrt{(m_t^2 - m_h^2 + s)^2 - 4m_t^2 s}$ .



In the hard-collinear region, collinear singularities arise when the emitted hard gluon is collinear to the incoming massless partons. As the conclusion of the factorization theorem [37, 38], the amplitude squared  $|\overline{\mathcal{M}(qg \rightarrow tH + g)}|^2$  can be factorized into the product of the Born amplitude squared and the Altarelli-Parisi splitting function; that is

$$|\overline{\mathcal{M}(qg \rightarrow tH + g)}|^2 \xrightarrow{\text{coll}} (4\pi\alpha_s\mu_r^{2\epsilon})|\overline{\mathcal{M}^B}|^2 \left( \frac{-2P_{gg}(z, \epsilon)}{zt_{15}} + \frac{-2P_{qq}(z, \epsilon)}{zt_{25}} \right), \quad (23)$$

where  $z$  denotes the fraction of the momentum of the incoming parton carried by  $q(g)$ . The unregulated Altarelli-Parisi splitting functions are written explicitly as [32]

$$\begin{aligned} P_{qq}(z, \epsilon) &= C_F \left( \frac{1+z^2}{1-z} - \epsilon(1-z) \right), \\ P_{gg}(z, \epsilon) &= 2C_A \left( \frac{z}{1-z} + \frac{1-z}{z} + z(1-z) \right). \end{aligned} \quad (24)$$

Then we factorize the three-body phase space in the collinear limit  $-\delta_c s < t_{i5} < 0$  as

$$dPS^{(3)}(qg \rightarrow tH + g) \xrightarrow{\text{coll}} dPS^{(2)}(qg \rightarrow tH; s' = zs) \frac{(4\pi)^\epsilon}{16\pi^2\Gamma(1-\epsilon)} dz dt_{i5} [-(1-z)t_{i5}]^{-\epsilon}. \quad (25)$$

Thus, after convoluting with the PDFs, the three-body cross section in the hard-collinear region can be written as [32]

$$\begin{aligned} \sigma^{HC} &= \int dx_1 dx_2 \hat{\sigma}_{qg}^B \left[ \frac{\alpha_s}{2\pi} \frac{\Gamma(1-\epsilon)}{\Gamma(1-2\epsilon)} \left( \frac{4\pi\mu_r^2}{s} \right)^\epsilon \right] \left( -\frac{1}{\epsilon} \right) \delta_c^{-\epsilon} [P_{qq}(z, \epsilon) G_{q/p}(x_1/z) G_{g/p}(x_2) \\ &\quad + P_{gg}(z, \epsilon) G_{g/p}(x_2/z) G_{q/p}(x_1) + (x_1 \leftrightarrow x_2)] \frac{dz}{z} \left( \frac{1-z}{z} \right)^{-\epsilon}, \end{aligned} \quad (26)$$

where  $G_{q(g)/p}(x)$  is the bare PDF.

## 2. Massless (anti)quark emission

In addition to the real gluon emission, an additional massless  $q(\bar{q})$  in the final state should be taken into consideration at  $\mathcal{O}(\alpha_s)$  of the perturbative expansion. Since the contributions from real massless  $q(\bar{q})$  emission contain initial-state collinear singularities, we need to use the two cutoff phase space slicing method [32] to isolate these collinear divergences. The cross section for the process with an additional massless  $q(\bar{q})$  emission, including the noncollinear

part and collinear part, can be expressed as

$$\begin{aligned}
\sigma^{add} = & \int dx_1 dx_2 \sum_{(\alpha=q,\bar{q},q')} \left\{ \hat{\sigma}^{\overline{C}}(q\alpha \rightarrow tH + q(\bar{q}))G_{q/p}(x_1)G_{\alpha/p}(x_2) + \hat{\sigma}_{qg}^B \left[ \frac{\alpha_s}{2\pi} \frac{\Gamma(1-\epsilon)}{\Gamma(1-2\epsilon)} \left( \frac{4\pi\mu_r^2}{s} \right)^\epsilon \right] \right. \\
& \left. \left( -\frac{1}{\epsilon} \right) \delta_c^{-\epsilon} P_{g\alpha}(z, \epsilon) G_{q/p}(x_1) G_{\alpha/p}(x_2/z) \frac{dz}{z} \left( \frac{1-z}{z} \right)^{-\epsilon} + (x_1 \leftrightarrow x_2) \right\} + \\
& \int dx_1 dx_2 \left\{ \hat{\sigma}^{\overline{C}}(gg \rightarrow tH + \bar{q})G_{g/p}(x_1)G_{g/p}(x_2) + \hat{\sigma}_{gg}^B \left[ \frac{\alpha_s}{2\pi} \frac{\Gamma(1-\epsilon)}{\Gamma(1-2\epsilon)} \left( \frac{4\pi\mu_r^2}{s} \right)^\epsilon \right] \right. \\
& \left. \left( -\frac{1}{\epsilon} \right) \delta_c^{-\epsilon} P_{gq}(z, \epsilon) G_{g/p}(x_1/z) G_{g/p}(x_2) \frac{dz}{z} \left( \frac{1-z}{z} \right)^{-\epsilon} + (x_1 \leftrightarrow x_2) \right\}, \tag{27}
\end{aligned}$$

where

$$\begin{aligned}
P_{qg}(z, \epsilon) &= P_{\bar{q}g}(z) = \frac{1}{2} [z^2 + (1-z)^2] - z(1-z)\epsilon, \\
P_{gq}(z, \epsilon) &= P_{g\bar{q}}(z) = C_F \left[ \frac{z}{1+(1-z)^2} - z\epsilon \right]. \tag{28}
\end{aligned}$$

The  $\hat{\sigma}^{\overline{C}}$  is the noncollinear cross sections for the processes of the  $q\bar{q}(q, q')$ ,  $gg$  and  $q'\bar{q}'$  initial states:

$$\begin{aligned}
\hat{\sigma}^{\overline{C}} = & \frac{1}{2s} \int \left\{ \sum_{(\alpha=q,\bar{q},q')} |\mathcal{M}(q\alpha \rightarrow tH + \alpha)|^2 + |\mathcal{M}(gg \rightarrow tH + \bar{q})|^2 + \right. \\
& \left. |\mathcal{M}(q'\bar{q}' \rightarrow tH + \bar{q})|^2 \right\} dPS_{\overline{C}}^{(3)}, \tag{29}
\end{aligned}$$

in which  $dPS_{\overline{C}}^{(3)}$  is the three-body phase space in the noncollinear region.

### 3. Mass factorization

There are still collinear divergences in the partonic cross sections after adding the renormalized virtual corrections and the real corrections. The remaining divergences can be factorized into a redefinition of the PDFs. In the  $\overline{\text{MS}}$  convention the scale-dependent PDF  $G_{\alpha/p}(x, \mu_f)$  can be written as [32]

$$\begin{aligned}
G_{\alpha/p}(x, \mu_f) &= G_{\alpha/p}(x) + \sum_{\beta} \left( -\frac{1}{\epsilon} \right) \left[ \frac{\alpha_s}{2\pi} \frac{\Gamma(1-\epsilon)}{\Gamma(1-2\epsilon)} \left( \frac{4\pi\mu_r^2}{\mu_f^2} \right)^\epsilon \right] \\
&\quad \times \int_x^1 \frac{dz}{z} P_{\alpha\beta}(z) G_{\beta/p}(x/z). \tag{30}
\end{aligned}$$

The Altarelli-Parisi splitting function is defined by

$$P_{\alpha\beta}(y, \epsilon) = P_{\alpha\beta}(y) + \epsilon P'_{\alpha\beta}(y). \tag{31}$$

The resulting  $\mathcal{O}(\alpha_s)$  expression for the initial-state collinear contribution can be written in the following form:

$$\begin{aligned} \sigma^{coll} = & \int dx_1 dx_2 \hat{\sigma}_{qg}^B \left[ \frac{\alpha_s}{2\pi} \frac{\Gamma(1-\epsilon)}{\Gamma(1-2\epsilon)} \left( \frac{4\pi\mu_r^2}{s} \right)^\epsilon \right] \\ & \left\{ \tilde{G}_{q/p}(x_1, \mu_f) G_{g/p}(x_2, \mu_f) + G_{q/p}(x_1, \mu_f) \tilde{G}_{g/p}(x_2, \mu_f) + \right. \\ & \sum_{\alpha=q,g} \left[ \frac{A_1^{sc}(\alpha \rightarrow \alpha g)}{\epsilon} + A_0^{sc}(\alpha \rightarrow \alpha g) \right] G_{q/p}(x_1, \mu_f) G_{g/p}(x_2, \mu_f) + \\ & \left. (x_1 \leftrightarrow x_2) \right\}, \end{aligned} \quad (32)$$

where

$$\begin{aligned} A_1^{sc}(q \rightarrow qg) &= C_F \left( 2 \ln \delta_s + \frac{3}{2} \right), \\ A_1^{sc}(g \rightarrow gg) &= 2C_A \ln \delta_s + \frac{11C_A - 2n_f}{6}, \\ A_0^{sc} &= A_1^{sc} \ln \left( \frac{s}{\mu_f^2} \right), \end{aligned} \quad (33)$$

and

$$\tilde{G}_{\alpha/p}(x, \mu_f) = \sum_{\beta} \int_x^{1-\delta_s \delta_{\alpha\beta}} \frac{dy}{y} G_{\beta/p} \left( \frac{x}{y}, \mu_f \right) \tilde{P}_{\alpha\beta}(y), \quad (34)$$

with

$$\tilde{P}_{\alpha\beta}(y) = P_{\alpha\beta}(y) \ln \left( \delta_c \frac{1-y}{y} \frac{s}{\mu_f^2} \right) - P'_{\alpha\beta}(y). \quad (35)$$

Finally, we combine all the results above to give the NLO total cross section for the  $pp \rightarrow tH$  process:

$$\begin{aligned} \sigma^{NLO} = & \int dx_1 dx_2 \left\{ [G_{q/p}(x_1, \mu_f) G_{g/p}(x_2, \mu_f) + x_1 \leftrightarrow x_2] (\hat{\sigma}^B + \hat{\sigma}^V + \hat{\sigma}^S + \hat{\sigma}^{\overline{HC}}) \right\} + \sigma^{coll} \\ & + \sum_{(\alpha,\beta)} \int dx_1 dx_2 [G_{\alpha/p}(x_1, \mu_f) G_{\beta/p}(x_2, \mu_f) + (x_1 \leftrightarrow x_2)] \hat{\sigma}^{\overline{C}}(\alpha\beta \rightarrow tH + X), \end{aligned} \quad (36)$$

where  $(\alpha, \beta)$  stand for the  $q\bar{q}(q, q')$ ,  $gg$  and  $q'\bar{q}'$  initial states. Note that there contain no singularities any more, since  $A_2^v + A_2^s = 0$  and  $A_1^v + A_1^s + A_1^{sc}(q \rightarrow qg) + A_1^{sc}(g \rightarrow gg) = 0$ .

#### IV. PRODUCTION CROSS SECTION

In this section, we give the numerical results for the total and differential cross sections for the Higgs boson and the top quark associated production via the FCNC  $Htq$  couplings.

## A. Experiment Constraints

Before proceeding, we discuss the choice of the FCNC  $Htq$  couplings, which is constrained by low-energy data on flavor-mixing process. For example, in the precision measurement of the magnetic dipole moments of the proton and the neutron, the contribution of  $g_{ut}$  vertex should be less than the experimental uncertainty [25, 26]. The result reveals that  $Im(g_{qt}^a)$  is more strongly suppressed than  $Re(g_{ut}^v)$ . Therefore the FCNC  $Htq$  coupling can be described by only one real parameter, i.e., the strength of the coupling  $g_{qt}$ , which is constrained as

$$\left(\frac{g}{2\sqrt{2}}g_{ut}\right)^2 < 54\pi^2 \frac{\Delta a_p^{Exp}}{x_t x_p g(x_t)}, \quad (37)$$

where

$$g(x) = \frac{3 + x^2(x^2 - 4) + 2 \log(x^2)}{2(x^2 - 1)^3}, \quad (38)$$

with  $x_a = m_a/m_H$ .

In  $D^0$ - $\bar{D}^0$  mixing, the  $g_{ut}$  and  $g_{ct}$  couplings can contribute to the mass difference  $\Delta M_D$  through loop effects. Experiment results impose limits on  $g_{ut}$  and  $g_{ct}$  as [25, 26]:

$$|g_{ut}g_{ct}| < \frac{1.73 \times 10^{-2}}{\sqrt{f(x) - 2g(x)}}, \quad (39)$$

where

$$\begin{aligned} f(x) &= \frac{1}{2} \frac{1}{(1-x)^3} (1 - x^2 + 2x \log x), \\ g(x) &= \frac{4}{(1-x)^3} (2(1-x) + (1+x) \log x), \end{aligned} \quad (40)$$

with  $x = m_H^2/m_t^2$ .

couplings	upper Limits	Experiments
$g_{ut}$	0.363 $\sim$ 0.393	magnetic dipole moments [25]
$g_{ut}g_{ct}$	0.0194 $\sim$ 0.0272	$D^0$ - $\bar{D}^0$ mixing [25]
$g_{ct}$	0.270 $\sim$ 0.319	$Z \rightarrow c\bar{c}$ [27]

TABLE I: The 95% C.L. upper limits on the FCNC  $Htq$  couplings obtained from the low-energy experiments, with Higgs boson mass in the range from 115 GeV to 170 GeV.

The EW precision observables  $\Gamma_Z, R_c, R_b, R_l, A_c$  and  $A_{FB}^c$  also impose constraints on the couplings  $g_{ct}$  through the radiative corrections to the effective  $Zc\bar{c}$  vertex [27]. In Table I, we list the 95% C.L. upper limits on the FCNC  $Htq$  couplings obtained from the low-energy experiments.

## B. Cross sections at the LHC

Now we discuss the numerical results of the Higgs boson and the top quark associated production at the LHC. Unless specified otherwise, we choose  $g_{ut} = 0.2$  and  $g_{ct} = 0.2$ , which are allowed by the low-energy experiments. We have checked that the imaginary part of these couplings do not contribute to the final results, so  $Im(g_{qt}^a)$  is neglected in numerical calculations. Other SM input parameters are:

$$\begin{aligned} m_t = 173.1 \text{ GeV}, \quad m_H = 125 \text{ GeV}, \quad m_W = 80.398 \text{ GeV}, \quad m_b(m_b) = 4.2 \text{ GeV}, \\ \alpha = 1/127.921, \quad \sin^2 \theta_W = 0.2312, \quad \alpha_s(m_Z) = 0.118. \end{aligned} \quad (41)$$

The CTEQ6L (CTEQ6M) PDF sets and the corresponding running QCD coupling constant  $\alpha_s$  are used in the LO (NLO) calculations. The factorization and renormalization scales are set as  $\mu_f = \mu_r = \mu_0$ , and  $\mu_0 = m_t + m_H$ . Moreover, as to the Yukawa couplings of the bottom quark, we take the running mass  $m_b(Q)$  evaluated by the NLO formula [39]

$$m_b(Q) = U_6(Q, m_t)U_5(m_t, m_b)m_b(m_b), \quad (42)$$

The evolution factor  $U_f$  is given by

$$U_f(Q_2, Q_1) = \left( \frac{\alpha_s(Q_2)}{\alpha_s(Q_1)} \right)^{d^{(n_f)}} \left[ 1 + \frac{\alpha_s(Q_1) - \alpha_s(Q_2)}{4\pi} J^{(n_f)} \right], \quad (43)$$

with

$$d^{(n_f)} = \frac{12}{33 - 2n_f}, \quad J^{(n_f)} = -\frac{8982 - 504n_f + 40n_f^2}{3(33 - 2n_f)^2}. \quad (44)$$

In Fig. 4, we show the dependence of the NLO cross sections on the cutoffs  $\delta_s$  and  $\delta_c$ . In fact, the soft-collinear and the hard-noncollinear parts individually strongly depend on the cutoffs. But the total cross section is independent on cutoffs after all pieces are added together. From Fig. 4, we can see that the change of  $\sigma^{NLO}$  is very slow for  $\delta_s$  in the range

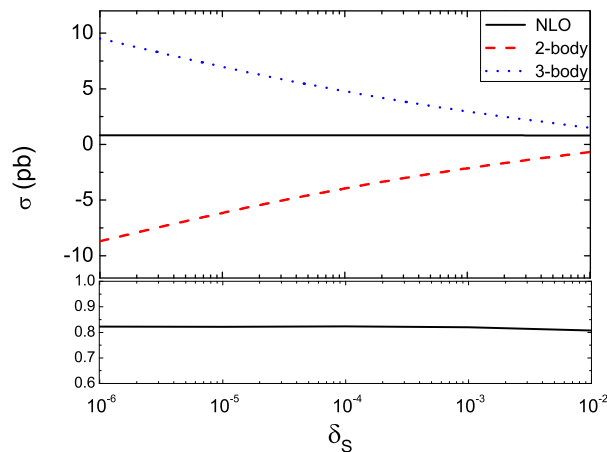


FIG. 4: Dependence of the NLO total cross sections at the LHC on the cutoff scale  $\delta_s$  with  $\delta_c = \delta_s/50$ . The label 2-body represents the LO cross section, the one-loop virtual corrections, the soft and hard-collinear limits of the cross sections of three-body final states, while the label 3-body denotes the cross sections of hard-non-collinear part.

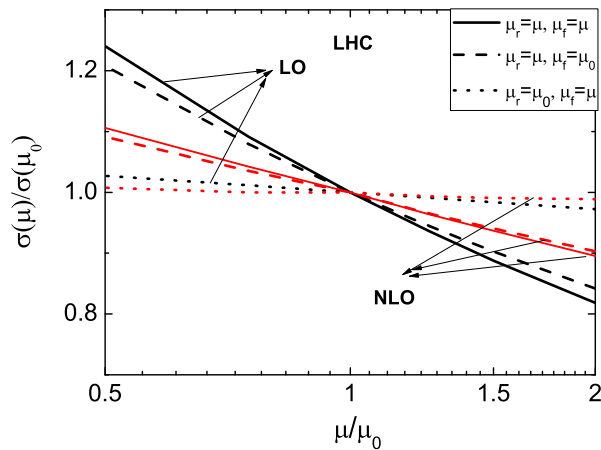


FIG. 5: Scale dependences of the cross sections for the  $gu$  initial state subprocess at the LHC.

from  $10^{-6}$  to  $10^{-2}$ , which indicates that it is reasonable to use the two cutoff phase space slicing method.

In Fig. 5, we give the scale dependences of the LO and NLO total cross sections. Explicitly,

we consider three cases: (1) factorization scale dependence ( $\mu_r = \mu_0$  and  $\mu_f = \mu$ ); (2) renormalization scale dependence ( $\mu_f = \mu_0$  and  $\mu_r = \mu$ ); (3) total scale dependences ( $\mu_f = \mu_r = \mu$ ). From Fig. 5, we find that the NLO corrections significantly reduce the scale dependences for all three cases, which makes the theoretical predictions more reliable.

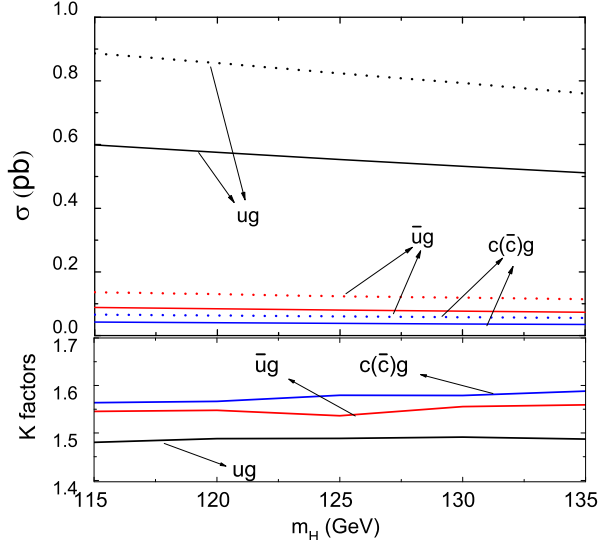


FIG. 6: The LO and NLO total cross sections and K factors as functions of  $m_H$ . The solid lines and the dotted lines represent the LO and NLO cross sections, respectively.

Figure 6 presents the dependence of the total cross sections on  $m_H$ . It can be seen that the cross sections decrease by about 16% as  $m_H$  increases from 115 GeV to 135 GeV. In Fig. 6, the K factors, defined as  $\sigma^{NLO}/\sigma^{LO}$ , are also shown. We can see that the K factors for  $ug \rightarrow tH$ ,  $\bar{u}g \rightarrow \bar{t}H$  and  $c(\bar{c})g \rightarrow tH$  processes are 1.49, 1.54 and 1.58, respectively, at the LHC for  $m_H = 125$  GeV, and they are not sensitive to the Higgs boson mass.

Figure 7 shows the differential cross sections as a function of the transverse momentum of the top quark and the Higgs boson. We find that they are very similar and the peak positions are around 80 GeV. In Fig. 8, we present the distributions of the invariant mass of the top quark and Higgs boson, and the peaks are around 360 GeV. From these figures, we can see that the NLO corrections significantly increase the LO results, but do not change the distribution shapes.

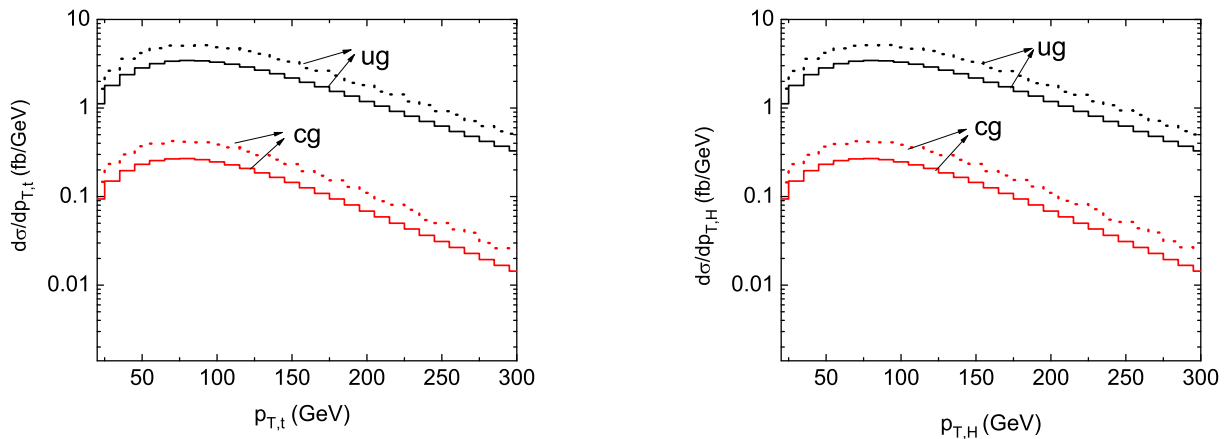


FIG. 7: The transverse momentum distributions of the top quark and the Higgs boson at the LHC. The solid line and the dotted line represent the LO and the NLO results, respectively.

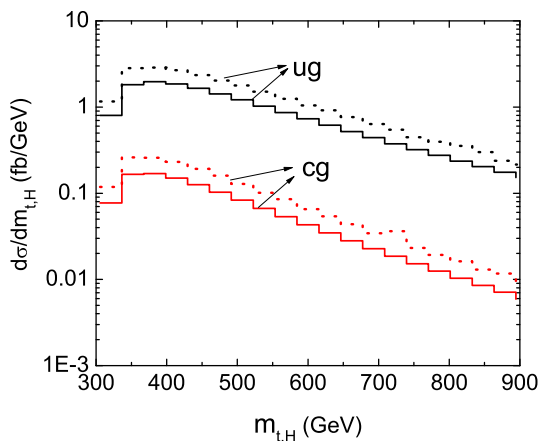


FIG. 8: Distributions of the invariant mass of the top quark and Higgs boson. The solid line and the dotted line represent the LO and the NLO results respectively.

## V. SIGNAL AND DISCOVERY POTENTIALITY

In this section, we investigate the signal and corresponding backgrounds in detail and present the discovery potential of the signal of the  $tH$  associated production at the LHC.



### A. NLO prediction on FCNC $tH$ associated production and decay

We have discussed the QCD NLO corrections to  $tH$  associated production in the last section. In order to provide a complete QCD NLO prediction on the signal, we need to include the QCD NLO corrections to the decay of the top quark and the Higgs boson. In this work, we concentrate on the top quark semileptonic decay and the Higgs boson decaying to  $b\bar{b}$ , as shown in Fig. 9.

The complete NLO cross section for  $tH$  associated production and decay can be written as

$$\sigma^{NLO} (pp \rightarrow t (\rightarrow \nu_l l^+ b) + H (\rightarrow b\bar{b})) = (\sigma_0 + \alpha_s \alpha_1) \times \left( \frac{\delta\Gamma_0^H + \alpha_s \delta\Gamma_1^H}{\Gamma_0^H + \alpha_s \Gamma_1^H} \right) \left( \frac{\delta\Gamma_0^t + \alpha_s \delta\Gamma_1^t}{\Gamma_0^t + \alpha_s \Gamma_1^t} \right) \quad (45)$$

where  $\sigma_0$  is the LO contribution to the  $tH$  associated production rate,  $\Gamma_0^t, \Gamma_0^H$  are the LO total top quark and Higgs boson decay width, and  $\delta\Gamma_0^t, \delta\Gamma_0^H$  are the decay width of the top quark decaying into  $\nu_l l^+ b$  and the Higgs boson decaying into  $b\bar{b}$ .  $\alpha_s \sigma_1, \alpha_s \Gamma_1^i$  and  $\alpha_s \delta\Gamma_1^i$ , with  $i = t, H$ , are the corresponding NLO corrections. We choose  $\Gamma_0^H = 3.28 \times 10^{-3}$  GeV,  $\alpha_s \Gamma_1^H = 4.07 \times 10^{-3}$  GeV. And we calculate width of the Higgs boson by Bridge at the LO [40], and adopt NLO results in Ref. [41]. Here we use the modified narrow width approximation (MNW) incorporating the finite width effects as the treatment in Refs. [42, 43].

We expand Eq. (45) to order  $\alpha_s$ ,

$$\begin{aligned} \sigma^{NLO} = & \sigma_0 \times \frac{\delta\Gamma_0^t}{\Gamma_0^t} \frac{\delta\Gamma_0^H}{\Gamma_0^H} + \alpha_s \sigma_1 \times \frac{\delta\Gamma_0^t}{\Gamma_0^t} \frac{\delta\Gamma_0^H}{\Gamma_0^H} + \sigma_0 \times \frac{\alpha_s \delta\Gamma_1^t}{\Gamma_0^t} \frac{\delta\Gamma_0^H}{\Gamma_0^H} - \\ & \sigma_0 \times \frac{\delta\Gamma_0^t}{\Gamma_0^t} \frac{\alpha_s \Gamma_1^t}{\Gamma_0^t} \frac{\delta\Gamma_0^H}{\Gamma_0^H} + \sigma_0 \times \frac{\alpha_s \delta\Gamma_1^H}{\Gamma_0^H} \frac{\delta\Gamma_0^t}{\Gamma_0^t} - \sigma_0 \times \frac{\delta\Gamma_0^H}{\Gamma_0^H} \frac{\alpha_s \Gamma_1^H}{\Gamma_0^H} \frac{\delta\Gamma_0^t}{\Gamma_0^t} + \mathcal{O}(\alpha_s^2). \quad (46) \end{aligned}$$

Now we can separate QCD NLO corrections into three classes, i.e., the  $tH$  associated production at the NLO with subsequent decay at the LO, production at the LO with subsequent decay at the NLO, and production and decay at the LO but having NLO corrections from MNW. We note that QCD NLO corrections to the top quark decay part will contribute little since the branching ratio of the top quark decaying into  $W$  boson is always 100% [44]. As a consequence, the third term and the fourth term of Eq. (46) almost cancel each other. Since we only consider one decay mode of Higgs bosons, the sum of the fifth term and the sixth term will give a negative contribution.

There is another process, which is at the same order as the  $tH$  associated production at the NLO (Fig. 9 (Right)), i.e.,  $t\bar{t}$  production with the top quark semilepton decay and the

antitop decaying into  $H\bar{q}$  via FCNC vertex. It has the same signal if the light quark from the top quark is missed by the detector. This additional contribution is very significant for detecting the  $g_{ct}$  couplings, because the  $cg \rightarrow tH$  process is suppressed by  $c$  quark PDF.

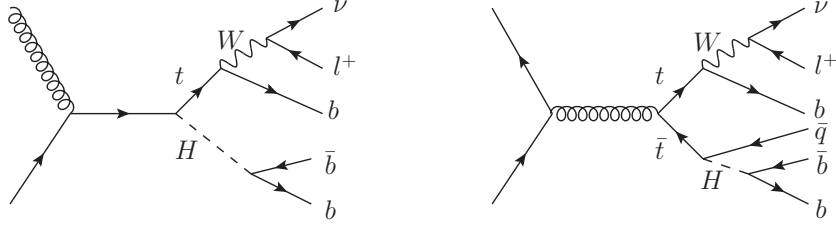


FIG. 9: Representative Feynman diagrams for  $tH$  production and  $t\bar{t} \rightarrow tH\bar{q}$  production via FCNC  $Htq$  couplings.

## B. Collider simulation

To account for the resolution of the detectors, we apply energy and momentum smearing effects to the final states [45]:

$$\begin{aligned}\Delta E_l/E_l &= 0.05/\sqrt{E_l/\text{GeV}} \oplus 0.0055, \\ \Delta E_{b(j)}/E_{b(j)} &= 1/\sqrt{E_{b(j)}/\text{GeV}} \oplus 0.05,\end{aligned}\tag{47}$$

where  $E_{l,b,j}$  are the energy of the lepton,  $b$  jet and the other jets, respectively.

We use the anti- $k_t$  jet algorithm [46] with the jet radius  $R = 0.4$  and require the final-state particle to satisfy the following basic kinematic cuts

$$\begin{aligned}p_{T_l} &> 25 \text{ GeV}, \quad \cancel{E}_T > 25 \text{ GeV}, \quad p_{T_{b,j}} > 25 \text{ GeV}, \\ |\eta_l| &< 2.5, \quad |\eta_{b,j}| < 2.5, \quad \Delta R_{bl,jl,bj} > 0.4,\end{aligned}\tag{48}$$

Here  $\cancel{E}_T$  is the missing transverse energy.  $p_{T_{b,j,l}}$  and  $\eta_{b,j,l}$  are the transverse momentum and pseudorapidity of the  $b$  jet, other quark jets and leptons, respectively. And  $\Delta R = \sqrt{(\Delta\eta)^2 + (\Delta\phi)^2}$  stands for the angular distance. Moreover, we choose a  $b$ -tagging efficiency of 0.6 for  $b$  jets and mistagging rates of 1% for other quarks.

### C. Events selection

The main background arises from the  $t\bar{t}$  production with one top quark leptonic decay and the other top quark hadronic decay. Other backgrounds include  $Wbbj$ ,  $WZj$  and  $Wjjj$  production processes. These backgrounds are calculated at the LO by using the MADGRAPH4 [47] and ALPGEN [48] programme.

For the signal, we require three tagged  $b$  jets  $b^{1,2,3}$ , a lepton  $l^+$  and the missing energy in the final states at both LO and NLO. When considering the number and kind of the final-state jets after jet clustering, there are several cases as follows:

(1) Fewer than three exclusive  $b$  jets where two  $b$  jets are combined together. We discard such events.

(2) Three exclusive  $b$  jets. It can be from the LO and virtual corrections, which have three bottom quarks in the final states. The final states of real corrections can also give three  $b$  jets if the additional emitted parton is combined into one of the  $b$  jets. As a result, some combination procedure of jets may be different from the real partonic process. For example, the additional gluon comes from the initial states or the top quark decay, but it is combined into the  $b$  jets arising from the Higgs boson, which will change the reconstructed particle mass spectrum.

(3) Four exclusive jets where the additional jet comes from a gluon or light quark. We only use the three tagged  $b$  jets, neglecting the additional jet, in the final states to reconstruct the top quark and the Higgs boson. If the additional jet comes from the decay process, the reconstructed particle mass will be lower than the exact value due to lack of the momentum of the additional jet.

(4) Four exclusive jets where the additional jet comes from a  $b(\bar{b})$  quark. If all of these jets are tagged, we must distinguish which one is the additional jet. But the cross section for such process is strongly suppressed by the  $b(\bar{b})$  quark PDF, this contribution is neglectable.

The momentum of neutrino can be obtained by solving the on shell mass-energy equation of the  $W$  boson

$$(p_l + p_{\nu,T} + p_{\nu,L})^2 = m_{W,r}^2, \quad (49)$$

where  $p_l$  is the momentum of the lepton, and  $m_{W,r}$  is the reconstructed  $W$  boson mass. We denote the longitudinal and transverse momentum of the neutrino as  $p_{\nu,L}$  and  $p_{\nu,T}$ ,

respectively. Since we generate intermediated particles with the MNW method, the masses of the intermediated particles change with Breit-Weinger distribution in a region of twenty times of their widths around the central value set in Eq. (41). At the same time, smearing effects on the final-state particles also affect the reconstructed  $W$  mass. As a result, if we choose a low mass of  $W$  boson, there may be no solution for  $p_{\nu,L}$  in Eq. (49). So we must estimate a  $W$  boson mass, which is large enough to provide the solution of mass-energy equation and small enough to reconstruct the proper top quark mass. Since there are three  $b$  jets in the final states, it is necessary to determine the proper combination of the  $b$  jets to reconstruct the top quark mass  $m_{t,r}$  and the Higgs boson mass  $m_{H,r}$ . In practice, we adopt the following steps:

(1) We choose  $m_{W,r}$  randomly with Breit-Weinger distribution when solving Eq. (49) to get the neutrino longitudinal momentum. For such  $m_{W,r}$ , it is required to provide real solutions of the equation. If not, discard this value of  $m_{W,r}$  and redo this step until we obtain real solutions.

(2) In order to improve the  $W$  boson reconstruction efficiency and save calculation time, we repeat step 1 for ten times and denote the solutions as  $p_{\nu,L}^{i,j}$ , with  $i = 1, 2, j = 1, \dots, 10$ . The superscript  $i$  represents the number of the solutions in Eq. (49).

(3) Choose one momentum of the  $b$  jets  $p_b^k, k = 1, 2, 3$  and one of  $p_{\nu,L}^{i,j}$  to reconstruct the top quark mass  $m_{t,r}^{i,j,k} = \sqrt{(p_l)^2 + (p_{\nu,L}^{i,j})^2 + (p_{\nu,T})^2 + (p_b^k)^2}$ .

(4) For all combinations of  $(i, j, k)$ , we choose the best one to minimize  $|m_{t,r}^{i,j,k} - m_t|$ .

(5) Use the remnant  $b$  jets to reconstruct Higgs boson mass  $m_{H,r}^k$ .

In order to choose appropriate kinematic cuts, we show some important kinematic distributions for the signal and the backgrounds. In Fig. 10, we present dependence of differential cross sections of the signal and backgrounds on  $H_T$ , defined as the scalar sum of lepton and jet transverse momenta. From the figure, we can see that the distributions of  $Wjjj$ ,  $WZj$  and  $Wbbj$  backgrounds have peaks below 200 GeV, while the peak positions of the signals are about 240 GeV. Therefore we choose the  $H_T$  cut

$$H_T > 200 \text{ GeV}. \quad (50)$$

Figure 11 illustrates the distribution of the reconstructed Higgs boson mass of the signal and backgrounds. We can see that the signals have peaks around 125 GeV, while the distributions of backgrounds are continuous or have peaks at other places. In order to

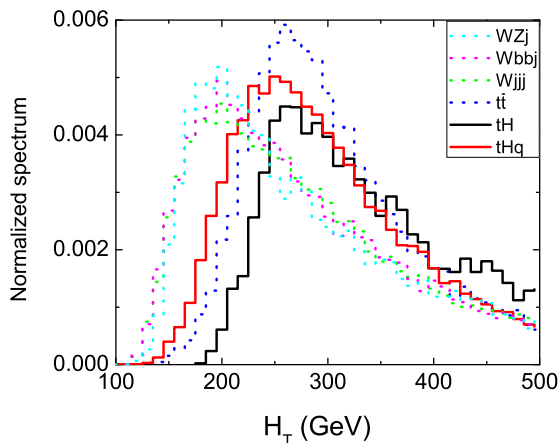


FIG. 10: Dependence of differential cross sections on  $H_T$ . The label  $tH$  represents the  $tH$  associated production, while the label  $tHq$  stands for the process of  $t\bar{t}$  production with rare decay mode  $t\bar{t} \rightarrow tH\bar{q}$ . The other labels denote the backgrounds.

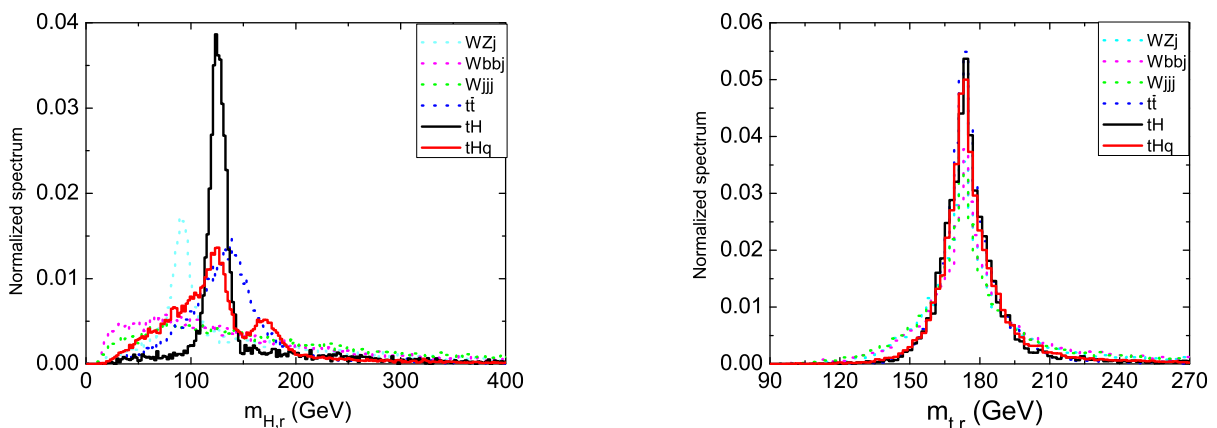


FIG. 11: The reconstructed top quark and Higgs boson mass. The labels here are the same as those in Fig 10.

suppress  $Wbbj$ ,  $WZj$  and  $Wjjj$  backgrounds, we require the mass of the Higgs boson to satisfy

$$\Delta m_{H,r} < 20\text{GeV}, \quad (51)$$

where  $\Delta m_{H,r}$  is defined as  $|m_{H,r} - m_H|$ . The reason will be explained in more detail in the Appendix. We also show the distribution of the reconstructed top quark mass in Fig. 11, where the signal and the backgrounds have similar distributions. As a result, we choose the

cut

$$\Delta m_{t,r} < 20\text{GeV} \quad (52)$$

to keep more signal events, where  $\Delta m_{t,r}$  is defined as  $|m_{t,r} - m_t|$ .

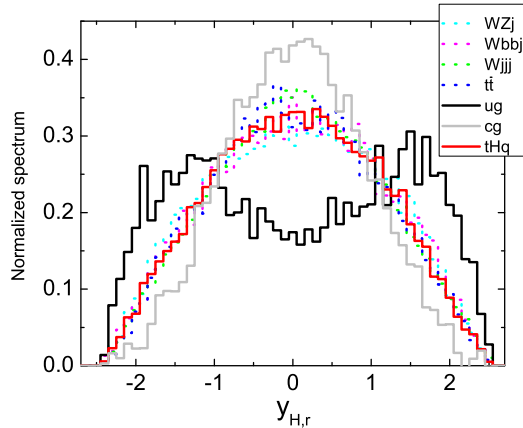


FIG. 12: Dependence of differential cross sections on the rapidity of the Higgs boson and the top quark. The labels  $u(c)g$  represent the  $u(c)g \rightarrow tH$  associated productions, while the label  $tHq$  stands for the process of  $t\bar{t}$  production with rare decay mode  $t\bar{t} \rightarrow tH\bar{q}$ . The other labels denote the backgrounds.

To determine the rapidity cut, we present the normalized spectrum of the rapidity of the reconstructed resonances for the signal and backgrounds in Fig. 12. It can be seen the Higgs boson from the  $ug \rightarrow tH$  associated production concentrates in the forwards and backwards regions. This is due to the fact that the momentum of initial  $u$  quark is generally larger than that of gluon, so the partonic center-of-mass frame is highly boosted along the direction of the  $u$  quark. On the contrary, the main contribution of top pair production comes from gluon initial-states, which are symmetric and have small boost effect. So we impose rapidity cut on reconstructed Higgs boson for the signal of  $ug \rightarrow tH$  process as

$$|y_{H,r}| > 1.0. \quad (53)$$

However, since  $c$  quark is the sea quark, the momentum of initial  $c$  quark is much smaller than that of the initial  $u$  quark. As a result, the Higgs boson from  $cg$  initial states is not boosted as from  $ug$  initial states. In addition, the cross section of  $t\bar{t} \rightarrow tH\bar{c}$  decay is

comparable to that of  $cg \rightarrow tH$  process. Therefore when discussing the  $Htc$  couplings, we do not apply the cut in Eq. (53).

The complete set of kinematical cuts is listed in Table II.

basic cut	$p_{T_j} > 25 \text{ GeV}, \quad p_{T_i} > 25 \text{ GeV}, \quad \cancel{E}_T > 25 \text{ GeV},$ $ \eta_{l,j}  < 2.5, \quad \Delta R_{bl,jl,bj} > 0.4$
$H_T$	$H_T > 200 \text{ GeV}$
$m_{t,r}$	$\Delta m_t < 20 \text{ GeV}$
$m_{H,r}$	$\Delta m_H < 20 \text{ GeV}$
$y_{H,r}$	$ y_{H,r}  > 1.0$

TABLE II: Kinematic cuts in the event selection.

#### D. Simulation results

In this subsection, we discuss the numerical results after imposing kinematic cuts. We need to include the QCD NLO corrections to the decay as well. As a result, we find that these corrections reduce the cross sections by about 50% for the  $g_{ut}$  coupling induced process and by about 100% for the  $g_{ct}$  coupling induced process, respectively. The corresponding results are listed in Table III.  $K_{pro}$  only includes the NLO corrections to the  $tH$  associated production, while  $K_{tot}$  also contains the NLO corrections to decay. The complete QCD NLO corrections are 11% for  $ug \rightarrow tH$  and almost vanish for  $cg \rightarrow tH$ .

We list the results after imposing various kinematic cuts in Table IV. For the  $ug \rightarrow tH$  process, the clear signal with the coupling  $g_{ut} = 0.2$  can be observed at the  $5\sigma$  C.L. when the integrated luminosity is  $100 \text{ fb}^{-1}$  at the LHC. Here we define the discovery significance as  $\mathcal{S}/\sqrt{\mathcal{B}} = 5$  and exclusion limits as  $\mathcal{S}/\sqrt{\mathcal{S} + \mathcal{B}} = 3$ , where  $\mathcal{S}$  and  $\mathcal{B}$  are the expected events numbers of the signal and the backgrounds. However, for the  $ug \rightarrow tH$  process, the cross section of the process  $t\bar{t} \rightarrow tH\bar{c}$  is about 2 times larger than that of the process  $cg \rightarrow tH$  after cuts. As stated before, we choose data from the fifth column of Table IV. As a result, the  $5\sigma$  C.L. discovery sensitivity of  $g_{ct}$  is 0.294 when the integrated luminosity is  $100 \text{ fb}^{-1}$  and  $m_H = 125 \text{ GeV}$ .

	$\sigma_{LO}$ [fb]	$K_{pro}$	$K_{tot}$
$tug$	6.64	1.22	1.11
$tcg$	0.428	1.40	1.00

TABLE III: The LO cross sections and K factors of the  $tH$  associated production at the LHC ( $g_{qt} = 0.2$ ) with the kinematic cuts in Table II applied. We define  $K_{pro}$  and  $K_{tot}$  to be the K factor of the process of  $tH$  associated production and the processes including production and decay, respectively. We apply all cuts for the  $g_{ut}$  coupling induced process. But for the  $g_{ct}$  coupling induced process, we do not apply the rapidity cut on the reconstructed Higgs boson.

	basic cut	$H_T$	$m_{t,r}$	$m_{H,r}$	$y_{H,r}$	$\epsilon_{cut}$
$ug \rightarrow tH(\text{NLO})$	3.54	3.26	2.86	2.22	1.59	44.9%
$cg \rightarrow tH(\text{NLO})$	0.40	0.354	0.322	0.240	0.09	22.5%
$t\bar{t} \rightarrow tH\bar{q}(\text{LO})$	0.993	0.956	0.849	0.487	0.193	19.4%
$t\bar{t}$	21.0	19.9	17.3	9.55	3.89	18.5%
$W^+b\bar{b}j$	3.30	2.32	1.38	0.336	0.146	4.4%
$W^+Zj$	0.215	0.160	0.099	0.023	0.010	4.7%
$W^+jjj$	0.085	0.064	0.038	0.009	0.004	4.7%

TABLE IV: Cross sections (in fb) after imposing cuts for NLO  $tH$ ,  $tH(\bar{q})$  signal, and their backgrounds  $t\bar{t}$ ,  $Wb\bar{b}j$ ,  $Wjjj$  and  $WZj$ . The cut acceptance  $\epsilon_{cut}$  is also listed. The  $b$ -tagging efficiency has been taken into account in the basic cut.

We show the  $5\sigma$  discovery sensitivities to FCNC couplings with several Higgs boson mass for different luminosities in Fig. 13. For a lighter Higgs boson, the cross sections become larger, but the branching ratio rates of  $Br(H \rightarrow b\bar{b})$  get lower. When  $m_H = 115$  GeV and integrated luminosity is  $100 \text{ fb}^{-1}$ , the limit on the  $g_{ut}$  coupling is 15% smaller than that for  $m_H = 125$  GeV. In contrast, when the Higgs boson mass increases to  $m_H = 130$  GeV, the limit is increased by 12.3%. The  $g_{ct}$  coupling has the similar behavior.

If no signal is observed, it means that the FCNC  $Htq$  couplings can not be too large. In Fig. 14, we show the  $3\sigma$  exclusion limits of couplings with several Higgs boson masses for different luminosities. The upper limits on the size of FCNC couplings are given as



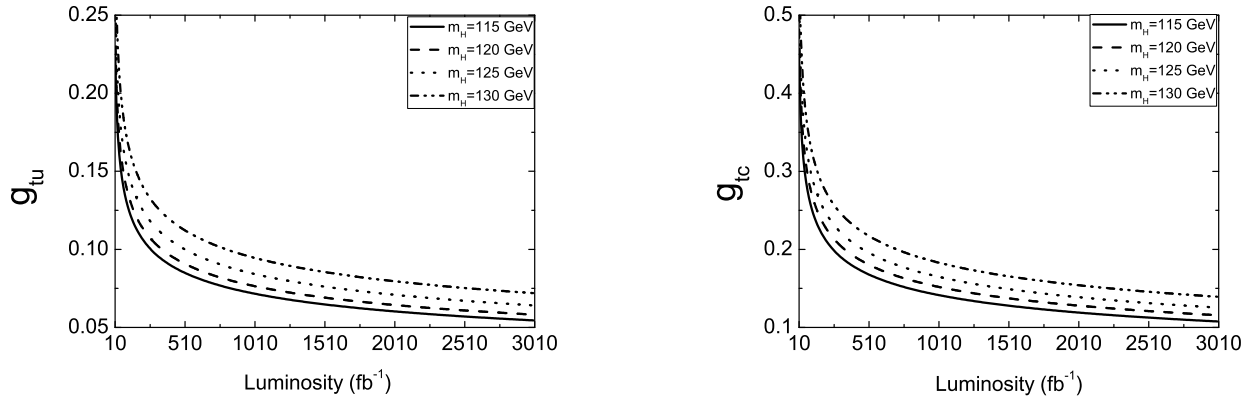


FIG. 13: The  $5\sigma$  C.L. discovery sensitivities to the FCNC  $Htq$  couplings. The lines from bottom to top correspond to the  $m_H$  from 115 GeV to 130 GeV.

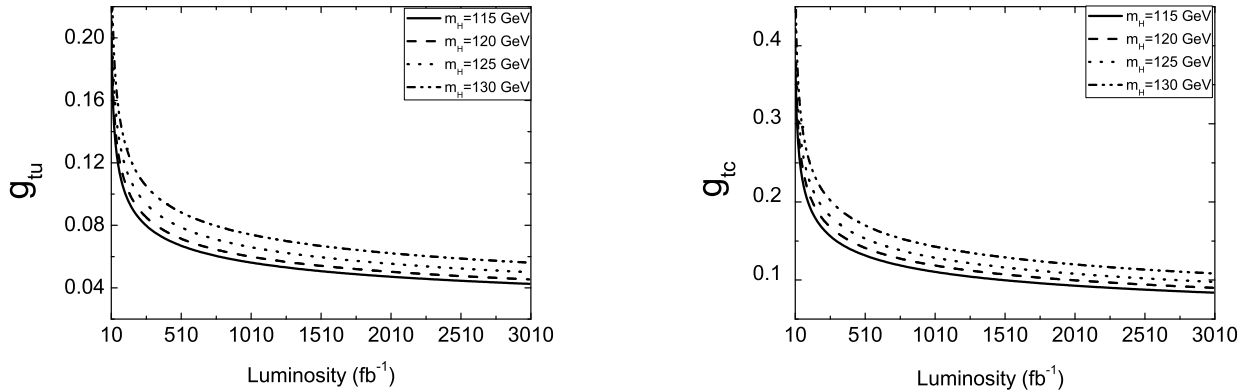


FIG. 14: The  $3\sigma$  C.L. exclusion limits to the  $Htq$  couplings. The lines from bottom to top correspond to the  $m_H$  from 115 GeV to 130 GeV.

$g_{ut} \leq 0.121$  and  $g_{ct} \leq 0.233$  with  $m_H = 125$  GeV. These limits can be converted to the  $3\sigma$  C.L. upper limits on the branching ratios of top quark rare decays [5, 49] as follows:

$$Br(t \rightarrow Hu) \leq 4.1 \times 10^{-4}, \quad Br(t \rightarrow Hc) \leq 1.5 \times 10^{-3}. \quad (54)$$

## VI. CONCLUSION

In conclusion, we have investigated the signal of the  $tH$  associated production via the FCNC  $Htq$  couplings at the LHC with  $\sqrt{S} = 14$  TeV, including complete QCD NLO corrections to the production and decay of top quark and Higgs boson. Our results show that

the NLO corrections reduce the scale dependences of the total cross sections, and increase the production cross sections by 48.9% and 57.9% for the  $Htu$  and  $Htc$  couplings induced processes, respectively. After kinematic cuts are imposed on the decay products of the top quark and the Higgs boson, the NLO corrections are reduced to 11% for the  $Htu$  coupling induced process and almost vanish for the  $Htc$  coupling induced process. For the signal, we discuss the Monte Carlo simulation results for the signal and corresponding backgrounds, including the process of top quark pair production with one of the top quarks decaying to  $Hq$  as well, and show that the NP signals may be observed at the  $5\sigma$  level in some parameter regions. Otherwise, the  $3\sigma$  upper limits on the FCNC couplings can be set, which can be converted to the constraints on the top quark rare decay branching ratios.

## VII. ACKNOWLEDGEMENTS

This work was supported by the National Natural Science Foundation of China, under Grants No. 11021092, No. 10975004 and No. 11135003.

## APPENDIX

In this appendix, we numerically check the mass cut of the reconstructed particles. As stated before, the emission of an extra gluon broadens the mass distributions of reconstructed particles and makes  $b$ -jet softer, which decreases the K factor of QCD NLO corrections when imposing reconstructing mass cuts or  $b$ -jet  $p_t$  cuts. The more strict mass cuts are imposed, the smaller cross sections we get. On the contrary, if the mass cuts are loose, though the cross sections are larger, more background events are also be considered, which may decrease the signal to background ratio. As a result, it is difficult to choose mass cuts on the reconstructed particles. We have checked that when we change  $\Delta m_H$  from  $< 5$  GeV to  $< 25$  GeV, the sensitivity to the  $g_{ut}$  coupling at the  $5\sigma$  level is the lowest when  $\Delta m_H < 20$  GeV, as shown in Table V. It confirms our choice in Eq. (51).

$\Delta m_H$	$< 5 \text{ GeV}$	$< 10 \text{ GeV}$	$< 15 \text{ GeV}$	$< 20 \text{ GeV}$	$< 25 \text{ GeV}$
sensitivity to $g_{ut}$	0.180	0.159	0.157	0.150	0.335

TABLE V: Behavior of the sensitivity to the FCNC  $g_{ut}$  couplings as a function of  $\Delta m_H$  cuts at the  $5\sigma$  level.

- 
- [1] S. Chatrchyan et al. (CMS Collaboration), Phys.Lett.B (2012), 1207.7235.
  - [2] G. Aad et al. (ATLAS Collaboration), Phys.Lett. **B716**, 1 (2012), 1207.7214.
  - [3] S. Glashow, J. Iliopoulos, and L. Maiani, Phys.Rev. **D2**, 1285 (1970).
  - [4] G. Blankenburg, J. Ellis, and G. Isidori, Phys.Lett. **B712**, 386 (2012), 1202.5704.
  - [5] J. Aguilar-Saavedra, Acta Phys.Polon. **B35**, 2695 (2004), hep-ph/0409342.
  - [6] F. del Aguila, J. Aguilar-Saavedra, and L. Ametller, Phys.Lett. **B462**, 310 (1999), hep-ph/9906462.
  - [7] J. Aguilar-Saavedra, Phys.Lett. **B502**, 115 (2001), hep-ph/0012305.
  - [8] J. Aguilar-Saavedra and G. Branco, Phys.Lett. **B495**, 347 (2000), hep-ph/0004190.
  - [9] J. J. Liu, C. S. Li, L. L. Yang, and L. G. Jin, Phys.Rev. **D72**, 074018 (2005), hep-ph/0508016.
  - [10] J. J. Zhang, C. S. Li, J. Gao, H. Zhang, Z. Li, et al., Phys.Rev.Lett. **102**, 072001 (2009), 0810.3889.
  - [11] J. Gao, C. S. Li, J. J. Zhang, and H. X. Zhu, Phys.Rev. **D80**, 114017 (2009), 0910.4349.
  - [12] Y. Zhang, B. H. Li, C. S. Li, J. Gao, and H. X. Zhu, Phys.Rev. **D83**, 094003 (2011), 1101.5346.
  - [13] B. H. Li, Y. Zhang, C. S. Li, J. Gao, and H. X. Zhu, Phys.Rev. **D83**, 114049 (2011), 1103.5122.
  - [14] J. M. Yang, Annals Phys. **316**, 529 (2005), hep-ph/0409351.
  - [15] S. Bejar, J. Guasch, and J. Sola, Nucl.Phys. **B675**, 270 (2003), hep-ph/0307144.
  - [16] J.-j. Cao, G.-l. Liu, and J. M. Yang, Eur.Phys.J. **C41**, 381 (2005), hep-ph/0311166.
  - [17] J. Guasch and J. Sola, Nucl.Phys. **B562**, 3 (1999), hep-ph/9906268.
  - [18] S. Bejar, J. Guasch, and J. Sola, Nucl.Phys. **B600**, 21 (2001), hep-ph/0011091.
  - [19] J.-M. Yang and C.-S. Li, Phys.Rev. **D49**, 3412 (1994).
  - [20] G. de Divitiis, R. Petronzio, and L. Silvestrini, Nucl.Phys. **B504**, 45 (1997), hep-ph/9704244.
  - [21] J. Diaz-Cruz, H.-J. He, and C. Yuan, Phys.Lett. **B530**, 179 (2002), hep-ph/0103178.

- [22] J. Cao, G. Eilam, K.-i. Hikasa, and J. M. Yang, *Phys.Rev.* **D74**, 031701 (2006), hep-ph/0604163.
- [23] R. Gaitan, O. Miranda, and L. Cabral-Rosetti, *AIP Conf.Proc.* **857**, 179 (2006), hep-ph/0604170.
- [24] A. Arhrib and W.-S. Hou, *JHEP* **0607**, 009 (2006), hep-ph/0602035.
- [25] A. Fernandez, C. Pagliarone, F. Ramirez-Zavaleta, and J. Toscano, *J.Phys.G* **G37**, 085007 (2010), 0911.4995.
- [26] J. Aranda, A. Cordero-Cid, F. Ramirez-Zavaleta, J. Toscano, and E. Tututi, *Phys.Rev.* **D81**, 077701 (2010), 0911.2304.
- [27] F. Larios, R. Martinez, and M. Perez, *Phys.Rev.* **D72**, 057504 (2005), hep-ph/0412222.
- [28] T. Plehn, *Phys.Rev.* **D67**, 014018 (2003), hep-ph/0206121.
- [29] C. Weydert, S. Frixione, M. Herquet, M. Klasen, E. Laenen, et al., *Eur.Phys.J.* **C67**, 617 (2010), 0912.3430.
- [30] S.-h. Zhu, *Phys.Rev.* **D67**, 075006 (2003), hep-ph/0112109.
- [31] M. Klasen, K. Kovarik, P. Nason, and C. Weydert (2012), 1203.1341.
- [32] B. Harris and J. Owens, *Phys.Rev.* **D65**, 094032 (2002), hep-ph/0102128.
- [33] J. J. Zhang, C. S. Li, J. Gao, H. X. Zhu, C.-P. Yuan, et al., *Phys.Rev.* **D82**, 073005 (2010), 1004.0898.
- [34] G. Passarino and M. Veltman, *Nucl.Phys.* **B160**, 151 (1979).
- [35] A. Denner, *Fortsch.Phys.* **41**, 307 (1993), 0709.1075.
- [36] R. K. Ellis and G. Zanderighi, *JHEP* **0802**, 002 (2008), 0712.1851.
- [37] J. C. Collins, D. E. Soper, and G. F. Sterman, *Nucl.Phys.* **B261**, 104 (1985).
- [38] G. T. Bodwin, *Phys.Rev.* **D31**, 2616 (1985).
- [39] M. S. Carena, D. Garcia, U. Nierste, and C. E. Wagner, *Nucl.Phys.* **B577**, 88 (2000), hep-ph/9912516.
- [40] P. Meade and M. Reece (2007), hep-ph/0703031.
- [41] A. Denner, S. Heinemeyer, I. Puljak, D. Rebuszi, and M. Spira, *Eur.Phys.J.* **C71**, 1753 (2011), 1107.5909.
- [42] Q.-H. Cao, R. Schwienhorst, and C.-P. Yuan, *Phys.Rev.* **D71**, 054023 (2005), hep-ph/0409040.
- [43] J. M. Campbell, R. K. Ellis, and F. Tramontano, *Phys.Rev.* **D70**, 094012 (2004), hep-ph/0408158.

- [44] J. Gao, C. S. Li, L. L. Yang, and H. Zhang, *Phys.Rev.Lett.* **107**, 092002 (2011), 1104.4945.
- [45] G. Aad et al. (ATLAS Collaboration) (2009), 0901.0512.
- [46] M. Cacciari, G. P. Salam, and G. Soyez, *JHEP* **0804**, 063 (2008), 0802.1189.
- [47] J. Alwall, P. Demin, S. de Visscher, R. Frederix, M. Herquet, et al., *JHEP* **0709**, 028 (2007), 0706.2334.
- [48] M. L. Mangano, M. Moretti, F. Piccinini, R. Pittau, and A. D. Polosa, *JHEP* **0307**, 001 (2003), hep-ph/0206293.
- [49] C. S. Li, R. J. Oakes, and T. C. Yuan, *Phys.Rev.* **D43**, 3759 (1991).

