

Economics of Electric Vehicle Charging: A Game Theoretic Approach

Wayes Tushar, *Student Member, IEEE*, Walid Saad, *Member, IEEE*, H. Vincent Poor, *Fellow, IEEE*,
and David B. Smith, *Member, IEEE*

Abstract—In this paper, the problem of grid-to-vehicle energy exchange between a smart grid and plug-in electric vehicle groups (PEVGs) is studied using a noncooperative Stackelberg game. In this game, on the one hand, the smart grid that acts as a leader, needs to decide on its price so as to optimize its revenue while ensuring the PEVGs' participation. On the other hand, the PEVGs, which act as followers, need to decide on their charging strategies so as to optimize a tradeoff between the benefit from battery charging and the associated cost. Using variational inequalities, it is shown that the proposed game possesses a *socially optimal Stackelberg equilibrium* in which the grid optimizes its price while the PEVGs choose their equilibrium strategies. A distributed algorithm that enables the PEVGs and the smart grid to reach this equilibrium is proposed and assessed by extensive simulations. Further, the model is extended to a time-varying case that can incorporate and handle slowly varying environments.

Index Terms—Power system economics, smart grids, electric vehicles, game theory, energy exchange, energy management.

I. INTRODUCTION

DUE to the growing concerns for energy conservation and the environment, it is expected that plug-in electric vehicles (PEVs)¹ will play a major role in the future smart grid (SG) [2]. Therefore, several countries are working on establishing novel PEV policies and plans because of their significant environmental advantages and cost savings [3].

The deployment of PEVs will introduce new challenges in the design of SGs. These challenges include developing optimal charging strategies for the connected PEVs, ensuring efficient communications between PEVs and the grid, and managing energy exchange between regular loads of the grid and the PEVs. In [2], the optimal charge control of PEVs is analyzed in deregulated electricity markets based on a forecast of future electricity prices and the optimal economic solution for the

vehicle owner. In [4], a real-time pricing algorithm is proposed for smart grids considering smart meter and energy provider interaction through control messages exchange. A noncooperative game model for pricing and frequency regulation in smart grids with electric vehicles is studied in [5]. Using facility location games, in [6], optimal locations of battery exchange stations were derived within a vehicle-to-grid (V2G) network. An optimization framework is proposed in [7] for enabling the SG to determine the time and duration of the PEVs charging. In [8], a control algorithm is developed based on queuing theory to control the charging of PEVs. A stochastic programming technique is introduced in [9] to show the impact of charging PHEVs on a residential distribution grid. The issue of vehicle-to-grid (V2G) integration and the prospective communication interface to enable this integration are addressed in [10]. In [11], a mean field game is proposed to investigate the competitive interaction between electric vehicles in a Cournot market consisting of electricity transactions to/ from an electricity distribution network. To manage a large number of PHEVs at a municipal parking station, an algorithm using particle swarm optimization is proposed in [12]. An intelligent method for scheduling the usage of the available storage capacity from PHEVs and electric vehicles is proposed in [13]. Other aspects of electric vehicles in smart grids in terms of energy storage, charging and greenhouse gas emission reduction are discussed in [14–16]. Beyond PEVs, many possible demand side management solutions are also foreseen for the smart grid [17] and each of these solutions has a number of benefits and cost tradeoffs. Subsequently, it is anticipated that many of these solutions, including the incorporation of electric vehicles, will co-exist to provide smart energy management for the power grid.

One of the key challenges of widespread penetration of PEVs in the power network is the choice of an optimal charging strategy for the PEVs. This is mainly due to the fact that the integration of the PEVs into the network has a major impact on the power grid and can potentially double the average load [4, 18]. The simultaneous charging of several PEVs in a particular area can overload the network and, thus, lead to an interruption of services for other consumers. The problem of PEV charging and its impact on the power distribution grid and electricity market have been addressed in [1–3, 7, 8] and [19]. However, little has been done to develop distributed models and algorithms that can capture the interactions between PEVs and the grid, in a grid-to-vehicle scenario. There is a need to develop solutions that capture the often conflicting objectives between the SG, which

Wayes Tushar is with the School of Engineering, Australian National University (ANU), Canberra, ACT 0200, Australia. He is also with National ICT Australia (NICTA). e-mail: wayes.tushar@anu.edu.au

Walid Saad is with the Electrical and Computer Engineering Department, University of Miami, Coral Gables, FL, USA. Email: walid@miami.edu

H. Vincent Poor is with the School of Engineering and Applied Science, Princeton University, Princeton, NJ, USA. Email: poor@princeton.edu

David Smith is with NICTA, Canberra, ACT, Australia. He also holds an adjunct position at ANU. Email: david.smith@nicta.com.au.

This work was supported by NICTA. NICTA is funded by the Australian Government as represented by the Department of Broadband, Communications and the Digital Economy and the Australian Research Council through the ICT Centre of Excellence program.

¹PEVs include both battery-only electric vehicles (BEVs) and plug-in hybrid electric vehicles (PHEVs) [1].

seeks to maximize its revenue, and the PEVs, which seek to optimize their charging behavior. Because of the limited grid capacity and PEVs' energy demands, it is of interest to develop a model that can capture the decision making process of the PEVs and the grid when the grid's limited energy needs to be allocated among the PEVs based on their needs.

The main contribution of this paper is to provide a comprehensive analytical framework that is suitable for capturing the interactions between an SG and a number of PEV groups (PEVGs), e.g., parking lots, which must decide on their charging profiles. We model the problem as a generalized Stackelberg game in which the SG is the leader and the PEVGs are the followers. The objective of the PEVGs is to strategically choose the amount that they need to charge, so as to optimize a utility that captures the tradeoff between the charging benefits and the associated costs, given various practical constraints on the PEVGs and the main grid. Based on the strategy choices of the PEVGs, the leader aims to optimize its price so as to maximize its revenues. We analyze the properties of the resulting game within the studied model, including existence of an equilibrium and optimality, and show that there exists an efficient (i.e., socially optimal) generalized Stackelberg equilibrium. We show that, due to the coupled capacity constraints between the PEVGs, the noncooperative followers' game leads to a generalized Nash equilibrium, and the solution enables the capture of not only the charging behavior of the vehicles but also the decisions made by the SG. We propose a novel algorithm that the PEVGs and the grid can use, in a distributed manner, so as to reach the desired equilibrium. We also show that the proposed algorithm enables the system to adapt to time-varying environmental conditions such as arrival/departure of PEVs. Using extensive simulations, we assess the properties of the proposed scheme.

The rest of this paper is organized as follows. Section II describes the system model. In Section III, we formulate the noncooperative generalized Stackelberg game and we discuss its properties. In Section IV, we propose a distributed algorithm for finding the equilibrium. Adaptation of the proposed game to time-varying conditions is discussed in Section V. Numerical results are analyzed in Section VI and conclusions are drawn in Section VII.

II. SYSTEM MODEL

Consider a power system consisting of a single power grid (i.e., an SG), several primary and secondary load subscribers or consumers and a smart energy manager (SEM). Here, the SG refers to the main electric grid which is connected to the area of interest via one or more substations. Further, we consider that the SG is servicing a certain area or groups of primary consumers such as industries, houses and offices. After meeting the demands of the primary consumers the grid wishes to sell its excess of energy (if any) to the secondary users, such as PEVs, connected to it in that area. Consider a number of groups of PEVs (hereinafter, we use the term PEVG to denote a group of PEVs, acting as a single PEV entity), which are connected to the

grid at peak hours of energy demand e.g., from 12 pm to 4 pm² [20]. The total charging period for the PEVGs is considered to be divided into multiple time slots. Each time slot has a duration of anywhere between 5 minutes and half an hour based on the changing traffic conditions of the PEVs in the group [21]. For a particular time slot, the power grid has a maximum energy C that it can sell to the connected N PEVGs, allowing them to meet their demand³. The power grid will set an appropriate price p (per unit of energy) for selling its surplus so as to optimize its revenue.

Each PEVG $n \in \mathcal{N}$, where \mathcal{N} is the set of all N PEVGs, will request a certain amount of energy x_n from the grid so as to meet its energy requirements (e.g., to go back home after office work). This demand of energy may vary for the PEVs in the group based on different parameters such as the battery capacity b_n of the PEVG, the available energy in the PEVG's battery at the time of plug-in to the grid, the price p per unit of electricity and the nature of usage (e.g., two identical PEVGs with different travel plans may need different amounts of energy). During peak hours, the available energy for servicing PEVGs is often limited [20], and, thus, the PEVGs will request only the amount needed due to their immediate need for charging. Since the net energy C available for the PEVGs at the grid is fixed, the demands of the PEVGs must satisfy

$$\sum_n x_n \leq C. \quad (1)$$

Given the amount requested by the PEVGs, the SG sets a price p per unit of energy so as to optimize its revenue from selling energy by strategically choosing its price per unit of energy. Although the SG can choose the price p within any range to maximize its total revenue, a very large p may compel a PEVG to withdraw its demand from the grid and to search for alternate markets or wait until the prices drop. Therefore, an optimal price needs to be chosen by the grid operator which is not very high (to avoid losing customers) and not very low (to avoid losing revenue), in an effort to maximize its profit.

To successfully complete the energy trading, the PEVGs and the grid interact with each other and agree on the energy exchange parameters, such as the selling price and the amount of energy demanded, that meet the objectives of the both sides. The amount of requested energy x_n is determined by the physical characteristics of PEVG n as well as by the tradeoff between the potential benefit that PEVG n is expecting from buying x_n and the selling price p of the grid. Moreover, the selling price p per unit of energy is strongly dependent upon the amount demanded by the PEVGs as well as the number of PEVGs that are connected to the grid. This is due to the fact that the amount of energy available from the grid is fixed and, thus, as the number of PEVGs increases, the amount that each PEVG can acquire becomes smaller. As a result, the grid can set a higher price to increase its revenues.

²The proposed scheme is not only restricted to the considered period but can also apply for any time duration.

³While this paper is focused on the interactions between PEVGs and the grid, when the grid has energy that can be provided to the PEVGs, it can also be extended to cases in which there are multiple energy sources beyond the main grid.

It is clear that the demands of the connected PEVGs are coupled through the energy constraint in (1), and are also dependent on the physical characteristics and capabilities of the PEVGs. Also it is important to note that the price set by the grid is dependent on the demand of each PEVG. Thus, the main challenges faced when developing an approach that can successfully capture the decision making process of both the PEVGs and the grid are: i)- modeling the decision making processes and the interactions between the connected PEVGs in the network given the constraint in (1); ii)- developing an algorithm that enables the PEVGs in the network to strategically decide on the amount of energy that they will request from the grid so as to optimize their satisfaction levels given the constraint in (1); and iii)- enabling the grid to optimize its price while capturing the tradeoff between the PEVGs' participation and revenue maximization. To address these challenges we propose a framework based on noncooperative game theory.

III. NONCOOPERATIVE GENERALIZED STACKELBERG GAME

A. Game formulation

To formally study the interactions between the SG and the PEVGs, we use a Stackelberg game [22] which is a type of noncooperative game that deals with the multi-level decision making process of a number of independent decision makers or players (followers) in response to the decision taken by a leading player (the leader) [22]. Hence, we formulate a noncooperative Stackelberg game in which the SG is the leader and the PEVGs are the followers. This game is defined by its strategic form, $\Gamma = \{(\mathcal{N} \cup \{\text{SG}\}), \{X_n\}_{n \in \mathcal{N}}, \{U_n\}_{n \in \mathcal{N}}, L(p), p\}$, having the following components:

- (i) The PEVGs in \mathcal{N} act as the followers in the game and respond to the price set by the SG.
- (ii) The strategy of each PEVG $n \in \mathcal{N}$ which corresponds to the amount of energy demanded $x_n \in \mathbf{X}_n$ from the grid satisfying the constraint $\sum_n x_n \leq C$.
- (iii) The *utility function* U_n of each PEVG n that captures the benefit of consuming the demanded energy x_n .
- (iv) The *utility function* $L(p)$ for the SG (leader of the game), which captures the total profit that the grid can receive by selling the surplus energy with price p .
- (v) The price p per unit of energy charged by the SG.

1) *Utility Function of a PEVG*: For each PEVG $n \in \mathcal{N}$, we define a utility function $U_n(x_n, \mathbf{x}_{-n}, s_n, b_n, p)$, which represents the level of satisfaction that a PEVG obtains as a function of the energy it consumes. Here b_n is the battery capacity of PEVG n and x_n is the requested energy from the grid; s_n is the satisfaction parameter of PEVG n , which is a measure of the satisfaction the PEVG can achieve from consuming one unit of energy. This s_n may depend on PEVG's battery state at the time of plug-in to the grid, the available energy at the grid and/or the travel plan of the corresponding PEVG. For example, a PEVG 1 having less need for energy than another PEVG 2 (e.g., due to having a fuller battery) will need less energy than PEVG 2 to attain the same satisfaction level (i.e., $s_2 < s_1$). The energy demand may vary based on the battery capacity and/or

the satisfaction parameter of each PEVG. The price per unit of energy can also affect the demand of the PEVG. Thus, the properties that the utility of a PEVG must satisfy are as follows:

- (i) The utility functions of the PEVGs are considered to be non-decreasing because each PEVG is interested in consuming more energy if possible unless it reaches its maximum consumption level. Mathematically,

$$\frac{\delta U_n(x_n, \mathbf{x}_{-n}, s_n, b_n, p)}{\delta x_n} \geq 0. \quad (2)$$

- (ii) The marginal benefit of a PEVG is considered as a non-increasing function, as the level of satisfaction of the PEVGs gradually gets saturated as more energy is consumed, i.e.,

$$\frac{\delta^2 U_n(x_n, \mathbf{x}_{-n}, s_n, b_n, p)}{\delta x_n^2} \leq 0. \quad (3)$$

- (iii) Hereinafter, we consider that, for a fixed consumption level x_n , a larger b_n implies a larger $U_n(x_n, \mathbf{x}_{-n}, s_n, b_n, p)$ and a larger s_n leads to a smaller $U_n(x_n, \mathbf{x}_{-n}, s_n, b_n, p)$. So we have

$$\frac{\delta U_n(x_n, \mathbf{x}_{-n}, s_n, b_n, p)}{\delta b_n} > 0, \quad (4)$$

and

$$\frac{\delta U_n(x_n, \mathbf{x}_{-n}, s_n, b_n, p)}{\delta s_n} < 0. \quad (5)$$

- (iv) The price per unit of energy set by the grid affects the utilities of the PEVGs and the utility of a PEVG decreases with a higher price. That is,

$$\frac{\delta U_n(x_n, \mathbf{x}_{-n}, s_n, b_n, p)}{\delta p} < 0. \quad (6)$$

In this work we consider the particular utility

$$U_n(x_n, \mathbf{x}_{-n}, s_n, b_n, p) = b_n x_n - \frac{1}{2} s_n x_n^2 - p x_n, \quad (7)$$

where $x_n \in [0, C - \sum_{k=1, k \neq n}^N x_k]$ and $\mathbf{x}_{-n} = [x_1, x_2, \dots, x_{n-1}, x_{n+1}, \dots, x_N]$, although many of our results can be generalized.

From (7), the utility of PEVG n is affected by its battery capacity b_n . This is due to the fact that a PEVG with higher b_n will have higher marginal utility and thus, needs to consume more energy to reach its maximum satisfaction level [23]. The utility also depends on the satisfaction parameter s_n of the PEVG. PEVGs with the same capacity but with a different satisfaction parameter will have different marginal utilities and, thus, will be satisfied by different amounts of energy. To this end, we assume that a PEVG does not consume any energy beyond its maximum satisfaction level, i.e., $U_n = 0$ if $x_n > (x_n^* - x_n^{\text{ini}})$, where x_n^{ini} is the initial energy in PEVG's battery at the time of plug-in to the grid and x_n^* is the energy that maximizes its utility within the given constraint in (1).

2) *Utility Function of the Power grid*: A PEVG n that consumes x_n MWh of electricity during a designated period of time at a rate p per MWh is charged $p x_n$ which is the cost imposed by the SG on the PEVG. The objective of the SG is to maximize its revenue by selling the available energy surplus to the PEVGs after meeting the demand of its primary consumers, and also to control the nature of energy consumption of the

PEVGs. While this energy surplus C is fixed, the SG wants to set a price p per unit of energy so as to optimize its revenue, given the demands of the PEVGs. Thus, we assume the utility function for the grid is

$$L(p, x_n(p)) = p \sum_n x_n, \quad (8)$$

which captures the total revenue of the grid when selling the energy required by all PEVGs at a price p per unit of energy.

In this proposed game, the SG can control the price p per unit of energy it wishes to sell. Connected PEVGs respond to the price by demanding a certain amount of energy, given the constraint in (1), so as to maximize their utilities. Thus, for a fixed price p , the objective of any PEVG n is

$$\begin{aligned} \max_{x_n \in (C - \mathbf{x}_{-n})} U_n(x_n, \mathbf{x}_{-n}, s_n, b_n, p), \\ \text{s. t. } \sum_n x_n \leq C. \end{aligned} \quad (9)$$

Here, we can see that the amount of energy demanded by each PEVG n depends, not only on its own strategies and price but also on the demand of other PEVGs in the network through (1) and the constraint is the same for all players. This leads connected PEVGs to engage in a noncooperative resource sharing game, which is a jointly convex generalized Nash equilibrium problem (GNEP) due to the same shared constraint (1). Note that, in game theory, a noncooperative game in which the players' actions are coupled solely through the constraints, such as in the proposed model, is a special class of games whose solution is the generalized Nash equilibrium [24, 25], and hence, the proposed followers' game, for any price p , is a noncooperative resource sharing game whose solution is the generalized Nash equilibrium (GNE). Then, given all the PEVGs' demands are at the GNE, the leader, i.e., the grid, chooses the price to maximize its revenue. Thus, for the given GNE demands of the PEVGs, the objective of the grid is

$$\max_p L(p) = \max_p \sum_n p x_n. \quad (10)$$

Thus, one suitable solution for the formulated game Γ is the Stackelberg equilibrium at which the leader reaches its optimal price, given the followers' optimal response at their GNE. At this equilibrium, no player (leader or follower) can improve its utility by *unilaterally* changing its strategy. In classical Stackelberg games, the followers typically choose their Nash equilibrium strategies. In our model, due to the coupled strategies as per (1), the PEVGs need to seek a GNE instead of a classical Nash equilibrium. To this end, hereinafter, we refer to our game as a generalized Stackelberg game (GSG) whose solution is the generalized Stackelberg equilibrium (GSE) in which the followers reach a GNE.

Definition 1: Consider the GSG $\Gamma = \{(\mathcal{N} \cup \text{SG}), \{X_n\}_{n \in \mathcal{N}}, \{U_n\}_{n \in \mathcal{N}}, L(p), p\}$ defined in III-A where U_n and $L(p)$ are given by (7) and (8) respectively. A set of strategies (\mathbf{x}^*, p^*) constitutes the GSE of this game, if and only if it satisfies the following set of inequalities:

$$\begin{aligned} U_n(x_n^*, \mathbf{x}_{-n}^*, s_n, b_n, p^*) \geq U_n(x_n, \mathbf{x}_{-n}^*, s_n, b_n, p^*), \\ \forall x_n^* \in \mathbf{x}^*, \quad n \in \mathcal{N}, \quad \sum_n x_n \leq C \end{aligned} \quad (11)$$

and

$$L(p^*, \mathbf{x}^*) \geq L(p, \mathbf{x}^*). \quad (12)$$

Thus, when all the PEVGs' demands are at the GSE, no PEVG can improve its utility by deviating from its GSE demand and similarly, no price other than the optimal price⁴ p^* set by the grid at the GSE, can improve the utility for the grid.

B. Existence and efficiency of GSE

In noncooperative games, the existence of an equilibrium solution (in pure strategies) is not always guaranteed [22]. Therefore, for our follower game, we need to investigate the existence of the GNE in response to a price p . Specifically, we are interested in investigating the existence and properties of a variational equilibrium (VE), which is a type of GNE to be defined below (see also [24]), for our case. This is due to the fact that a VE is more socially stable than another GNE (if there exists any) and thus, is a desirable target for any algorithm to achieve [25]. Particularly for the proposed case, where a number of PEVGs in the SG network are demanding energy from a constrained reserve, an efficient VE would be the most appropriate solution to be considered. Hereinafter, we use VE and GNE interchangeably.

Theorem 1: For a fixed price p , a socially optimal VE exists in the proposed game Γ between the PEVGs connected to the grid.

Proof: First, clearly, by adding the quantity $\sum_{m \neq n} (b_m x_m - \frac{1}{2} s_m x_m^2) - \sum_{m \neq n} p x_m$ to U_n in (7) and treating the resulting utility function as the new objective function for PEVG n will not affect the solution [26]. Thus, the original game is equivalent to one in which all PEVGs have the same utility function,

$$\begin{aligned} U(x_1, \dots, x_N; s_1, \dots, s_N; b_1, \dots, b_N; p) \\ = \sum_{m=1}^N \left(b_m x_m - \frac{1}{2} s_m x_m^2 \right) - p \sum_{m=1}^N x_m. \end{aligned} \quad (13)$$

Hence, to determine the socially stable outcome of the game, the existence of a solution that maximizes (13) is our main concern.

Using the method of Lagrange multipliers [27], the Karush-Kuhn-Tucker (KKT) conditions for the n^{th} player GNEP is given by

$$\begin{aligned} -\nabla_{x_n} U_n(x_n, \mathbf{x}_{-n}, s_n, b_n, p) + \nabla_{x_n} \left(\sum_n x_n - C \right) \lambda_n = 0, \\ \lambda_n \left(\sum_n x_n - C \right) = 0, \lambda_n \geq 0 \end{aligned} \quad (14)$$

where λ_n is the Lagrange multiplier for PEVG n .

First, we note that, for a fixed price p , the followers' game admits a jointly convex GNEP, hence, the solution of the GNEP with (1) can be found via a variational inequality VI(\mathbf{X} , \mathbf{F}). This essentially reduces to determining a vector $z^* \in \mathbf{X} \subset \mathbb{R}^n$, such

⁴The optimal price p^* maximizes the utility of the SG for the given GNE demand vector \mathbf{x}^* of the PEVGs in the smart grid network.

that $\langle \mathbf{F}(\mathbf{z}^*), \mathbf{z} - \mathbf{z}^* \rangle \geq 0$, for all $z \in \mathbf{X}$ where \mathbf{X} is the set in the definition of joint convexity and $\mathbf{F}(\mathbf{x}) = -(\nabla_x U_n(\mathbf{x}))_{n=1}^N$ [25]. The solution of VI(\mathbf{X}, \mathbf{F}) is a variational equilibrium.

Now the KKT conditions can be written as [24]

$$\begin{aligned} \mathbf{F}(\mathbf{x}) + \lambda \nabla_x \left(\sum_n x_n - C \right) &= 0, \\ \lambda \left(\sum_n x_n - C \right) &= 0, \quad \lambda \geq 0. \end{aligned} \quad (15)$$

Note that the subscript on Lagrange multiplier λ is dropped in (15). This is due to the fact that the solution of a jointly convex GNEP is a VE if and only if the shared constraint has the same multiplier λ for all players [24].

Now from the definition of \mathbf{F} [25], we have

$$\mathbf{F} = \begin{bmatrix} s_1 x_1 + p - b_1 \\ s_2 x_2 + p - b_2 \\ \vdots \\ s_n x_n + p - b_n \end{bmatrix}. \quad (16)$$

Therefore, the Jacobian of \mathbf{F} is

$$\mathbf{JF} = \begin{bmatrix} s_1 & 0 & \dots & 0 \\ \cdot & s_2 & \dots & \cdot \\ \cdot & \cdot & \dots & \cdot \\ \cdot & \cdot & \dots & \cdot \\ 0 & 0 & \dots & s_n \end{bmatrix}. \quad (17)$$

\mathbf{JF} is a diagonal matrix with all positive diagonal elements. Hence, \mathbf{JF} is positive definite on \mathbf{X} , and so, \mathbf{F} is strictly monotone. Thus, the GNEP admits a unique global VE solution [24].

Because of the jointly convex nature of the GNEP the VE is the unique global maximizer of (13) [24], which completes the proof. ■

As a result, from Theorem 1, the GSE, in which the SG sets its optimal price in response to the VE demands of the PEVGs, admits the socially optimal solution of the proposed game.

IV. PROPOSED SOLUTION AND ALGORITHM

In this section, we formulate the GNEP among the followers as a variational inequality (VI) problem⁵ and propose an algorithm that leads to the socially optimal VE. Note that the VE further leads to the GSE state of the game as defined in Definition 1. Now, we first state the following corollary and then explain the solution method for the considered GNEP.

Corollary 1: The VI associated with the proposed GNEP of the connected PEVGs for a price p is a strongly monotone VI and thus, the unique VE can be calculated by solving a monotone VI.

Proof: By Theorem 1, we know that the VI associated with the proposed GNEP of the connected PEVGs for any fixed price p is a strongly monotone VI and the VE is unique. It is shown in [24] that the solution of a VE can be calculated by solving a monotone VI. Hence, the unique VE solution of the PEVGs' GNEP of energy demand within constraint (1) can be calculated by solving the strongly monotone VI(\mathbf{X}, \mathbf{F}). ■

⁵Given $\mathbf{X} \subseteq \mathbb{R}^n$ and $\mathbf{F} : \mathbb{R}^n \rightarrow \mathbb{R}^n$, the VI(\mathbf{X}, \mathbf{F}) consists of finding a vector $\mathbf{z}^* \in \mathbf{X}$ such that $\langle \mathbf{F}(\mathbf{z}^*), \mathbf{z} - \mathbf{z}^* \rangle \geq 0$, for all $z \in \mathbf{X}$.

For solving the monotone VI in our proposed game, we consider the Solodov and Svaiter (S-S) hyperplane projection method [28, 29]. In the S-S method, two projections per iteration are required using a geometric interpretation (see [28]). This hyperplane projection algorithm works as follows [28]: Suppose we have x^k , which is a current approximation to the solution of VI(X, F). First the point $\text{Proj}_X[x^k - F(x^k)]$ is computed⁶. Next, the line segment between x^k and $\text{Proj}_X[x^k - F(x^k)]$ is searched for a point z^k such that the hyperplane $\partial H_k := \{x \in \mathbb{R}^n \mid \langle F(z^k), x - z^k \rangle = 0\}$ strictly separates x^k from any solution x^* of the problem. A computationally inexpensive Armijo-type procedure [30] is used in this S-S algorithm to find such z^k . Once the hyperplane is constructed, the next iterate x^{k+1} is computed by projecting x^k onto the intersection of the feasible set X with the hyperspace $H_k := \{x \in \mathbb{R}^n \mid \langle F(z^k), x - z^k \rangle \leq 0\}$, i.e. $X \cap H_k$, which contains the solution set [28] [29].

Next, we show how the PEVGs reach the VE, for a price p , following the optimization of price by the grid when all PEVGs are in VE. Then, we detail the algorithm at the end of this section.

A. GNE for a fixed p

From (13) and (15), for any PEVG n , the solution of the KKT system of variational inequalities is

$$b_n - s_n x_n - p - \lambda = 0, \quad (18)$$

where

$$\lambda \left(\sum_n x_n - C \right) = 0; \quad \lambda \geq 0. \quad (19)$$

For $\lambda > 0$, the inequality constraint in (19) becomes as equality and hence at the VE,

$$\sum_n x_n = C. \quad (20)$$

Thus, for a fixed p at the grid, the sum of demands of all the PEVGs connected to the grid at the VE is equal to the total energy C available at the grid.

At the peak hour of demand, energy in the grid is a scarce commodity and, hence, all the PEVGs compete with one another for a fair allocation of the available grid energy. Thus, for the formulation of the proposed game between the PEVGs the available energy at the grid should be less than the total energy consumption capacity of the connected PEVGs. This is essential for avoiding the trivial case in which all the PEVGs should get an allocation equal to their capacity. From (18), we have

$$\begin{aligned} b_n - s_n x_n - p &> 0 \\ \text{i.e., } b_n &> s_n x_n + p. \end{aligned} \quad (21)$$

Taking all N PEVGs connected to the grid into consideration, (21) becomes

$$\sum_n b_n > pN + \sum_n s_n x_n, \quad (22)$$

which leads to the following proposition:

Proposition 1: To achieve the maximum utilities at the VE, within the constraint in (1), the total capacities of the N grid

⁶ $\text{Proj}_X(z) = \arg \min\{\|w - z\|, w \in \mathbf{X}\} \quad \forall z \in \mathbb{R}^n$.

connected PEVGs must be greater than their total VE demand plus a constant equal to pN .

For the special case in which the PEVGs have different capacities (i.e., b_n is different for each n) but the same satisfaction parameter (i.e., $s_n = s$ for all $n \in \mathcal{N}$), (22) becomes

$$\sum_n b_n > pN + sC \quad (23)$$

where $\sum_n x_n = C$, from (20).

Now, while Proposition 1 holds for a price p at the grid, from (18), the demand of the PEVGs at the VE is given by

$$x_n^*(p) = \frac{b_n - (p + \lambda)}{s_n}, \quad (24)$$

where

$$\lambda = b_n - s_n x_n^* - p \text{ for any } n \in \mathcal{N}. \quad (25)$$

B. Price optimization

Having analyzed the followers' game, we now show how the SG can set its optimal price p^* given the VE of the PEVGs.

For the KKT system of VIs described in (18) and (19), the selling price for per unit energy is

$$p \leq b_n - s_n x_n. \quad (26)$$

Again, from (24), the demand for energy by PEVG n at the VE is x_n^* . So the price per unit of energy satisfies

$$p \leq b_n - s_n x_n^*. \quad (27)$$

Now, with the condition in (27) and the utility of the SG from (8), which is $L(p) = p \sum_n x_n$ over $p \geq 0$, this dictates that the revenue-maximizing price of the grid should be the upper limit of (27). Thus, the optimal price⁷ of the proposed GSG is

$$p^* = b_n - s_n x_n^*. \quad (28)$$

C. Proposed algorithm

In order to reach the equilibrium, the PEVGs and the smart grid must make their strategy choices with little communication between one another. To this end, we propose an algorithm that all the PEVGs and the grid can implement in a distributed fashion and reach the efficient GSE of the game. We note that, in a jointly convex GNEP where $\mathbf{F}(\mathbf{x}) = -(\nabla_x U_n(\mathbf{x}))_{n=1}^N$ is strongly monotone, such as our proposed game, the solution of the VI converges to a unique VE [24] when the demand of each PEVG n is such that the parameter λ_n in (15) for all $n \in \mathcal{N}$ possesses the same value $\lambda \geq 0$. In other words, if the parameter λ_n converges to a single value $\lambda \geq 0$ for all $n \in \mathcal{N}$, then \mathbf{x}^* , the demand vector of the PEVGs contains the VE demand of the PEVGs.

For our game, we can use this property and propose an algorithm in which each PEVG updates its demand iteratively,

⁷From (25), at $p = p^*$, the slack variable $\lambda = 0$. Hence λ_n converges to $\lambda = 0$, $\forall n$ as the game reaches its GSE.

Algorithm 1 Algorithm to reach GSE

1. Solving VI

Each PEVG $n \in \mathcal{N}$ submits its initial demand x_n^{ini} to the SEM.

repeat

- a) The SEM checks λ_n^k for the demand x_n^k of all $n \in \mathcal{N}$ using (15).
- b) Each PEVG $n \in \mathcal{N}$ updates its demand x_n^k using the S-S hyperplane projection method [29].

S - S method

- i) The PEVG n computes the projection $r(x_n^k)$.
- ii) The PEVG n updates x_n^{k+1} equal to $r(x_n^k)$ if $r(x_n^k) = 0$ and submit to the SEM.

otherwise

- iii) The PEVG n determine the hyperplane z_n^k and the half space H_n^k from the projection.
- iv) The PEVG n updates its demand x_n^{k+1} from the projection of its previous demand x_n^k on to $X \cap H_n^k$ and submit to the SEM.

until all λ_n converge to $\lambda \geq 0$.

The SEM determines the VE demand of the PEVGs.

2. Optimizing Price

- a) The SEM submits the VE demand of the PEVGs

to the grid.

- b) The grid optimizes its price p to p^* using (28).

The VE demand and price of the GSG are achieved.

until all λ_n converge to a single value $\lambda \geq 0$. In this algorithm we use the hyperplane projection method to solve the proposed VI problem. By using this technique, we guarantee that our algorithm always converges to a non-empty solution if \mathbf{F} is strongly monotone [31] which is always verified in our game, as previously shown. Thus, the proposed algorithm is guaranteed to converge to a unique solution of the game, given the demand constraints of the PEVGs and the grid's capacity C . As we explained in Section III, this convergence implies that the proposed GSG reaches its GSE as soon as the grid optimizes the price using (28) for the given VE demand of the PEVGs.

The proposed algorithm uses the S-S hyperplane projection method [29] to calculate the demand at the VE for a price p . Each PEVG and the SG can implement the proposed algorithm to reach the GSE in a distributed fashion with the assumption that the SEM can communicate with both the grid and the PEVGs. The SEM can use any vehicle to grid infrastructure technique, [6], for this communication. As soon as any PEVG n is connected to the grid, the SEM receives the utility parameters b_n and s_n using V2G. The algorithm starts with the announcement of the available energy C and the price per unit energy p by the grid. At any given iteration k , in response to this price p , each PEVG n updates its demand for a particular amount of energy x_n^k from the fixed amount C of the grid using the S-S method. The SEM gets the price p from the grid and checks the parameter λ_n^k using (15). To enable the SEM to check the value of λ_n^k , each PEVG n submits its demand x_n^k to the SEM at the end of iteration k . The process continues until all the PEVGs make their demands such that $\lambda_n = \lambda \geq 0 \forall n$. The demand of the PEVGs reaches a VE as the SEM determines that $\lambda_n = \lambda \geq 0$ for all $n \in \mathcal{N}$. Then, the SEM submits the VE demand of the PEVGs to the grid and the grid sets the optimal price p^* using (28) and, thus, the proposed GSG reaches the GSE.

After the execution of the algorithm the demand of each PEVG n reaches its equilibrium value x_n^* which is given by

$$x_n^*(p^*) = \frac{b_n - p^*}{s_n}, \quad (29)$$

with the optimal price p^* . This is the equilibrium of the game.

V. ADAPTATION TO TIME-VARYING CONDITIONS

Here, we extend our approach so as to accommodate time-varying conditions using a discrete time feedback Stackelberg game model with dependent followers [32]. We assume that the number of vehicles at a given location, e.g., a parking lot, changes gradually in real time with a moderate time duration (for example, 5 minutes to 30 minutes) [21]. We also assume that the available energy from the grid varies across moderate time intervals, e.g., once in an hour [33]. Hence, using a discrete time feedback Stackelberg game, we can capture changes in system variables from one time instant to another. Prior to discussing how the proposed scheme can be adapted in a time-varying environment, we define the following parameters:

C_t : the state variable of the game, which indicates the state of available charge at time instant t .

b_n^t : the battery capacity of PEVG n , which depends on the aggregate quantity of the number of PEVs in the group at instant t .

s_n^t : the satisfaction parameter⁸ of PEVG n at t .

x_n^t : the energy demand by PEVG n at t .

p_t : the price per unit of energy at instant t .

$\mathbf{x}^t = (x_1^t, x_2^t, \dots, x_N^t)$: the vector of demands of all the PEVGs in the network at time t .

$\mathbf{x}_{-n}^t = (x_1^t, \dots, x_{n-1}^t, x_{n+1}^t, \dots, x_N^t)$: the vector of strategies of all PEVGs except PEVG n at instant t .

$L_{T-t} = \sum_t p^t \sum_n x_n^t$: the payoff function of the grid which it wants to maximize over the entire peak hour duration.

$U_{T-t} = \sum_t \sum_n (b_n^t x_n^t - \frac{1}{2} s_n^t x_n^{t2} - p_t x_n^t)$: the joint utility function of the PEVGs in the network.

Consequently, the state transition equation for the time-varying system can be defined as [34]

$$C_{t+1} = f_t(C_t, p_t, \mathbf{x}^t), \quad t = 0, 1, 2, \dots, T-1, \quad (30)$$

where t is an integer time index, and T is the entire peak hour duration. For a feedback Stackelberg game, C_t is the information about the available energy supply at time t , which is gained by the grid from (30) and fed back to the PEVGs through the SEM [34]. The state of available energy supply at any instant t is a function of the demand for energy by the PEVGs, and the energy available at the previous time slot. The state transition from t to $t+1$ takes place when a change occurs either in the number of PEVs in the PEVG, or in the available energy from the grid. The objective of both the SG and the PEVGs is to choose their strategies so as to maximize their utilities in each time interval, and thus to maximize their total payoffs in the entire time horizon of peak hours. Hence, the problems of payoff maximization of the players for a discrete time feedback Stackelberg game can be formally expressed as

$$\max L_{T-t} = \sum_t \max_{p_t} p_t \sum_n x_n^t, \quad (31)$$

⁸Here, we consider that the satisfaction parameter changes randomly between consecutive time slots, for example, due to the random change of vehicles in a parking lot from one time slot to the next.

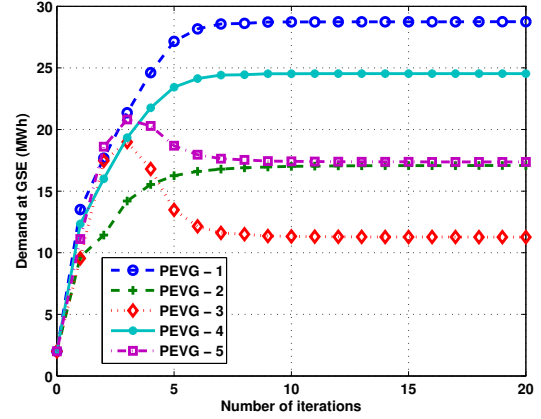


Fig. 1: Convergence of the demand of each PEVG to the GSE.

for the SG, and

$$\max U_{T-t} = \sum_t \max_{\mathbf{x}_t} \sum_n \left(b_n^t x_n^t - \frac{1}{2} s_n^t x_n^{t2} - p_t x_n^t \right) \quad (32)$$

$$\sum_n x_n^t \leq C_t \text{ at } t = 0, 1, 2, \dots, T,$$

for the PEVG n . The objective functions in (31) and (32) refer to a feedback Stackelberg game with Nash game constraints in the lower level decision making process [32] (similar to the game proposed in Section III for a single time instant) over the whole time horizon. Here, we assume that the leader of the game can perfectly gain the information about C_t from (30) [35]. At any instant t , the SG gets the information about the volume of the parking lot (i.e., b_n^{t-1} and s_n^{t-1} for all $n = 1, 2, \dots, N$), the demand of the PEVGs in the previous time slot $t-1$ as well as the per unit price p_{t-1} . Then, it estimates the amount of energy that needs to be provided to the PEVGs at t through (30). The SG feeds C_t back to the PEVGs through the SEM and the PEVGs play the jointly convex generalized Nash game of Algorithm 1 for the allocation of energy within $\sum_n x_n^t \leq C_t$.

Here, $(\mathbf{x}^{1*}, \mathbf{x}^{2*}, \dots, \mathbf{x}^{T*})$ and $(p_1^*, p_2^*, \dots, p_T^*)$ constitute the solution of the discrete time Stackelberg game under a feedback information structure with the corresponding state information (C_1, C_2, \dots, C_T) , if \mathbf{x}^{t*} comprises the solution of the GNE among the followers for price p_t^* at each $t = 1, 2, \dots, T$ [32]. The solution will be team optimal if the solution at the GNE is optimal, that is if the GNE is a VE [24], for the sub game in each $t = 1, 2, \dots, T$ [32]. Now, given that the Stackelberg game described in Section III constitutes a sub-game in each time interval t of the feedback Stackelberg game, the sub-game will reach its optimal solution (as shown in Section III-B) within the constraint $\sum_n x_n^t \leq C_t$ at each $t = 1, 2, \dots, T$. Therefore, the solution of the discrete time feedback Stackelberg game possesses a team optimal solution.

VI. NUMERICAL ANALYSIS

For our simulations, we consider a number of PEVGs that are connected to the grid during peak hours. Here, a single PEVG entity represents 1000 vehicles at a specific location [2],

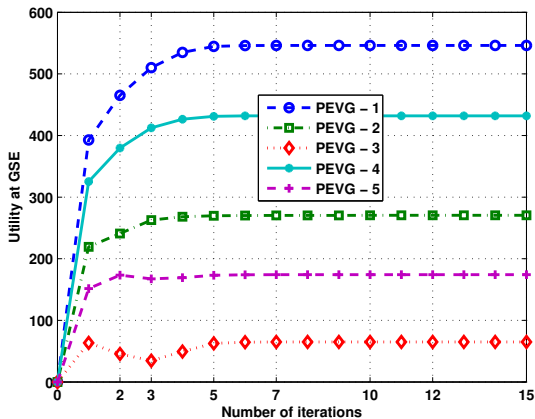


Fig. 2: Convergence of the utility of each PEVG to the GSE.

where each single vehicle is assumed to require 22 kWh for every 100 miles [36, 37]. The maximum battery capacity of any single vehicle is chosen between 150 and 300 miles. Hence, the maximum capacity b_n of any PEVG n ranges between 35 MWh and 65 MWh, which is chosen randomly for each PEVG. The available energy at the grid is chosen as 99 MWh. Initially, the grid sets the selling price to 17 USD per MWh. We note that the chosen parameters correspond to a typical PEVG use case [2, 36, 37]. However, we duly highlight that these parameters can vary considerably according to PEVG usage and type, and economic conditions within a given city, or country.

The satisfaction parameter s_n is chosen randomly in the range of [1, 2]. The range of s_n is chosen based on the assumption that the PEVG with the lowest satisfaction parameter $s_n = 1$ will get full satisfaction from each unit of energy it will consume whereas the PEVG with the highest parameter i.e., $s_n = 2$, will reach the same satisfaction level from consuming half the amount due to its smaller limitations in terms of its initial battery state and travel plan⁹. We do not consider the PEVGs with $s_n > 2$ as they do not have an immediate need for energy at the peak hour. All statistical results are averaged over all possible random values of the PEVGs' capacities using around 1000 independent simulation runs.

In Fig. 1 and Fig. 2, we show the demand and the utility at the GSE for a network with $N = 5$ PEVGs. Here, we can see that a similar demand by different PEVGs does not always lead to a similar utility for the PEVGs. For example, although PEVGs 2 and 5 in Fig. 1 have almost the same demand at the GSE, their utilities are different from one another as shown in Fig. 2. This is due to their different battery capacities and satisfaction parameters. From the utility in (7), we can see that the maximum utility level of a PEVG varies significantly for different values of b_n and s_n . Therefore, with the same energy consumption, different PEVGs may obtain a different utility (e.g., PEVGs 2 and 5). Fig. 1 and 2 show that, after the 10th iteration, all the PEVGs reach their maximum utilities, and, thus, their demands

⁹Although a PEVG may not be able to demand the amount of energy equal to its total battery capacity due to the scarcity of energy at peak hour, it can ask for an amount that must be satisfied in order for its constituent PEVGs to reach their satisfactions.

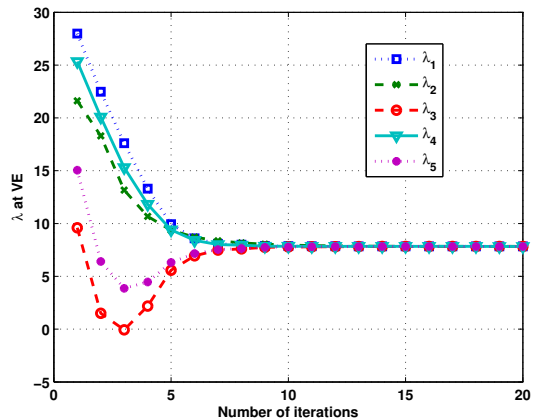


Fig. 3: Convergence of the values of $\lambda_n, \forall n$ to $\lambda \geq 0$ as the solution of the GSG converges to GSE.

converge to the GSE.

In Fig. 3, we analyze the convergence speed of the proposed algorithm by plotting the values of λ_n as a function of the number of iterations for $N = 5$ PEVGs. First, recall that the demands of all PEVGs converge to GSE for the optimal price p^* when all the PEVGs reach their VE and at this VE $\lambda_n = \lambda \geq 0, \forall n$. Fig. 3 shows that our algorithm converges to the GSE after 9 iterations (i.e., the PEVGs reach their VE). Hence, as shown by Fig. 3, the convergence speed of our algorithm is reasonable.

In Fig. 4, we show how the price set by the grid converges to its optimal value as the strategies of the PEVGs converge to the VE for networks of various sizes ($N = 5, 10$, and 15 PEVGs) with an initial SG price set to 17 USD per unit of energy. Fig. 4 shows that the price converges to an approximate optimal value within 5 iterations. This is due to the fact that the SG sets its price in response to the demand strategies of the PEVGs. In fact, the PEVGs reach an approximate GSE within five iterations, as shown for 5 PEVGs in Fig. 1, and, then, they optimize their demands within constraint (1). The PEVGs eventually reach the unique GSE that maximizes their utilities under this constraint. Hence, the price p converges quickly to its optimal value p^* . Furthermore, Fig. 4 shows that the variation of the grid's price is more noticeable when fewer PEVGs exist. This is due to the fact that, for a fixed grid capacity, as the number of PEVGs increases, there are fewer possibilities of variations in the demands due to (1).

In Fig. 5, we show the effect of the number of PEVGs on the optimal price choice of the grid. To do so, we increase the number of PEVGs in the network for different grid capacities $C = 60, 80$ and 90 MWh. Fig. 5 shows that the average optimal price increases with the number of PEVGs in the network because of the increasing energy demand on the SG's limited resources. In contrast, increasing the grid's capacity leads to a decrease in the optimal price p^* . This is due to the fact that, as the total available capacity of the grid increases, the grid has more energy to sell and, thus, it can decrease its price while maintaining desirable revenues. Moreover, for a fixed number of PEVGs, as the available energy at the grid increases, the SG

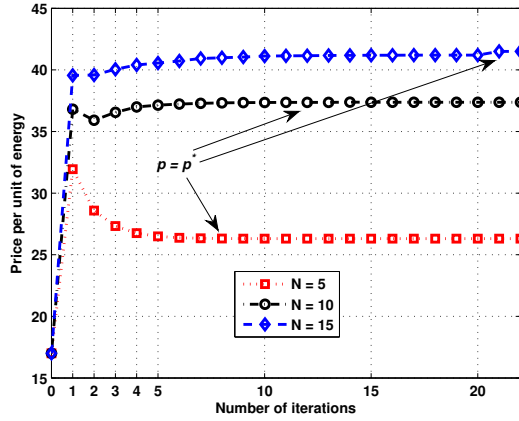


Fig. 4: Convergence of the price per unit of energy to the optimal price for a network with different numbers of PEVGs.

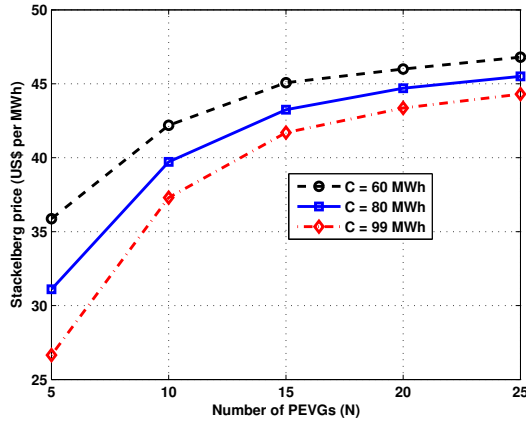


Fig. 5: Effect of increasing the number of PEVGs N in the network and the grid energy C on the average Stackelberg price.

reduces its optimal price¹⁰ to encourage the PEVGs to demand more energy.

Fig. 6 shows the average and maximum number of iterations needed to reach the GSE of the proposed game with respect to the number of PEVGs. In Fig. 6, we can see that, whenever the number of PEVGs in the network increases, for the same amount of capacity from the grid, the PEVGs require more iterations to reach their optimal demands. For example, when the number of PEVGs in the network increases from 15 to 25, the average number of iterations needed to reach the GSE increases from 52 to 79. Similar behavior is also seen for the maximum number of iterations.

In Fig. 7, we compare the results of the proposed scheme with a particle swarm optimization (PSO) [12] and an equal distribution (ED) scheme [39]. In a PSO scheme, a group of random solutions¹¹ (i.e., particles) are scattered over the search space, and the particles converge to a near optimal solution after a number of iterations. For the PSO algorithm, the particle size is

¹⁰We assume that the initial price is chosen based on statistical estimation such as in [38], so that the grid can maintain a revenue with optimized price as the grid capacity increases.

¹¹In this case the energy demand of a PEVG.

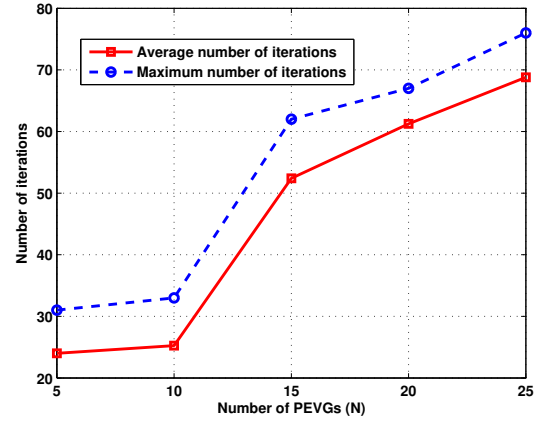


Fig. 6: Effect of increasing the number of PEVGs on the average and maximum number of iterations to reach the GSE.

considered to be 40. The parameters are updated in such a way that the constraint in (1) is satisfied. For the ED scheme, the available grid energy is distributed equally among the connected PEVGs in the network. That is, if the available energy at the grid is C MWh and there are N PEVGs connected to the grid, then each PEVG receives an allocation of $\frac{C}{N}$ MWh of energy from the grid as long as this allocation does not exceed the maximum that a PEVG can be charged.

Fig. 7 shows that the average utility achieved by the proposed scheme is better for most of the PEVGs in the network, except PEVGs 9 and 10, when compared to the PSO scheme. This is due to the fact that the PSO scheme optimizes the energy for each PEVG according to the better particle position in the available energy space. This may lead to a better utility for PEVGs 9 and 10 at the expense of much lower utilities for the rest of the PEVGs. However, the proposed scheme allocates the energy among the PEVGs so that the socially optimal solution is achieved. Therefore, most of the PEVGs in the network achieve improved utilities compared with the PSO scheme. From Fig. 7, the proposed scheme has a total utility, on the average, 1.3 times the utility achieved by the PSO scheme. Moreover, the proposed scheme has, on the average, twice the utility achieved by the ED scheme which is a significant improvement.

Fig. 8 shows the average demand per PEVG as the number of PEVGs varies. In Fig. 8, we can see that the average demand per PEVG decreases as the number of PEVGs increases. This is a direct result of (1) and of the fact that the optimal price set by the grid increases as the number of PEVGs increases. From Fig. 8, we can see that average PEVG demand for our scheme, the PSO scheme, and the ED case decreases as the number of PEVGs increases. Fig. 8 shows that the energy demand for the proposed scheme is lower than that for both the PSO and ED scheme for all N . This can be interpreted by the fact that, in our proposed scheme, each PEVG demands a required amount of energy within constraint (1) based on its satisfaction parameter and available grid energy. Therefore, each PEVG requests a *socially optimal* amount of energy from the grid rather than a predefined amount (as in the ED scheme), or near optimal amount according to a random search space (as in the PSO

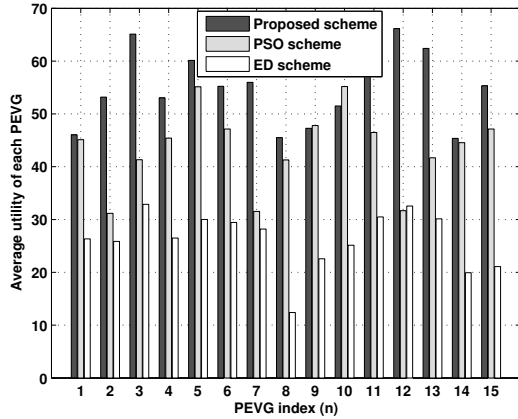


Fig. 7: Comparison of the average utilities of the PEVGs at the GSE for the proposed scheme, the PSO scheme and ED scheme.

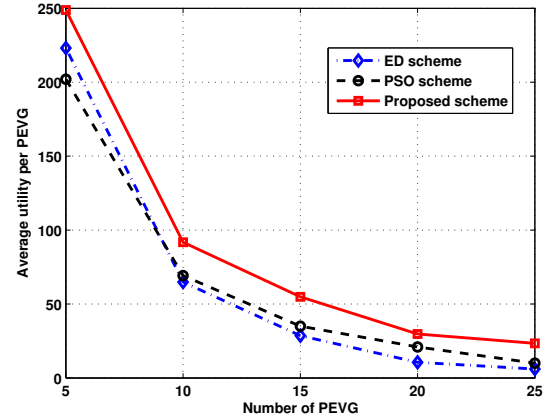


Fig. 9: Effect of the number of PEVGs in the network on the average utility per PEVG.

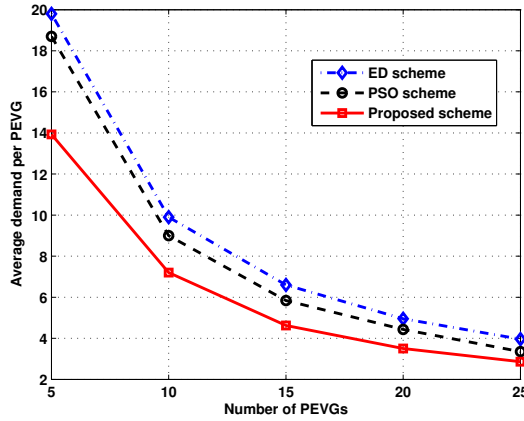


Fig. 8: Effect of the number of PEVGs in the network on the average demand of a PEVG.

scheme). Clearly, Fig. 8 shows that the proposed scheme leads to better energy utilization than either the PSO or ED scheme.

In Fig. 9, we show the average utility achieved by all three schemes as a function of the number of PEVGs. In this figure, we can see that the average utility per PEVG decreases as N increases for all three schemes. This is due to the fact that the benefit extracted by each PEVG decreases as more PEVGs share the fixed available energy from the grid. However, importantly, Fig. 9 shows that the proposed scheme has a performance advantage at all network sizes which is, on the average, 1.6 times that of the PSO scheme. When compared to the ED scheme, the proposed scheme shows significant improvements for all network sizes, reaching an improvement of up to 3.5 times over the ED scheme for $N = 25$ PEVGs.

In Fig. 10, we assess the average demand of energy per PEVG in a time-varying environment. Here, the state transition of the variable C_t in (30) is modeled as an independent stochastic process [34], due to the random changes in traffic conditions and grid energy from one time instant to another [40]. The state of available energy at the grid at any time t is assumed to be a uniformly distributed random variable in the range $[0.5, 1.5]$

times the average available energy [40]. The capacity of the PEVGs $b_n^t \forall n \in \mathcal{N}$ at $t = 1, 2, \dots, T$, is assumed to be a uniformly distributed random variable in the range $[0.5, 1.5]$ times the average battery capacity [40]. Assuming that the traffic conditions in any PEVG changes every 30 minutes, we have run independent simulations for allocating energy to the PEVGs for eight time slots in peak hours (from 12 pm to 4 pm). The average available energy in the grid is 66 MWh (assuming a range from 33 to 99 MWh), and the variation of energy across time slots is modeled by a uniformly distributed random variable between 0.5 and 1.5 of this amount [40]. Similarly, the random variation in PEVGs' capacity at different time slots is captured assuming a maximum of 55 MWh (for 1000 PEVs in a PEVG) and a minimum of 9.9 MWh (for 300 PEVs) [20].

In Fig. 10 it is shown that the demand of any PEVG varies across time slots due to variation in both satisfaction parameters of the PEVGs and the available energy. However, the minimum energy demand by any PEVG is always well above its minimum battery requirement. For example, the minimum demand by PEVG 4 is 5.5 MWh in time slot 1, which exceeds the minimum battery requirement of a mid-size car, assuming 1000 PEVs are in that PEVG [41].

The change of utility per PEVG in a time-varying environment is shown in Fig. 11 for the proposed, PSO and ED schemes. Fig. 11 shows that the team optimal solution achieved by the proposed scheme leads to an improved average utility for the PEVG when compared to the PSO and ED schemes. However, the improvement varies across time slots due to variations in available energy and the number of PEVs in the smart grid network. As shown in Fig. 11, the average utility achieved per PEVG by our proposed scheme is, on the average, 1.6 times the utility achieved by the PSO scheme and 3.8 times that achieved by the ED scheme.

VII. CONCLUSIONS

In this paper, we have formulated a noncooperative Stackelberg game to study the problem of energy trading between an SG and a number of PEV groups. In this game, the SG chooses its price to maximize its revenue whereas the PEVGs

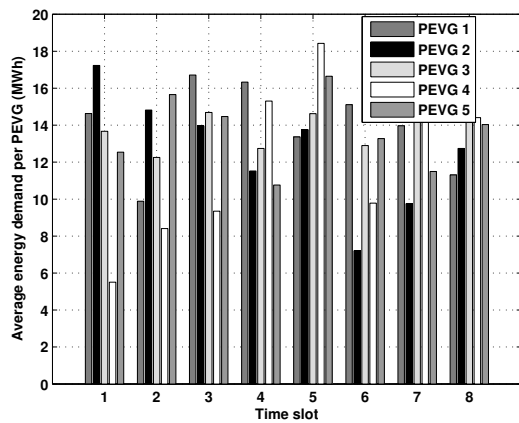


Fig. 10: Average demands of the PEVGs at the GSE for the proposed scheme in a dynamic environment.

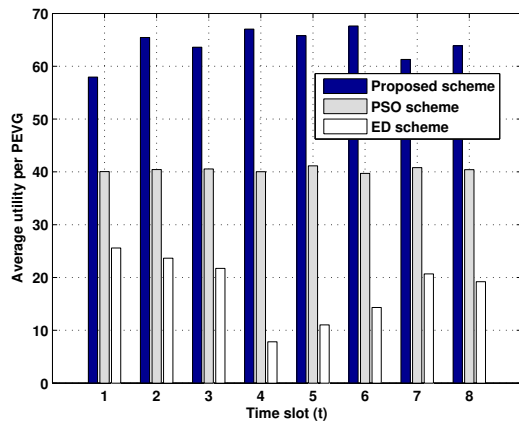


Fig. 11: Comparison of the average utility per PEVG in the dynamic case.

strategically choose the amounts of energy they wish to buy from the grid so as to optimize a tradeoff between the benefit of battery charging and associated costs. We have studied the properties of this solution and we have shown that this game admits a socially optimal generalized Stackelberg equilibrium. We have also extended and analyzed the proposed game in a time-varying environment. To reach the equilibrium of the game, we have proposed a novel algorithm that can be adopted by the PEVGs, in a distributed manner. Simulation results have shown that the proposed approach yields improved performance gains, in terms of the average utility per PEVG, compared to a particle swarm optimization and an equal distribution scheme. Several future extensions can be foreseen for this work, such as handling rapidly changing dynamics or determining the optimal deployment of charging stations depending on a variety of factors such as the parking duration, battery state, and the location of the vehicles.

REFERENCES

- [1] P. Bauer, Y. Zhou, J. Doppler, and N. Stemberge, "Charging of electric vehicles and impact on the grid," in *Proc. 13th International Symposium MECHATRONIKA*, Trencianske Teplice, Jun. 2010.
- [2] N. Rotering and M. Ilic, "Optimal charge control of plug-in hybrid electric vehicles in deregulated electricity markets," *IEEE Trans. Power Syst.*, vol. 26, pp. 1021–1029, 2011.
- [3] A. M. Foley, I. J. Winning, and B. P. O. Gallachoir, "State-of-the-art in electric vehicle charging infrastructure," in *Proc. IEEE Vehicle Power and Propulsion Conference*, Lille, France, Sep. 2010.
- [4] P. Samadi, A. H. Mohsenian-Rad, R. Schober, V. W. S. Wong, and J. Jatskevich, "Optimal real-time pricing algorithm based on utility maximization for smart grid," in *Proc. IEEE International Conference on Smart Grid Communication*, Gaithersburg, MD, Nov. 2010.
- [5] C. Wu, H. Mohsenian-Rad, and J. Huang, "Vehicle-to-aggregator interaction game," *IEEE Trans. Smart Grid*, vol. 3, pp. 434–442, Mar. 2012.
- [6] F. Pan, R. Bent, A. Bercheid, and D. Izraelevitz, "Locating PHEV exchange stations in V2G," in *Proc. International Conference on Smart Grid Communications*, Gaithersburg, MD, Nov. 2010.
- [7] S. Sojoudi and S. H. Low, "Optimal charging of plug-in hybrid electric vehicles in smart grid," in *Proc. IEEE Power and Energy Society (PES) General Meeting*, Detroit, MI, Jul. 2011.
- [8] K. Turitsyn, N. Sinityn, S. Backhaus, and M. Chertkov, "Robust broadcast-communication control of electric vehicle charging," in *Proc. IEEE International Conference on Smart Grid Communications*, Gaithersburg, MD, Oct. 2010.
- [9] K. C. Nyns, E. Haesen, and J. Driesen, "The impact of charging plug-in hybrid electric vehicles on a residential distribution grid," *IEEE Trans. Power Syst.*, vol. 25, pp. 371–380, 2010.
- [10] S. Kqbirch, A. Schmitt, M. Winter, and J. Heuer, "Interconnections and communications of electric vehicles and smart grids," in *Proc. IEEE International Conference on Smart Grid Communications*, Gaithersburg, MD, Oct. 2010.
- [11] R. Couillet, S. Perlaza, H. Tembine, and M. Debbah, "Electrical vehicles in the smart grid: A mean field game analysis," *IEEE J. Select. Areas Commun.*, vol. 30, no. 6, pp. 1086–1096, July 2012.
- [12] W. Su and M. Y. Chow, "Performance evaluation of a PHEV parking station using particle swarm optimization," in *Proc. IEEE Power and Energy Society General Meeting*, Detroit, MI, Jul. 2011.
- [13] C. Hutson, G. K. Venayagamoorthy, and K. A. Corzine, "Intelligent scheduling of hybrid and electric vehicle storage capacity in a parking lot for profit maximization in grid power transactions," in *Proc. IEEE Energy 2030 Conference*, Atlanta, GA, Nov. 2008.
- [14] A. Foley, B. Tyther, and B. Ó. Gallachóir, "Modelling of impacts of electric vehicle charging in the single electricity market," in *Proc. Dubrovnik Conference on Sustainable Development of Energy, Water and Environment System*, Dubrovnik, Croatia, Sep. 2011.
- [15] A. Foley, H. Daly, E. McKeogh, and B. Ó. Gallachóir, "Quantifying the energy & carbon emissions implications of a 10 percent electric vehicles target," in *Proc. International Energy Workshop*, Stockholm, Sweden, Jun. 2010.
- [16] A. Foley, P. G. Leahy, B. Ó. Gallachóir, and E. McKeogh, "Electric vehicles and energy storage: A case study on Ireland," in *Proc. IEEE Electric Vehicle Power and Propulsion Conference*, Dearborn, MI, Sep. 2009.
- [17] P. Palensky and D. Dietrich, "Demand side management: demand response, intelligent energy systems, and smart loads," *IEEE Trans. Ind. Informat.*, vol. 7, pp. 381–388, 2011.
- [18] W. Zhenpo and L. Peng, "Analysis on storage power of electric vehicle charging station," in *Proc. Asia-Pacific Power and Energy Engineering Conference*, Chengdu, China, Mar. 2010.
- [19] P. Stroehle, S. Becher, S. Lamparter, A. Schuller, and C. Weinhardt, "The impact of charging strategies for electric vehicles on power distribution networks," in *Proc. International Conference on the European Energy Market*, Zagreb, Croatia, May 2011.
- [20] M. D. Galus and G. Anderson, "Demand management of grid connected plug-in hybrid electric vehicles (PHEV)," in *Proc. IEEE Energy 2030 Conference*, Atlanta, GA, Feb. 2008.
- [21] W. H. Lin, "A Gaussian maximum likelihood formulation for short-term forecasting of traffic flow," in *Proc. IEEE Intelligent Transportation Systems Conference*, Oakland, CA, Aug. 2001.
- [22] T. Başar and G. J. Olsder, *Dynamic Noncooperative Game Theory*. Philadelphia, PA: SIAM, 1999.
- [23] M. Fahrioglu, M. Fern, and F. Alvarado, "Designing cost effective demand management contracts using game theory," in *Proc. IEEE Power Eng. Soc. 1999 Winter Meeting*, New York, NY, Jan. 1999.
- [24] F. Facchinei and C. Kanzow, "Generalized Nash equilibrium problems," *4OR*, vol. 5, pp. 173–210, Mar. 2007.

- [25] D. Ardagna, B. Panicucci, and M. Passacantando, "A game theoretic formulation of the service provisioning problem in cloud systems," in *Proc. International World Wide Web Conference*, Hyderabad, India, Apr. 2011.
- [26] T. Başar and R. Srikant, "Revenue maximizing pricing and capacity expansion in a many-users regime," in *Proc. IEEE International Conference on Computer Communications*, New York, NY, Jun. 2002.
- [27] D. Bertsekas, *Nonlinear Programming*. Belmont, MA: Athena Scientific, 1995.
- [28] M. V. Solodov and B. F. Svaiter, "A new projection method for variational inequality problems," *SIAM J. Control Optim.*, vol. 37, pp. 765–776, 1999.
- [29] F. Tinti, "Numerical solution for pseudo monotone variational inequality problems by extra gradient methods," Website, 2003, <http://dm.unife.it/~tinti/Software/Extragradient/methods/vipsegm.pdf>.
- [30] L. Armijo, "Minimization of functions having continuous partial derivatives," *Pacific Journal of Mathematics*, 1966.
- [31] A. Nedic and U. V. Shanbhag, "Lecture 21: Algorithms for monotone vis projection methods," Website, 2008, https://netfiles.uiuc.edu/angelia/www/ie598ns_lect21_2.pdf.
- [32] P. Y. Nie, L. H. Chen, and M. Fukushima, "Dynamic programming approach to discrete time dynamic feedback Stackelberg games with independent and dependent followers," *Elsevier European Journal of Operational Research*, vol. 169, pp. 310–328, 2006.
- [33] O. Derin and A. Ferrante, "Scheduling energy consumption with local renewable micro-generation and dynamic electricity prices," in *Proc. of The First Workshop on Green and Smart Embedded System Technology: Infrastructures, methods and Tools*, Stockholm, Sweden, Apr. 2010.
- [34] K. Staňková and B. D. Schutter, "Stackelberg equilibria for discrete-time dynamic games part II: Stochastic games with deterministic information structure," in *Proc. International Conference on Networking, Sensing and Control*, Deift, the Netherlands, Apr. 2011.
- [35] B. Tolwinski, "A Stackelberg solution of dynamic games," *IEEE Trans. Automat. Contr.*, vol. AC-28, pp. 85–93, 1983.
- [36] C. Silva, M. Ross, and T. Farias, "Evaluation of energy consumption, emissions and cost of plug-in hybrid vehicles," *Elsevier Energy Conversion and Management*, vol. 50, pp. 1635–1643, Jul. 2009.
- [37] T. Motors, "Roadster innovations: Motor," Website, Feb. 2011, <http://www.teslamotors.com/roadster/technology/motor>.
- [38] C. H. Chen, S. Y. Lin, H. C. Chang, and C. C. Lo, "On the design and development of a novel real-time transaction price estimation system," *Advanced Material Research*, vol. 393-395, pp. 213–216, Nov. 2011.
- [39] C. C. Chan and Y. S. Wong, "Electric vehicles charge forward," *IEEE Power and Energy Magazine*, vol. 2, pp. 24–33, 2004.
- [40] F. Pan, R. Bent, A. Bercheid, and D. Izraelevitz, "Locating PHEV exchange stations in V2G," in *Proc. IEEE First International Conference on Smart Grid Communication*, Gaithersburg, MD, Oct. 2010.
- [41] A. Roussean, N. Shidore, R. Carlson, and V. Frevermuth, "Research on PHEV battery requirements and evaluation of early prototypes," in *Proc. IEEE Advanced Automotive Battery Conference*, Long Beach, CA, May 2007.

PLACE
PHOTO
HERE

Wayes Tushar received his B.Sc. degree in Electrical and Electronic Engineering from Bangladesh University of Engineering and Technology in 2007. He is currently a Ph.D. Candidate at the Research School of Engineering in Australian National University (ANU). From May 2011 to June 2011 he was a visiting student research collaborator at the School of Engineering and Applied Science in Princeton University. He received the best student paper award in the Australian Communications Theory Workshop in 2012. His research interests include smart grid systems, game theory and

signal processing.

PLACE
PHOTO
HERE

Walid Saad received his B.E. from the Lebanese University in 2004, his M.E. in Computer and Communications Engineering from the American University of Beirut in 2007, and his Ph.D degree from the University of Oslo in 2010. From August 2008 till July 2009 he was a visiting scholar at the Coordinated Science Laboratory at the University of Illinois at Urbana Champaign. From January 2011 till July 2011, he was a Postdoctoral Research Associate at the Electrical Engineering Department at Princeton University.

Currently, he is an Assistant Professor at the Electrical and Computer Engineering Department at the University of Miami. His research interests span the areas of game theory, wireless networks, and the smart grid. He was the first author of the papers that received the Best Paper Award at the 7th International Symposium on Modeling and Optimization in Mobile, Ad Hoc and Wireless Networks (WiOpt), in June 2009 and at the 5th International Conference on Internet Monitoring and Protection (ICIMP) in May 2010. He is a co-author of the paper that won the best paper award at the IEEE Wireless Communications and Networking Conference (WCNC) in 2012.

PLACE
PHOTO
HERE

H. Vincent Poor (S'72, M'77, SM'82, F'87) received the Ph.D. degree in EECS from Princeton University in 1977. From 1977 until 1990, he was on the faculty of the University of Illinois at Urbana-Champaign. Since 1990 he has been on the faculty at Princeton, where he is the Michael Henry Strater University Professor of Electrical Engineering and Dean of the School of Engineering and Applied Science. Dr. Poor's research interests are in the areas of stochastic analysis, statistical signal processing, and information theory, and their applications in wireless networks and related fields such as social networks and smart grid. Among his publications in these areas are the recent books *Classical, Semi-classical and Quantum Noise* (Springer, 2012) and *Smart Grid Communications and Networking* (Cambridge University Press, 2012).

Dr. Poor is a member of the National Academy of Engineering and the National Academy of Sciences, a Fellow of the American Academy of Arts and Sciences, and an International Fellow of the Royal Academy of Engineering (U.K.). He is also a Fellow of the Institute of Mathematical Statistics, the Acoustical Society of America, and other organizations. In 1990, he served as President of the IEEE Information Theory Society, and in 2004-07 he served as the Editor-in-Chief of the *IEEE Transactions on Information Theory*. He received a Guggenheim Fellowship in 2002 and the IEEE Education Medal in 2005. Recent recognition of his work includes the 2010 IET Ambrose Fleming Medal, the 2011 IEEE Eric E. Sumner Award, the 2011 Society Award of the IEEE Signal Processing Society, and honorary doctorates from Aalborg University, the Hong Kong University of Science and Technology and the University of Edinburgh.

PLACE
PHOTO
HERE

David Smith is a Senior Researcher at National ICT Australia (NICTA) and is an adjunct Fellow with the Australian National University (ANU), and has been with NICTA and the ANU since 2004. He received the B.E. degree in Electrical Engineering from the University of N.S.W. Australia in 1997, and while studying toward this degree he was on a CO-OP scholarship. He obtained an M.E. (research) degree in 2001 and a Ph.D. in 2004 both from the University of Technology, Sydney (UTS), and both in Telecommunications Engineering. His research interests are in technology

and systems for wireless body area networks; game theory for distributed networks; mesh networks; radio propagation and electromagnetic modeling; MIMO wireless systems; coherent and non-coherent space-time coding; and antenna design, including the design of smart antennas. He also has research interest in optimization for smart grid. He has also had a variety of industry experience in electrical engineering; telecommunications planning; radio frequency, optoelectronic and electronic communications design and integration. He has published numerous technical refereed papers and made various contributions to IEEE standardization activity; and has received a best paper award as first author at 1st International Symposium on Applied Sciences on Biomedical and Communication Technologies, 2008, (ISABEL '08); and has two other conference best paper awards, one as first author and another as co-author.