

Global Adaptive Routing Algorithm Without Additional Congestion Propagation Network

Shaoli Liu, Yunji Chen, Tianshi Chen, Ling Li, Chao Lu
Institute of Computing Technology, Chinese Academy of Sciences

I. INTRODUCTION

ADAPTIVE routing algorithm has been employed in multichip interconnection networks in order to improve network performance. Does a algorithm use local or global network state? This is the key question in adaptive routing. In many traffic patterns, the ignorance of global network state, leading to routing selection based only on local congestion information, tends to violate global load balance. To attack the load balance issue in adapting routing, some global adaptive routing algorithms introduce a congestion propagation network to obtain global network status information, such as Regional Congestion Awareness (RCA) [1] and Destination Based Adaptive Routing (DBAR) [2].

However, the congestion propagation network leads to additional power and area consumption which cannot be ignored. From another view, if we just increase the bandwidth between neighbor nodes with the wires used to build the congestion propagation network, the network performance could be improved as well. In this paper, we propose a global adaptive routing algorithm without employing the additional congestion propagation network. Our algorithm obtains the global network state in a novel way, and can offer significant improvement than the base-line local adaptive routing algorithm (xy-adaptive algorithm which selects routing based on local congestion information in each hop) for both medium and high injection rates.

In wormhole flow control, all the routing information (flit id, source node id, destination node id, vc id and address) is contained in head flit, and data is carried in body flits. As a result, there are always many free bits in the head flit, especially when the bandwidth is 128-bits which is normal in interconnection network design. Then, we can use these free bits in the head flit to propagate global congestion information but not increase the number of flits.

II. RELATED WORK

Oblivious routing, in which the packets are routed without regard for the network congestion state, is simple to implement and analyze []. It is straightforward to compute the ideal, worst and average case behavior of the oblivious routing algorithm on any traffic pattern [].

An adaptive routing algorithm selects among alternative paths to deliver a packet, by using information of the network congestion state, typically virtual channel occupancies []. It has already been successfully used in many commercial multi-processor processors [].

Theoretically, a good adaptive routing algorithm should have better performance than an oblivious routing algorithm, since the interconnection networks often have burst injection rates [] and the network congestion state information which could only be known at run time is not available to the oblivious algorithm. However, practically, many adaptive routing algorithms have poorer worst-case performance than oblivious algorithm []. This is largely because of the local nature of these adaptive routing algorithms, that they just use local network congestion state when making a routing decision. As a result, this shortsighted manner which balances local load often results in global imbalance.

Regional Congestion Awareness (RCA) is the first algorithm to solve the shortsighted problem of adaptive routing algorithm by utilizing the non-local congestion state []. To attack the global load balance issue, the authors present a congestion propagation mechanism by employing an additional congestion propagation network. However, mechanism used in RCA introduces redundant congestion information in congestion calculation, which significantly reduce the quality of congestion awareness.

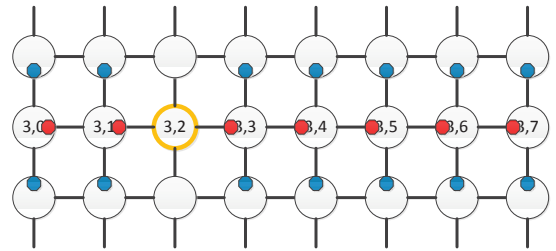


Fig. 1. Congestion information propagated by the additional network.

In order to eliminate excess congestion information, Destination-Based Adaptive Routing (DBAR) employs a congestion information propagation network, by which each router forwards the number of available VCs to other routers in the same dimension. While, because of the restriction of the wire-width of the congestion information propagation network connecting neighbor routers, insufficient congestion information is propagated. As shown in Fig. 1, in horizontal dimension, only the congestion states of the red ports (E(3,0) E(3,1) W(3,3) W(3,4) W(3,5) W(3,6) and W(3,7)) are propagated to router (3,2), each port one bit. While, we found in our experiments, the congestion states of the blue ports in Fig. 1 are also very useful for the routing decision of node (3,2) in horizontal dimension, which are not propagated to router (3,2) in DBAR

algorithm.

In our adaptive routing algorithm, we send the congestion information without employ the congestion propagation network which leads to additional power and area consumption that can not be ignored. Furthermore, we propagate much more sufficient congestion information than the DBAR algorithm, which leads to significant improvement. And Our proposed algorithm provides deadlock avoidance based on Duatos theory [1].

III. ALGORITHM

We will introduce our global adaptive routing algorithm in two steps:

- How to propagate global congestion information.
- How to use global congestion information.

We restrict our algorithm to mesh topology and minimal routing, but the general ideas presented in this paper could be applied to other topologies and non-minimally routing as well.

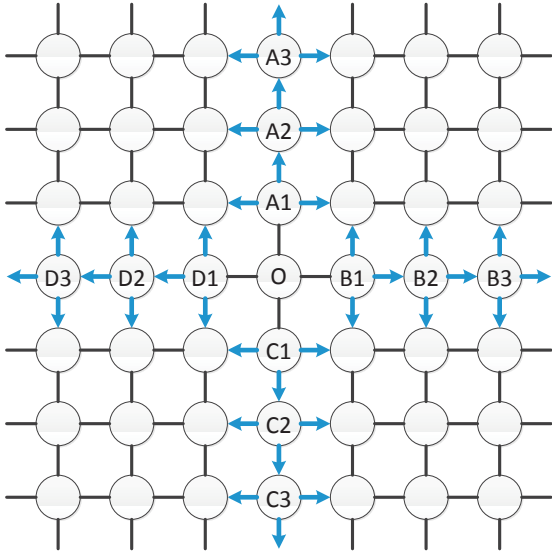


Fig. 2. The global congestion information (the blue arrows express the direction of the congestion information) stored by node O.

A. Congestion Information

As shown in Fig. 2, the node O collects and stores the congestion information of the nodes in the same col or row. Because the congestion information of nodes far away form node O is useless, we just look ahead as far as three hops. And take node A2 as an example, since the congestion information of the down port of node A2 is not useful for node O, node O only stores the congestion information of the other three ports.

In our experiments, we use only 1 bits to express the congestion information. We set the virtual channel number of each port as 8, and if more than 4 virtual channels are occupied, the congestion information is set to 1, else to 0. This is not just to save bits, and we found in our experiments, 1 bits could get better performance than 3 bits.

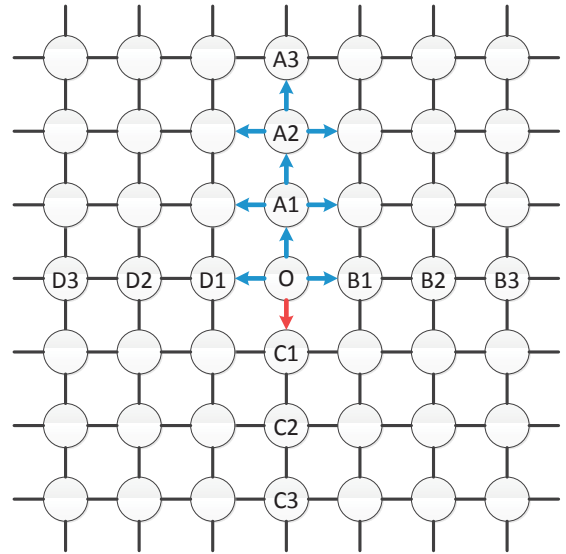


Fig. 3. The global congestion information (the blue arrows) carried by the packets send form down port (the red arrow) of node O.

As show in Fig. 3, each time node O sends a packet from a port (take down port as an example, the red arrow in Fig. 3), we put the congestion information of three other ports of node O and the congestion information of node A1 and A2 collected by node O (the blue arrows in Fig. 3) in the head flits. We only use 9 free bits in the head flits, so the amount of flits is not increased. And each time receiving a head flit, node O updates the congestion information table with the congestion information carried by it.

B. Routing

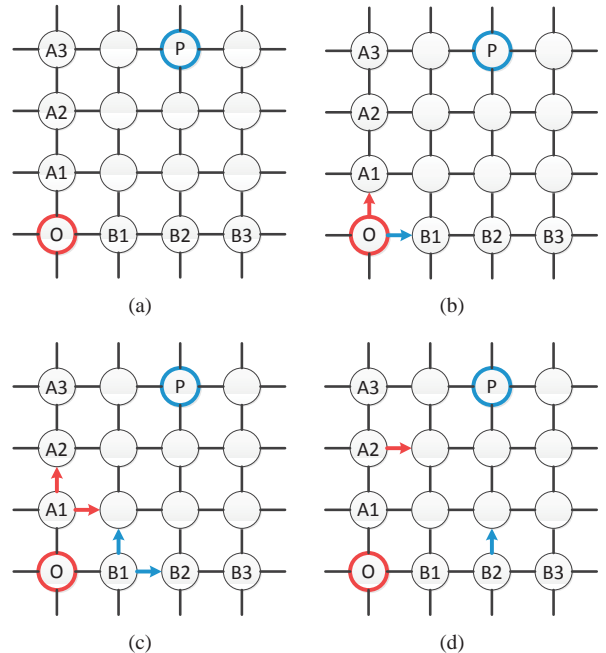


Fig. 4. An example of our routing algorithm. (a) destination. (b) step 1. (c) step 2. (d) step 3.

As shown in Fig. 4(a), a packet at node O need to be sent to node P. First, as shown in Fig. 4(b), we compare the 1 bit congestion information of up port (red arrow) and right port (blue arrow) of node O. If the congestion information bits of the two ports are not equal, then take the direction with smaller congestion information bit as the out direction and the routing algorithm is end. Otherwise, look ahead one hop in each direction as shown in Fig. 4(c). We add congestion information of up port and right port of node A1 (red arrows) and B1 (blue arrows) respectively, and compare the two sum in the same way as the step 1. If the routing algorithm is not end in step 2 either, then we look ahead one more hop until reach the border (because we use minimal routing, border means the farthest hop could be transmitted in a direction) in any direction. As shown in Fig. 4(d), B2 is the border of the right direction. Because the right port of node B2 can not be used by this packet, we only compare the congestion information of up port of B2 (blue arrow) and right port of A2 (red arrow). If the congestion information are always the same until we reach a border, then we will take a random direction as the output.

IV. EXPERIMENT RESULTS

We use the same simulator (booksim) and experimental environment (8VCs each port with 5flit buffers each VC, 88 mesh topologies, packet length is uniformly distributed between 1 and 6 flits, 128bits wire width) as the paper DBAR [2] used. But now we only have the results of synthetic traffic patterns, because we do not have application traces.

As shown in Fig. 5 and 6, our algorithm (NoCPN) have better performance than DBAR on Bit reverse, Shuffle, Bit complement and have almost the same performance on Transpose.

REFERENCES

- [1] P. Gratz, B. Grot, and S. Keckler, "Regional congestion awareness for load balance in networks-on-chip," in *High Performance Computer Architecture, IEEE 14th International Symposium on*, 2008, pp. 203 – 214.
- [2] S. Ma, N. Enright Jerger, and Z. Wang, "Dbar: an efficient routing algorithm to support multiple concurrent applications in networks-on-chip," *SIGARCH Comput. Archit. News*, vol. 39, no. 3, pp. 413–424, 2011.

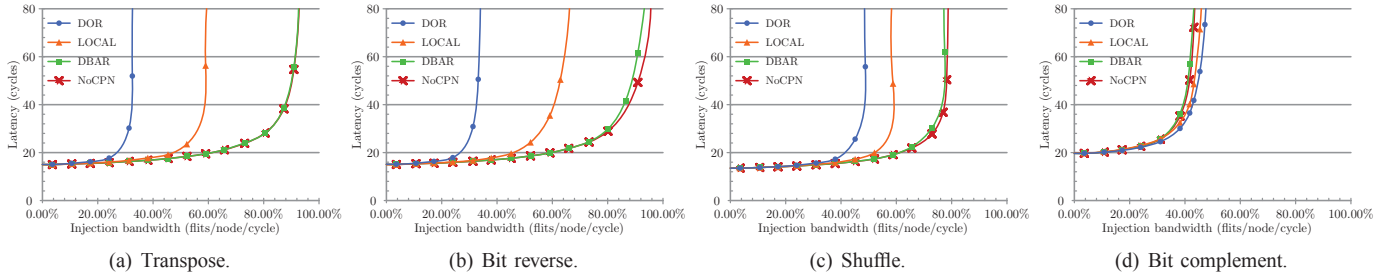


Fig. 5. Routing algorithm performance for 4 x 4 mesh network.

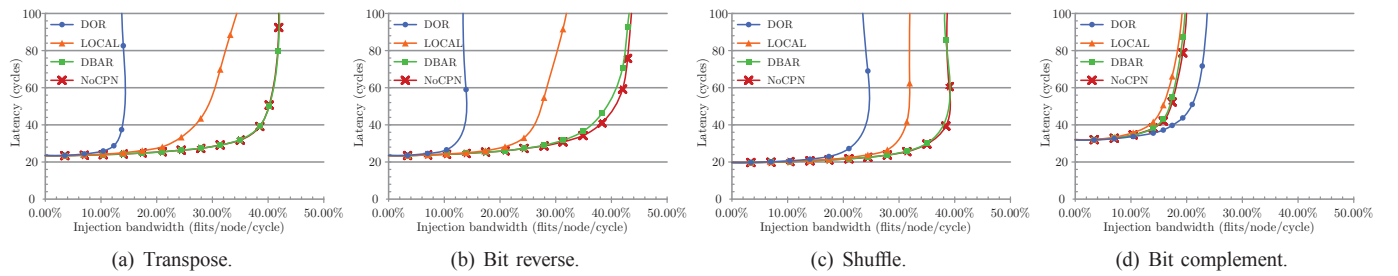
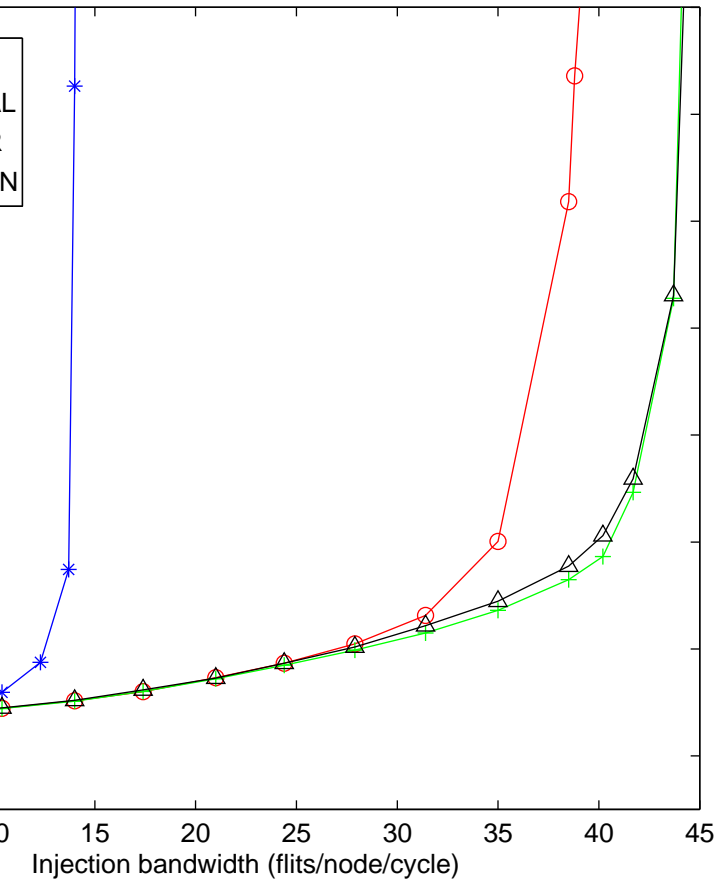


Fig. 6. Routing algorithm performance for 8 x 8 mesh network.

(a) Transpose.



(b) Bit reverse.

