

Re-Weighted ℓ_1 Dynamic Filtering for Time-Varying Sparse Signal Estimation

Adam S. Charles, *Student Member, IEEE* and Christopher J. Rozell, *Member, IEEE*

Abstract

Signal estimation from incomplete observations improves as more signal structure can be exploited in the inference process. Classic algorithms (e.g., Kalman filtering) have exploited strong dynamic structure for time-varying signals while modern work has often focused on exploiting low-dimensional signal structure (e.g., sparsity in a basis) for static signals. Few algorithms attempt to merge both static and dynamic structure to improve estimation for time-varying sparse signals (e.g., video). In this work we present a re-weighted ℓ_1 dynamic filtering scheme for causal signal estimation that utilizes both sparsity assumptions and dynamic structure. Our algorithm leverages work on hierarchical Laplacian scale mixture models to create a dynamic probabilistic model. The resulting algorithm incorporates both dynamic and sparsity priors in the estimation procedure in a robust and efficient algorithm. We demonstrate the results in simulation using both synthetic and natural data.

I. INTRODUCTION

Collecting data can be an expensive process, especially for high-dimensional time-varying signals. In many applications we wish to significantly reduce the burden on the front-end measurement process while still accurately estimating a signal (or state) of interest. One tenet of modern signal processing is that decreasing the number of observations requires exploiting more signal structure in the inference process to get quality estimates. Two sources of signal structure that have been especially successful in many applications are dynamics (e.g., temporal regularity) and sparsity (e.g., compressibility in a basis at a given time).

Manuscript received August 1, 2012. This work was supported in part by NSF grants CCF-0830456 and CCF-0905346.

A. Charles and C. Rozell are with the School of Electrical and Computer Engineering, Georgia Institute of Technology, Atlanta, GA, 30332-0250 USA (e-mail: acharles6,crozell@gatech.edu). The authors would like to thank S. Asif and A. Kressner for valuable feedback. Preliminary work was presented in [1]

Using the language of mathematics, we focus on the problem of estimating the time-varying state $\mathbf{x}_n \in \mathbb{R}^N$, that evolves according to a Markov process

$$\mathbf{x}_n = f_n(\mathbf{x}_{n-1}) + \boldsymbol{\nu}_n, \quad (1)$$

where $f_n(\cdot) : \mathbb{R}^N \rightarrow \mathbb{R}^N$ is the operator (assumed known) describing the system evolution with some error $\boldsymbol{\nu}_n \in \mathbb{R}^N$ (called the *innovation*). The state is assumed to be hidden and is estimated from noisy linear measurements $\mathbf{y} \in \mathbb{R}^M$:

$$\mathbf{y}_n = \mathbf{G}_n \mathbf{x}_n + \boldsymbol{\epsilon}_n, \quad (2)$$

where $\mathbf{G}_n \in \mathbb{R}^{M \times N}$ is the (known but potentially time-varying) measurement matrix with some error $\boldsymbol{\epsilon}_n \in \mathbb{R}^M$. When the number of unique measurements is identical to the size of the state ($M = N$ and \mathbf{G}_n is full rank), the measurement matrix is invertible and state estimation at each time step is straightforward. In the more interesting (and realistic) case the number of measurements at each time step is significantly less than the number state parameters ($M \ll N$) and \mathbf{G}_n is singular. Under these conditions, quality estimates require regularization using a model of the signal structure.

Knowledge of the dynamic operator $f_n(\cdot)$ is obviously powerful and has been used to regularize classic estimation techniques for decades. In this work, we focus on causal estimation (known as *filtering*) where the current state is estimated from past and present measurements. While a number of schemes have been established to use system dynamics as a prior distribution for state estimation, the predominant set of tools stem from the seminal work by Kalman in the 1960's [2]. The classic Kalman filter is an optimal and causal estimator for the special case of linear dynamics ($f(\cdot)$) and Gaussian statistics (measurement errors, innovations, and the prior on the initial state \mathbf{x}_0). The Kalman filter uses a one-step update that combines the current measurement, the past state estimate, and the covariance matrices of the random quantities (the measurement noise, the innovations, and the previous state estimate). The astonishing feature of this estimator is that the estimate is globally optimal (i.e., optimal conditioned on all past measurements) because the propagating covariance estimates are sufficient to capture the entire model statistics at the current state under the linear and Gaussian assumptions. If the assumptions of the model are satisfied, the state estimates will continue to improve at each iteration until the fundamental noise floor is reached (regardless of the number of measurements per iteration).

The past decade of work in signal and image processing has demonstrated the power of leveraging the non-Gaussian statistics present in many natural signal families. In particular, outside of the dynamic estimation regime, signal priors based on the notion of sparsity have lead to state-of-the-art performance

in many linear inverse problems (e.g., undersampling, inpainting, denoising, compressed sensing, etc. [3]) across several different application domains (e.g. natural images [3], audio [4], hyperspectral imagery [5], etc.). In this paradigm, a static signal \mathbf{x} is assumed hidden and is only observed through a linear measurement process¹: $\mathbf{y} = \Phi\mathbf{x} + \epsilon$. In contrast to the classical technique of using a least-squares estimate (e.g., corresponding to a Gaussian prior on the state), state-of-the-art approaches tend to perform a penalized least-square estimate, stated generally as

$$\hat{\mathbf{x}} = \arg \min_{\mathbf{x}} \left[\|\mathbf{y} - \Phi\mathbf{x}\|_2^2 + \gamma C(\mathbf{x}) \right], \quad (3)$$

where γ trades off between mean-squared error and a cost function $C(\cdot)$ that prefers signals that are sparse in a given basis \mathbf{W} . The sparsity model has received significant attention in the recent results on compressed sensing (CS) [6], [7], where this low-dimensional structure has been particularly successful as a strong regularizer to overcome a lack of measurements (discussed in detail in Section II-A).

While estimation approaches separately exploiting signal structure from dynamics and sparsity have been enormously successful, there is comparatively little work incorporating both types of information jointly. Sparsity priors are often more realistic than Gaussian assumptions for natural signals and can be especially effective for high-dimensional signals where Kalman approaches are computationally inefficient (due to storing and inverting large matrices). On the other hand, temporal regularity can be the strongest source of information about a signal, and Kalman approaches exploit this successfully using straightforward computations. Given the success of each of these models individually and the different types of signal structure they capture, there are many applications (e.g., CS for video, dynamic MRI, etc.) where one can reasonably expect significant potential gains from jointly leveraging both types of signal structure.

The previous work integrating sparsity models into dynamic estimation has not yet followed the spirit of the successful Kalman filter by propagating higher-order statistics from one time step to the next in a way that is well-matched to the assumptions of the problem.² In this work we propose a causal estimation method for dynamic sparse signals that propagates higher-order statistics to integrate uncertainty naturally into the sparse inference process. Specifically, we make use of hierarchical probabilistic models [9] that

¹For static problems we will use Φ as the observation matrix and for dynamic problems we will use \mathbf{G} in order to better differentiate the two cases.

²As is pointed out in [8], propagating a covariance matrix is no longer necessarily the correct or optimal method once the assumptions of the Kalman filter are not met. Instead, such a matrix is no more special than a simple parameter matrix, which may or may not assist in the signal estimation.

allow for modulations in the sparse estimation problem to account for information from previous time steps. This algorithm is based on the re-weighted ℓ_1 (RWL1) optimization program [10], [11] that has been successful in static sparse signal estimation and is more computationally efficient than many alternative approaches (e.g., it does not require storage or inversion of covariance matrices and the fundamental optimizations can leverage recent advances in efficient ℓ_1 optimization). Additionally, this approach is particularly robust to model mismatch (i.e., shot-noise in the innovations). We demonstrate the properties of this approach on both simulated data as well as natural video sequences.

II. BACKGROUND AND RELATED WORK

A. Sparse Signal Estimation

As mentioned above, one of the most successful signal models in modern signal processing has been the sparsity model, characterizing one type of low-dimensional structure in high-dimensional signals. Specifically, in this synthesis model the signal can be written

$$\mathbf{x} = \mathbf{W}\mathbf{z},$$

where the coefficient vector $\mathbf{z} \in \mathbb{R}^{N'}$ is mostly composed of zeros and the dictionary \mathbf{W} may be orthonormal or overcomplete. In the language of Bayesian inference, this model assumes that the prior distribution on \mathbf{z} has *high kurtosis* to encourage coefficients to be zero (or close to zero). The most commonly used prior is for the coefficients to be independent and identically distributed (IID) with the Laplacian distribution

$$p(\mathbf{z}) = \frac{\gamma}{2} e^{-\gamma \|\mathbf{z}\|_1},$$

where γ^{-1} is the variance and $\|\cdot\|_1$ indicates the ℓ_1 norm.³

When the IID Laplacian prior is used in addition to a linear measurement model and white Gaussian noise distributions, the MAP estimate reduces to solving

$$\hat{\mathbf{z}} = \arg \min_{\mathbf{z}} \left[\frac{1}{2\sigma_\epsilon^2} \|\mathbf{y} - \Phi \mathbf{W} \mathbf{z}\|_2^2 + \gamma \|\mathbf{z}\|_1 \right] \quad (4)$$

$$\hat{\mathbf{x}} = \mathbf{W} \hat{\mathbf{z}},$$

where σ_ϵ^2 is the variance of the measurement noise. This optimization program is referred to as Basis Pursuit De-Noising (BPDN) and has been used extensively in the signal processing community over the past decade for signal estimation. BPDN has been a particularly popular approach because of its

³ $\|\mathbf{z}\|_1 = \sum_i |\mathbf{z}[i]|$.

strong performance guarantees (e.g., conditions for equivalence to a combinatorial minimization of the number of non-zero coefficients [12]) and the emergence of many specialized optimization algorithms (e.g. interior point methods [13], [14], homotopy methods [15], gradient projection methods [16], and analog systems [17], [18]). Note also that BPDN jointly estimates the signal support and the coefficient values. If a support set were estimated separately, estimating coefficient values would be trivial (i.e., least squares) but errors in the support set would potentially cause significant unrecoverable errors in the total estimation.

In (4), the variance parameter γ for the coefficient distribution is assumed known and identical for each coefficient. The RWL1 algorithm [10] was introduced to broaden the scope of this model, and was later described [9] in the context of a hierarchical probabilistic model. This probabilistic model, known as the Laplacian scale mixture (LSM), introduces a second layer of random variables $\boldsymbol{\lambda} \in \mathbb{R}^{N'}$ representing the variance of the first level Laplacian coefficients. In short, the LSM allows variable SNR on each coefficient, and infers the coefficient variances instead of assuming they are known and fixed. The LSM uses the Gamma distribution (due to it being a conjugate prior for the Laplacian) as the hyperprior on $\boldsymbol{\lambda}[i]$

$$p(\boldsymbol{\lambda}[i]) = \frac{\boldsymbol{\lambda}^{\alpha-1}[i]}{\theta^\alpha \Gamma(\alpha)} e^{-\boldsymbol{\lambda}[i]/\theta},$$

where $\Gamma(\cdot)$ is the Gamma function and α and θ are parameters for the hyper-priors with $E[\boldsymbol{\lambda}[i]] = \alpha\theta$ and $Var[\boldsymbol{\lambda}[i]] = \alpha\theta^2$.

Assuming $\alpha = 1$ and the Laplacian conditional distribution on the coefficients $p(\boldsymbol{z}[i]|\boldsymbol{\lambda}[i]) = \frac{\boldsymbol{\lambda}[i]}{2} e^{-\boldsymbol{\lambda}[i]|\boldsymbol{z}[i]|}$, the MAP estimate for the full model can be written as

$$\begin{aligned} \{\hat{\boldsymbol{z}}, \hat{\boldsymbol{\lambda}}\} &= \arg \min_{\boldsymbol{z}, \boldsymbol{\lambda}} \|\boldsymbol{y} - \Phi \boldsymbol{W} \boldsymbol{z}\|_2^2 + \sum_i |\boldsymbol{\lambda}[i] \boldsymbol{z}[i]| - \log \left(\sum_i \boldsymbol{\lambda}[i] \right) + \theta^{-1} \sum_i \boldsymbol{\lambda}[i] \quad (5) \\ \hat{\boldsymbol{x}} &= \boldsymbol{W} \hat{\boldsymbol{z}}. \end{aligned}$$

Though this optimization program is difficult to solve directly due to the interaction between $\boldsymbol{\lambda}$ and \boldsymbol{z} , setting up the expectation-maximization (EM) for this estimation [9] results in the RWL1 algorithm where the following equations are iterated until a convergence criteria is met:

$$\hat{\boldsymbol{z}}^t = \arg \min_{\boldsymbol{z}} \|\boldsymbol{y} - \Phi \boldsymbol{W} \boldsymbol{z}\|_2^2 + \lambda_0 \sum_i |\boldsymbol{\lambda}^t[i] \boldsymbol{z}[i]| \quad (6)$$

$$\boldsymbol{\lambda}^{t+1}[k] = \frac{\beta}{|\boldsymbol{z}^t[k]| + \eta}, \quad (7)$$

where t indicates the iteration number and λ_0 , β and η are constants resulting from the hyperprior parameters (which can be set due to model information or to improve algorithmic stability). After the

algorithm is run to completion, the desired signal is reconstructed with $\hat{\mathbf{x}} = \mathbf{W}\hat{\mathbf{z}}$. Several papers have followed up on this RWL1 approach, including description of it as a compromise between ℓ_1 and ℓ_0 minimization [11], [19], and analysis of performance guarantees [20], [21].

Similar to BPDN, RWL1 is still performing joint estimation of the support set and the coefficient values. However, in contrast to BPDN, RWL1 uses a multi-stage estimation procedure that uses information from a previous iteration to try and focus the estimate even more accurately. Note that coefficients with little evidence in the initial iteration will have their corresponding variance decreased so that a future iteration is more likely to try and cluster that coefficient around zero, and coefficients with strong evidence in initial iterations will have their corresponding variance increased to make future iterations more likely to use that coefficient in the support set. By using second order statistics to try and focus the support set estimation, RWL1 gets some benefits from seeking a sparser solution but is still flexible enough to be more robust than a rigid support set estimation.

B. Dynamic Signal Estimation

In dynamic filtering, knowledge of the system dynamics is used to set a prior probability distribution that regularizes the estimation to counteract insufficient measurements.⁴ In the classic Kalman filter setup, this process simplifies dramatically due to the assumption of Gaussian statistics, a linear measurement function and linear system dynamics (i.e. $f_k(\mathbf{x}) = \mathbf{F}_k\mathbf{x}$). In this case, assuming $\nu_k \sim \mathcal{N}(\mathbf{0}, \mathbf{Q})$, the conditional distribution (serving as a prior) on the state at time k in terms of the previous state is $p(\mathbf{x}_k|\mathbf{x}_{k-1}) \sim \mathcal{N}(\mathbf{F}_k\mathbf{x}_{k-1}, \mathbf{Q})$. Similarly, assuming $\epsilon_k \sim \mathcal{N}(\mathbf{0}, \mathbf{R})$, the likelihood on the measurements at time k in terms of the current state is $p(\mathbf{y}_k|\mathbf{x}_k) \sim \mathcal{N}(\mathbf{G}_k\mathbf{x}_k, \mathbf{R})$. Using the Markov property of the state distributions, the joint MAP estimate over all time is

$$\{\hat{\mathbf{x}}_k\}_{k=0\dots n} = \arg \min_{\{\mathbf{x}_k\}_{k=0\dots n}} \left[\sum_{k=0}^n \|\mathbf{y}_k - \mathbf{G}_k\mathbf{x}_k\|_{\mathbf{R},2}^2 + \sum_{k=1}^n \|\mathbf{x}_k - \mathbf{F}_k\mathbf{x}_{k-1}\|_{\mathbf{Q},2}^2 \right], \quad (8)$$

where the kerneled norm is defined as $\|\mathbf{x}\|_{\mathbf{R},2}^2 = \mathbf{x}^T\mathbf{R}^{-1}\mathbf{x}$. Note that the first term in this optimization is a likelihood term encouraging consistency with the measurements, and the second term acts as a regularization prior on each state encouraging consistency with the previous estimate and the assumed dynamics. Unfortunately, this joint state estimation often requires observation over many time steps to adequately regulate the estimate, resulting in large optimization problems and long buffering periods.

⁴While there are many different ways to derive the Kalman filter, we limit the discussion here to a Bayesian inference viewpoint.

To address the high computational cost and buffering time of joint state estimation, the Kalman filter [2] takes an elegant causal filtering approach that estimates only the current state using past estimates and low-rank updates.⁵ Using the basic properties of Gaussian random vectors and linear operators, we can write the marginal distribution on the current state as $p(\mathbf{x}_n) \sim \mathcal{N}(\hat{\mathbf{x}}_{n-1}, \mathbf{F}_n \mathbf{P}_{n-1} \mathbf{F}_n^T + \mathbf{Q})$, where \mathbf{P}_n is the covariance matrix of the previous state estimate. This distribution serves as a prior for the current state, capturing information about all of the previous observations through the previous state estimate and its covariance matrix (which captures all of the uncertainty in that estimate due to the Gaussian assumptions). Thus the Kalman filter only requires the current measurement along with this single prior to infer the current state via the MAP estimate

$$\hat{\mathbf{x}}_n = \arg \min_{\mathbf{x}_n} \left[\|\mathbf{y}_n - \mathbf{G}_n \mathbf{x}_n\|_{\mathbf{R},2}^2 + \|\mathbf{x}_n - \mathbf{F}_n \hat{\mathbf{x}}_{n-1}\|_{\mathbf{F}_n \mathbf{P}_{n-1} \mathbf{F}_n^T + \mathbf{Q},2}^2 \right], \quad (9)$$

which has an analytic solution (known as the Kalman update equations [2]). This causal estimation procedure is depicted in Figure 1(a). Intuitively, the estimator propagates the previous state estimate (and its covariance matrix) through the known system dynamics to get a prediction (i.e., a prior) of the current state. This prior is combined with the likelihood resulting from the current measurement to generate a posterior distribution that can be used to estimate the current state. Though the causal estimator is computationally much simpler than joint estimation and does not suffer from buffering delay, it still calculates the exact same solution for $\hat{\mathbf{x}}_n$ as the joint optimization program in (8).

Unfortunately, the analytic simplicity and optimality guarantees of the Kalman filter are highly dependent on the linear and Gaussian model assumptions. Any deviation from these assumptions makes it impossible to completely characterize the past measurement and estimator uncertainty by simply propagating covariance matrices forward from one estimate to the next. Though not optimal estimators, many heuristic approaches have been introduced that follow the spirit of the Kalman filter while incorporating nonlinear system dynamics or general non-Gaussian structure. For example, the Extended Kalman Filter [22] incorporates (weakly) nonlinear system dynamics by using a linear approximation to $f_n(\mathbf{x})$ in the standard Kalman filter. An alternate approach for highly non-linear functions or non-Gaussian statistics is particle filtering, which uses discrete points (particles) to approximate the relevant distributions. Particles are drawn from a distribution around the previous state estimate and can be propagated through a nonlinear dynamics function, creating estimates of a distribution for the prediction of the current state.

⁵Though we focus on predicting the current state using Kalman filtering, the ideas are easily extendible to estimating past and future states, known as Kalman smoothing and Kalman prediction.

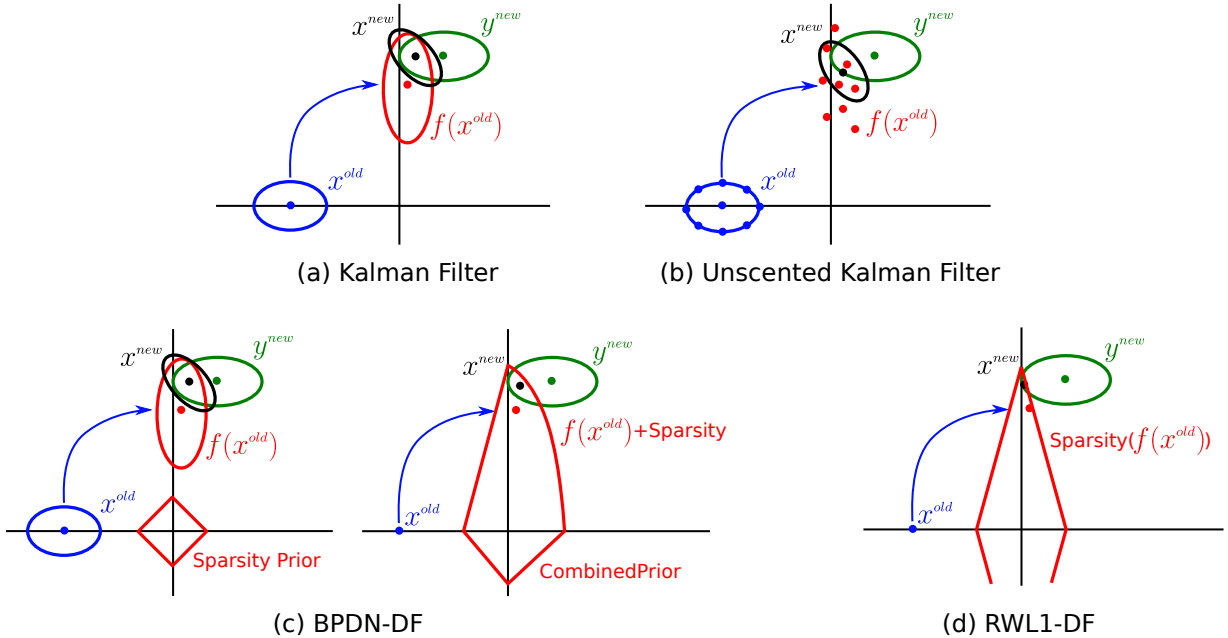


Fig. 1. Information propagation in dynamic filtering algorithms. (a) The standard Kalman filtering equations propagate the mean and covariance (the two quantities needed to propagate Gaussian distributions forward) through the system dynamics to generate a prior distribution for the next state estimate. This prior is used in conjunction with the new measurements through the likelihood function (due to the distribution of the measurement noise) to estimate the new state and its distribution. The extended Kalman filter is similar with a linear approximation to non-linear dynamics. (b) The unscented Kalman filter (and particle filters in general) estimate the prior distribution via a sampling process that empirically approximates the distribution’s moments. (c) Adding the sparsity prior in directly to the Kalman filter optimization (as in BPDN-DF) results in a regularization norm which does not promote sparsity as well as desired. Left: Previous state estimates can still be propagated through the dynamic model to generate a prior that can be combined with an additional prior to encourage sparsity (both in red). Right: Combining the two priors from the left diagrams shows a total signal prior (i.e., due to the prediction and the sparsity penalty) that is curved outward more like an ℓ_2 ball. Due to the convex shape, the total prior is less effective at promoting sparsity than the ℓ_1 ball. (d) In contrast, RWL1-DF uses the previous estimate to set the parameters of a prior that has the diamond-like shape known to promote sparse solutions.

While general particle filtering uses Monte Carlo techniques to draw particles from distributions, the Unscented Kalman filter [23] (depicted in Figure 1(b)) can be viewed as an example of this technique with deterministic methods for drawing the particles. Though particle filtering approaches do seek the true prior distribution, these methods can become intractable in high-dimensional state spaces due to the large number of samples needed to characterize the distributions. While each of these general approaches (and many more) have had some success, no classic techniques explicitly utilize information about sparsity structure in the model that has been so powerful in modern signal processing. In particular, dynamic

estimation algorithms often have difficulty dealing with shot-noise in the innovations, where model errors are often small but occasionally very large (i.e., sparse innovations).

C. Sparsity in Dynamic Signals

With the potential to improve signal estimation in many important application, recent work has begun the important task of incorporating sparsity priors into dynamic signal estimation. Some of these methods take a batch processing approach that uses all measurements to jointly estimate the states over all time (e.g. [24]–[28]). While non-causal approaches are interesting for some applications, we focus here on causal (streaming) filters that estimate the current state sequentially as new measurements become available.

One branch of recent work focuses on using temporal information to generate state estimations via efficient updates, mimicking the Kalman filter’s ability to obtain the new estimate using computationally simple updates on the previous estimate. For example, efficient updates to programs like BPDN (e.g., when a new measurement is taken of a static signal) have been explored using homotopy methods [29], [30]. These methods, while utilizing the dynamic information implicitly to simplify the estimation procedure, do not incorporate explicit temporal structure to improve the quality of the estimate.

Another branch of previous work focuses on using one-step updates to emulate the Kalman filter’s use of temporally local estimates. One approach in this vein attempts to leverage the Kalman estimator directly by using a pseudo-norm in the update equations to encourage sparser solutions [31] and then enforcing an ℓ_1 constraint on the state after the Kalman update. Another approach [32], [33] takes a two-step approach, first performing support estimation using ℓ_1 cost functions and then running the traditional Kalman equations on a restricted support set. Both of these approaches essentially modify the Kalman filter equations directly (including the propagation of covariance matrices), despite the statistics of the problem being highly non-Gaussian. However, many applications which benefit most from sparsity models involve large states, making storage and inversion of full covariance matrices prohibitive. Additionally, while the work in [32], [33] assume sparse innovations (with the condition that the innovations sparsity is much less than even the state sparsity), the robustness to mis-matched innovations has not been explored.

More recent approaches (e.g. [34]–[36]) start from the optimization framework in (8) rather than the specific Kalman update equations, utilizing a restricted dynamic model for the coefficients’ temporal evolution. In these approaches additional norms are appended to the BPDN optimization to enforce the state prediction. Such norm restrictions make explicit assumptions on the innovations statistics (see the discussion in [36]) and are thus less robust to model mismatch. Additional models have considered more direct coefficient transition modeling via Markov models [37], [38] either by utilizing message passing to

propagate support information through time [38] or by using the previous estimate to influence coefficient selection through modified orthogonal matching pursuit (OMP) [37]. These approaches either incorporate restrictive models designed for specific applications [34], [35], [38], have limited robustness due to the fact that they strictly enforce a support set estimate [36], [37] or retain the covariance propagations from the Kalman setting [35]. None of these approaches strike a balance between utilizing dynamic models, adapting to improve robustness to model error, utilizing higher-order statistics native to sparse signal estimation, and retaining the computational efficiency found in either Kalman filtering and optimized BPDN solvers.

Of the previous approaches to time-varying sparse signal estimation, the approach described in [36] and [35] (similar to [25], [34]) is most similar in philosophy to the approach described in this paper. These algorithms add norms that penalize differences between the estimated signal and a prediction based on the previous estimate. The BPDN dynamic filtering (BPDN-DF) in [36] (and similar to one approach in [35]) modifies the BPDN estimator to include a term that enforces consistency with the model prediction from the previous state estimate

$$\hat{\mathbf{x}}_n = \arg \min_{\mathbf{x}_n} \|\mathbf{y}_n - \Phi \mathbf{W} \mathbf{z}\|_2^2 + \gamma \|\mathbf{z}\| + \kappa \|\mathbf{W} \mathbf{z} - f(\hat{\mathbf{x}}_{n-1})\|_q^q, \quad (10)$$

where γ and κ are tradeoff parameters and q represents the norm used to penalize the prediction error. While BPDN-DF shows performance improvements over standard Kalman filters and independent BPDN estimation at each time step (i.e., treating each new state as a static signal by running standard BPDN without temporal information), this estimator essentially relies on passing only first-order information forward at each time in a manner that is inconsistent with the goal of sparse signal estimation. Specifically, Figure 1(c) depicts how the combined prior (the dynamics and the sparsity assumptions together, with or without a covariance matrix) takes a more “rounded” shape. This bulging of the combined prior starts to resemble the ℓ_2 ball, and is in conflict with the geometrical structures known in the community to be necessary to favor sparse solutions (e.g., the ℓ_1 ball) [7], [39]. The fundamental problem with BPDN-DF is that the information propagated across each time step is not well-matched and integrated into the sparse signal model. Our approach attempts to overcome the shortcomings of current methods by preserving the sparsity inducing norm geometry while allowing for arbitrary dynamic models, second order information propagation suitable for high dimensional data, robustness to dynamic model error and computational ease utilizing the vast literature on efficient BPDN implementations.

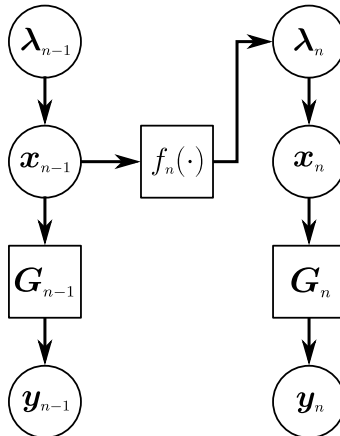


Fig. 2. The RWL1-DF algorithm inserts the dynamic information at the second layer of the LSM model for each time step. The graphical model depicts the model dependencies, where prior state estimates are used to set the hyperpriors for the second level variables controlling the variances (i.e., SNRs) of the state estimates at the next time step.

III. RE-WEIGHTED ℓ_1 DYNAMIC FILTERING

In this section we describe the proposed RWL1-DF algorithm for the general dynamics model in (1) with the linear measurement process in (2). The main idea of the proposed method is to use the rich signal description available in a hierarchical sparsity model to propagate second-order uncertainty in dynamic signal estimation (akin to the covariance matrices in Kalman filtering). This approach leverages the LSM model and its connections to RWL1 optimization to build a computationally efficient causal estimator. The main technical innovation we propose is to use the hyper-priors in the LSM model to inject dynamic information into the sparsity inducing priors, using the variable coefficient SNRs to encourage or discourage (but not force) coefficient activity based on predictions from the previous state estimate. The resulting estimation procedure is depicted in Figure 1(d) and the graphical model is depicted in Figure 2. In contrast to BPDN-DF (e.g. Figure 1(c)), the proposed approach results in an optimization program that naturally uses second-order statistics while retaining the geometric characteristics most effective for encouraging sparse solutions. By modulating the variance of the coefficients being estimated (rather than restricting the support set directly), the proposed approach also demonstrates improved estimation and robustness for sparse states and innovations (i.e., model errors).

Specifically, similar to the original LSM, the proposed model describes the conditional distribution on the sparse coefficients at time k as a zero-mean Laplacian with different variances:

$$\mathbf{z}_k[i] \mid \lambda_k \sim \frac{\lambda_0 \lambda_k[i]}{2} e^{-\lambda_0 \lambda_k[i] |\mathbf{z}_k[i]|}. \quad (11)$$

We also set the scale variables controlling the coefficient variance to be Gamma distributed:

$$\lambda_k[i] \sim \frac{\lambda_k^{\alpha-1}[i]}{\theta_k^\alpha[i] \Gamma(\alpha)} e^{-\lambda_k[i]/\theta_k[i]}, \quad (12)$$

and allow each of these variables to have different means, ($\alpha\theta_k[i] = E[\lambda_k[i]]$) by modifying the value of $\theta_k[i]$.

The expected value of each scale variable is set based on dynamic information from the previous state estimate. In particular, if the model prediction of $z_k[i]$ based on the previous state is large (or small), the variance of that coefficient at the current estimate is made large (or small) by making $\lambda_k[i]$ small (or large). Large variances allow the model flexibility to choose from a wide-range of non-zero values for coefficients that are likely to be active and small variances (with a mean of zero) encourage the model to drive coefficients to zero if they are likely to be inactive. However, by ‘‘encouraging’’ the model through the use of second order statistics (instead of forcing the model to use a particular subset of coefficients through a separate estimation process) the model remains robust and flexible. In this work we specifically choose

$$\theta_k[i] = \xi (|\mathbf{W}^{-1} f_k(\mathbf{W}\hat{\mathbf{z}}_{k-1})[i]| + \eta)^{-1},$$

where $\mathbf{W}^{-1} f_k(\mathbf{W}\hat{\mathbf{z}}_{k-1})[i]$ is the i^{th} coefficient of the previous signal propagated through the dynamics, η is a linear offset and ξ is a multiplicative constant. Note that any general model for the dynamics is allowable and we are not restricting the system to linear dynamical systems. Note also that the absolute values are necessary since λ determines a variance, which must be strictly positive. The parameter η determines the distribution of the variance when the coefficient is predicted to be zero, resulting in $\mathbf{W}^{-1} f_k(\mathbf{W}\hat{\mathbf{z}}_{k-1})[i] = 0$. This parameter reflects the magnitude of the innovations in the erroneous model predictions. The joint MAP estimate of all model parameters becomes

$$\begin{aligned} [\hat{\mathbf{z}}_k, \hat{\boldsymbol{\lambda}}_k] = \arg \min_{[\mathbf{z}, \boldsymbol{\lambda}]} & \|\mathbf{y}_k - \mathbf{G}_k \mathbf{W} \mathbf{z}\|_2^2 + \beta \sum_i |\lambda[i] \mathbf{z}[i]| \\ & - \alpha \sum_i \log(\lambda[i]) + \frac{\lambda_0}{\xi} \sum_i \lambda[i] (|\mathbf{W}^{-1} f_k(\mathbf{W}\hat{\mathbf{z}}_{k-1})[i]| + \eta), \end{aligned} \quad (13)$$

which is identical to the MAP estimate in the LSM except for the appearance of α and the time-dependencies on the parameters.

As in the LSM case, the optimization in(13) is not easily solved jointly for both \mathbf{z}_k and $\boldsymbol{\lambda}_k$, but the model yields a simple form when using an EM approach. The precise steps of the iteration in this case

are

$$\text{E step:} \quad \widehat{\boldsymbol{\lambda}}_k^t = E_{p(\boldsymbol{\lambda}|\widehat{\mathbf{z}}_k^t)} [\boldsymbol{\lambda}] \quad (14)$$

$$\text{M step:} \quad \widehat{\mathbf{z}}_k^t = \arg \min_{\mathbf{z}_k} -\log \left[p \left(\mathbf{z}_k | \widehat{\boldsymbol{\lambda}} \right) \right] \quad (15)$$

where t denotes the EM iteration number and $E_{p(\boldsymbol{\lambda}|\widehat{\mathbf{z}}_k)} [\cdot]$ denotes the expectation with respect to the conditional distribution $p(\boldsymbol{\lambda}|\widehat{\mathbf{z}}_k)$. We can write the maximization step as

$$\widehat{\mathbf{z}}_k^t = \arg \min_{\mathbf{z}} \|\mathbf{y}_k - \mathbf{G}\mathbf{W}\mathbf{z}\|_2^2 + \lambda_0 \sum_i \left| \widehat{\boldsymbol{\lambda}}^t[i] \mathbf{z}[i] \right|, \quad (16)$$

since the MAP optimization conditioned on the λ parameters reduces to a weighted ℓ_1 optimization.

While the expectation step is often difficult to calculate, this model admits a simple closed-form solution. First we can use the conjugacy of the Gamma and Laplacian distributions to calculate the conditional distribution

$$p(\boldsymbol{\lambda}|\mathbf{z}_k) = \frac{p(\mathbf{z}_k|\boldsymbol{\lambda})p(\boldsymbol{\lambda})}{p(\mathbf{z}_k)},$$

which is separable in $\boldsymbol{\lambda}$. We can analytically write this distribution by evaluating

$$\begin{aligned} p(\mathbf{z}_k[i]) &= \frac{\alpha\theta\lambda_0}{2(\theta\lambda_0|\mathbf{z}_k[i]|+1)^{\alpha+1}} \\ &= \frac{\alpha(\xi^{-1}|\mathbf{W}^{-1}f_k(\mathbf{W}\widehat{\mathbf{z}}_{k-1})[i]|+\xi^{-1}\eta)^{-\alpha}}{2(\lambda_0|\mathbf{z}_k[i]|+\xi^{-1}|\mathbf{W}^{-1}f_k(\mathbf{W}\widehat{\mathbf{z}}_{k-1})[i]|+\xi^{-1}\eta)^{\alpha+1}}, \end{aligned} \quad (17)$$

and the expectation can be calculated as

$$\begin{aligned} E_{p(\boldsymbol{\lambda}|\mathbf{z}_k)} [\boldsymbol{\lambda}] &= \frac{(\alpha+1)\theta}{\theta\lambda_0|\mathbf{z}_k[i]|+1} \\ &= \frac{(\alpha+1)\xi}{\xi\lambda_0|\mathbf{z}_k[i]|+|\mathbf{W}^{-1}f_k(\mathbf{W}\widehat{\mathbf{z}}_{k-1})[i]|+\eta}. \end{aligned} \quad (18)$$

Putting the pieces of the EM algorithm above together results in an iterative re-weighted ℓ_1 dynamic filter (RWL1-DF):

$$\widehat{\mathbf{z}}_k^t = \arg \min_{\mathbf{x}} \left[\|\mathbf{y}_k - \mathbf{G}_k\mathbf{x}\|_2^2 + \lambda_0 \sum_i |\boldsymbol{\lambda}_k^t[i]\mathbf{x}[i]| \right], \quad (19)$$

$$\boldsymbol{\lambda}_k^{t+1}[i] = \frac{2\tau}{\beta|\widehat{\mathbf{z}}_k^t[i]|+|\mathbf{W}^{-1}f_k(\mathbf{W}\widehat{\mathbf{z}}_{k-1})[i]|+\eta}, \quad (20)$$

where $\tau = (\alpha+1)\xi$ is a constant scaling value, $\beta = \lambda_0\xi$ can be interpreted as a tradeoff between the measurement and the prediction, and the signal of interest can again be recovered via $\widehat{\mathbf{x}}_k = \mathbf{W}\widehat{\mathbf{z}}_k$. The resulting optimization procedure looks nearly identical to the static RWL1 algorithm except that the denominator in the $\boldsymbol{\lambda}$ update contains a term depending on the previous state. This term encourages

smaller λ values (i.e., higher variances) in the elements that are predicted to be highly active according to $f_k(\hat{\mathbf{x}}_{k-1})$. This graduated encouragement of coefficients selected by the prediction (rather than direct penalization) allows the algorithm to perform especially well when the states and innovations are sparse while retaining good performance when the innovations are denser. Furthermore, the simple form means that the explosion of recent work in ℓ_1 optimization methods can be leveraged for computationally efficient recursive updates. In particular, since no covariance matrix inversion is required and many modern ℓ_1 estimation methods require only matrix multiplication (and no inversion), this approach is also amenable to high-dimensional data analysis.

IV. RESULTS

While the RWL1-DF inference scheme is a general inference tool with many potential applications, we focus our evaluation purposes on CS recovery. Compressive sensing offers systematic ways to specify inference problems (ratios of M to N with respect to the signal sparsity) that are very challenging for static inference techniques and adequate estimates require exploiting dynamic information. In the examples below we use both a stylized scenario with synthetic data and an example on a natural video sequence.

In all simulations, we compare the performance of RWL1-DF to the performance of independent BPDN (BPDN applied independently at each time step with no temporal information) and independent RWL1 (RWL1 applied independently at each time step with no temporal information) to highlight the benefit of including dynamic information. We also compare to the BPDN-DF (BPDN modified, as in Equation (10) [35], [36], to include additional norms which match the signal statistics: a ℓ_1 norm on the prediction error for the simulated data and a ℓ_2 norm on the prediction error for the video sequence) due to its similarity in implementation and philosophy to the RWL1-DF.

Standard Kalman filtering is not shown here because it performs very poorly in these type of simulations (i.e., it doesn't converge to a stable estimate with these sparse statistics) [36]. Furthermore, we do not compare to other methods highlighted in Section II-C (or other Kalman filter extensions) due to their incompatibility with the example scenarios presented here. These algorithms may not support arbitrary dynamic models (i.e., they have an incompatible signal models such as implicit assumptions that the system dynamics are the identity function) and require prohibitive computations such as inverting full covariance matrices for very high-dimensional data.

A. Synthetic Data

To explore the performance and robustness of RWL1-DF in detail, we first simulate inference on synthetic data where there is “ground truth” available and we can make controlled variations to the data characteristics. In this data, we generate dynamically changing hidden states by applying a different random permutation and scaling operator at each time step (i.e., F_k is a known but different random permutation matrix at each k). While linear dynamics models are not required in the model assumptions, this simple test captures the model notions of sparse state elements that have changing support locations and values with time. The simulated dynamics also include a sparse innovations term (i.e., dynamic model error) by mapping a small number (p) of coefficients to an incorrect permutation. This process simulates an innovation that is $2p$ -sparse (one “missing” and one “extra” coefficient per incorrect permutation), which allows us to evaluate the algorithm’s robustness to the type of shot noise that is particularly challenging for Kalman filter techniques.

With these simulated dynamics, we create length-500 ($N = 500$) sequences that are 20-sparse ($S = 20$). The vectors are observed with Gaussian measurement matrices (with normalized columns) that are independently drawn at each iteration, and we add Gaussian measurement noise with variance $\sigma_\epsilon^2 = 0.001$. We vary the number of measurements to observe the reconstruction capability of the algorithm in highly undersampled regimes, but the number of measurements is always constant within a trial. All simulations average the results of 40 independent runs and display reconstruction results as the relative mean-squared error (rMSE):

$$\frac{\|\mathbf{x}_k - \hat{\mathbf{x}}_k\|_2^2}{\|\mathbf{x}\|_2^2}. \quad (21)$$

For independent BPDN, at each iteration we use the value $\lambda = 0.55\sigma_\epsilon^2$. For independent RWL1 we use $\lambda_0 = 0.0011$, $\tau = 1$ and $\nu = 0.01$. For BPDN-DF we use $\gamma = 0.5\sigma_\epsilon^2$ and $\kappa = 0.001/(p+1)$. For RWL1-DF we use $\lambda_0 = 0.0011$, $\tau = 1$ and $\nu = 1 - 2p/S$. These parameters were optimized using a parameter sweep.

Figure 3(a) shows a single trial with $M = 70$ measurements and $2p = 6$ innovation errors at each time step. The estimation for BPDN-DF and RWL1-DF improves with time and converges to steady state values, indicating that both approaches are exploiting useful dynamic information to sequentially improve over time (in contrast to the methods that do not incorporate dynamic information, as expected). Note that RWL1-DF reaches substantially lower steady-state recovery error than BPDN-DF, illustrating the net improvements gained by using second-order statistics in the estimation.

To explore the performance of RWL1-DF, Figure 3(b) displays the results of varying the number of measurements while holding $p = 3$. While performance for all algorithms is comparable for large

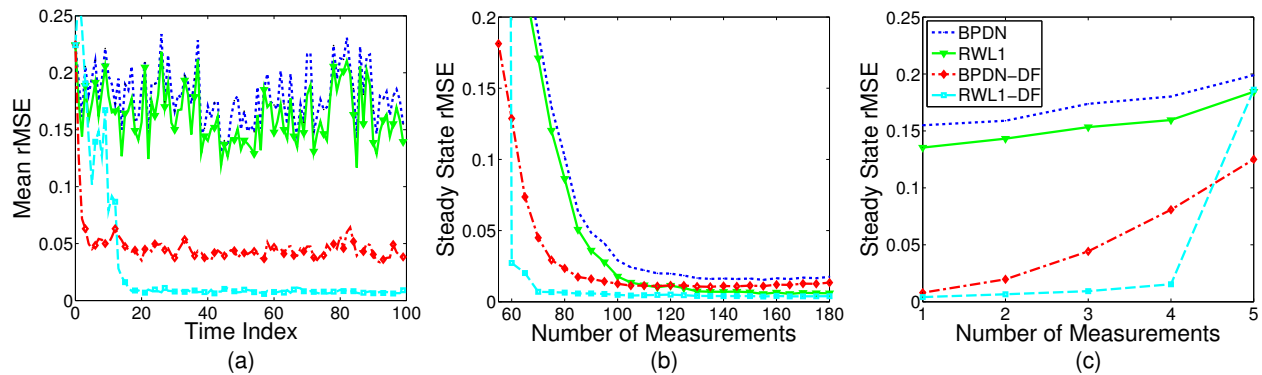


Fig. 3. Behavior of the RWL1-DF algorithm on synthetic data. (a) RWL1-DF converges over time to a lower mean rMSE than static sparse estimation or BPDN-DF. Shown for $M = 70$, $N = 500$, $S = 20$ and $p = 3$. (b) When sweeping the number of measurements M for $N = 500$, $S = 20$, and $p = 3$, we observe that RWL1-DF retains lower rMSE values for low numbers of per-iteration measurements. Each point is the average steady state rMSE over 40 independent trials. (c) RWL1-DF is also more robust to model mismatch in the innovation statistics. Shown here for different innovations sparsity p for $M = 70$, $N = 500$, and $S = 20$. Each data point is the result of averaging the steady-state rMSE over 40 independent trials. Note that when BPDN-DF starts to perform better ($p = 5$), the innovations are actually half of the total support set and a Gaussian innovations model may be more accurate than a sparse innovation model.

numbers of measurements, it is clear that exploiting temporal information can improve performance in the undersampling regime. In particular, RWL1-DF is able to sustain virtually the same steady-state rMSE down to much more aggressive levels of undersampling than even BPDN-DF.

Finally, we explore the robustness of each algorithm to model errors by fixing the number of measurements ($M = 70$) and varying the sparsity of the innovations p . Figure 3(c) shows the results, illustrating that RWL1-DF uses the second-order statistics to sustain better performance than BPDN-DF when the innovations are sparse (i.e., shot noise). We note that when $p > 4$ and BPDN-DF achieves lower rMSE, the total number of model errors is 50% of the signal sparsity and may be better approximated by a dense (i.e., non-sparse) innovations model. We note that due to the method of simulating the sparse innovations, the total energy slightly increases when p is higher, accounting for slightly degraded performance for even the independent cases. Despite even this model mismatch, RWL1-DF does not degrade nearly as fast with respect to increasing p .

B. Natural Video Sequences

To test the utility of RWL1-DF on natural signals, we explore its performance on a portion (128×128 pixels) of the standard Foreman video sequence⁶ that has been compressively sampled. In this case, we take the time-varying hidden state \mathbf{x}_n to be the wavelet (synthesis) coefficients at each frame of the video. While the true frame-by-frame dynamics of natural video are likely to be complex and non-linear, for this simulation we use a simple first-order model predicting that the coefficients will remain the same from one frame to the next: $f_{\mathbf{x}}(k) = \mathbf{x}$ for all k . We note that RWL1-DF is not specialized to this simple model, and any advanced efforts to build a more accurate model of the state dynamics in natural video could be easily incorporated. To illustrate the effects of the representation (especially in this simple dynamics model), we run two separate simulations using both the orthonormal Daubechies wavelet transform (DWT) and a four-times overcomplete dual-tree discrete wavelet transform (DT-DWT) [40]. Compared to the DWT, we expect the redundancy in DT-DWT to produce higher levels of sparsity, which will improve CS recovery overall. Furthermore, we also expect the DT-DWT to be more shift-invariant, leading to better performance of the simple dynamics model that assumes stationary coefficients from frame to frame.

We simulate CS measurements by applying a subsampled noiselet transform⁷ [41] to each frame, taking $M = 0.27N$ measurements per frame where $N = 128^2$. In the DWT recovery we use the following parameters: $\lambda = 0.01$ for BPDN, $\lambda_0 = 0.001$, $\tau = 0.05$ and $\nu = 0.1$ for RWL1, $\gamma = 0.01$ and $\kappa = 0.4$ for BPDN-DF, and $\lambda_0 = 0.001$, $\tau = 0.2$, $\beta = 1$ and $\nu = 0.2$ for RWL1-DF. In the DT-DWT recovery we use the parameters $\lambda = 0.001$ for BPDN, $\lambda_0 = 0.11$, $\tau = 0.2$ and $\nu = 0.1$ for RWL1, $\gamma = 0.01$ and $\kappa = 0.2$ for BPDN-DF, and $\lambda_0 = 0.003$, $\tau = 4$, $\beta = 1$ and $\nu = 1$ for RWL1-DF. Again, we found these parameter setting through a parameter sweep. We solve all optimization programs using the TFOCS package [42] due its superior stability during RWL1 optimization and the ability to use implicit operators for matrix multiplications.

Figure 4 shows the recovery of 200 consecutive frames of video. As expected, we see that all algorithms perform better in the DT-DWT case than the DWT case due to the increased sparsity of the representation (DT-DWT representations used approximately 62% of the coefficients necessary in the DWT). In both cases, RWL1-DF converges to the lowest steady-state rMSE and is able to largely sustain

⁶The Foreman sequence is available at: <http://www.hlevkin.com/TestVideo/foreman.yuv>

⁷We use the noiselet transform because it can be computed with an efficient implicit transform and has enough similarity to a random measurement that it works well in CS.

that performance over the sequence. In contrast, BPDN-DF cycles through periods of good performance and poor performance, sometimes performing worse than not using temporal information at all. In essence, BPDN-DF is not robust to model errors, and each time there is motion in the scene (violating the simple dynamics model) the algorithm has to re-converge. The RWL1-DF does not exhibit this performance oscillation because the use of second-order statistics to propagate temporal information is less rigid, allowing for more robustness when the model is in error. As expected, while BPDN-DF is still susceptible to model errors, the fragility in BPDN-DF is somewhat mitigated when using the DT-DWT because the simple model is more accurate in this case.

To summarize the performance over the entire video sequence, Figure 5 shows histogram plots of the rMSE values over the 200 frames for each recovery process. The mean and median for each histogram are represented by the green dashed line and the red arrow respectively. As expected, the algorithms with no temporal information are immune to errors in the dynamic model (since it is not used), reflected in the fact that the mean and median are virtually the same in each of these cases. However, with BPDN-DF the errors are much more spread out, achieving nearly the same median error as the independent algorithms and having a much higher mean error due to the large excursions. In other words, unless a more accurate (and complex) dynamic model can be used, BPDN-DF actually may be a worse choice than not using any temporal information at all. In contrast, RWL1-DF shows a much tighter distribution of errors, having a mean and median significantly lower than the other approaches. Additionally the statistics for the RWL1-DF do not change much with the loss of redundancy (and therefore the accompanying temporal regularity), indicating that similar performance can be achieved with smaller state spaces.

V. CONCLUSIONS

In this work we propose a causal dynamic inference scheme for sparse models that reflects the spirit of Kalman filtering by propagating second-order statistics in a computationally efficient recursive update. This approach is based on hierarchical probabilistic models, and attempts to integrate the temporal information leveraged in dynamic filtering with the sparse signal structure that has been so successful in modern signal processing. We demonstrate that this algorithm achieves superior reconstruction rates and more robustness to sparse model mismatch (i.e., shot noise) than other comparable schemes.

In addition to improving recovery performance, RWL1-DF has the further advantage of being computationally efficient. There is no need to calculate or store full covariance matrices as required in Kalman filtering-based approaches, making it more appropriate for high-dimensional data such as large video

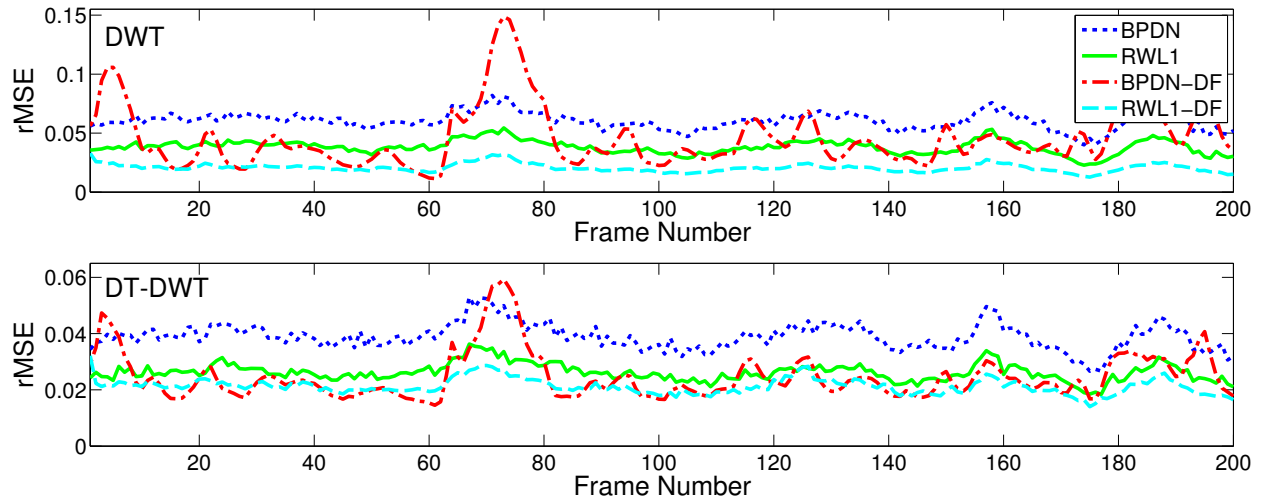


Fig. 4. CS recovery of the full Foreman video sequence shows that RWL1-DF is more robust to changes in the video sequence. Each curve represents the rMSE for recovery from subsampled noiselets ($M/N = 0.27$) using either a DWT (top) or a DT-DWT (bottom) as the sparsifying basis. The independent BPDN recovery (dotted blue curve) and the independent re-weighted BPDN (solid green curve) retain a steady rMSE over time. RWL1-DF (dashed cyan curve) converges on a lower rMSE than either time-independent estimation and remains at approximately steady-state for the remainder of the video sequence. BPDN-DF (the dot-dash red curve) can converge to low rMSE values, but is highly unstable and can yield very poor results when the model is not regular. While moving from the four-times overcomplete DT-DWT to the DWT, all algorithms except RWL1-DF (but especially BPDN-DF) suffer in performance due to the dynamic signal model being more inaccurate.

sequences. Instead, RWL1-DF only requires storage of a set of variances that is the same size as the number of variables (instead of the square of this dimension as required by a covariance matrix). The core computations of this approach center around RWL1 optimization, meaning that it can take advantage of modern software packages for efficient ℓ_1 minimization (e.g. TFOCS or NESTA [42], [43]) that often exploit implicit operators (instead of explicit matrices). Though multiple ℓ_1 minimization problems must be solved for the EM algorithm at each time step, our experience was that no more than 10 (and usually no more than 5) iterations of the EM algorithm must be performed at each time step to converge. Recent applications of homotopy algorithms could further improve the speed of performing RWL1 via low rank updates [44]. In addition to the digital efficiency, the RWL1-DF can benefit from recent advances in analog implementations of optimization programs. Analog designs and small-scale implementations have been shown for solving BPDN in a fraction of the time of digital solvers [18] and a similar continuous time system has been established to solve RWL1 [45]. Since RWL1-DF essentially solves a RWL1 optimization at each step, these systems can potentially be used to implement RWL1-DF in analog hardware to enable

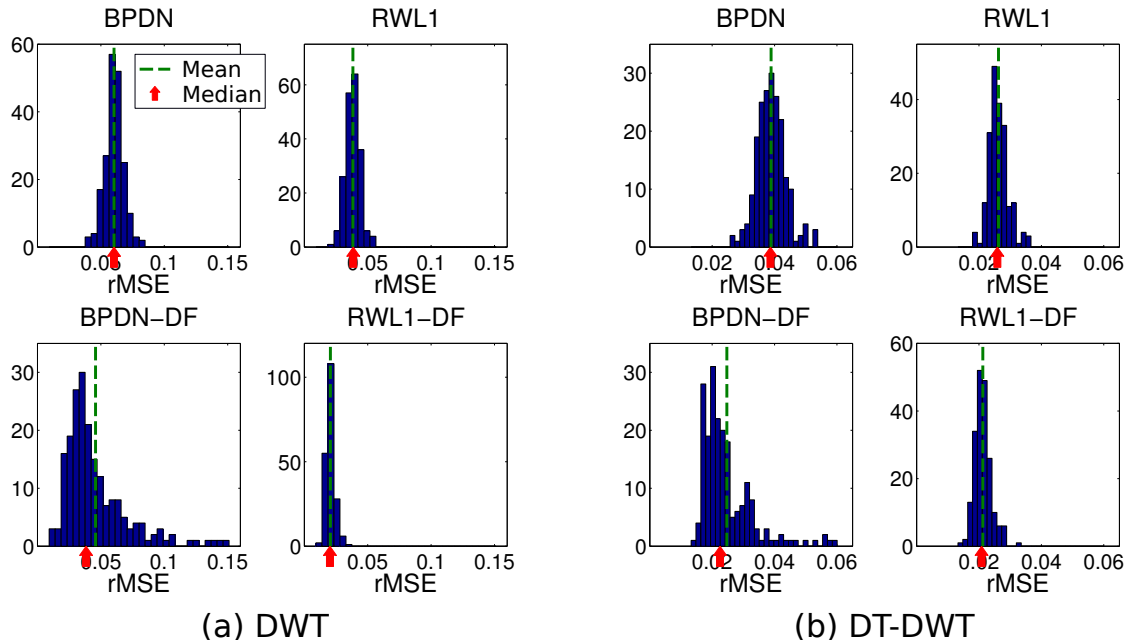


Fig. 5. Histogram of the achieved errors for both the DWT and the DT-DWT as the sparsifying basis. RWL1-DF not only achieves a lower mean (indicated by the dashed green lines) and median (indicated by the red arrows), but the overall distribution is concentrated at lower rMSE values for both cases. On the other hand, BPDN-DF achieves a median approximately the same as (independent) RWL1, but the distribution of errors is spread out due to the lack of robustness in the estimation, resulting in a higher mean.

real-time inference.

The sum total of these results lead us to conclude that hierarchical sparsity models such as the LSM may be a very general framework to successfully incorporate higher-order signal information, including (but not limited to) temporal regularity. As with any inference algorithm, performance will improve with a model that captures more structure in the data. For applications in CS, significant future work will center around developing more accurate dynamic models to capture more structure in the temporal regularity. Fortunately, the RWL1-DF approach is not limited to linear dynamics models, and more complex nonlinear models of signal structure can be incorporated with straightforward modifications to the examples presented here.

REFERENCES

- [1] A. S. Charles and C. J. Rozell, “A hierarchical re-weighted- ℓ_1 approach for dynamic sparse signal estimation,” *SPARS11 workshop, Edinburgh, Scotland UK*, June 2011.

- [2] R. E. Kalman, "A new approach to linear filtering and prediction problems," *Transactions of the ASME-Journal of Basic Engineering*, vol. 82, no. D, pp. 35–45, 1960.
- [3] M. Elad, M. Figueiredo, and Y. Ma, "On the role of sparse and redundant representations in image processing," *IEEE Proceedings - Special Issue on Applications of Compressive Sensing & Sparse Representation*, Oct 2008.
- [4] M. Davies and L. Daudet, "Sparse audio representations using the mclt," *Signal processing*, vol. 86, no. 3, pp. 457–470, 2006.
- [5] A. S. Charles, B. A. Olshausen, and C. J. Rozell, "Learning sparse codes for hyperspectral imagery," *IEEE Journal of Selected Topics in Signal Processing*, vol. 5, no. 5, pp. 963–978, 2011.
- [6] E. Candes, J. Romberg, and T. Tao, "Robust uncertainty principles: Exact signal reconstruction from highly incomplete frequency information," *IEEE Trans on Information Theory*, vol. 52, no. 2, Feb 2006.
- [7] R. Baraniuk, "Compressive sensing," *IEEE Signal Processing Magazine*, vol. 24, no. 4, pp. 118–121, Jul 2007.
- [8] J. Mattingley and S. Boyd, "Real-time convex optimization in signal processing," *IEEE Signal Processing Magazine*, vol. 27, no. 3, pp. 50–61, May 2010.
- [9] P. Garrigues and B. Olshausen, "Group sparse coding with a laplacian scale mixture prior," *Advances in Neural Information Processing Systems*, vol. 24, 2010.
- [10] E. Candes, M. B. Wakin, and S. P. Boyd, "Enhancing sparsity by reweighted ℓ_1 minimization," *Journal of Fourier Analysis and Applications*, vol. 14, no. 5, pp. 877–905, Dec 2008, special Issue on Sparsity.
- [11] D. Wipf and S. Nagarajan, "Iterative reweighted ℓ_1 and ℓ_2 methods for finding sparse solutions," *Selected Topics in Signal Processing, IEEE Journal of*, vol. 4, no. 2, pp. 317–329, 2010.
- [12] D. Donoho and J. Tanner, "Sparse nonnegative solution of underdetermined linear equations by linear programming," *Proceedings of the National Academy of Sciences of the United States of America*, vol. 102, no. 27, p. 9446, 2005.
- [13] E. Candes and J. Romberg, " ℓ^1 -Magic: Recovery of sparse signals via convex programming," 2005, <http://www.acm.caltech.edu/1lmagic/>.
- [14] S.-J. Kim, K. Koh, M. Lustig, S. Boyd, and D. Gorinevsky, "An interior-point method for large scale ℓ_1 -regularized least squares," *IEEE Journal on Selected Topics in Signal Processing*, vol. 1, no. 4, pp. 606–617, Dec 2007.
- [15] D. M. Malioutov, M. Cetin, and A. S. Willsky, "Homotopy continuation for sparse signal representation," *IEEE Proceedings of ICASSP*, 2005.
- [16] M. A. T. Figueiredo, R. D. Nowak, and S. J. Wright, "Gradient projection for sparse reconstruction: Application to compressed sensing and other inverse problems," *IEEE Journal of Selected Topics in Signal Processing*, vol. 1, no. 4, pp. 586–597, 2007.
- [17] C. J. Rozell, D. H. Johnson, R. G. Baraniuk, and B. A. Olshausen, "Sparse coding via thresholding and local competition in neural circuits," *Neural Computation*, vol. 20, no. 10, pp. 2526–2563, Oct 2010.
- [18] S. Shapero, A. S. Charles, C. J. Rozell, and P. Hasler, "Low power sparse approximation on reconfigurable analog hardware," *IEEE Journal on Emerging and Selected Topics in Circuits and Systems*, 2012, in Press.
- [19] R. Chartrand and W. Yin, "Iteratively reweighted algorithms for compressive sensing," in *Acoustics, Speech and Signal Processing, 2008. ICASSP 2008. IEEE International Conference on*. IEEE, 2008, pp. 3869–3872.
- [20] M. Khajehnejad, W. Xu, S. Avestimehr, and B. Hassibi, "Improved sparse recovery thresholds with two-step reweighted ℓ_1 minimization," *Arxiv preprint arXiv:1004.0402*, 2010.
- [21] W. Xu, M. A. Khajehnejad, S. Avestimehr, and B. Hassibi, "Breaking through the thresholds: an analysis for iterative

- reweighted ℓ_1 Minimization via the Grassman Angle Framework,” *Proceedings of the International Conference on Acoustics, Speech, and Signal Processing*, 2010.
- [22] S. Haykin, “Kalman filters,” in *Kalman Filtering and Neural Networks*, S. Haykin, Ed. John Wiley & Sons, Inc., 2001, pp. 1–22.
- [23] E. A. Wan and R. van der Merwe, “The unscented Kalman filter,” in *Kalman Filtering and Neural Networks*, S. Haykin, Ed. John Wiley & Sons, Inc., 2001, pp. 221–282.
- [24] D. Angelosante, S. I. Roumeliotis, and G. B. Giannakis, “Lasso-Kalman smoother for tracking sparse signals,” *Proc of the Asilomar Conference on Signals, Systems and Computers*, 2009.
- [25] S. Farahmand, G. Giannakis, and D. Angelosante, “Doubly robust smoothing of dynamical processes via outlier sparsity constraints,” vol. 59, no. 10, pp. 4529–4543, Oct 2011.
- [26] Z. Zhang and B. Rao, “Sparse signal recovery with temporally correlated source vectors using sparse bayesian learning,” *Selected Topics in Signal Processing, IEEE Journal of*, no. 99, pp. 1–1, 2011.
- [27] A. Sankaranarayanan, P. Turaga, R. Baraniuk, and R. Chellappa, “Compressive acquisition of dynamic scenes,” *Computer Vision–ECCV 2010*, pp. 129–142, 2010.
- [28] M. S. Asif, L. Hamilton, M. Brummer, and J. Romberg, “Motion-adaptive spatio-temporal regularization (master) for accelerated dynamic mri,” 2012, submitted to Magnetic Resonance in Medicine.
- [29] M. S. Asif and J. Romberg, “Dynamic updating for ℓ_1 minimization,” *IEEE Journal of Selected Topics in Signal Processing*, vol. 4, no. 2, pp. 421–434, Apr 2010.
- [30] M. S. Asif, A. Charles, J. Romberg, and C. Rozell, “Estimation and dynamic updating of time-varying signals with sparse variations,” *ICASSP*, 2011.
- [31] A. Carmi, P. Gurfil, and D. Kanevsky, “Methods for sparse signal recovery using Kalman filtering pseudo-measurement norms and quasi-norms,” *IEEE Transactions on Signal Processing*, vol. 58, no. 4, pp. 2405–2409, Apr 2010.
- [32] N. Vaswani, “Kalman filtered compressed sensing,” *Proc of ICIP 2008*, pp. 893–896, 2008.
- [33] C. Qiu and N. Vaswani, “Recursive sparse recovery in large but low dimensional noise,” *48th Allerton Conference on Communication Control and Computing*, 2011.
- [34] N. Vaswani, “Ls-cs-residual (ls-cs): Compressive sensing on the least squares residual,” *IEEE Trans on Signal Processing*, vol. 58, no. 8, pp. 4108–4120, Aug 2010.
- [35] D. Sejdinovic, C. Andrieu, and R. Piechocki, “Bayesian sequential compressed sensing in sparse dynamical systems,” in *Communication, Control, and Computing (Allerton), 2010 48th Annual Allerton Conference on*. IEEE, 2010, pp. 1730–1736.
- [36] A. Charles, M. S. Asif, J. Romberg, and C. Rozell, “Sparsity penalties in dynamical system estimation,” *Proc of the CISS*, March 2011.
- [37] D. Zachariah, S. Chatterjee, and M. Jansson, “Dynamic iterative pursuit,” *IEEE Transactions on Signal Processing*, 2012, in Press.
- [38] J. Ziniel, L. C. Potter, and P. Schniter, “Tracking and smoothing of time-varying sparse signals via approximate belief propagation,” *Proceedings of the Asilomar Conference on Signals, Systems and Computers*, 2010.
- [39] R. Baraniuk, V. Cevher, and M. Wakin, “Low-dimensional models for dimensionality reduction and signal recovery: A geometric perspective,” *Proceedings of the IEEE*, vol. 98, no. 6, pp. 959–971, 2010.
- [40] I. Selesnick, R. Baraniuk, and N. Kingsbury, “The dual-tree complex wavelet transform,” *Signal Processing Magazine, IEEE*, vol. 22, no. 6, pp. 123–151, 2005.

- [41] R. Coifman, F. Geshwind, and Y. Meyer, “Noiselets,” *Applied Computational Harmonic Analysis*, vol. 10, no. 1, pp. 27–44, 2001.
- [42] S. Becker, E. Candès, and M. Grant, “Templates for convex cone problems with applications to sparse signal recovery,” *Mathematical Programming Computation*, pp. 1–54, 2011.
- [43] E. T. Hale, W. Yin, and Y. Zhang, “A fixed-point continuation method for ℓ_1 -regularized minimization with applications to compressed sensing,” Rice University Department of Computational and Applied Mathematics, Tech. Rep., Jul 2007.
- [44] S. Asif and J. Romberg, “Fast and accurate algorithms for re-weighted ℓ_1 -norm minimization,” 2012, submitted.
- [45] A. S. Charles, P. Garrigues, and C. J. Rozell, “A common network architecture efficiently implements a variety of sparsity-based inference problems,” *Neural Computation*, 2012, in press.

Re-Weighted ℓ_1 Dynamic Filtering for Time-Varying Sparse Signal Estimation

Adam S. Charles, *Student Member, IEEE* and Christopher J. Rozell, *Member, IEEE*

Abstract

Signal estimation from incomplete observations improves as more signal structure can be exploited in the inference process. Classic algorithms (e.g., Kalman filtering) have exploited strong dynamic structure for time-varying signals while modern work has often focused on exploiting low-dimensional signal structure (e.g., sparsity in a basis) for static signals. Few algorithms attempt to merge both static and dynamic structure to improve estimation for time-varying sparse signals (e.g., video). In this work we present a re-weighted ℓ_1 dynamic filtering scheme for causal signal estimation that utilizes both sparsity assumptions and dynamic structure. Our algorithm leverages work on hierarchical Laplacian scale mixture models to create a dynamic probabilistic model. The resulting algorithm incorporates both dynamic and sparsity priors in the estimation procedure in a robust and efficient algorithm. We demonstrate the results in simulation using both synthetic and natural data.

I. INTRODUCTION

Collecting data can be an expensive process, especially for high-dimensional time-varying signals. In many applications we wish to significantly reduce the burden on the front-end measurement process while still accurately estimating a signal (or state) of interest. One tenet of modern signal processing is that decreasing the number of observations requires exploiting more signal structure in the inference process to get quality estimates. Two sources of signal structure that have been especially successful in many applications are dynamics (e.g., temporal regularity) and sparsity (e.g., compressibility in a basis at a given time).

Manuscript received August 1, 2012. This work was supported in part by NSF grants CCF-0830456 and CCF-0905346.

A. Charles and C. Rozell are with the School of Electrical and Computer Engineering, Georgia Institute of Technology, Atlanta, GA, 30332-0250 USA (e-mail: acharles6,crozell@gatech.edu). The authors would like to thank S. Asif and A. Kressner for valuable feedback. Preliminary work was presented in [1]

Using the language of mathematics, we focus on the problem of estimating the time-varying state $\mathbf{x}_n \in \mathbb{R}^N$, that evolves according to a Markov process

$$\mathbf{x}_n = f_n(\mathbf{x}_{n-1}) + \boldsymbol{\nu}_n, \quad (1)$$

where $f_n(\cdot) : \mathbb{R}^N \rightarrow \mathbb{R}^N$ is the operator (assumed known) describing the system evolution with some error $\boldsymbol{\nu}_n \in \mathbb{R}^N$ (called the *innovation*). The state is assumed to be hidden and is estimated from noisy linear measurements $\mathbf{y} \in \mathbb{R}^M$:

$$\mathbf{y}_n = \mathbf{G}_n \mathbf{x}_n + \boldsymbol{\epsilon}_n, \quad (2)$$

where $\mathbf{G}_n \in \mathbb{R}^{M \times N}$ is the (known but potentially time-varying) measurement matrix with some error $\boldsymbol{\epsilon}_n \in \mathbb{R}^M$. When the number of unique measurements is identical to the size of the state ($M = N$ and \mathbf{G}_n is full rank), the measurement matrix is invertible and state estimation at each time step is straightforward. In the more interesting (and realistic) case the number of measurements at each time step is significantly less than the number state parameters ($M \ll N$) and \mathbf{G}_n is singular. Under these conditions, quality estimates require regularization using a model of the signal structure.

Knowledge of the dynamic operator $f_n(\cdot)$ is obviously powerful and has been used to regularize classic estimation techniques for decades. In this work, we focus on causal estimation (known as *filtering*) where the current state is estimated from past and present measurements. While a number of schemes have been established to use system dynamics as a prior distribution for state estimation, the predominant set of tools stem from the seminal work by Kalman in the 1960's [2]. The classic Kalman filter is an optimal and causal estimator for the special case of linear dynamics ($f(\cdot)$) and Gaussian statistics (measurement errors, innovations, and the prior on the initial state \mathbf{x}_0). The Kalman filter uses a one-step update that combines the current measurement, the past state estimate, and the covariance matrices of the random quantities (the measurement noise, the innovations, and the previous state estimate). The astonishing feature of this estimator is that the estimate is globally optimal (i.e., optimal conditioned on all past measurements) because the propagating covariance estimates are sufficient to capture the entire model statistics at the current state under the linear and Gaussian assumptions. If the assumptions of the model are satisfied, the state estimates will continue to improve at each iteration until the fundamental noise floor is reached (regardless of the number of measurements per iteration).

The past decade of work in signal and image processing has demonstrated the power of leveraging the non-Gaussian statistics present in many natural signal families. In particular, outside of the dynamic estimation regime, signal priors based on the notion of sparsity have lead to state-of-the-art performance

in many linear inverse problems (e.g., undersampling, inpainting, denoising, compressed sensing, etc. [3]) across several different application domains (e.g. natural images [3], audio [4], hyperspectral imagery [5], etc.). In this paradigm, a static signal \mathbf{x} is assumed hidden and is only observed through a linear measurement process¹: $\mathbf{y} = \Phi\mathbf{x} + \epsilon$. In contrast to the classical technique of using a least-squares estimate (e.g., corresponding to a Gaussian prior on the state), state-of-the-art approaches tend to perform a penalized least-square estimate, stated generally as

$$\hat{\mathbf{x}} = \arg \min_{\mathbf{x}} \left[\|\mathbf{y} - \Phi\mathbf{x}\|_2^2 + \gamma C(\mathbf{x}) \right], \quad (3)$$

where γ trades off between mean-squared error and a cost function $C(\cdot)$ that prefers signals that are sparse in a given basis \mathbf{W} . The sparsity model has received significant attention in the recent results on compressed sensing (CS) [6], [7], where this low-dimensional structure has been particularly successful as a strong regularizer to overcome a lack of measurements (discussed in detail in Section II-A).

While estimation approaches separately exploiting signal structure from dynamics and sparsity have been enormously successful, there is comparatively little work incorporating both types of information jointly. Sparsity priors are often more realistic than Gaussian assumptions for natural signals and can be especially effective for high-dimensional signals where Kalman approaches are computationally inefficient (due to storing and inverting large matrices). On the other hand, temporal regularity can be the strongest source of information about a signal, and Kalman approaches exploit this successfully using straightforward computations. Given the success of each of these models individually and the different types of signal structure they capture, there are many applications (e.g., CS for video, dynamic MRI, etc.) where one can reasonably expect significant potential gains from jointly leveraging both types of signal structure.

The previous work integrating sparsity models into dynamic estimation has not yet followed the spirit of the successful Kalman filter by propagating higher-order statistics from one time step to the next in a way that is well-matched to the assumptions of the problem.² In this work we propose a causal estimation method for dynamic sparse signals that propagates higher-order statistics to integrate uncertainty naturally into the sparse inference process. Specifically, we make use of hierarchical probabilistic models [9] that

¹For static problems we will use Φ as the observation matrix and for dynamic problems we will use \mathbf{G} in order to better differentiate the two cases.

²As is pointed out in [8], propagating a covariance matrix is no longer necessarily the correct or optimal method once the assumptions of the Kalman filter are not met. Instead, such a matrix is no more special than a simple parameter matrix, which may or may not assist in the signal estimation.

allow for modulations in the sparse estimation problem to account for information from previous time steps. This algorithm is based on the re-weighted ℓ_1 (RWL1) optimization program [10], [11] that has been successful in static sparse signal estimation and is more computationally efficient than many alternative approaches (e.g., it does not require storage or inversion of covariance matrices and the fundamental optimizations can leverage recent advances in efficient ℓ_1 optimization). Additionally, this approach is particularly robust to model mismatch (i.e., shot-noise in the innovations). We demonstrate the properties of this approach on both simulated data as well as natural video sequences.

II. BACKGROUND AND RELATED WORK

A. Sparse Signal Estimation

As mentioned above, one of the most successful signal models in modern signal processing has been the sparsity model, characterizing one type of low-dimensional structure in high-dimensional signals. Specifically, in this synthesis model the signal can be written

$$\mathbf{x} = \mathbf{W}\mathbf{z},$$

where the coefficient vector $\mathbf{z} \in \mathbb{R}^{N'}$ is mostly composed of zeros and the dictionary \mathbf{W} may be orthonormal or overcomplete. In the language of Bayesian inference, this model assumes that the prior distribution on \mathbf{z} has *high kurtosis* to encourage coefficients to be zero (or close to zero). The most commonly used prior is for the coefficients to be independent and identically distributed (IID) with the Laplacian distribution

$$p(\mathbf{z}) = \frac{\gamma}{2} e^{-\gamma \|\mathbf{z}\|_1},$$

where γ^{-1} is the variance and $\|\cdot\|_1$ indicates the ℓ_1 norm.³

When the IID Laplacian prior is used in addition to a linear measurement model and white Gaussian noise distributions, the MAP estimate reduces to solving

$$\hat{\mathbf{z}} = \arg \min_{\mathbf{z}} \left[\frac{1}{2\sigma_\epsilon^2} \|\mathbf{y} - \Phi \mathbf{W} \mathbf{z}\|_2^2 + \gamma \|\mathbf{z}\|_1 \right] \quad (4)$$

$$\hat{\mathbf{x}} = \mathbf{W} \hat{\mathbf{z}},$$

where σ_ϵ^2 is the variance of the measurement noise. This optimization program is referred to as Basis Pursuit De-Noising (BPDN) and has been used extensively in the signal processing community over the past decade for signal estimation. BPDN has been a particularly popular approach because of its

³ $\|\mathbf{z}\|_1 = \sum_i |\mathbf{z}[i]|$.

strong performance guarantees (e.g., conditions for equivalence to a combinatorial minimization of the number of non-zero coefficients [12]) and the emergence of many specialized optimization algorithms (e.g. interior point methods [13], [14], homotopy methods [15], gradient projection methods [16], and analog systems [17], [18]). Note also that BPDN jointly estimates the signal support and the coefficient values. If a support set were estimated separately, estimating coefficient values would be trivial (i.e., least squares) but errors in the support set would potentially cause significant unrecoverable errors in the total estimation.

In (4), the variance parameter γ for the coefficient distribution is assumed known and identical for each coefficient. The RWL1 algorithm [10] was introduced to broaden the scope of this model, and was later described [9] in the context of a hierarchical probabilistic model. This probabilistic model, known as the Laplacian scale mixture (LSM), introduces a second layer of random variables $\boldsymbol{\lambda} \in \mathbb{R}^{N'}$ representing the variance of the first level Laplacian coefficients. In short, the LSM allows variable SNR on each coefficient, and infers the coefficient variances instead of assuming they are known and fixed. The LSM uses the Gamma distribution (due to it being a conjugate prior for the Laplacian) as the hyperprior on $\boldsymbol{\lambda}[i]$

$$p(\boldsymbol{\lambda}[i]) = \frac{\boldsymbol{\lambda}^{\alpha-1}[i]}{\theta^\alpha \Gamma(\alpha)} e^{-\boldsymbol{\lambda}[i]/\theta},$$

where $\Gamma(\cdot)$ is the Gamma function and α and θ are parameters for the hyper-priors with $E[\boldsymbol{\lambda}[i]] = \alpha\theta$ and $Var[\boldsymbol{\lambda}[i]] = \alpha\theta^2$.

Assuming $\alpha = 1$ and the Laplacian conditional distribution on the coefficients $p(\boldsymbol{z}[i]|\boldsymbol{\lambda}[i]) = \frac{\boldsymbol{\lambda}[i]}{2} e^{-\boldsymbol{\lambda}[i]|\boldsymbol{z}[i]|}$, the MAP estimate for the full model can be written as

$$\begin{aligned} \{\hat{\boldsymbol{z}}, \hat{\boldsymbol{\lambda}}\} &= \arg \min_{\boldsymbol{z}, \boldsymbol{\lambda}} \|\boldsymbol{y} - \Phi \boldsymbol{W} \boldsymbol{z}\|_2^2 + \sum_i |\boldsymbol{\lambda}[i] \boldsymbol{z}[i]| - \log \left(\sum_i \boldsymbol{\lambda}[i] \right) + \theta^{-1} \sum_i \boldsymbol{\lambda}[i] \quad (5) \\ \hat{\boldsymbol{x}} &= \boldsymbol{W} \hat{\boldsymbol{z}}. \end{aligned}$$

Though this optimization program is difficult to solve directly due to the interaction between $\boldsymbol{\lambda}$ and \boldsymbol{z} , setting up the expectation-maximization (EM) for this estimation [9] results in the RWL1 algorithm where the following equations are iterated until a convergence criteria is met:

$$\hat{\boldsymbol{z}}^t = \arg \min_{\boldsymbol{z}} \|\boldsymbol{y} - \Phi \boldsymbol{W} \boldsymbol{z}\|_2^2 + \lambda_0 \sum_i |\boldsymbol{\lambda}^t[i] \boldsymbol{z}[i]| \quad (6)$$

$$\boldsymbol{\lambda}^{t+1}[k] = \frac{\beta}{|\boldsymbol{z}^t[k]| + \eta}, \quad (7)$$

where t indicates the iteration number and λ_0 , β and η are constants resulting from the hyperprior parameters (which can be set due to model information or to improve algorithmic stability). After the

algorithm is run to completion, the desired signal is reconstructed with $\hat{\mathbf{x}} = \mathbf{W}\hat{\mathbf{z}}$. Several papers have followed up on this RWL1 approach, including description of it as a compromise between ℓ_1 and ℓ_0 minimization [11], [19], and analysis of performance guarantees [20], [21].

Similar to BPDN, RWL1 is still performing joint estimation of the support set and the coefficient values. However, in contrast to BPDN, RWL1 uses a multi-stage estimation procedure that uses information from a previous iteration to try and focus the estimate even more accurately. Note that coefficients with little evidence in the initial iteration will have their corresponding variance decreased so that a future iteration is more likely to try and cluster that coefficient around zero, and coefficients with strong evidence in initial iterations will have their corresponding variance increased to make future iterations more likely to use that coefficient in the support set. By using second order statistics to try and focus the support set estimation, RWL1 gets some benefits from seeking a sparser solution but is still flexible enough to be more robust than a rigid support set estimation.

B. Dynamic Signal Estimation

In dynamic filtering, knowledge of the system dynamics is used to set a prior probability distribution that regularizes the estimation to counteract insufficient measurements.⁴ In the classic Kalman filter setup, this process simplifies dramatically due to the assumption of Gaussian statistics, a linear measurement function and linear system dynamics (i.e. $f_k(\mathbf{x}) = \mathbf{F}_k\mathbf{x}$). In this case, assuming $\nu_k \sim \mathcal{N}(\mathbf{0}, \mathbf{Q})$, the conditional distribution (serving as a prior) on the state at time k in terms of the previous state is $p(\mathbf{x}_k|\mathbf{x}_{k-1}) \sim \mathcal{N}(\mathbf{F}_k\mathbf{x}_{k-1}, \mathbf{Q})$. Similarly, assuming $\epsilon_k \sim \mathcal{N}(\mathbf{0}, \mathbf{R})$, the likelihood on the measurements at time k in terms of the current state is $p(\mathbf{y}_k|\mathbf{x}_k) \sim \mathcal{N}(\mathbf{G}_k\mathbf{x}_k, \mathbf{R})$. Using the Markov property of the state distributions, the joint MAP estimate over all time is

$$\{\hat{\mathbf{x}}_k\}_{k=0\dots n} = \arg \min_{\{\mathbf{x}_k\}_{k=0\dots n}} \left[\sum_{k=0}^n \|\mathbf{y}_k - \mathbf{G}_k\mathbf{x}_k\|_{\mathbf{R},2}^2 + \sum_{k=1}^n \|\mathbf{x}_k - \mathbf{F}_k\mathbf{x}_{k-1}\|_{\mathbf{Q},2}^2 \right], \quad (8)$$

where the kerneled norm is defined as $\|\mathbf{x}\|_{\mathbf{R},2}^2 = \mathbf{x}^T\mathbf{R}^{-1}\mathbf{x}$. Note that the first term in this optimization is a likelihood term encouraging consistency with the measurements, and the second term acts as a regularization prior on each state encouraging consistency with the previous estimate and the assumed dynamics. Unfortunately, this joint state estimation often requires observation over many time steps to adequately regulate the estimate, resulting in large optimization problems and long buffering periods.

⁴While there are many different ways to derive the Kalman filter, we limit the discussion here to a Bayesian inference viewpoint.

To address the high computational cost and buffering time of joint state estimation, the Kalman filter [2] takes an elegant causal filtering approach that estimates only the current state using past estimates and low-rank updates.⁵ Using the basic properties of Gaussian random vectors and linear operators, we can write the marginal distribution on the current state as $p(\mathbf{x}_n) \sim \mathcal{N}(\hat{\mathbf{x}}_{n-1}, \mathbf{F}_n \mathbf{P}_{n-1} \mathbf{F}_n^T + \mathbf{Q})$, where \mathbf{P}_n is the covariance matrix of the previous state estimate. This distribution serves as a prior for the current state, capturing information about all of the previous observations through the previous state estimate and its covariance matrix (which captures all of the uncertainty in that estimate due to the Gaussian assumptions). Thus the Kalman filter only requires the current measurement along with this single prior to infer the current state via the MAP estimate

$$\hat{\mathbf{x}}_n = \arg \min_{\mathbf{x}_n} \left[\|\mathbf{y}_n - \mathbf{G}_n \mathbf{x}_n\|_{\mathbf{R},2}^2 + \|\mathbf{x}_n - \mathbf{F}_n \hat{\mathbf{x}}_{n-1}\|_{\mathbf{F}_n \mathbf{P}_{n-1} \mathbf{F}_n^T + \mathbf{Q},2}^2 \right], \quad (9)$$

which has an analytic solution (known as the Kalman update equations [2]). This causal estimation procedure is depicted in Figure 1(a). Intuitively, the estimator propagates the previous state estimate (and its covariance matrix) through the known system dynamics to get a prediction (i.e., a prior) of the current state. This prior is combined with the likelihood resulting from the current measurement to generate a posterior distribution that can be used to estimate the current state. Though the causal estimator is computationally much simpler than joint estimation and does not suffer from buffering delay, it still calculates the exact same solution for $\hat{\mathbf{x}}_n$ as the joint optimization program in (8).

Unfortunately, the analytic simplicity and optimality guarantees of the Kalman filter are highly dependent on the linear and Gaussian model assumptions. Any deviation from these assumptions makes it impossible to completely characterize the past measurement and estimator uncertainty by simply propagating covariance matrices forward from one estimate to the next. Though not optimal estimators, many heuristic approaches have been introduced that follow the spirit of the Kalman filter while incorporating nonlinear system dynamics or general non-Gaussian structure. For example, the Extended Kalman Filter [22] incorporates (weakly) nonlinear system dynamics by using a linear approximation to $f_n(\mathbf{x})$ in the standard Kalman filter. An alternate approach for highly non-linear functions or non-Gaussian statistics is particle filtering, which uses discrete points (particles) to approximate the relevant distributions. Particles are drawn from a distribution around the previous state estimate and can be propagated through a nonlinear dynamics function, creating estimates of a distribution for the prediction of the current state.

⁵Though we focus on predicting the current state using Kalman filtering, the ideas are easily extendible to estimating past and future states, known as Kalman smoothing and Kalman prediction.

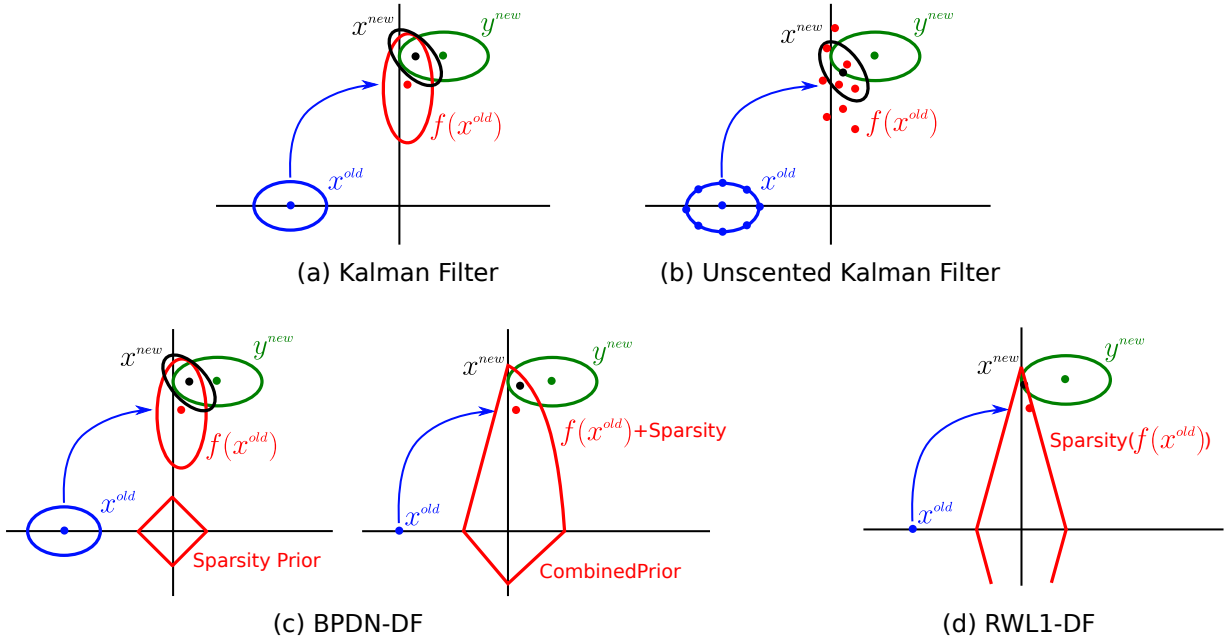


Fig. 1. Information propagation in dynamic filtering algorithms. (a) The standard Kalman filtering equations propagate the mean and covariance (the two quantities needed to propagate Gaussian distributions forward) through the system dynamics to generate a prior distribution for the next state estimate. This prior is used in conjunction with the new measurements through the likelihood function (due to the distribution of the measurement noise) to estimate the new state and its distribution. The extended Kalman filter is similar with a linear approximation to non-linear dynamics. (b) The unscented Kalman filter (and particle filters in general) estimate the prior distribution via a sampling process that empirically approximates the distribution’s moments. (c) Adding the sparsity prior in directly to the Kalman filter optimization (as in BPDN-DF) results in a regularization norm which does not promote sparsity as well as desired. Left: Previous state estimates can still be propagated through the dynamic model to generate a prior that can be combined with an additional prior to encourage sparsity (both in red). Right: Combining the two priors from the left diagrams shows a total signal prior (i.e., due to the prediction and the sparsity penalty) that is curved outward more like an ℓ_2 ball. Due to the convex shape, the total prior is less effective at promoting sparsity than the ℓ_1 ball. (d) In contrast, RWL1-DF uses the previous estimate to set the parameters of a prior that has the diamond-like shape known to promote sparse solutions.

While general particle filtering uses Monte Carlo techniques to draw particles from distributions, the Unscented Kalman filter [23] (depicted in Figure 1(b)) can be viewed as an example of this technique with deterministic methods for drawing the particles. Though particle filtering approaches do seek the true prior distribution, these methods can become intractable in high-dimensional state spaces due to the large number of samples needed to characterize the distributions. While each of these general approaches (and many more) have had some success, no classic techniques explicitly utilize information about sparsity structure in the model that has been so powerful in modern signal processing. In particular, dynamic

estimation algorithms often have difficulty dealing with shot-noise in the innovations, where model errors are often small but occasionally very large (i.e., sparse innovations).

C. Sparsity in Dynamic Signals

With the potential to improve signal estimation in many important application, recent work has begun the important task of incorporating sparsity priors into dynamic signal estimation. Some of these methods take a batch processing approach that uses all measurements to jointly estimate the states over all time (e.g. [24]–[28]). While non-causal approaches are interesting for some applications, we focus here on causal (streaming) filters that estimate the current state sequentially as new measurements become available.

One branch of recent work focuses on using temporal information to generate state estimations via efficient updates, mimicking the Kalman filter’s ability to obtain the new estimate using computationally simple updates on the previous estimate. For example, efficient updates to programs like BPDN (e.g., when a new measurement is taken of a static signal) have been explored using homotopy methods [29], [30]. These methods, while utilizing the dynamic information implicitly to simplify the estimation procedure, do not incorporate explicit temporal structure to improve the quality of the estimate.

Another branch of previous work focuses on using one-step updates to emulate the Kalman filter’s use of temporally local estimates. One approach in this vein attempts to leverage the Kalman estimator directly by using a pseudo-norm in the update equations to encourage sparser solutions [31] and then enforcing an ℓ_1 constraint on the state after the Kalman update. Another approach [32], [33] takes a two-step approach, first performing support estimation using ℓ_1 cost functions and then running the traditional Kalman equations on a restricted support set. Both of these approaches essentially modify the Kalman filter equations directly (including the propagation of covariance matrices), despite the statistics of the problem being highly non-Gaussian. However, many applications which benefit most from sparsity models involve large states, making storage and inversion of full covariance matrices prohibitive. Additionally, while the work in [32], [33] assume sparse innovations (with the condition that the innovations sparsity is much less than even the state sparsity), the robustness to mis-matched innovations has not been explored.

More recent approaches (e.g. [34]–[36]) start from the optimization framework in (8) rather than the specific Kalman update equations, utilizing a restricted dynamic model for the coefficients’ temporal evolution. In these approaches additional norms are appended to the BPDN optimization to enforce the state prediction. Such norm restrictions make explicit assumptions on the innovations statistics (see the discussion in [36]) and are thus less robust to model mismatch. Additional models have considered more direct coefficient transition modeling via Markov models [37], [38] either by utilizing message passing to

propagate support information through time [38] or by using the previous estimate to influence coefficient selection through modified orthogonal matching pursuit (OMP) [37]. These approaches either incorporate restrictive models designed for specific applications [34], [35], [38], have limited robustness due to the fact that they strictly enforce a support set estimate [36], [37] or retain the covariance propagations from the Kalman setting [35]. None of these approaches strike a balance between utilizing dynamic models, adapting to improve robustness to model error, utilizing higher-order statistics native to sparse signal estimation, and retaining the computational efficiency found in either Kalman filtering and optimized BPDN solvers.

Of the previous approaches to time-varying sparse signal estimation, the approach described in [36] and [35] (similar to [25], [34]) is most similar in philosophy to the approach described in this paper. These algorithms add norms that penalize differences between the estimated signal and a prediction based on the previous estimate. The BPDN dynamic filtering (BPDN-DF) in [36] (and similar to one approach in [35]) modifies the BPDN estimator to include a term that enforces consistency with the model prediction from the previous state estimate

$$\hat{\mathbf{x}}_n = \arg \min_{\mathbf{x}_n} \|\mathbf{y}_n - \Phi \mathbf{W} \mathbf{z}\|_2^2 + \gamma \|\mathbf{z}\| + \kappa \|\mathbf{W} \mathbf{z} - f(\hat{\mathbf{x}}_{n-1})\|_q^q, \quad (10)$$

where γ and κ are tradeoff parameters and q represents the norm used to penalize the prediction error. While BPDN-DF shows performance improvements over standard Kalman filters and independent BPDN estimation at each time step (i.e., treating each new state as a static signal by running standard BPDN without temporal information), this estimator essentially relies on passing only first-order information forward at each time in a manner that is inconsistent with the goal of sparse signal estimation. Specifically, Figure 1(c) depicts how the combined prior (the dynamics and the sparsity assumptions together, with or without a covariance matrix) takes a more “rounded” shape. This bulging of the combined prior starts to resemble the ℓ_2 ball, and is in conflict with the geometrical structures known in the community to be necessary to favor sparse solutions (e.g., the ℓ_1 ball) [7], [39]. The fundamental problem with BPDN-DF is that the information propagated across each time step is not well-matched and integrated into the sparse signal model. Our approach attempts to overcome the shortcomings of current methods by preserving the sparsity inducing norm geometry while allowing for arbitrary dynamic models, second order information propagation suitable for high dimensional data, robustness to dynamic model error and computational ease utilizing the vast literature on efficient BPDN implementations.

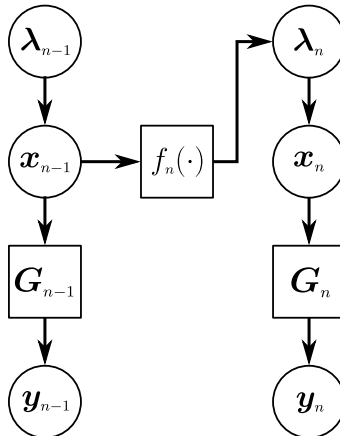


Fig. 2. The RWL1-DF algorithm inserts the dynamic information at the second layer of the LSM model for each time step. The graphical model depicts the model dependencies, where prior state estimates are used to set the hyperpriors for the second level variables controlling the variances (i.e., SNRs) of the state estimates at the next time step.

III. RE-WEIGHTED ℓ_1 DYNAMIC FILTERING

In this section we describe the proposed RWL1-DF algorithm for the general dynamics model in (1) with the linear measurement process in (2). The main idea of the proposed method is to use the rich signal description available in a hierarchical sparsity model to propagate second-order uncertainty in dynamic signal estimation (akin to the covariance matrices in Kalman filtering). This approach leverages the LSM model and its connections to RWL1 optimization to build a computationally efficient causal estimator. The main technical innovation we propose is to use the hyper-priors in the LSM model to inject dynamic information into the sparsity inducing priors, using the variable coefficient SNRs to encourage or discourage (but not force) coefficient activity based on predictions from the previous state estimate. The resulting estimation procedure is depicted in Figure 1(d) and the graphical model is depicted in Figure 2. In contrast to BPDN-DF (e.g. Figure 1(c)), the proposed approach results in an optimization program that naturally uses second-order statistics while retaining the geometric characteristics most effective for encouraging sparse solutions. By modulating the variance of the coefficients being estimated (rather than restricting the support set directly), the proposed approach also demonstrates improved estimation and robustness for sparse states and innovations (i.e., model errors).

Specifically, similar to the original LSM, the proposed model describes the conditional distribution on the sparse coefficients at time k as a zero-mean Laplacian with different variances:

$$\mathbf{z}_k[i] \mid \lambda_k \sim \frac{\lambda_0 \lambda_k[i]}{2} e^{-\lambda_0 \lambda_k[i] |\mathbf{z}_k[i]|}. \quad (11)$$

We also set the scale variables controlling the coefficient variance to be Gamma distributed:

$$\lambda_k[i] \sim \frac{\lambda_k^{\alpha-1}[i]}{\theta_k^\alpha[i] \Gamma(\alpha)} e^{-\lambda_k[i]/\theta_k[i]}, \quad (12)$$

and allow each of these variables to have different means, ($\alpha\theta_k[i] = E[\lambda_k[i]]$) by modifying the value of $\theta_k[i]$.

The expected value of each scale variable is set based on dynamic information from the previous state estimate. In particular, if the model prediction of $z_k[i]$ based on the previous state is large (or small), the variance of that coefficient at the current estimate is made large (or small) by making $\lambda_k[i]$ small (or large). Large variances allow the model flexibility to choose from a wide-range of non-zero values for coefficients that are likely to be active and small variances (with a mean of zero) encourage the model to drive coefficients to zero if they are likely to be inactive. However, by ‘‘encouraging’’ the model through the use of second order statistics (instead of forcing the model to use a particular subset of coefficients through a separate estimation process) the model remains robust and flexible. In this work we specifically choose

$$\theta_k[i] = \xi (|\mathbf{W}^{-1} f_k(\mathbf{W}\hat{\mathbf{z}}_{k-1})[i]| + \eta)^{-1},$$

where $\mathbf{W}^{-1} f_k(\mathbf{W}\hat{\mathbf{z}}_{k-1})[i]$ is the i^{th} coefficient of the previous signal propagated through the dynamics, η is a linear offset and ξ is a multiplicative constant. Note that any general model for the dynamics is allowable and we are not restricting the system to linear dynamical systems. Note also that the absolute values are necessary since λ determines a variance, which must be strictly positive. The parameter η determines the distribution of the variance when the coefficient is predicted to be zero, resulting in $\mathbf{W}^{-1} f_k(\mathbf{W}\hat{\mathbf{z}}_{k-1})[i] = 0$. This parameter reflects the magnitude of the innovations in the erroneous model predictions. The joint MAP estimate of all model parameters becomes

$$\begin{aligned} [\hat{\mathbf{z}}_k, \hat{\boldsymbol{\lambda}}_k] = \arg \min_{[\mathbf{z}, \boldsymbol{\lambda}]} & \|\mathbf{y}_k - \mathbf{G}_k \mathbf{W} \mathbf{z}\|_2^2 + \beta \sum_i |\lambda[i] \mathbf{z}[i]| \\ & - \alpha \sum_i \log(\lambda[i]) + \frac{\lambda_0}{\xi} \sum_i \lambda[i] (|\mathbf{W}^{-1} f_k(\mathbf{W}\hat{\mathbf{z}}_{k-1})[i]| + \eta), \end{aligned} \quad (13)$$

which is identical to the MAP estimate in the LSM except for the appearance of α and the time-dependencies on the parameters.

As in the LSM case, the optimization in(13) is not easily solved jointly for both \mathbf{z}_k and $\boldsymbol{\lambda}_k$, but the model yields a simple form when using an EM approach. The precise steps of the iteration in this case

are

$$\text{E step:} \quad \widehat{\boldsymbol{\lambda}}_k^t = E_{p(\boldsymbol{\lambda}|\widehat{\mathbf{z}}_k^t)} [\boldsymbol{\lambda}] \quad (14)$$

$$\text{M step:} \quad \widehat{\mathbf{z}}_k^t = \arg \min_{\mathbf{z}_k} -\log \left[p \left(\mathbf{z}_k | \widehat{\boldsymbol{\lambda}} \right) \right] \quad (15)$$

where t denotes the EM iteration number and $E_{p(\boldsymbol{\lambda}|\widehat{\mathbf{z}}_k)} [\cdot]$ denotes the expectation with respect to the conditional distribution $p(\boldsymbol{\lambda}|\widehat{\mathbf{z}}_k)$. We can write the maximization step as

$$\widehat{\mathbf{z}}_k^t = \arg \min_{\mathbf{z}} \|\mathbf{y}_k - \mathbf{G}\mathbf{W}\mathbf{z}\|_2^2 + \lambda_0 \sum_i \left| \widehat{\boldsymbol{\lambda}}^t[i] \mathbf{z}[i] \right|, \quad (16)$$

since the MAP optimization conditioned on the λ parameters reduces to a weighted ℓ_1 optimization.

While the expectation step is often difficult to calculate, this model admits a simple closed-form solution. First we can use the conjugacy of the Gamma and Laplacian distributions to calculate the conditional distribution

$$p(\boldsymbol{\lambda}|\mathbf{z}_k) = \frac{p(\mathbf{z}_k|\boldsymbol{\lambda})p(\boldsymbol{\lambda})}{p(\mathbf{z}_k)},$$

which is separable in $\boldsymbol{\lambda}$. We can analytically write this distribution by evaluating

$$\begin{aligned} p(\mathbf{z}_k[i]) &= \frac{\alpha\theta\lambda_0}{2(\theta\lambda_0|\mathbf{z}_k[i]|+1)^{\alpha+1}} \\ &= \frac{\alpha(\xi^{-1}|\mathbf{W}^{-1}f_k(\mathbf{W}\widehat{\mathbf{z}}_{k-1})[i]|+\xi^{-1}\eta)^{-\alpha}}{2(\lambda_0|\mathbf{z}_k[i]|+\xi^{-1}|\mathbf{W}^{-1}f_k(\mathbf{W}\widehat{\mathbf{z}}_{k-1})[i]|+\xi^{-1}\eta)^{\alpha+1}}, \end{aligned} \quad (17)$$

and the expectation can be calculated as

$$\begin{aligned} E_{p(\boldsymbol{\lambda}|\mathbf{z}_k)} [\boldsymbol{\lambda}] &= \frac{(\alpha+1)\theta}{\theta\lambda_0|\mathbf{z}_k[i]|+1} \\ &= \frac{(\alpha+1)\xi}{\xi\lambda_0|\mathbf{z}_k[i]|+|\mathbf{W}^{-1}f_k(\mathbf{W}\widehat{\mathbf{z}}_{k-1})[i]|+\eta}. \end{aligned} \quad (18)$$

Putting the pieces of the EM algorithm above together results in an iterative re-weighted ℓ_1 dynamic filter (RWL1-DF):

$$\widehat{\mathbf{z}}_k^t = \arg \min_{\mathbf{x}} \left[\|\mathbf{y}_k - \mathbf{G}_k\mathbf{x}\|_2^2 + \lambda_0 \sum_i |\boldsymbol{\lambda}_k^t[i]\mathbf{x}[i]| \right], \quad (19)$$

$$\boldsymbol{\lambda}_k^{t+1}[i] = \frac{2\tau}{\beta|\widehat{\mathbf{z}}_k^t[i]|+|\mathbf{W}^{-1}f_k(\mathbf{W}\widehat{\mathbf{z}}_{k-1})[i]|+\eta}, \quad (20)$$

where $\tau = (\alpha+1)\xi$ is a constant scaling value, $\beta = \lambda_0\xi$ can be interpreted as a tradeoff between the measurement and the prediction, and the signal of interest can again be recovered via $\widehat{\mathbf{x}}_k = \mathbf{W}\widehat{\mathbf{z}}_k$. The resulting optimization procedure looks nearly identical to the static RWL1 algorithm except that the denominator in the $\boldsymbol{\lambda}$ update contains a term depending on the previous state. This term encourages

smaller λ values (i.e., higher variances) in the elements that are predicted to be highly active according to $f_k(\hat{\mathbf{x}}_{k-1})$. This graduated encouragement of coefficients selected by the prediction (rather than direct penalization) allows the algorithm to perform especially well when the states and innovations are sparse while retaining good performance when the innovations are denser. Furthermore, the simple form means that the explosion of recent work in ℓ_1 optimization methods can be leveraged for computationally efficient recursive updates. In particular, since no covariance matrix inversion is required and many modern ℓ_1 estimation methods require only matrix multiplication (and no inversion), this approach is also amenable to high-dimensional data analysis.

IV. RESULTS

While the RWL1-DF inference scheme is a general inference tool with many potential applications, we focus our evaluation purposes on CS recovery. Compressive sensing offers systematic ways to specify inference problems (ratios of M to N with respect to the signal sparsity) that are very challenging for static inference techniques and adequate estimates require exploiting dynamic information. In the examples below we use both a stylized scenario with synthetic data and an example on a natural video sequence.

In all simulations, we compare the performance of RWL1-DF to the performance of independent BPDN (BPDN applied independently at each time step with no temporal information) and independent RWL1 (RWL1 applied independently at each time step with no temporal information) to highlight the benefit of including dynamic information. We also compare to the BPDN-DF (BPDN modified, as in Equation (10) [35], [36], to include additional norms which match the signal statistics: a ℓ_1 norm on the prediction error for the simulated data and a ℓ_2 norm on the prediction error for the video sequence) due to its similarity in implementation and philosophy to the RWL1-DF.

Standard Kalman filtering is not shown here because it performs very poorly in these type of simulations (i.e., it doesn't converge to a stable estimate with these sparse statistics) [36]. Furthermore, we do not compare to other methods highlighted in Section II-C (or other Kalman filter extensions) due to their incompatibility with the example scenarios presented here. These algorithms may not support arbitrary dynamic models (i.e., they have an incompatible signal models such as implicit assumptions that the system dynamics are the identity function) and require prohibitive computations such as inverting full covariance matrices for very high-dimensional data.

A. Synthetic Data

To explore the performance and robustness of RWL1-DF in detail, we first simulate inference on synthetic data where there is “ground truth” available and we can make controlled variations to the data characteristics. In this data, we generate dynamically changing hidden states by applying a different random permutation and scaling operator at each time step (i.e., F_k is a known but different random permutation matrix at each k). While linear dynamics models are not required in the model assumptions, this simple test captures the model notions of sparse state elements that have changing support locations and values with time. The simulated dynamics also include a sparse innovations term (i.e., dynamic model error) by mapping a small number (p) of coefficients to an incorrect permutation. This process simulates an innovation that is $2p$ -sparse (one “missing” and one “extra” coefficient per incorrect permutation), which allows us to evaluate the algorithm’s robustness to the type of shot noise that is particularly challenging for Kalman filter techniques.

With these simulated dynamics, we create length-500 ($N = 500$) sequences that are 20-sparse ($S = 20$). The vectors are observed with Gaussian measurement matrices (with normalized columns) that are independently drawn at each iteration, and we add Gaussian measurement noise with variance $\sigma_\epsilon^2 = 0.001$. We vary the number of measurements to observe the reconstruction capability of the algorithm in highly undersampled regimes, but the number of measurements is always constant within a trial. All simulations average the results of 40 independent runs and display reconstruction results as the relative mean-squared error (rMSE):

$$\frac{\|\mathbf{x}_k - \hat{\mathbf{x}}_k\|_2^2}{\|\mathbf{x}\|_2^2}. \quad (21)$$

For independent BPDN, at each iteration we use the value $\lambda = 0.55\sigma_\epsilon^2$. For independent RWL1 we use $\lambda_0 = 0.0011$, $\tau = 1$ and $\nu = 0.01$. For BPDN-DF we use $\gamma = 0.5\sigma_\epsilon^2$ and $\kappa = 0.001/(p+1)$. For RWL1-DF we use $\lambda_0 = 0.0011$, $\tau = 1$ and $\nu = 1 - 2p/S$. These parameters were optimized using a parameter sweep.

Figure 3(a) shows a single trial with $M = 70$ measurements and $2p = 6$ innovation errors at each time step. The estimation for BPDN-DF and RWL1-DF improves with time and converges to steady state values, indicating that both approaches are exploiting useful dynamic information to sequentially improve over time (in contrast to the methods that do not incorporate dynamic information, as expected). Note that RWL1-DF reaches substantially lower steady-state recovery error than BPDN-DF, illustrating the net improvements gained by using second-order statistics in the estimation.

To explore the performance of RWL1-DF, Figure 3(b) displays the results of varying the number of measurements while holding $p = 3$. While performance for all algorithms is comparable for large

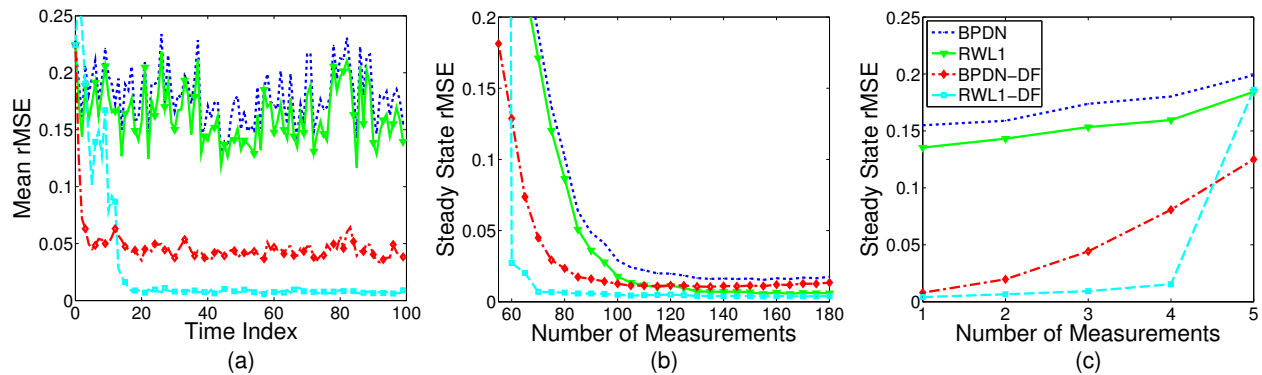


Fig. 3. Behavior of the RWL1-DF algorithm on synthetic data. (a) RWL1-DF converges over time to a lower mean rMSE than static sparse estimation or BPDN-DF. Shown for $M = 70$, $N = 500$, $S = 20$ and $p = 3$. (b) When sweeping the number of measurements M for $N = 500$, $S = 20$, and $p = 3$, we observe that RWL1-DF retains lower rMSE values for low numbers of per-iteration measurements. Each point is the average steady state rMSE over 40 independent trials. (c) RWL1-DF is also more robust to model mismatch in the innovation statistics. Shown here for different innovations sparsity p for $M = 70$, $N = 500$, and $S = 20$. Each data point is the result of averaging the steady-state rMSE over 40 independent trials. Note that when BPDN-DF starts to perform better ($p = 5$), the innovations are actually half of the total support set and a Gaussian innovations model may be more accurate than a sparse innovation model.

numbers of measurements, it is clear that exploiting temporal information can improve performance in the undersampling regime. In particular, RWL1-DF is able to sustain virtually the same steady-state rMSE down to much more aggressive levels of undersampling than even BPDN-DF.

Finally, we explore the robustness of each algorithm to model errors by fixing the number of measurements ($M = 70$) and varying the sparsity of the innovations p . Figure 3(c) shows the results, illustrating that RWL1-DF uses the second-order statistics to sustain better performance than BPDN-DF when the innovations are sparse (i.e., shot noise). We note that when $p > 4$ and BPDN-DF achieves lower rMSE, the total number of model errors is 50% of the signal sparsity and may be better approximated by a dense (i.e., non-sparse) innovations model. We note that due to the method of simulating the sparse innovations, the total energy slightly increases when p is higher, accounting for slightly degraded performance for even the independent cases. Despite even this model mismatch, RWL1-DF does not degrade nearly as fast with respect to increasing p .

B. Natural Video Sequences

To test the utility of RWL1-DF on natural signals, we explore its performance on a portion (128×128 pixels) of the standard Foreman video sequence⁶ that has been compressively sampled. In this case, we take the time-varying hidden state \mathbf{x}_n to be the wavelet (synthesis) coefficients at each frame of the video. While the true frame-by-frame dynamics of natural video are likely to be complex and non-linear, for this simulation we use a simple first-order model predicting that the coefficients will remain the same from one frame to the next: $f_{\mathbf{x}}(k) = \mathbf{x}$ for all k . We note that RWL1-DF is not specialized to this simple model, and any advanced efforts to build a more accurate model of the state dynamics in natural video could be easily incorporated. To illustrate the effects of the representation (especially in this simple dynamics model), we run two separate simulations using both the orthonormal Daubechies wavelet transform (DWT) and a four-times overcomplete dual-tree discrete wavelet transform (DT-DWT) [40]. Compared to the DWT, we expect the redundancy in DT-DWT to produce higher levels of sparsity, which will improve CS recovery overall. Furthermore, we also expect the DT-DWT to be more shift-invariant, leading to better performance of the simple dynamics model that assumes stationary coefficients from frame to frame.

We simulate CS measurements by applying a subsampled noiselet transform⁷ [41] to each frame, taking $M = 0.27N$ measurements per frame where $N = 128^2$. In the DWT recovery we use the following parameters: $\lambda = 0.01$ for BPDN, $\lambda_0 = 0.001$, $\tau = 0.05$ and $\nu = 0.1$ for RWL1, $\gamma = 0.01$ and $\kappa = 0.4$ for BPDN-DF, and $\lambda_0 = 0.001$, $\tau = 0.2$, $\beta = 1$ and $\nu = 0.2$ for RWL1-DF. In the DT-DWT recovery we use the parameters $\lambda = 0.001$ for BPDN, $\lambda_0 = 0.11$, $\tau = 0.2$ and $\nu = 0.1$ for RWL1, $\gamma = 0.01$ and $\kappa = 0.2$ for BPDN-DF, and $\lambda_0 = 0.003$, $\tau = 4$, $\beta = 1$ and $\nu = 1$ for RWL1-DF. Again, we found these parameter setting through a parameter sweep. We solve all optimization programs using the TFOCS package [42] due its superior stability during RWL1 optimization and the ability to use implicit operators for matrix multiplications.

Figure 4 shows the recovery of 200 consecutive frames of video. As expected, we see that all algorithms perform better in the DT-DWT case than the DWT case due to the increased sparsity of the representation (DT-DWT representations used approximately 62% of the coefficients necessary in the DWT). In both cases, RWL1-DF converges to the lowest steady-state rMSE and is able to largely sustain

⁶The Foreman sequence is available at: <http://www.hlevkin.com/TestVideo/foreman.yuv>

⁷We use the noiselet transform because it can be computed with an efficient implicit transform and has enough similarity to a random measurement that it works well in CS.

that performance over the sequence. In contrast, BPDN-DF cycles through periods of good performance and poor performance, sometimes performing worse than not using temporal information at all. In essence, BPDN-DF is not robust to model errors, and each time there is motion in the scene (violating the simple dynamics model) the algorithm has to re-converge. The RWL1-DF does not exhibit this performance oscillation because the use of second-order statistics to propagate temporal information is less rigid, allowing for more robustness when the model is in error. As expected, while BPDN-DF is still susceptible to model errors, the fragility in BPDN-DF is somewhat mitigated when using the DT-DWT because the simple model is more accurate in this case.

To summarize the performance over the entire video sequence, Figure 5 shows histogram plots of the rMSE values over the 200 frames for each recovery process. The mean and median for each histogram are represented by the green dashed line and the red arrow respectively. As expected, the algorithms with no temporal information are immune to errors in the dynamic model (since it is not used), reflected in the fact that the mean and median are virtually the same in each of these cases. However, with BPDN-DF the errors are much more spread out, achieving nearly the same median error as the independent algorithms and having a much higher mean error due to the large excursions. In other words, unless a more accurate (and complex) dynamic model can be used, BPDN-DF actually may be a worse choice than not using any temporal information at all. In contrast, RWL1-DF shows a much tighter distribution of errors, having a mean and median significantly lower than the other approaches. Additionally the statistics for the RWL1-DF do not change much with the loss of redundancy (and therefore the accompanying temporal regularity), indicating that similar performance can be achieved with smaller state spaces.

V. CONCLUSIONS

In this work we propose a causal dynamic inference scheme for sparse models that reflects the spirit of Kalman filtering by propagating second-order statistics in a computationally efficient recursive update. This approach is based on hierarchical probabilistic models, and attempts to integrate the temporal information leveraged in dynamic filtering with the sparse signal structure that has been so successful in modern signal processing. We demonstrate that this algorithm achieves superior reconstruction rates and more robustness to sparse model mismatch (i.e., shot noise) than other comparable schemes.

In addition to improving recovery performance, RWL1-DF has the further advantage of being computationally efficient. There is no need to calculate or store full covariance matrices as required in Kalman filtering-based approaches, making it more appropriate for high-dimensional data such as large video

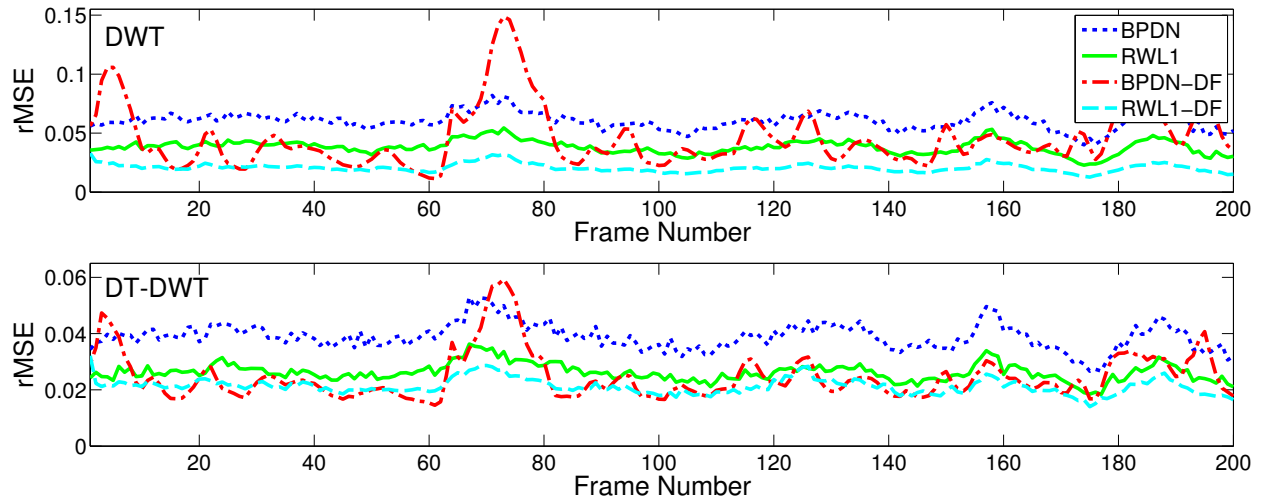


Fig. 4. CS recovery of the full Foreman video sequence shows that RWL1-DF is more robust to changes in the video sequence. Each curve represents the rMSE for recovery from subsampled noiselets ($M/N = 0.27$) using either a DWT (top) or a DT-DWT (bottom) as the sparsifying basis. The independent BPDN recovery (dotted blue curve) and the independent re-weighted BPDN (solid green curve) retain a steady rMSE over time. RWL1-DF (dashed cyan curve) converges on a lower rMSE than either time-independent estimation and remains at approximately steady-state for the remainder of the video sequence. BPDN-DF (the dot-dash red curve) can converge to low rMSE values, but is highly unstable and can yield very poor results when the model is not regular. While moving from the four-times overcomplete DT-DWT to the DWT, all algorithms except RWL1-DF (but especially BPDN-DF) suffer in performance due to the dynamic signal model being more inaccurate.

sequences. Instead, RWL1-DF only requires storage of a set of variances that is the same size as the number of variables (instead of the square of this dimension as required by a covariance matrix). The core computations of this approach center around RWL1 optimization, meaning that it can take advantage of modern software packages for efficient ℓ_1 minimization (e.g. TFOCS or NESTA [42], [43]) that often exploit implicit operators (instead of explicit matrices). Though multiple ℓ_1 minimization problems must be solved for the EM algorithm at each time step, our experience was that no more than 10 (and usually no more than 5) iterations of the EM algorithm must be performed at each time step to converge. Recent applications of homotopy algorithms could further improve the speed of performing RWL1 via low rank updates [44]. In addition to the digital efficiency, the RWL1-DF can benefit from recent advances in analog implementations of optimization programs. Analog designs and small-scale implementations have been shown for solving BPDN in a fraction of the time of digital solvers [18] and a similar continuous time system has been established to solve RWL1 [45]. Since RWL1-DF essentially solves a RWL1 optimization at each step, these systems can potentially be used to implement RWL1-DF in analog hardware to enable

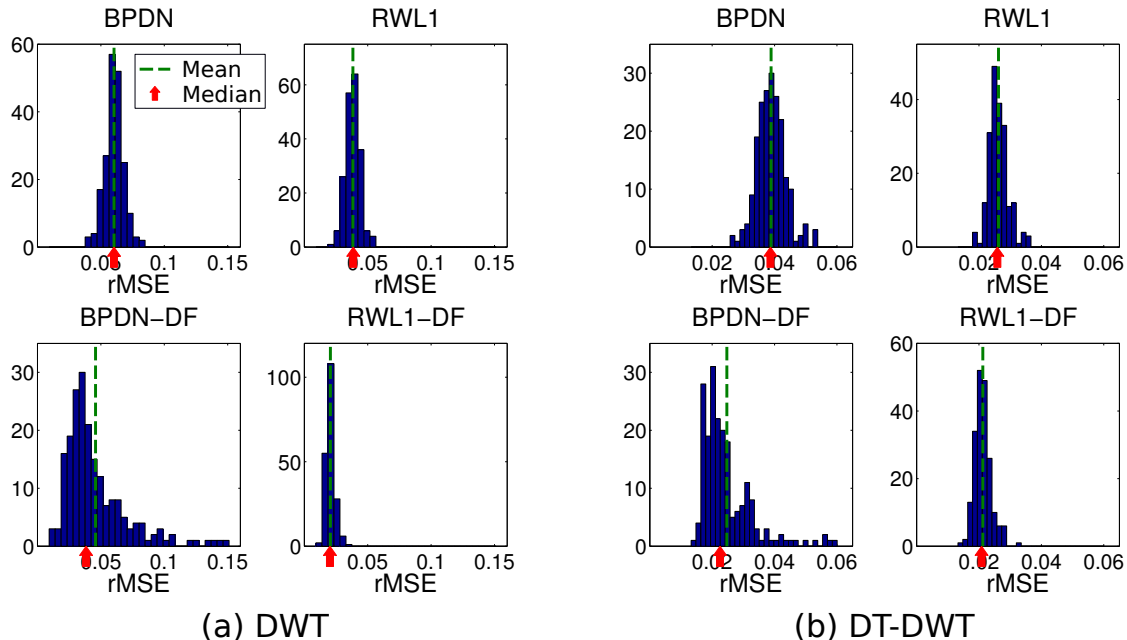


Fig. 5. Histogram of the achieved errors for both the DWT and the DT-DWT as the sparsifying basis. RWL1-DF not only achieves a lower mean (indicated by the dashed green lines) and median (indicated by the red arrows), but the overall distribution is concentrated at lower rMSE values for both cases. On the other hand, BPDN-DF achieves a median approximately the same as (independent) RWL1, but the distribution of errors is spread out due to the lack of robustness in the estimation, resulting in a higher mean.

real-time inference.

The sum total of these results lead us to conclude that hierarchical sparsity models such as the LSM may be a very general framework to successfully incorporate higher-order signal information, including (but not limited to) temporal regularity. As with any inference algorithm, performance will improve with a model that captures more structure in the data. For applications in CS, significant future work will center around developing more accurate dynamic models to capture more structure in the temporal regularity. Fortunately, the RWL1-DF approach is not limited to linear dynamics models, and more complex nonlinear models of signal structure can be incorporated with straightforward modifications to the examples presented here.

REFERENCES

- [1] A. S. Charles and C. J. Rozell, “A hierarchical re-weighted- ℓ_1 approach for dynamic sparse signal estimation,” *SPARS11 workshop, Edinburgh, Scotland UK*, June 2011.

- [2] R. E. Kalman, "A new approach to linear filtering and prediction problems," *Transactions of the ASME-Journal of Basic Engineering*, vol. 82, no. D, pp. 35–45, 1960.
- [3] M. Elad, M. Figueiredo, and Y. Ma, "On the role of sparse and redundant representations in image processing," *IEEE Proceedings - Special Issue on Applications of Compressive Sensing & Sparse Representation*, Oct 2008.
- [4] M. Davies and L. Daudet, "Sparse audio representations using the mclt," *Signal processing*, vol. 86, no. 3, pp. 457–470, 2006.
- [5] A. S. Charles, B. A. Olshausen, and C. J. Rozell, "Learning sparse codes for hyperspectral imagery," *IEEE Journal of Selected Topics in Signal Processing*, vol. 5, no. 5, pp. 963–978, 2011.
- [6] E. Candes, J. Romberg, and T. Tao, "Robust uncertainty principles: Exact signal reconstruction from highly incomplete frequency information," *IEEE Trans on Information Theory*, vol. 52, no. 2, Feb 2006.
- [7] R. Baraniuk, "Compressive sensing," *IEEE Signal Processing Magazine*, vol. 24, no. 4, pp. 118–121, Jul 2007.
- [8] J. Mattingley and S. Boyd, "Real-time convex optimization in signal processing," *IEEE Signal Processing Magazine*, vol. 27, no. 3, pp. 50–61, May 2010.
- [9] P. Garrigues and B. Olshausen, "Group sparse coding with a laplacian scale mixture prior," *Advances in Neural Information Processing Systems*, vol. 24, 2010.
- [10] E. Candes, M. B. Wakin, and S. P. Boyd, "Enhancing sparsity by reweighted ℓ_1 minimization," *Journal of Fourier Analysis and Applications*, vol. 14, no. 5, pp. 877–905, Dec 2008, special Issue on Sparsity.
- [11] D. Wipf and S. Nagarajan, "Iterative reweighted ℓ_1 and ℓ_2 methods for finding sparse solutions," *Selected Topics in Signal Processing, IEEE Journal of*, vol. 4, no. 2, pp. 317–329, 2010.
- [12] D. Donoho and J. Tanner, "Sparse nonnegative solution of underdetermined linear equations by linear programming," *Proceedings of the National Academy of Sciences of the United States of America*, vol. 102, no. 27, p. 9446, 2005.
- [13] E. Candes and J. Romberg, " ℓ^1 -Magic: Recovery of sparse signals via convex programming," 2005, <http://www.acm.caltech.edu/1lmagic/>.
- [14] S.-J. Kim, K. Koh, M. Lustig, S. Boyd, and D. Gorinevsky, "An interior-point method for large scale ℓ_1 -regularized least squares," *IEEE Journal on Selected Topics in Signal Processing*, vol. 1, no. 4, pp. 606–617, Dec 2007.
- [15] D. M. Malioutov, M. Cetin, and A. S. Willsky, "Homotopy continuation for sparse signal representation," *IEEE Proceedings of ICASSP*, 2005.
- [16] M. A. T. Figueiredo, R. D. Nowak, and S. J. Wright, "Gradient projection for sparse reconstruction: Application to compressed sensing and other inverse problems," *IEEE Journal of Selected Topics in Signal Processing*, vol. 1, no. 4, pp. 586–597, 2007.
- [17] C. J. Rozell, D. H. Johnson, R. G. Baraniuk, and B. A. Olshausen, "Sparse coding via thresholding and local competition in neural circuits," *Neural Computation*, vol. 20, no. 10, pp. 2526–2563, Oct 2010.
- [18] S. Shapero, A. S. Charles, C. J. Rozell, and P. Hasler, "Low power sparse approximation on reconfigurable analog hardware," *IEEE Journal on Emerging and Selected Topics in Circuits and Systems*, 2012, in Press.
- [19] R. Chartrand and W. Yin, "Iteratively reweighted algorithms for compressive sensing," in *Acoustics, Speech and Signal Processing, 2008. ICASSP 2008. IEEE International Conference on*. IEEE, 2008, pp. 3869–3872.
- [20] M. Khajehnejad, W. Xu, S. Avestimehr, and B. Hassibi, "Improved sparse recovery thresholds with two-step reweighted ℓ_1 minimization," *Arxiv preprint arXiv:1004.0402*, 2010.
- [21] W. Xu, M. A. Khajehnejad, S. Avestimehr, and B. Hassibi, "Breaking through the thresholds: an analysis for iterative

- reweighted ℓ_1 Minimization via the Grassman Angle Framework,” *Proceedings of the International Conference on Acoustics, Speech, and Signal Processing*, 2010.
- [22] S. Haykin, “Kalman filters,” in *Kalman Filtering and Neural Networks*, S. Haykin, Ed. John Wiley & Sons, Inc., 2001, pp. 1–22.
- [23] E. A. Wan and R. van der Merwe, “The unscented Kalman filter,” in *Kalman Filtering and Neural Networks*, S. Haykin, Ed. John Wiley & Sons, Inc., 2001, pp. 221–282.
- [24] D. Angelosante, S. I. Roumeliotis, and G. B. Giannakis, “Lasso-Kalman smoother for tracking sparse signals,” *Proc of the Asilomar Conference on Signals, Systems and Computers*, 2009.
- [25] S. Farahmand, G. Giannakis, and D. Angelosante, “Doubly robust smoothing of dynamical processes via outlier sparsity constraints,” vol. 59, no. 10, pp. 4529–4543, Oct 2011.
- [26] Z. Zhang and B. Rao, “Sparse signal recovery with temporally correlated source vectors using sparse bayesian learning,” *Selected Topics in Signal Processing, IEEE Journal of*, no. 99, pp. 1–1, 2011.
- [27] A. Sankaranarayanan, P. Turaga, R. Baraniuk, and R. Chellappa, “Compressive acquisition of dynamic scenes,” *Computer Vision–ECCV 2010*, pp. 129–142, 2010.
- [28] M. S. Asif, L. Hamilton, M. Brummer, and J. Romberg, “Motion-adaptive spatio-temporal regularization (master) for accelerated dynamic mri,” 2012, submitted to Magnetic Resonance in Medicine.
- [29] M. S. Asif and J. Romberg, “Dynamic updating for ℓ_1 minimization,” *IEEE Journal of Selected Topics in Signal Processing*, vol. 4, no. 2, pp. 421–434, Apr 2010.
- [30] M. S. Asif, A. Charles, J. Romberg, and C. Rozell, “Estimation and dynamic updating of time-varying signals with sparse variations,” *ICASSP*, 2011.
- [31] A. Carmi, P. Gurfil, and D. Kanevsky, “Methods for sparse signal recovery using Kalman filtering pseudo-measurement norms and quasi-norms,” *IEEE Transactions on Signal Processing*, vol. 58, no. 4, pp. 2405–2409, Apr 2010.
- [32] N. Vaswani, “Kalman filtered compressed sensing,” *Proc of ICIP 2008*, pp. 893–896, 2008.
- [33] C. Qiu and N. Vaswani, “Recursive sparse recovery in large but low dimensional noise,” *48th Allerton Conference on Communication Control and Computing*, 2011.
- [34] N. Vaswani, “Ls-cs-residual (ls-cs): Compressive sensing on the least squares residual,” *IEEE Trans on Signal Processing*, vol. 58, no. 8, pp. 4108–4120, Aug 2010.
- [35] D. Sejdinovic, C. Andrieu, and R. Piechocki, “Bayesian sequential compressed sensing in sparse dynamical systems,” in *Communication, Control, and Computing (Allerton), 2010 48th Annual Allerton Conference on*. IEEE, 2010, pp. 1730–1736.
- [36] A. Charles, M. S. Asif, J. Romberg, and C. Rozell, “Sparsity penalties in dynamical system estimation,” *Proc of the CISS*, March 2011.
- [37] D. Zachariah, S. Chatterjee, and M. Jansson, “Dynamic iterative pursuit,” *IEEE Transactions on Signal Processing*, 2012, in Press.
- [38] J. Ziniel, L. C. Potter, and P. Schniter, “Tracking and smoothing of time-varying sparse signals via approximate belief propagation,” *Proceedings of the Asilomar Conference on Signals, Systems and Computers*, 2010.
- [39] R. Baraniuk, V. Cevher, and M. Wakin, “Low-dimensional models for dimensionality reduction and signal recovery: A geometric perspective,” *Proceedings of the IEEE*, vol. 98, no. 6, pp. 959–971, 2010.
- [40] I. Selesnick, R. Baraniuk, and N. Kingsbury, “The dual-tree complex wavelet transform,” *Signal Processing Magazine, IEEE*, vol. 22, no. 6, pp. 123–151, 2005.

- [41] R. Coifman, F. Geshwind, and Y. Meyer, “Noiselets,” *Applied Computational Harmonic Analysis*, vol. 10, no. 1, pp. 27–44, 2001.
- [42] S. Becker, E. Candès, and M. Grant, “Templates for convex cone problems with applications to sparse signal recovery,” *Mathematical Programming Computation*, pp. 1–54, 2011.
- [43] E. T. Hale, W. Yin, and Y. Zhang, “A fixed-point continuation method for ℓ_1 -regularized minimization with applications to compressed sensing,” Rice University Department of Computational and Applied Mathematics, Tech. Rep., Jul 2007.
- [44] S. Asif and J. Romberg, “Fast and accurate algorithms for re-weighted ℓ_1 -norm minimization,” 2012, submitted.
- [45] A. S. Charles, P. Garrigues, and C. J. Rozell, “A common network architecture efficiently implements a variety of sparsity-based inference problems,” *Neural Computation*, 2012, in press.