

## Evidence for a particle produced in association with weak bosons and decaying to a bottom-antibottom quark pair in Higgs boson searches at the Tevatron

T. Aaltonen<sup>†,12</sup> V.M. Abazov<sup>†,48</sup> B. Abbott<sup>†,112</sup> B.S. Acharya<sup>†,31</sup> M. Adams<sup>†,78</sup> T. Adams<sup>†,74</sup> G.D. Alexeev<sup>†,48</sup>  
 G. Alkhazov<sup>†,52</sup> A. Alton<sup>†a,96</sup> B. Álvarez González<sup>†a,57</sup> G. Alverson<sup>†,92</sup> S. Amerio<sup>†,35</sup> D. Amidei<sup>†,96</sup>  
 A. Anastassov<sup>†b,76</sup> A. Annovi<sup>†,34</sup> J. Antos<sup>†,53</sup> G. Apollinari<sup>†,76</sup> J.A. Appel<sup>†,76</sup> T. Arisawa<sup>†,41</sup> A. Artikov<sup>†,48</sup>  
 J. Asaadi<sup>†,119</sup> W. Ashmanskas<sup>†,76</sup> A. Askew<sup>†,74</sup> S. Atkins<sup>†,89</sup> B. Auerbach<sup>†,72</sup> K. Augsten<sup>†,9</sup> A. Aurisano<sup>†,119</sup>  
 C. Avila<sup>†,7</sup> F. Afzar<sup>†,66</sup> F. Badaud<sup>†,13</sup> W. Badgett<sup>†,76</sup> T. Bae<sup>†,43</sup> L. Bagby<sup>†,76</sup> B. Baldin<sup>†,76</sup> D.V. Bandurin<sup>†,74</sup>  
 S. Banerjee<sup>†,31</sup> A. Barbaro-Galtieri<sup>†,68</sup> E. Barberis<sup>†,92</sup> P. Baringer<sup>†,87</sup> V.E. Barnes<sup>†,85</sup> B.A. Barnett<sup>†,90</sup>  
 P. Barria<sup>†#d,36</sup> J.F. Bartlett<sup>†,76</sup> P. Bartos<sup>†,53</sup> U. Bassler<sup>†,18</sup> M. Bauc<sup>†#b,35</sup> V. Bazterra<sup>†,78</sup> A. Bean<sup>†,87</sup>  
 F. Bedeschi<sup>†,36</sup> M. Begalli<sup>†,2</sup> S. Behari<sup>†,90</sup> L. Bellantoni<sup>†,76</sup> G. Bellettini<sup>†#c,36</sup> J. Bellinger<sup>†,125</sup> D. Benjamin<sup>†,109</sup>  
 A. Beretvas<sup>†,76</sup> S.B. Beri<sup>†,29</sup> G. Bernardi<sup>†,17</sup> R. Bernhard<sup>†,22</sup> I. Bertram<sup>†,61</sup> M. Besançon<sup>†,18</sup> R. Beuselinck<sup>†,63</sup>  
 P.C. Bhat<sup>†,76</sup> S. Bhatia<sup>†,99</sup> V. Bhatnagar<sup>†,29</sup> A. Bhatti<sup>†,105</sup> M. Binkley<sup>†\*†,76</sup> D. Bisello<sup>†#b,35</sup> I. Bizjak<sup>†,64</sup>  
 K.R. Bland<sup>†,122</sup> G. Blazey<sup>†,79</sup> S. Blessing<sup>†,74</sup> K. Bloom<sup>†,100</sup> B. Blumenfeld<sup>†,90</sup> A. Bocci<sup>†,109</sup> A. Bodek<sup>†,106</sup>  
 A. Boehnlein<sup>†,76</sup> D. Boline<sup>†,107</sup> E.E. Boos<sup>†,50</sup> G. Borissov<sup>†,61</sup> D. Bortoletto<sup>†,85</sup> T. Bose<sup>†,91</sup> J. Boudreau<sup>†,116</sup>  
 A. Boveia<sup>†,77</sup> A. Brandt<sup>†,118</sup> O. Brandt<sup>†,23</sup> L. Brigliadori<sup>†#a,33</sup> R. Brock<sup>†,98</sup> C. Bromberg<sup>†,98</sup> A. Bross<sup>†,76</sup>  
 D. Brown<sup>†,17</sup> J. Brown<sup>†,17</sup> E. Brucken<sup>†,12</sup> J. Budagov<sup>†,48</sup> X.B. Bu<sup>†,76</sup> H.S. Budd<sup>†,106</sup> M. Buehler<sup>†,76</sup> V. Buescher<sup>†,25</sup>  
 V. Bunichev<sup>†,50</sup> S. Burdin<sup>†b,61</sup> K. Burkett<sup>†,76</sup> G. Busetto<sup>†#b,35</sup> P. Bussey<sup>†,60</sup> C.P. Buszello<sup>†,58</sup> A. Buzatu<sup>†,4</sup>  
 A. Calamba<sup>†,115</sup> C. Calancha<sup>†,56</sup> E. Camacho-Pérez<sup>†,45</sup> S. Camarda<sup>†,54</sup> M. Campanelli<sup>†,64</sup> M. Campbell<sup>†,96</sup>  
 F. Canelli<sup>†,77</sup> B. Carls<sup>†,81</sup> D. Carlsmith<sup>†,125</sup> R. Carosi<sup>†,36</sup> S. Carrillo<sup>†c,73</sup> S. Carron<sup>†,76</sup> B. Casal<sup>†d,57</sup> M. Casarsa<sup>†,38</sup>  
 B.C.K. Casey<sup>†,76</sup> H. Castilla-Valdez<sup>†,45</sup> A. Castro<sup>†#a,33</sup> P. Catastini<sup>†,93</sup> S. Caughron<sup>†,98</sup> D. Cauz<sup>†,38</sup> V. Cavaliere<sup>†,81</sup>  
 M. Cavalli-Sforza<sup>†,54</sup> A. Cerri<sup>†e,68</sup> L. Cerrito<sup>†f,64</sup> S. Chakrabarti<sup>†,107</sup> D. Chakraborty<sup>†,79</sup> K.M. Chan<sup>†,84</sup>  
 A. Chandra<sup>†,121</sup> E. Chapon<sup>†,18</sup> G. Chen<sup>†,87</sup> Y.C. Chen<sup>†,6</sup> M. Chertok<sup>†,69</sup> S. Chevalier-Théry<sup>†,18</sup> G. Chiarelli<sup>†,36</sup>  
 G. Chlachidze<sup>†,76</sup> F. Chlebana<sup>†,76</sup> D.K. Cho<sup>†,117</sup> K. Cho<sup>†,43</sup> S.W. Cho<sup>†,44</sup> S. Choi<sup>†,44</sup> D. Chokheli<sup>†,48</sup>  
 B. Choudhary<sup>†,30</sup> W.H. Chung<sup>†,125</sup> Y.S. Chung<sup>†,106</sup> S. Cihangir<sup>†,76</sup> M.A. Ciocci<sup>†#d,36</sup> D. Claes<sup>†,100</sup> A. Clark<sup>†,59</sup>  
 C. Clarke<sup>†,97</sup> J. Clutter<sup>†,87</sup> G. Compostella<sup>†#b,35</sup> M.E. Convery<sup>†,76</sup> J. Conway<sup>†,69</sup> M. Cooke<sup>†,76</sup> W.E. Cooper<sup>†,76</sup>  
 M. Corbo<sup>†,76</sup> M. Corcoran<sup>†,121</sup> M. Cordelli<sup>†,34</sup> F. Couderc<sup>†,18</sup> M.-C. Cousinou<sup>†,15</sup> C.A. Cox<sup>†,69</sup> D.J. Cox<sup>†,69</sup>  
 F. Crescioli<sup>†#c,36</sup> A. Croc<sup>†,18</sup> J. Cuevas<sup>†a,57</sup> R. Culbertson<sup>†,76</sup> D. Cutts<sup>†,117</sup> D. Dagenhart<sup>†,76</sup> N. d'Ascenzo<sup>†g,76</sup>  
 A. Das<sup>†,67</sup> M. Datta<sup>†,76</sup> G. Davies<sup>†,63</sup> P. de Barbaro<sup>†,106</sup> S.J. de Jong<sup>†,46,47</sup> E. De La Cruz-Burelo<sup>†,45</sup> F. Déliot<sup>†,18</sup>  
 M. Dell'Orso<sup>†#c,36</sup> R. Demina<sup>†,106</sup> L. Demortier<sup>†,105</sup> M. Deninno<sup>†,33</sup> D. Denisov<sup>†,76</sup> S.P. Denisov<sup>†,51</sup>  
 M. d'Errico<sup>†#b,35</sup> S. Desai<sup>†,76</sup> C. Deterre<sup>†,18</sup> K. DeVaghan<sup>†,100</sup> F. Devoto<sup>†,12</sup> A. Di Canto<sup>†#c,36</sup> B. Di Ruzza<sup>†,76</sup>  
 H.T. Diehl<sup>†,76</sup> M. Diesburg<sup>†,76</sup> P.F. Ding<sup>†,65</sup> J.R. Dittmann<sup>†,122</sup> A. Dominguez<sup>†,100</sup> S. Donati<sup>†#c,36</sup> P. Dong<sup>†,76</sup>  
 M. D'Onofrio<sup>†,62</sup> M. Dorigo<sup>†,38</sup> T. Dorigo<sup>†,35</sup> A. Dubey<sup>†,30</sup> L.V. Dudko<sup>†,50</sup> D. Duggan<sup>†,101</sup> A. Duperrin<sup>†,15</sup>  
 S. Dutt<sup>†,29</sup> A. Dyshkant<sup>†,79</sup> M. Eads<sup>†,100</sup> K. Ebina<sup>†,41</sup> D. Edmunds<sup>†,98</sup> A. Elagin<sup>†,119</sup> J. Ellison<sup>†,71</sup> V.D. Elvira<sup>†,76</sup>  
 Y. Enari<sup>†,17</sup> A. Eppig<sup>†,96</sup> R. Erbacher<sup>†,69</sup> S. Errede<sup>†,81</sup> N. Ershaidat<sup>†h,76</sup> R. Eusebi<sup>†,119</sup> H. Evans<sup>†,82</sup>  
 A. Evdokimov<sup>†,108</sup> V.N. Evdokimov<sup>†,51</sup> G. Facini<sup>†,92</sup> S. Farrington<sup>†,66</sup> M. Feindt<sup>†,24</sup> L. Feng<sup>†,79</sup> T. Ferbel<sup>†,106</sup>  
 J.P. Fernandez<sup>†,56</sup> C. Ferrazza<sup>†,37</sup> F. Fiedler<sup>†,25</sup> R. Field<sup>†,73</sup> F. Filthaut<sup>†,46,47</sup> W. Fisher<sup>†,98</sup> H.E. Fisk<sup>†,76</sup>  
 G. Flanagan<sup>†i,76</sup> R. Forrest<sup>†,69</sup> M. Fortner<sup>†,79</sup> H. Fox<sup>†,61</sup> M.J. Frank<sup>†,122</sup> M. Franklin<sup>†,93</sup> J.C. Freeman<sup>†,76</sup>  
 S. Fuess<sup>†,76</sup> Y. Funakoshi<sup>†,41</sup> M. Gallinaro<sup>†,105</sup> A. Garcia-Bellido<sup>†,106</sup> J.E. Garcia<sup>†,59</sup> J.A. García-González<sup>†,45</sup>  
 G.A. García-Guerra<sup>†c,45</sup> A.F. Garfinkel<sup>†,85</sup> P. Garosi<sup>†#d,36</sup> V. Gavrilov<sup>†,49</sup> P. Gay<sup>†,13</sup> W. Geng<sup>†,15,98</sup>  
 D. Gerbaudo<sup>†,102</sup> C.E. Gerber<sup>†,78</sup> H. Gerberich<sup>†,81</sup> E. Gerchtein<sup>†,76</sup> Y. Gershtein<sup>†,101</sup> S. Giagu<sup>†,37</sup>  
 V. Giakoumopoulou<sup>†,28</sup> P. Giannetti<sup>†,36</sup> K. Gibson<sup>†,116</sup> C.M. Ginsburg<sup>†,76</sup> G. Ginter<sup>†,76,106</sup> N. Giokaris<sup>†,28</sup>  
 P. Giromini<sup>†,34</sup> G. Giurgiu<sup>†,90</sup> V. Glagolev<sup>†,48</sup> D. Glenzinski<sup>†,76</sup> M. Gold<sup>†,103</sup> D. Goldin<sup>†,119</sup> N. Goldschmidt<sup>†,73</sup>  
 A. Golossanov<sup>†,76</sup> G. Golovanov<sup>†,48</sup> G. Gomez-Ceballos<sup>†,94</sup> G. Gomez<sup>†,57</sup> M. Goncharov<sup>†,94</sup> O. González<sup>†,56</sup>  
 I. Gorelov<sup>†,103</sup> A.T. Goshaw<sup>†,109</sup> K. Goulianos<sup>†,105</sup> A. Goussiou<sup>†,124</sup> P.D. Grannis<sup>†,107</sup> S. Greder<sup>†,19</sup> H. Greenlee<sup>†,76</sup>  
 G. Grenier<sup>†,20</sup> S. Grinstein<sup>†,54</sup> Ph. Gris<sup>†,13</sup> J.-F. Grivaz<sup>†,16</sup> A. Grohsjean<sup>†d,18</sup> C. Grosso-Pilcher<sup>†,77</sup>  
 R.C. Group<sup>†,123,76</sup> S. Grünendahl<sup>†,76</sup> M.W. Grünewald<sup>†,32</sup> T. Guillemin<sup>†,16</sup> J. Guimaraes da Costa<sup>†,93</sup>  
 G. Gutierrez<sup>†,76</sup> P. Gutierrez<sup>†,112</sup> S. Hagopian<sup>†,74</sup> S.R. Hahn<sup>†,76</sup> J. Haley<sup>†,92</sup> E. Halkiadakis<sup>†,101</sup> A. Hamaguchi<sup>†,40</sup>  
 J.Y. Han<sup>†,106</sup> L. Han<sup>†,5</sup> F. Happacher<sup>†,34</sup> K. Hara<sup>†,42</sup> K. Harder<sup>†,65</sup> D. Hare<sup>†,101</sup> M. Hare<sup>†,95</sup> A. Harel<sup>†,106</sup>  
 R.F. Harr<sup>†,97</sup> K. Hatakeyama<sup>†,122</sup> J.M. Hauptman<sup>†,86</sup> C. Hays<sup>†,66</sup> J. Hays<sup>†,63</sup> T. Head<sup>†,65</sup> T. Hebbeker<sup>†,21</sup>

M. Heck<sup>†,24</sup> D. Hedin<sup>†,79</sup> H. Hegab<sup>†,113</sup> J. Heinrich<sup>†,114</sup> A.P. Heinson<sup>†,71</sup> U. Heintz<sup>†,117</sup> C. Hensel<sup>†,23</sup>  
 I. Heredia-De La Cruz<sup>†,45</sup> M. Herndon<sup>†,125</sup> K. Herner<sup>†,96</sup> G. Hesketh<sup>†,65</sup> S. Hewamanage<sup>†,122</sup> M.D. Hildreth<sup>†,84</sup>  
 R. Hirosky<sup>†,123</sup> T. Hoang<sup>†,74</sup> J.D. Hobbs<sup>†,107</sup> A. Hocker<sup>†,76</sup> B. Hoeneisen<sup>†,11</sup> J. Hogan<sup>†,121</sup> M. Hohlfeld<sup>†,25</sup>  
 W. Hopkins<sup>†,76</sup> D. Horn<sup>†,24</sup> S. Hou<sup>†,6</sup> I. Howley<sup>†,118</sup> Z. Hubacek<sup>†,9,18</sup> R.E. Hughes<sup>†,110</sup> M. Hurwitz<sup>†,77</sup>  
 U. Husemann<sup>†,72</sup> N. Hussain<sup>†,4</sup> M. Hussein<sup>†,98</sup> J. Huston<sup>†,98</sup> V. Hynek<sup>†,9</sup> I. Iashvili<sup>†,104</sup> Y. Ilchenko<sup>†,120</sup>  
 R. Illingworth<sup>†,76</sup> G. Introzzi<sup>†,36</sup> M. Iori<sup>†,37</sup> A.S. Ito<sup>†,76</sup> A. Ivanov<sup>†,69</sup> S. Jabeen<sup>†,117</sup> M. Jaffré<sup>†,16</sup> E. James<sup>†,76</sup>  
 D. Jang<sup>†,115</sup> A. Jayasinghe<sup>†,112</sup> B. Jayatilaka<sup>†,109</sup> D.T. Jeans<sup>†,37</sup> E.J. Jeon<sup>†,43</sup> M.S. Jeong<sup>†,44</sup> R. Jesik<sup>†,63</sup>  
 P. Jiang<sup>†,5</sup> S. Jindariani<sup>†,76</sup> K. Johns<sup>†,67</sup> E. Johnson<sup>†,98</sup> M. Johnson<sup>†,76</sup> A. Jonckheere<sup>†,76</sup> M. Jones<sup>†,85</sup>  
 P. Jonsson<sup>†,63</sup> K.K. Joo<sup>†,43</sup> J. Joshi<sup>†,71</sup> S.Y. Jun<sup>†,115</sup> A.W. Jung<sup>†,76</sup> T.R. Junk<sup>†,76</sup> A. Juste<sup>†,55</sup> K. Kaadze<sup>†,88</sup>  
 E. Kajfasz<sup>†,15</sup> T. Kamon<sup>†,119</sup> P.E. Karchin<sup>†,97</sup> D. Karmanov<sup>†,50</sup> A. Kasmi<sup>†,122</sup> P.A. Kasper<sup>†,76</sup> Y. Kato<sup>†,40</sup>  
 I. Katsanos<sup>†,100</sup> R. Kehoe<sup>†,120</sup> S. Kermiche<sup>†,15</sup> W. Ketchum<sup>†,77</sup> J. Keung<sup>†,114</sup> N. Khalatyan<sup>†,76</sup> A. Khanov<sup>†,113</sup>  
 A. Kharchilava<sup>†,104</sup> Y.N. Kharzhev<sup>†,48</sup> V. Khotilovich<sup>†,119</sup> B. Kilminster<sup>†,76</sup> D.H. Kim<sup>†,43</sup> H.S. Kim<sup>†,43</sup>  
 J.E. Kim<sup>†,43</sup> M.J. Kim<sup>†,34</sup> S.B. Kim<sup>†,43</sup> S.H. Kim<sup>†,42</sup> Y.J. Kim<sup>†,43</sup> Y.K. Kim<sup>†,77</sup> N. Kimura<sup>†,41</sup> M. Kirby<sup>†,76</sup>  
 I. Kiselevich<sup>†,49</sup> S. Klimenko<sup>†,73</sup> K. Knoepfel<sup>†,76</sup> J.M. Kohli<sup>†,29</sup> K. Kondo<sup>†,41</sup> D.J. Kong<sup>†,43</sup> J. Konigsberg<sup>†,73</sup>  
 A.V. Kotwal<sup>†,109</sup> A.V. Kozelov<sup>†,51</sup> J. Kraus<sup>†,99</sup> M. Kreps<sup>†,24</sup> J. Kroll<sup>†,114</sup> D. Krop<sup>†,77</sup> M. Kruse<sup>†,109</sup>  
 V. Krutelyov<sup>†,119</sup> T. Kuhr<sup>†,24</sup> S. Kulikov<sup>†,51</sup> A. Kumar<sup>†,104</sup> A. Kupco<sup>†,10</sup> M. Kurata<sup>†,42</sup> T. Kurča<sup>†,20</sup>  
 V.A. Kuzmin<sup>†,50</sup> S. Kwang<sup>†,77</sup> A.T. Laasanen<sup>†,85</sup> S. Lami<sup>†,36</sup> S. Lammel<sup>†,76</sup> S. Lammers<sup>†,82</sup> M. Lancaster<sup>†,64</sup>  
 R.L. Lander<sup>†,69</sup> K. Lannon<sup>†,110</sup> A. Lath<sup>†,101</sup> G. Latino<sup>†,36</sup> P. Lebrun<sup>†,20</sup> T. LeCompte<sup>†,75</sup> E. Lee<sup>†,119</sup>  
 H.S. Lee<sup>†,44</sup> H.S. Lee<sup>†,77</sup> J.S. Lee<sup>†,43</sup> S.W. Lee<sup>†,119</sup> S.W. Lee<sup>†,86</sup> W.M. Lee<sup>†,76</sup> X. Lei<sup>†,67</sup> J. Lellouch<sup>†,17</sup>  
 S. Leo<sup>†,36</sup> S. Leone<sup>†,36</sup> J.D. Lewis<sup>†,76</sup> D. Li<sup>†,17</sup> H. Li<sup>†,14</sup> L. Li<sup>†,71</sup> Q.Z. Li<sup>†,76</sup> J.K. Lim<sup>†,44</sup> A. Limosani<sup>†,109</sup>  
 D. Lincoln<sup>†,76</sup> C.-J. Lin<sup>†,68</sup> M. Lindgren<sup>†,76</sup> J. Linnemann<sup>†,98</sup> V.V. Lipaev<sup>†,51</sup> E. Lipeles<sup>†,114</sup> R. Lipton<sup>†,76</sup>  
 A. Lister<sup>†,59</sup> D.O. Litvintsev<sup>†,76</sup> C. Liu<sup>†,116</sup> H. Liu<sup>†,123</sup> H. Liu<sup>†,120</sup> Q. Liu<sup>†,85</sup> T. Liu<sup>†,76</sup> Y. Liu<sup>†,5</sup> A. Lobodenko<sup>†,52</sup>  
 S. Lockwitz<sup>†,72</sup> A. Loginov<sup>†,72</sup> M. Lokajicek<sup>†,10</sup> R. Lopes de Sa<sup>†,107</sup> H.J. Lubatti<sup>†,124</sup> D. Lucchesi<sup>†,35</sup> J. Lueck<sup>†,24</sup>  
 P. Lujan<sup>†,68</sup> P. Lukens<sup>†,76</sup> R. Luna-Garcia<sup>†,45</sup> G. Lungu<sup>†,105</sup> A.L. Lyon<sup>†,76</sup> R. Lysak<sup>†,53</sup> J. Lys<sup>†,68</sup>  
 A.K.A. Maciel<sup>†,1</sup> R. Madar<sup>†,18</sup> R. Madrak<sup>†,76</sup> P. Maestro<sup>†,36</sup> R. Magaña-Villalba<sup>†,45</sup> S. Malik<sup>†,105</sup> S. Malik<sup>†,100</sup>  
 V.L. Malyshev<sup>†,48</sup> G. Manca<sup>†,62</sup> A. Manousakis-Katsikakis<sup>†,28</sup> Y. Maravin<sup>†,88</sup> F. Margaroli<sup>†,37</sup> C. Marino<sup>†,24</sup>  
 M. Martínez<sup>†,54</sup> J. Martínez-Ortega<sup>†,45</sup> P. Mastrandrea<sup>†,37</sup> K. Matera<sup>†,81</sup> M.E. Mattson<sup>†,97</sup> A. Mazzacane<sup>†,76</sup>  
 P. Mazzanti<sup>†,33</sup> R. McCarthy<sup>†,107</sup> K.S. McFarland<sup>†,106</sup> C.L. McGivern<sup>†,65</sup> P. McIntyre<sup>†,119</sup> R. McNulty<sup>†,62</sup>  
 A. Mehta<sup>†,62</sup> P. Mehtala<sup>†,12</sup> M.M. Meijer<sup>†,46,47</sup> A. Melnitchouk<sup>†,99</sup> D. Menezes<sup>†,79</sup> P.G. Mercadante<sup>†,3</sup>  
 M. Merkin<sup>†,50</sup> C. Mesropian<sup>†,105</sup> A. Meyer<sup>†,21</sup> J. Meyer<sup>†,23</sup> T. Miao<sup>†,76</sup> F. Miconi<sup>†,19</sup> D. Mietlicki<sup>†,96</sup> A. Mitra<sup>†,6</sup>  
 H. Miyake<sup>†,42</sup> S. Moed<sup>†,76</sup> N. Moggi<sup>†,33</sup> N.K. Mondal<sup>†,31</sup> M.N. Mondragon<sup>†,76</sup> C.S. Moon<sup>†,43</sup> R. Moore<sup>†,76</sup>  
 M.J. Morello<sup>†,36</sup> J. Morlock<sup>†,24</sup> P. Movilla Fernandez<sup>†,76</sup> A. Mukherjee<sup>†,76</sup> M. Mulhearn<sup>†,123</sup> Th. Muller<sup>†,24</sup>  
 P. Murat<sup>†,76</sup> M. Mussini<sup>†,33</sup> J. Nachtman<sup>†,76</sup> Y. Nagai<sup>†,42</sup> J. Naganoma<sup>†,41</sup> E. Nagy<sup>†,15</sup> M. Naimuddin<sup>†,30</sup>  
 I. Nakano<sup>†,39</sup> A. Napier<sup>†,95</sup> M. Narain<sup>†,117</sup> R. Nayyar<sup>†,67</sup> H.A. Neal<sup>†,96</sup> J.P. Negret<sup>†,7</sup> J. Nett<sup>†,119</sup>  
 M.S. Neubauer<sup>†,81</sup> C. Neu<sup>†,123</sup> P. Neustroev<sup>†,52</sup> H.T. Nguyen<sup>†,123</sup> J. Nielsen<sup>†,68</sup> L. Nodulman<sup>†,75</sup> S.Y. Noh<sup>†,43</sup>  
 O. Norriella<sup>†,81</sup> T. Nunnemann<sup>†,26</sup> L. Oakes<sup>†,66</sup> S.H. Oh<sup>†,109</sup> Y.D. Oh<sup>†,43</sup> I. Oksuzian<sup>†,123</sup> T. Okusawa<sup>†,40</sup>  
 R. Orava<sup>†,12</sup> J. Orduna<sup>†,121</sup> L. Ortolan<sup>†,54</sup> N. Osman<sup>†,15</sup> J. Osta<sup>†,84</sup> M. Padilla<sup>†,71</sup> S. Pagan Giso<sup>†,35</sup>  
 C. Pagliarone<sup>†,38</sup> A. Pal<sup>†,118</sup> E. Palencia<sup>†,57</sup> V. Papadimitriou<sup>†,76</sup> A.A. Paramonov<sup>†,75</sup> N. Parashar<sup>†,83</sup>  
 V. Parihar<sup>†,117</sup> S.K. Park<sup>†,44</sup> R. Partridge<sup>†,117</sup> N. Parua<sup>†,82</sup> J. Patrick<sup>†,76</sup> A. Patwa<sup>†,108</sup> G. Pauletta<sup>†,38</sup>  
 M. Paulini<sup>†,115</sup> C. Paus<sup>†,94</sup> D.E. Pellett<sup>†,69</sup> B. Penning<sup>†,76</sup> A. Penzo<sup>†,38</sup> M. Perfilov<sup>†,50</sup> Y. Peters<sup>†,65</sup> K. Petridis<sup>†,65</sup>  
 G. Petrillo<sup>†,106</sup> P. Pétroff<sup>†,16</sup> T.J. Phillips<sup>†,109</sup> G. Piacentino<sup>†,36</sup> E. Pianori<sup>†,114</sup> J. Pilot<sup>†,110</sup> K. Pitts<sup>†,81</sup>  
 C. Plager<sup>†,70</sup> M.-A. Pleier<sup>†,108</sup> P.L.M. Podesta-Lerma<sup>†,45</sup> V.M. Podstavkov<sup>†,76</sup> L. Pondrom<sup>†,125</sup> A.V. Popov<sup>†,51</sup>  
 S. Poprocki<sup>†,76</sup> K. Potamianos<sup>†,85</sup> A. Pranko<sup>†,68</sup> M. Prewitt<sup>†,121</sup> D. Price<sup>†,82</sup> N. Prokopenko<sup>†,51</sup> F. Prokoshin<sup>†,48</sup>  
 F. Ptohos<sup>†,34</sup> G. Punzi<sup>†,36</sup> J. Qian<sup>†,96</sup> A. Quadt<sup>†,23</sup> B. Quinn<sup>†,99</sup> A. Rahaman<sup>†,116</sup> V. Ramakrishnan<sup>†,125</sup>  
 M.S. Rangel<sup>†,1</sup> K. Ranjan<sup>†,30</sup> N. Ranjan<sup>†,85</sup> P.N. Ratoff<sup>†,61</sup> I. Razumov<sup>†,51</sup> I. Redondo<sup>†,56</sup> P. Renkel<sup>†,120</sup>  
 P. Renton<sup>†,66</sup> M. Rescigno<sup>†,37</sup> T. Riddick<sup>†,64</sup> F. Rimondi<sup>†,33</sup> I. Ripp-Baudot<sup>†,19</sup> L. Ristori<sup>†,36,76</sup>  
 F. Rizatdinova<sup>†,113</sup> A. Robson<sup>†,60</sup> T. Rodriguez<sup>†,114</sup> E. Rogers<sup>†,81</sup> S. Rolli<sup>†,95</sup> M. Rominsky<sup>†,76</sup> R. Roser<sup>†,76</sup>  
 A. Ross<sup>†,61</sup> C. Royon<sup>†,18</sup> P. Rubinov<sup>†,76</sup> R. Ruchti<sup>†,84</sup> F. Ruffini<sup>†,36</sup> A. Ruiz<sup>†,57</sup> J. Russ<sup>†,115</sup> V. Rusu<sup>†,76</sup>  
 A. Safonov<sup>†,119</sup> G. Sajot<sup>†,14</sup> W.K. Sakumoto<sup>†,106</sup> Y. Sakurai<sup>†,41</sup> P. Salcido<sup>†,79</sup> A. Sánchez-Hernández<sup>†,45</sup>  
 M.P. Sanders<sup>†,26</sup> L. Santi<sup>†,38</sup> A.S. Santos<sup>†,1</sup> K. Sato<sup>†,42</sup> G. Savage<sup>†,76</sup> V. Saveliev<sup>†,76</sup> A. Savoy-Navarro<sup>†,76</sup>  
 L. Sawyer<sup>†,89</sup> T. Scanlon<sup>†,63</sup> R.D. Schamberger<sup>†,107</sup> Y. Scheglov<sup>†,52</sup> H. Schellman<sup>†,80</sup> P. Schlabach<sup>†,76</sup>

S. Schlobohm<sup>‡,124</sup> A. Schmidt<sup>†,24</sup> E.E. Schmidt<sup>†,76</sup> C. Schwanenberger<sup>‡,65</sup> T. Schwarz<sup>†,76</sup> R. Schwienhorst<sup>‡,98</sup>  
 L. Scodellaro<sup>†,57</sup> A. Scribano<sup>†#d,36</sup> F. Scuri<sup>†,36</sup> S. Seidel<sup>†,103</sup> Y. Seiya<sup>†,40</sup> J. Sekaric<sup>‡,87</sup> A. Semenov<sup>†,48</sup>  
 H. Severini<sup>†,112</sup> F. Sforza<sup>†#c,36</sup> E. Shabalina<sup>‡,23</sup> S.Z. Shalhout<sup>†,69</sup> V. Shary<sup>†,18</sup> S. Shaw<sup>†,98</sup> A.A. Shchukin<sup>‡,51</sup>  
 T. Shears<sup>†,62</sup> P.F. Shepard<sup>†,116</sup> M. Shimojima<sup>†aa,42</sup> R.K. Shivpuri<sup>‡,30</sup> M. Shochet<sup>†,77</sup> I. Shreyber-Tecker<sup>†,49</sup>  
 V. Simak<sup>‡,9</sup> A. Simonenko<sup>†,48</sup> P. Sinervo<sup>†,4</sup> P. Skubic<sup>‡,112</sup> P. Slattery<sup>†,106</sup> K. Sliwa<sup>†,95</sup> D. Smirnov<sup>‡,84</sup>  
 J.R. Smith<sup>†,69</sup> K.J. Smith<sup>†,104</sup> F.D. Snider<sup>†,76</sup> G.R. Snow<sup>‡,100</sup> J. Snow<sup>†,111</sup> S. Snyder<sup>†,108</sup> A. Soha<sup>†,76</sup>  
 S. Söldner-Rembold<sup>‡,65</sup> H. Song<sup>†,116</sup> L. Sonnenschein<sup>‡,21</sup> V. Sorin<sup>†,54</sup> K. Soustruznik<sup>‡,8</sup> P. Squillacioti<sup>†#d,36</sup>  
 R. St. Denis<sup>†,60</sup> M. Stancari<sup>†,76</sup> J. Stark<sup>‡,14</sup> O. Stelzer-Chilton<sup>†,4</sup> B. Stelzer<sup>†,4</sup> D. Stentz<sup>†#b,76</sup> D.A. Stoyanova<sup>‡,51</sup>  
 M. Strauss<sup>‡,112</sup> J. Strogas<sup>†,103</sup> G.L. Strycker<sup>†,96</sup> Y. Sudo<sup>†,42</sup> A. Sukhanov<sup>†,76</sup> I. Suslov<sup>†,48</sup> L. Suter<sup>‡,65</sup>  
 P. Svoisky<sup>‡,112</sup> M. Takahashi<sup>‡,65</sup> K. Takemasa<sup>†,42</sup> Y. Takeuchi<sup>†,42</sup> J. Tang<sup>†,77</sup> M. Tecchio<sup>†,96</sup> P.K. Teng<sup>†,6</sup>  
 J. Thom<sup>†#j,76</sup> J. Thome<sup>†,115</sup> G.A. Thompson<sup>†,81</sup> E. Thomson<sup>†,114</sup> M. Titov<sup>†,18</sup> D. Toback<sup>†,119</sup> S. Tokar<sup>†,53</sup>  
 V.V. Tokmenin<sup>‡,48</sup> K. Tollefson<sup>†,98</sup> T. Tomura<sup>†,42</sup> D. Tonelli<sup>†,76</sup> S. Torre<sup>†,34</sup> D. Torretta<sup>†,76</sup> P. Totaro<sup>†,35</sup>  
 M. Trovato<sup>†#e,36</sup> Y.-T. Tsai<sup>†,106</sup> K. Tschann-Grimm<sup>‡,107</sup> D. Tsybychev<sup>‡,107</sup> B. Tuchming<sup>†,18</sup> C. Tully<sup>‡,102</sup>  
 F. Ukegawa<sup>†,42</sup> S. Uozumi<sup>†,43</sup> L. Uvarov<sup>‡,52</sup> S. Uvarov<sup>‡,52</sup> S. Uzunyan<sup>‡,79</sup> R. Van Kooten<sup>‡,82</sup> W.M. van Leeuwen<sup>‡,46</sup>  
 N. Varelas<sup>‡,78</sup> A. Varganov<sup>†,96</sup> E.W. Varnes<sup>‡,67</sup> I.A. Vasilyev<sup>‡,51</sup> F. Vázquez<sup>†#c,73</sup> G. Velev<sup>†,76</sup> C. Vellidis<sup>†,76</sup>  
 P. Verdier<sup>‡,20</sup> A.Y. Verkhnev<sup>‡,48</sup> L.S. Vertogradov<sup>†,48</sup> M. Verzocchi<sup>†,76</sup> M. Vesterinen<sup>‡,65</sup> M. Vidal<sup>†,85</sup> I. Vila<sup>†,57</sup>  
 D. Vilanova<sup>‡,18</sup> R. Vilar<sup>†,57</sup> J. Vizán<sup>†,57</sup> M. Vogel<sup>†,103</sup> P. Vokac<sup>†,9</sup> G. Volpi<sup>†,34</sup> P. Wagner<sup>†,114</sup> R.L. Wagner<sup>†,76</sup>  
 H.D. Wahl<sup>†,74</sup> T. Wakisaka<sup>†,40</sup> R. Wallny<sup>†,70</sup> S.M. Wang<sup>†,6</sup> M.H.L.S. Wang<sup>†,76</sup> R.-J. Wang<sup>†,92</sup> A. Warburton<sup>†,4</sup>  
 J. Warchol<sup>†,84</sup> D. Waters<sup>†,64</sup> G. Watts<sup>‡,124</sup> M. Wayne<sup>‡,84</sup> J. Weichert<sup>‡,25</sup> L. Welty-Rieger<sup>‡,80</sup> W.C. Wester III<sup>†,76</sup>  
 A. White<sup>‡,118</sup> D. Whiteson<sup>†#b,114</sup> F. Wick<sup>†,24</sup> D. Wicke<sup>‡,27</sup> A.B. Wicklund<sup>†,75</sup> E. Wicklund<sup>†,76</sup> S. Wilbur<sup>†,77</sup>  
 H.H. Williams<sup>†,114</sup> M.R.J. Williams<sup>†,61</sup> G.W. Wilson<sup>‡,87</sup> J.S. Wilson<sup>†,110</sup> P. Wilson<sup>†,76</sup> B.L. Winer<sup>†,110</sup>  
 P. Wittich<sup>†#j,76</sup> M. Wobisch<sup>‡,89</sup> S. Wolbers<sup>†,76</sup> H. Wolfe<sup>†,110</sup> D.R. Wood<sup>†,92</sup> T. Wright<sup>†,96</sup> X. Wu<sup>†,59</sup> Z. Wu<sup>†,122</sup>  
 T.R. Wyatt<sup>†,65</sup> Y. Xie<sup>†,76</sup> R. Yamada<sup>†,76</sup> K. Yamamoto<sup>†,40</sup> D. Yamato<sup>†,40</sup> S. Yang<sup>†,5</sup> T. Yang<sup>†,76</sup> U.K. Yang<sup>†#cc,77</sup>  
 W.-C. Yang<sup>†,65</sup> Y.C. Yang<sup>†,43</sup> W.-M. Yao<sup>†,68</sup> T. Yasuda<sup>†,76</sup> Y.A. Yatsunenko<sup>†,48</sup> W. Ye<sup>†,107</sup> Z. Ye<sup>†,76</sup> G.P. Yeh<sup>†,76</sup>  
 K. Yi<sup>†#u,76</sup> H. Yin<sup>†,76</sup> K. Yip<sup>†,108</sup> J. Yoh<sup>†,76</sup> K. Yorita<sup>†,41</sup> T. Yoshida<sup>†#dd,40</sup> S.W. Youn<sup>†,76</sup> G.B. Yu<sup>†,109</sup> I. Yu<sup>†,43</sup>  
 J.M. Yu<sup>†,96</sup> S.S. Yu<sup>†,76</sup> J.C. Yun<sup>†,76</sup> A. Zanetti<sup>†,38</sup> Y. Zeng<sup>†,109</sup> J. Zennaro<sup>‡,104</sup> T. Zhao<sup>†,124</sup> T.G. Zhao<sup>†,65</sup>  
 B. Zhou<sup>†,96</sup> C. Zhou<sup>†,109</sup> J. Zhu<sup>†,96</sup> M. Zielinski<sup>‡,106</sup> D. Zieminska<sup>‡,82</sup> L. Zivkovic<sup>‡,117</sup> and S. Zucchelli<sup>†#a33</sup>

(CDF<sup>†</sup> and D0<sup>‡</sup> Collaborations)

<sup>1</sup>LAFEX, Centro Brasileiro de Pesquisas Físicas, Rio de Janeiro, Brazil

<sup>2</sup>Universidade do Estado do Rio de Janeiro, Rio de Janeiro, Brazil

<sup>3</sup>Universidade Federal do ABC, Santo André, Brazil

<sup>4</sup>Institute of Particle Physics: McGill University, Montréal, Québec, Canada H3A 2T8; Simon Fraser University, Burnaby, British Columbia, Canada V5A 1S6; University of Toronto, Toronto, Ontario,

Canada M5S 1A7; and TRIUMF, Vancouver, British Columbia, Canada V6T 2A3

<sup>5</sup>University of Science and Technology of China, Hefei, People's Republic of China

<sup>6</sup>Institute of Physics, Academia Sinica, Taipei, Taiwan 11529, Republic of China

<sup>7</sup>Universidad de los Andes, Bogotá, Colombia

<sup>8</sup>Charles University, Faculty of Mathematics and Physics,

Center for Particle Physics, Prague, Czech Republic

<sup>9</sup>Czech Technical University in Prague, Prague, Czech Republic

<sup>10</sup>Center for Particle Physics, Institute of Physics,

Academy of Sciences of the Czech Republic, Prague, Czech Republic

<sup>11</sup>Universidad San Francisco de Quito, Quito, Ecuador

<sup>12</sup>Division of High Energy Physics, Department of Physics,

University of Helsinki and Helsinki Institute of Physics, FIN-00014, Helsinki, Finland

<sup>13</sup>LPC, Université Blaise Pascal, CNRS/IN2P3, Clermont, France

<sup>14</sup>LPSC, Université Joseph Fourier Grenoble 1, CNRS/IN2P3,

Institut National Polytechnique de Grenoble, Grenoble, France

<sup>15</sup>CPPM, Aix-Marseille Université, CNRS/IN2P3, Marseille, France

<sup>16</sup>LAL, Université Paris-Sud, CNRS/IN2P3, Orsay, France

<sup>17</sup>LPNHE, Universités Paris VI and VII, CNRS/IN2P3, Paris, France

<sup>18</sup>CEA, Irfu, SPP, Saclay, France

<sup>19</sup>IPHC, Université de Strasbourg, CNRS/IN2P3, Strasbourg, France

<sup>20</sup>IPNL, Université Lyon 1, CNRS/IN2P3, Villeurbanne, France and Université de Lyon, Lyon, France

<sup>21</sup>III. Physikalisches Institut A, RWTH Aachen University, Aachen, Germany

<sup>22</sup>Physikalisches Institut, Universität Freiburg, Freiburg, Germany

- <sup>23</sup>II. Physikalisches Institut, Georg-August-Universität Göttingen, Göttingen, Germany
- <sup>24</sup>Institut für Experimentelle Kernphysik, Karlsruhe Institute of Technology, D-76131 Karlsruhe, Germany
- <sup>25</sup>Institut für Physik, Universität Mainz, Mainz, Germany
- <sup>26</sup>Ludwig-Maximilians-Universität München, München, Germany
- <sup>27</sup>Fachbereich Physik, Bergische Universität Wuppertal, Wuppertal, Germany
- <sup>28</sup>University of Athens, 157 71 Athens, Greece
- <sup>29</sup>Panjab University, Chandigarh, India
- <sup>30</sup>Delhi University, Delhi, India
- <sup>31</sup>Tata Institute of Fundamental Research, Mumbai, India
- <sup>32</sup>University College Dublin, Dublin, Ireland
- <sup>33</sup>Istituto Nazionale di Fisica Nucleare Bologna, <sup>a</sup>University of Bologna, I-40127 Bologna, Italy
- <sup>34</sup>Laboratori Nazionali di Frascati, Istituto Nazionale di Fisica Nucleare, I-00044 Frascati, Italy
- <sup>35</sup>Istituto Nazionale di Fisica Nucleare, Sezione di Padova-Trento, <sup>b</sup>University of Padova, I-35131 Padova, Italy
- <sup>36</sup>Istituto Nazionale di Fisica Nucleare Pisa, <sup>c</sup>University of Pisa, <sup>d</sup>University of Siena and <sup>e</sup>Scuola Normale Superiore, I-56127 Pisa, Italy
- <sup>37</sup>Istituto Nazionale di Fisica Nucleare, Sezione di Roma 1, <sup>f</sup>Sapienza Università di Roma, I-00185 Roma, Italy
- <sup>38</sup>Istituto Nazionale di Fisica Nucleare Trieste/Udine, I-34100 Trieste, <sup>g</sup>University of Udine, I-33100 Udine, Italy
- <sup>39</sup>Okayama University, Okayama 700-8530, Japan
- <sup>40</sup>Osaka City University, Osaka 588, Japan
- <sup>41</sup>Waseda University, Tokyo 169, Japan
- <sup>42</sup>University of Tsukuba, Tsukuba, Ibaraki 305, Japan
- <sup>43</sup>Center for High Energy Physics: Kyungpook National University, Daegu 702-701, Korea; Seoul National University, Seoul 151-742, Korea; Sungkyunkwan University, Suwon 440-746, Korea; Korea Institute of Science and Technology Information, Daejeon 305-806, Korea; Chonnam National University, Gwangju 500-757, Korea; Chonbuk National University, Jeonju 561-756, Korea
- <sup>44</sup>Korea Detector Laboratory, Korea University, Seoul, Korea
- <sup>45</sup>CINVESTAV, Mexico City, Mexico
- <sup>46</sup>Nikhef, Science Park, Amsterdam, the Netherlands
- <sup>47</sup>Radboud University Nijmegen, Nijmegen, the Netherlands
- <sup>48</sup>Joint Institute for Nuclear Research, Dubna, Russia
- <sup>49</sup>Institution for Theoretical and Experimental Physics, ITEP, Moscow 117259, Russia
- <sup>50</sup>Moscow State University, Moscow, Russia
- <sup>51</sup>Institute for High Energy Physics, Protvino, Russia
- <sup>52</sup>Petersburg Nuclear Physics Institute, St. Petersburg, Russia
- <sup>53</sup>Comenius University, 842 48 Bratislava, Slovakia; Institute of Experimental Physics, 040 01 Kosice, Slovakia
- <sup>54</sup>Institut de Física d'Altes Energies, ICREA, Universitat Autònoma de Barcelona, E-08193, Bellaterra (Barcelona), Spain
- <sup>55</sup>Institució Catalana de Recerca i Estudis Avançats (ICREA) and Institut de Física d'Altes Energies (IFAE), Barcelona, Spain
- <sup>56</sup>Centro de Investigaciones Energéticas Medioambientales y Tecnológicas, E-28040 Madrid, Spain
- <sup>57</sup>Instituto de Física de Cantabria, CSIC-University of Cantabria, 39005 Santander, Spain
- <sup>58</sup>Uppsala University, Uppsala, Sweden
- <sup>59</sup>University of Geneva, CH-1211 Geneva 4, Switzerland
- <sup>60</sup>Glasgow University, Glasgow G12 8QQ, United Kingdom
- <sup>61</sup>Lancaster University, Lancaster LA1 4YB, United Kingdom
- <sup>62</sup>University of Liverpool, Liverpool L69 7ZE, United Kingdom
- <sup>63</sup>Imperial College London, London SW7 2AZ, United Kingdom
- <sup>64</sup>University College London, London WC1E 6BT, United Kingdom
- <sup>65</sup>The University of Manchester, Manchester M13 9PL, United Kingdom
- <sup>66</sup>University of Oxford, Oxford OX1 3RH, United Kingdom
- <sup>67</sup>University of Arizona, Tucson, Arizona 85721, USA
- <sup>68</sup>Ernest Orlando Lawrence Berkeley National Laboratory, Berkeley, California 94720, USA
- <sup>69</sup>University of California, Davis, Davis, California 95616, USA
- <sup>70</sup>University of California, Los Angeles, Los Angeles, California 90024, USA
- <sup>71</sup>University of California Riverside, Riverside, California 92521, USA
- <sup>72</sup>Yale University, New Haven, Connecticut 06520, USA
- <sup>73</sup>University of Florida, Gainesville, Florida 32611, USA
- <sup>74</sup>Florida State University, Tallahassee, Florida 32306, USA
- <sup>75</sup>Argonne National Laboratory, Argonne, Illinois 60439, USA
- <sup>76</sup>Fermi National Accelerator Laboratory, Batavia, Illinois 60510, USA
- <sup>77</sup>Enrico Fermi Institute, University of Chicago, Chicago, Illinois 60637, USA
- <sup>78</sup>University of Illinois at Chicago, Chicago, Illinois 60607, USA

- <sup>79</sup>*Northern Illinois University, DeKalb, Illinois 60115, USA*  
<sup>80</sup>*Northwestern University, Evanston, Illinois 60208, USA*  
<sup>81</sup>*University of Illinois, Urbana, Illinois 61801, USA*  
<sup>82</sup>*Indiana University, Bloomington, Indiana 47405, USA*  
<sup>83</sup>*Purdue University Calumet, Hammond, Indiana 46323, USA*  
<sup>84</sup>*University of Notre Dame, Notre Dame, Indiana 46556, USA*  
<sup>85</sup>*Purdue University, West Lafayette, Indiana 47907, USA*  
<sup>86</sup>*Iowa State University, Ames, Iowa 50011, USA*  
<sup>87</sup>*University of Kansas, Lawrence, Kansas 66045, USA*  
<sup>88</sup>*Kansas State University, Manhattan, Kansas 66506, USA*  
<sup>89</sup>*Louisiana Tech University, Ruston, Louisiana 71272, USA*  
<sup>90</sup>*The Johns Hopkins University, Baltimore, Maryland 21218, USA*  
<sup>91</sup>*Boston University, Boston, Massachusetts 02215, USA*  
<sup>92</sup>*Northeastern University, Boston, Massachusetts 02115, USA*  
<sup>93</sup>*Harvard University, Cambridge, Massachusetts 02138, USA*  
<sup>94</sup>*Massachusetts Institute of Technology, Cambridge, Massachusetts 02139, USA*  
<sup>95</sup>*Tufts University, Medford, Massachusetts 02155, USA*  
<sup>96</sup>*University of Michigan, Ann Arbor, Michigan 48109, USA*  
<sup>97</sup>*Wayne State University, Detroit, Michigan 48201, USA*  
<sup>98</sup>*Michigan State University, East Lansing, Michigan 48824, USA*  
<sup>99</sup>*University of Mississippi, University, Mississippi 38677, USA*  
<sup>100</sup>*University of Nebraska, Lincoln, Nebraska 68588, USA*  
<sup>101</sup>*Rutgers University, Piscataway, New Jersey 08855, USA*  
<sup>102</sup>*Princeton University, Princeton, New Jersey 08544, USA*  
<sup>103</sup>*University of New Mexico, Albuquerque, New Mexico 87131, USA*  
<sup>104</sup>*State University of New York, Buffalo, New York 14260, USA*  
<sup>105</sup>*The Rockefeller University, New York, New York 10065, USA*  
<sup>106</sup>*University of Rochester, Rochester, New York 14627, USA*  
<sup>107</sup>*State University of New York, Stony Brook, New York 11794, USA*  
<sup>108</sup>*Brookhaven National Laboratory, Upton, New York 11973, USA*  
<sup>109</sup>*Duke University, Durham, North Carolina 27708, USA*  
<sup>110</sup>*The Ohio State University, Columbus, Ohio 43210, USA*  
<sup>111</sup>*Langston University, Langston, Oklahoma 73050, USA*  
<sup>112</sup>*University of Oklahoma, Norman, Oklahoma 73019, USA*  
<sup>113</sup>*Oklahoma State University, Stillwater, Oklahoma 74078, USA*  
<sup>114</sup>*University of Pennsylvania, Philadelphia, Pennsylvania 19104, USA*  
<sup>115</sup>*Carnegie Mellon University, Pittsburgh, Pennsylvania 15213, USA*  
<sup>116</sup>*University of Pittsburgh, Pittsburgh, Pennsylvania 15260, USA*  
<sup>117</sup>*Brown University, Providence, Rhode Island 02912, USA*  
<sup>118</sup>*University of Texas, Arlington, Texas 76019, USA*  
<sup>119</sup>*Texas A&M University, College Station, Texas 77843, USA*  
<sup>120</sup>*Southern Methodist University, Dallas, Texas 75275, USA*  
<sup>121</sup>*Rice University, Houston, Texas 77005, USA*  
<sup>122</sup>*Baylor University, Waco, Texas 76798, USA*  
<sup>123</sup>*University of Virginia, Charlottesville, Virginia 22904, USA*  
<sup>124</sup>*University of Washington, Seattle, Washington 98195, USA*  
<sup>125</sup>*University of Wisconsin, Madison, Wisconsin 53706, USA*
- (Dated: July 26, 2012)

We combine searches by the CDF and D0 Collaborations for the associated production of a Higgs boson with a  $W$  or  $Z$  boson and subsequent decay of the Higgs boson to a bottom-antibottom quark pair. The data, originating from Fermilab Tevatron  $p\bar{p}$  collisions at  $\sqrt{s} = 1.96$  TeV, correspond to integrated luminosities of up to  $9.7 \text{ fb}^{-1}$ . The searches are conducted for a Higgs boson with mass in the range  $100\text{--}150 \text{ GeV}/c^2$ . We observe an excess of events in the data compared with the background predictions, which is most significant in the mass range between  $120$  and  $135 \text{ GeV}/c^2$ . The largest local significance is  $3.3$  standard deviations, corresponding to a global significance of  $3.1$  standard deviations. We interpret this as evidence for the presence of a new particle consistent with the standard model Higgs boson, which is produced in association with a weak vector boson and decays to a bottom-antibottom quark pair.

PACS numbers: 13.85.Rm, 14.80.Bn

The standard model (SM) [1, 2] Higgs boson  $H$  is predicted to be produced in association with a  $W$  or  $Z$  boson at the Fermilab Tevatron  $p\bar{p}$  Collider if it is within kinematic reach, and its dominant decay mode is predicted to be into a bottom-antibottom quark pair ( $b\bar{b}$ ), if its mass  $m_H$  is less than  $135 \text{ GeV}/c^2$  [3, 4]. An observation of this process would support the SM prediction that the mechanism for electroweak symmetry breaking, which gives mass to the weak vector bosons, is also the source of fermionic mass in the quark sector. The leptonic decays of the  $W$  and  $Z$  vector bosons and the decays of the  $H$  to  $b\bar{b}$  provide distinctive signatures of Higgs boson production, which are used to discriminate signal events from the copious backgrounds [5]. In this Letter, we combine the searches from the CDF and D0 Collaborations for  $H$  bosons produced in association with a vector boson, with subsequent decays  $H \rightarrow b\bar{b}$ . Both collaborations consider the processes  $WH \rightarrow \ell\nu b\bar{b}$ ,  $ZH \rightarrow \ell^+\ell^- b\bar{b}$ , and  $WH, ZH \rightarrow \cancel{E}_T b\bar{b}$  [6–11] (where  $\ell$  is either  $e$  or  $\mu$  and  $\cancel{E}_T$  denotes missing transverse energy [12]), and separately combine results within their collaborations [13, 14]. This is the first publication of a combination of CDF and D0’s searches for  $H \rightarrow b\bar{b}$ , which is based on the preliminary findings reported in Ref. [15].

---

Oviedo, Spain, <sup>†b</sup>Northwestern University, Evanston, IL 60208, USA, <sup>†c</sup>Universidad Iberoamericana, Mexico D.F., Mexico, <sup>†d</sup>ETH, 8092 Zurich, Switzerland, <sup>†e</sup>CERN, CH-1211 Geneva, Switzerland, <sup>†f</sup>Queen Mary, University of London, London, E1 4NS, United Kingdom, <sup>†g</sup>National Research Nuclear University, Moscow, Russia, <sup>†h</sup>Yarmouk University, Irbid 211-63, Jordan, <sup>†i</sup>Muons, Inc., Batavia, IL 60510, USA, <sup>†j</sup>Cornell University, Ithaca, NY 14853, USA, <sup>†k</sup>Kansas State University, Manhattan, KS 66506, USA, <sup>†l</sup>Kinki University, Higashi-Osaka City, Japan 577-8502, <sup>†m</sup>University of California, Santa Barbara, Santa Barbara, CA 93106, USA, <sup>†n</sup>University of Notre Dame, Notre Dame, IN 46556, USA, <sup>†o</sup>Ewha Womans University, Seoul, 120-750, Korea, <sup>†p</sup>Texas Tech University, Lubbock, TX 79609, USA, <sup>†q</sup>University of Melbourne, Victoria 3010, Australia, <sup>†r</sup>Institute of Physics, Academy of Sciences of the Czech Republic, Czech Republic, <sup>†s</sup>Istituto Nazionale di Fisica Nucleare, Sezione di Cagliari, 09042 Monserrato (Cagliari), Italy, <sup>†t</sup>University College Dublin, Dublin 4, Ireland, <sup>†u</sup>University of Iowa, Iowa City, IA 52242, USA, <sup>†v</sup>University of California, Santa Cruz, Santa Cruz, CA 95064, USA, <sup>†w</sup>Universidad Tecnica Federico Santa Maria, 110v Valparaiso, Chile, <sup>†x</sup>University of Cyprus, Nicosia CY-1678, Cyprus, <sup>†y</sup>Office of Science, U.S. Department of Energy, Washington, DC 20585, USA, <sup>†z</sup>CNRS-IN2P3, Paris, F-75205 France, <sup>†aa</sup>Nagasaki Institute of Applied Science, Nagasaki, Japan, <sup>†bb</sup>University of California, Irvine, Irvine, CA 92697, USA, <sup>†cc</sup>University of Manchester, Manchester M13 9PL, United Kingdom, and <sup>†dd</sup>University of Fukui, Fukui City, Fukui Prefecture, Japan 910-0017.  
<sup>‡</sup>and D0 visitors from <sup>†a</sup>Augustana College, Sioux Falls, SD, USA, <sup>†b</sup>The University of Liverpool, Liverpool, UK, <sup>†c</sup>UPIITA-IPN, Mexico City, Mexico, <sup>†d</sup>DESY, Hamburg, Germany, <sup>†e</sup>University College London, London, UK, <sup>†f</sup>Centro de Investigacion en Computacion - IPN, Mexico City, Mexico, <sup>†g</sup>SLAC, Menlo Park, CA, USA, <sup>†h</sup>ECFM, Universidad Autonoma de Sinaloa, Culiacán, Mexico and <sup>†i</sup>Universidade Estadual Paulista, São Paulo, Brazil.

Much is known about the Higgs boson from other experiments. The direct searches at LEP2 in the  $e^+e^- \rightarrow ZH(\rightarrow b\bar{b})$  mode, with a small contribution from vector boson fusion, are very similar to those combined here, and exclude SM Higgs boson masses below  $114.4 \text{ GeV}/c^2$  at the 95% confidence level (C.L.) [16]. Direct searches for  $VH \rightarrow Vb\bar{b}$  at the LHC, where  $V = W$  or  $Z$  [17, 18], do not yet constrain the allowed SM Higgs boson mass range. Including other search modes, direct searches at the LHC for the SM Higgs boson limit its mass to be between  $116.6$  and  $119.4 \text{ GeV}/c^2$  or between  $122.1$  and  $127.0 \text{ GeV}/c^2$ , at the 95% C.L. [19, 20]. Within these searches, both LHC experiments observe local excesses above the background expectations for a Higgs boson mass of approximately  $125 \text{ GeV}/c^2$ . With additional data and analysis improvements, the LHC experiments confirm these excesses and observe a particle with properties consistent with those of the SM Higgs boson [21]. Much of the power of the LHC searches comes from  $gg \rightarrow H$  production and Higgs boson decays to  $\gamma\gamma$ ,  $W^+W^-$ , and  $ZZ$ , which probe the couplings of the Higgs boson to other bosons. In the allowed mass range, the Tevatron experiments are particularly sensitive to  $VH$  production with  $H \rightarrow b\bar{b}$ , which probes the Higgs boson’s coupling to  $b$  quarks. We search for Higgs bosons of masses  $100 < m_H < 150 \text{ GeV}/c^2$  and interpret our results independently of searches which are not sensitive to the specific Higgs boson production and decay modes studied here. We also report results assuming  $m_H = 125 \text{ GeV}/c^2$ .

Higgs boson signal events are simulated using the leading order (LO) calculation from PYTHIA [22], with CTEQ5L (CDF) and CTEQ6L1 (D0) [23] parton distribution functions (PDFs). We normalize our Higgs boson signal-rate predictions to the highest-order calculations available. The  $WH$  and  $ZH$  cross section calculations are performed at next-to-next-to leading order (NNLO) precision in QCD and next-to-leading-order (NLO) precision in the electroweak corrections [3]. We use the branching fractions for Higgs boson decay from Ref. [4]. These rely on calculations using HDECAY [24] and PROPHECY4F [25]. Assuming the  $m_H = 125 \text{ GeV}/c^2$  hypothesis, we expect approximately 155 Higgs boson signal events to pass our selection requirements, along with  $9.2 \times 10^4$  background events from all other SM sources.

We model SM and instrumental background processes using a mixture of Monte Carlo (MC) and data-driven methods. For CDF, backgrounds from SM processes with electroweak gauge bosons or top quarks are modeled using PYTHIA, ALPGEN [26], MC@NLO [27], and HERWIG [28]. For D0, these backgrounds are modeled using PYTHIA, ALPGEN, and COMPHEP [29]. An interface to PYTHIA provides parton showering and hadronization for generators without this functionality.

Diboson ( $WW$ ,  $WZ$ ,  $ZZ$ ) MC samples are normalized using the NLO calculations from MCFM [30]. For  $t\bar{t}$ , we

use a production cross section of  $7.04 \pm 0.70$  pb [31], which is based on a top-quark mass of  $173 \text{ GeV}/c^2$  [32] and MSTW 2008 NNLO PDFs [33]. The single-top-quark production cross section is taken to be  $3.15 \pm 0.31$  pb [34]. Data-driven methods are used to normalize the  $W/Z$  plus light-flavor and heavy-flavor jet backgrounds [35] using  $W/Z$  data events containing no  $b$ -tagged jets [36], which have negligible signal content [13, 14].

The CDF and D0 detectors are multipurpose solenoidal spectrometers surrounded by hermetic calorimeters and muon detectors and are designed to study the products of 1.96 TeV proton-antiproton collisions [37, 38]. All searches combined here use the complete Tevatron data sample, which after data quality requirements corresponds to  $9.45 \text{ fb}^{-1} - 9.7 \text{ fb}^{-1}$ ; the size of the analyzed data set depends on the experiment and the search channel. The online event selections (triggers) rely on fast reconstruction of combinations of high- $p_T$  lepton candidates, jets, and  $\cancel{E}_T$ . Event selections are similar in the CDF and D0 analyses, consisting typically of a preselection based on event topology and kinematics, and a subsequent selection using  $b$ -tagging. Both collaborations use multivariate analysis (MVA) techniques that combine several discriminating variables into a single final discriminant which is used to separate signal from background. Each channel is divided into exclusive sub-channels according to various lepton, jet multiplicity, and  $b$ -tagging characterization criteria aimed at grouping events with similar signal-to-background ratio and so optimize the overall sensitivity. Due to the importance of  $b$ -tagging, both collaborations have developed multivariate approaches to maximize the performance of the  $b$ -tagging algorithms. A boosted decision tree algorithm is used in the D0 analysis, which builds and improves upon the previous neural network  $b$ -tagger [39], giving an identification efficiency of  $\approx 80\%$  for  $b$ -jets with a mis-identification rate of  $\approx 10\%$ . The CDF  $b$ -tagging algorithm has been recently augmented with an MVA [40], providing a  $b$ -tagging efficiency of  $\approx 70\%$  and a mis-identification rate of  $\approx 5\%$ .

The reconstructed dijet mass provides discrimination between signal and background. The decay width of the Higgs boson is expected to be much narrower than the experimental dijet mass resolution, which is typically 15% of the mean reconstructed mass. A SM Higgs boson signal would appear as a broad enhancement in the reconstructed dijet mass distribution. The sensitivity is enhanced by combining the dijet mass with other kinematic information using multivariate discriminants. The MVA functions are optimized separately for each sub-channel and for each hypothesized value of  $m_H$  in the range 100–150  $\text{GeV}/c^2$ , in 5  $\text{GeV}/c^2$  intervals. The results from each sub-channel are summarized in histograms of the MVA discriminants for the expected Higgs boson signals, the backgrounds itemized by source, and the observed data.

We interpret the results using both Bayesian and mod-

ified frequentist techniques, separately at each value of  $m_H$ . These methods are described in Refs. [15, 41, 42]. These techniques are built on a likelihood function which is a product of Poisson probabilities for observing the data in each bin of each sub-channel. Systematic uncertainties are parametrized with nuisance parameters, which affect the rates of the predicted signal and background yields in each bin. A nuisance parameter may affect the predictions of multiple sources of signal and background in multiple sub-channels, thus taking correlations into account. A nuisance parameter may also affect multiple bins' predictions by different amounts, thus parameterizing uncertainty in the shapes of distributions. Gaussian priors are assumed for the nuisance parameters, truncated to ensure that no prediction is negative. The signal predictions used correspond to SM Higgs boson production and decay, scaled by a factor  $R$  for all bins of all sub-channels. By scaling all signal contributions by the same factor, we assume that the relative contributions of the different processes are as predicted by the SM.

In the Bayesian technique, we assume a uniform prior in  $R$  and integrate the likelihood function multiplied by the priors of the nuisance parameters to obtain the posterior density for  $R$ . The observed 95% credibility level upper limit on  $R$ ,  $R_{95}^{\text{obs}}$ , is such that 95% of the integral of the posterior of  $R$  is below  $R_{95}^{\text{obs}}$ . The expected distribution of  $R_{95}$  is computed in an ensemble of simulated experimental outcomes assuming no signal is present. In each simulated outcome, random values of the nuisance parameters are drawn from their priors. A combined measurement of the cross section for Higgs boson production times the branching fraction  $\mathcal{B}(H \rightarrow b\bar{b})$ , in units of the SM production rate, is given by  $R^{\text{fit}}$ , which is the value of  $R$  that maximizes the posterior density. The 68% credibility interval, which corresponds to one standard deviation (s.d.), is quoted as the smallest interval containing 68% of the integral of the posterior.

We also perform calculations using the modified frequentist technique [42],  $\text{CL}_s$ , using a log-likelihood ratio ( $LLR$ ) as the test statistic:

$$LLR = -2 \ln \frac{p(\text{data}|H_1)}{p(\text{data}|H_0)}, \quad (1)$$

where  $H_1$  denotes the test hypothesis, which admits the presence of SM backgrounds and a Higgs boson signal,  $H_0$  denotes the null hypothesis, for only SM backgrounds, and 'data' are either simulated data constructed from the expected signal and backgrounds, or the actual observed data. The probabilities  $p$  are computed using the best-fit posterior values of the nuisance parameters for each simulated experimental outcome, separately for each of the two hypotheses, and include the Poisson probabilities of observing the data multiplied by Gaussian constraint terms for the values of the nuisance parameters. The  $\text{CL}_s$

technique involves computing two  $p$ -values,

$$\text{CL}_b = p(LLR \geq LLR_{\text{obs}}|H_0), \quad (2)$$

where  $LLR_{\text{obs}}$  is the value of the test statistic computed for the data, and

$$\text{CL}_{s+b} = p(LLR \geq LLR_{\text{obs}}|H_1). \quad (3)$$

To compute limits, we use the ratio of  $p$ -values,  $\text{CL}_s = \text{CL}_{s+b}/\text{CL}_b$ . If  $\text{CL}_s < 0.05$  for a particular choice of  $H_1$ , parametrized by the signal scale factor  $R$ , that hypothesis is excluded at the 95% C.L. The median expected limit is computed using the median  $LLR$  value expected in the background-only hypothesis.

The uncertainties on the signal production cross sections are estimated from the factorization and renormalization scale variations, which include the impact of uncalculated higher-order corrections, as well as uncertainties due to PDFs, and the dependence on the strong coupling constant,  $\alpha_s$ . The resulting uncertainties on the inclusive  $WH$  and  $ZH$  production rates are 7% [3]. We assign uncertainties to the prediction of  $\mathcal{B}(H \rightarrow b\bar{b})$  as calculated in Ref. [43]. These uncertainties arise from imperfect knowledge of the mass of the  $b$  and  $c$  quarks,  $\alpha_s$ , and theoretical uncertainties in the  $b\bar{b}$  and  $W^+W^-$  decay rates.

The largest sources of uncertainty on the dominant backgrounds are the rates of tagged  $V$ +heavy flavor jets, which are typically 20-30% of the predicted values. The posterior uncertainties on these rates are typically 8% or less. Uncertainties on lepton identification and trigger efficiencies range from 2% to 6% and are applied to both signal- and MC-based background predictions. These uncertainties are estimated from data-based methods separately by CDF and D0, and differ based on lepton flavor and identification category. The  $b$ -tag efficiencies and mistag rates are similarly constrained by auxiliary data samples, such as inclusive jet data or  $t\bar{t}$  events. The uncertainty on the per-jet  $b$ -tag efficiency is approximately 4%, and the mistag uncertainties vary between 7% and 15%. The uncertainties on the measurements of the integrated luminosities, which are used to normalize the expected signal yields and the MC-based backgrounds, are 6% (CDF) [44] and 6.1% (D0) [45]. Of these values, 4% arises from the inelastic  $p\bar{p}$  cross section, which is taken to be correlated between CDF and D0.

To validate our background modeling and search methods, we perform a search for SM diboson production in the same final states used for the SM  $H \rightarrow b\bar{b}$  searches. The NLO SM cross section for  $VZ$  times the branching fraction of  $Z \rightarrow b\bar{b}$  is  $0.68 \pm 0.05$  pb, which is about six times larger than the  $0.12 \pm 0.01$  pb cross section times branching fraction of  $VH(H \rightarrow b\bar{b})$  for a  $125 \text{ GeV}/c^2$  SM Higgs boson. The data sample, reconstruction, process modeling, uncertainties, and sub-channel divisions are identical to those of the SM

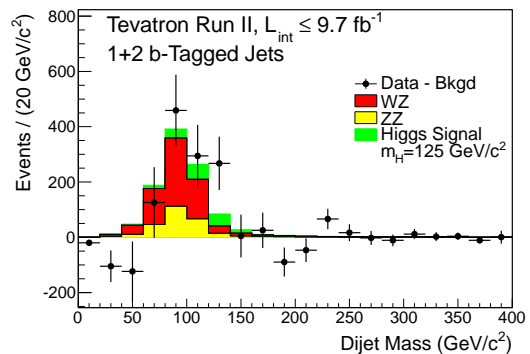


FIG. 1: Background-subtracted distribution of the reconstructed dijet mass  $m_{jj}$ , summed over all input channels. The  $VZ$  signal and the background contributions are fit to the data, and the fitted background is subtracted. The fitted  $VZ$  and expected SM Higgs ( $m_H = 125 \text{ GeV}/c^2$ ) contributions are shown with filled histograms.

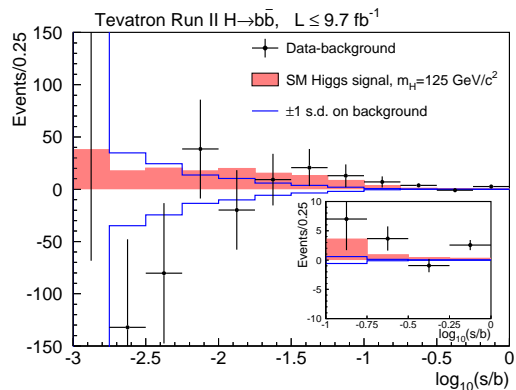


FIG. 2: Background-subtracted distribution for the discriminant histograms, summed for bins with similar signal-to-background ratio ( $s/b$ ), for the  $H \rightarrow b\bar{b}$  ( $m_H = 125 \text{ GeV}/c^2$ ) search. The solid histogram shows the uncertainty on the background after the fit to the data as discussed in the text. The signal model, scaled to the SM expectation, is shown with a filled histogram. Uncertainties on the data points correspond to the square root of the sum of the expected signal and background yields in each bin.

Higgs boson search. However, discriminant functions are trained to distinguish the contributions of SM diboson production from those of other backgrounds, and potential contributions from Higgs boson production are not considered. The measured cross section for  $VZ$  is  $3.9 \pm 0.6$  (stat)  $\pm 0.7$  (syst) pb, which is consistent with the SM prediction of  $4.4 \pm 0.3$  pb.

The combined background-subtracted reconstructed dijet mass ( $m_{jj}$ ) distribution for the  $VZ$  analysis is shown in Fig. 1. The  $VZ$  signal and the background contributions are fit to the data, and the fitted background is subtracted. Also shown is the contribution expected from a SM Higgs boson with  $m_H = 125 \text{ GeV}/c^2$ .

To visualize the results produced by the multivariate



$VH$  analyses, we combine the histograms of the final discriminants, adding the contents of bins with similar signal-to-background ratio ( $s/b$ ). Figure 2 shows the signal expectation and the data with the background (including  $VZ$ ) subtracted, as a function of the  $s/b$  of the collected bins, for the combined Higgs boson search, assuming  $m_H = 125 \text{ GeV}/c^2$ . The background model is fit to the data, and the uncertainties on the background are those after the nuisance parameters have been constrained in the fit. An excess of events in the highest  $s/b$  bins relative to the background-only expectation is observed. We also show the  $LLR$  as a function of  $m_H$  in Fig. 3, along with its expected values under the hypotheses  $H_0$  and  $H_1$ , and also the hypothesis that a SM Higgs boson is present with  $m_H = 125 \text{ GeV}/c^2$ .

We extract limits on SM Higgs boson production as a function of  $m_H$  in the range 100–150  $\text{GeV}/c^2$  in terms of  $R_{95}^{\text{obs}}$ , the observed limit relative to the SM rate. These limits are shown in Fig. 4, together with the median expected values and distributions in simulated experimental outcomes assuming a signal is absent. We also show the median expected limits assuming the SM Higgs boson, with  $m_H = 125 \text{ GeV}/c^2$ , is present. We exclude  $m_H < 106 \text{ GeV}/c^2$  at the 95% credibility level, while our median expected limit on  $m_H$  is 116  $\text{GeV}/c^2$ , if no signal were present. The exclusions obtained with the  $\text{CL}_s$  technique match those computed with the Bayesian technique.

The observed limits are weaker than expected due to an excess events in the data with respect to the background predictions in the most sensitive bins of the discriminant distributions, favoring the hypothesis that a signal is present. We characterize this excess by computing the best-fit rate parameter  $R^{\text{fit}}$ , which, when multiplied by the SM prediction for the associated production cross section times the decay branching ratio

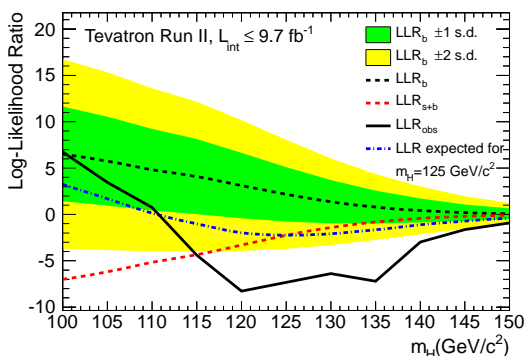


FIG. 3: The log-likelihood ratio  $LLR$  as a function of Higgs boson mass. The dark and light-shaded bands correspond to the regions encompassing 1 s.d. and 2 s.d. fluctuations of the background, respectively. The dot-dashed line shows the median expected  $LLR$  assuming the SM Higgs boson is present at  $m_H = 125 \text{ GeV}/c^2$ .

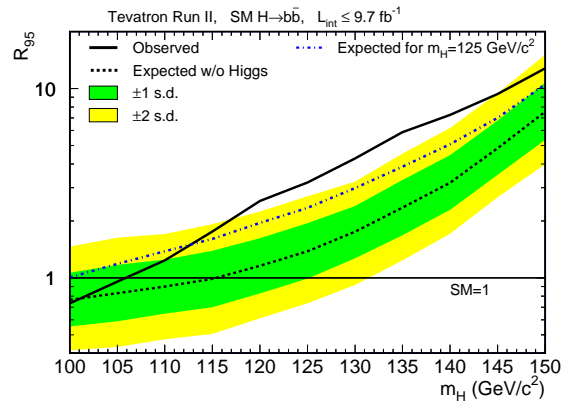


FIG. 4: The observed 95% credibility level upper limits on SM Higgs boson production ( $R_{95}$ ) as a function of Higgs boson mass. The dashed line indicates the median expected value in the absence of a signal, and the shaded bands indicate the 1 s.d. and 2 s.d. ranges in which  $R_{95}$  is expected to fluctuate. The dot-dashed line shows the median expected limit if the SM Higgs boson is present at  $m_H = 125 \text{ GeV}/c^2$ .

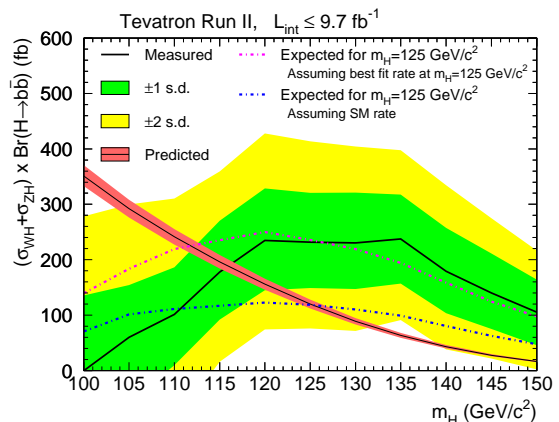


FIG. 5: The best-fit cross section times branching ratio  $(\sigma_{WH} + \sigma_{ZH}) \times \mathcal{B}(H \rightarrow b\bar{b})$  as a function of  $m_H$ . The dark and light-shaded regions indicate the 1 s.d. and 2 s.d. measurement uncertainties, and the SM prediction is shown as the smooth, falling curve with a narrow band indicating the theoretical uncertainty. The expected cross section fit values assuming the SM Higgs boson is present at  $m_H = 125 \text{ GeV}/c^2$  are shown with dot-dashed lines for the cases of the expected SM rate (dark blue) and the best fitted rate from data (light magenta).

$(\sigma_{WH} + \sigma_{ZH}) \times \mathcal{B}(H \rightarrow b\bar{b})$ , yields the best fit value for this quantity. We show our fitted  $(\sigma_{WH} + \sigma_{ZH}) \times \mathcal{B}(H \rightarrow b\bar{b})$  as a function of  $m_H$ , along with the SM prediction, in Fig. 5. The figure also shows the expected cross section fits for each  $m_H$  assuming that the SM Higgs boson, with  $m_H = 125 \text{ GeV}/c^2$ , is present. The expected fits are shown for both the expected SM rate and the best fitted rate from data, which corresponds to  $(\sigma_{WH} + \sigma_{ZH}) \times \mathcal{B}(H \rightarrow b\bar{b}) = 0.23^{+0.09}_{-0.08}$  (stat + syst) pb.

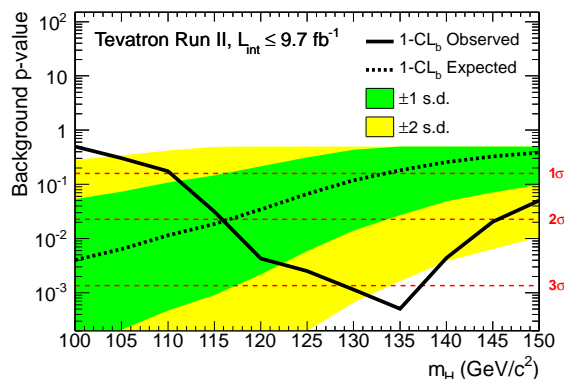


FIG. 6: The  $p$ -value as a function of  $m_H$  under the background-only hypothesis. Also shown are the median expected values assuming a SM signal is present, evaluated separately at each  $m_H$ . The associated dark and light-shaded bands indicate the 1 s.d. and 2 s.d. fluctuations of possible experimental outcomes.

The corresponding SM prediction for  $m_H = 125 \text{ GeV}/c^2$  is  $0.12 \pm 0.01 \text{ pb}$ .

The significance of the excess in the data over the background prediction is computed at each hypothesized Higgs boson mass in the range 100–150  $\text{GeV}/c^2$  by calculating the local  $p$ -value under the background-only hypothesis using  $R^{\text{fit}}$  as the test statistic. This  $p$ -value expresses the probability to obtain the value of  $R^{\text{fit}}$  observed in the data or larger, assuming a signal is truly absent. These  $p$ -values are shown in Fig. 6 along with the expected  $p$ -values assuming a SM signal is present, separately for each value of  $m_H$ . The observed  $p$ -value as a function of  $m_H$  exhibits a broad minimum and the maximum local significance corresponds to 3.3 standard deviations at  $m_H = 135 \text{ GeV}/c^2$ .

The Look-Elsewhere Effect (LEE) [46, 47] accounts for the possibility of a background fluctuation affecting the local  $p$ -value anywhere in the tested  $m_H$  range. In the mass range from 115  $\text{GeV}/c^2$  (the prior bound from the LEP2 direct search [16]) to 150  $\text{GeV}/c^2$ , the reconstructed mass resolution is typically 15%, and the resulting LEE factor is approximately 2. Correcting for the LEE yields a global significance of 3.1 standard deviations. Taking into account the exclusion limits for the SM Higgs boson mentioned earlier, there is no LEE and we derive a significance of 2.8 standard deviations for  $m_H = 125 \text{ GeV}/c^2$ .

We interpret this result as evidence for the presence of a particle that is produced in association with a  $W$  or  $Z$  boson and decays to a bottom-antibottom quark pair. The excess seen in the data is most significant in the mass range between 120 and 135  $\text{GeV}/c^2$ , and is consistent with production of the SM Higgs boson within this mass range. Assuming a Higgs boson exists in this mass range, these results provide a direct probe of its coupling to  $b$  quarks.

## Acknowledgements

We thank the Fermilab staff and technical staffs of the participating institutions for their vital contributions and acknowledge support from the DOE and NSF (USA), ARC (Australia), CNPq, FAPERJ, FAPESP and FUNDUNESP (Brazil), NSERC (Canada), NSC, CAS and CNSF (China), Colciencias (Colombia), MSMT and GACR (Czech Republic), the Academy of Finland, CEA and CNRS/IN2P3 (France), BMBF and DFG (Germany), DAE and DST (India), SFI (Ireland), INFN (Italy), MEXT (Japan), the Korean World Class University Program and NRF (Korea), CONACyT (Mexico), FOM (Netherlands), MON, NRC KI and RFBR (Russia), the Slovak R&D Agency, the Ministerio de Ciencia e Innovación, and Programa Consolider-Ingenio 2010 (Spain), The Swedish Research Council (Sweden), SNSF (Switzerland), STFC and the Royal Society (United Kingdom), and the A.P Sloan Foundation (USA).

- 
- [1] S. L. Glashow, Nucl. Phys. **22**, 579 (1961); S. Weinberg, Phys. Rev. Lett. **19**, 1264 (1967); A. Salam, *Elementary Particle Theory*, ed. N. Svartholm (Almqvist and Wiksell, Stockholm), 367 (1968).
  - [2] F. Englert and R. Brout, Phys. Rev. Lett. **13**, 321 (1964); P. W. Higgs, Phys. Rev. Lett. **13**, 508 (1964); G. S. Guralnik, C. R. Hagen, and T. W. B. Kibble, Phys. Rev. Lett. **13**, 585 (1964); P. W. Higgs, Phys. Rev. **145**, 1156 (1966).
  - [3] J. Baglio and A. Djouadi, J. High Energy Phys. **10** (2010) 064; O. Brein, R. V. Harlander, M. Weisemann, and T. Zirke, Eur. Phys. J. C **72**, 1868 (2012).
  - [4] S. Dittmaier *et al.* (LHC Higgs Cross Section Working Group), arXiv:1201.3084 (2012).
  - [5] A. Stange, W. Marciano, and S. Willenbrock, Phys. Rev. D **49**, 1354 (1994); A. Stange, W. Marciano, and S. Willenbrock, Phys. Rev. D **50**, 4491 (1994).
  - [6] T. Aaltonen *et al.* (CDF Collaboration), arXiv:1207.1703, submitted to Phys. Rev. Lett.
  - [7] T. Aaltonen *et al.* (CDF Collaboration), arXiv:1207.1711, submitted to Phys. Rev. Lett.
  - [8] T. Aaltonen *et al.* (CDF Collaboration), arXiv:1207.1704, submitted to Phys. Rev. Lett.
  - [9] V.M. Abazov *et al.* (D0 Collaboration), arXiv:1208.0653, submitted to Phys. Rev. Lett.
  - [10] V.M. Abazov *et al.* (D0 Collaboration), arXiv:1207.5689 [hep-ex], submitted to Phys. Lett. B.
  - [11] V.M. Abazov *et al.* (D0 Collaboration), arXiv:1207.5819 [hep-ex], submitted to Phys. Rev. Lett.
  - [12] CDF and D0 use cylindrical coordinate systems with origins in the centers of the detectors, where  $\theta$  and  $\phi$  are the polar and azimuthal angles, respectively, and pseudorapidity is  $\eta = -\ln \tan(\theta/2)$ . The transverse energy, as measured by the calorimetry, is defined to be  $E_T = E \sin \theta$ . The missing  $E_T$  ( $\vec{E}_T$ ) is defined by  $\vec{E}_T = -\sum_i E_T^i \hat{n}_i$ ,  $i$  = calorimeter tower number, where  $\hat{n}_i$  is a unit vector perpendicular to the beam axis and pointing at the  $i$ th calorimeter tower.  $\vec{E}_T$  is corrected for

- high-energy muons and also jet energy corrections. We define  $\cancel{E}_T = |\vec{\cancel{E}}_T|$ . The transverse momentum  $p_T$  is defined to be  $p \sin \theta$ .
- [13] T. Aaltonen *et al.* (CDF Collaboration), arXiv:1207.1707, submitted to Phys. Rev. Lett.
- [14] V.M. Abazov *et al.* (D0 Collaboration), arXiv:1207.6631, submitted to Phys. Rev. Lett.
- [15] The CDF and D0 Collaborations and the Tevatron New Physics and Higgs Working Group, arXiv:1207.0449 (2012).
- [16] The ALEPH, DELPHI, L3 and OPAL Collaborations, and the LEP Working Group for Higgs Boson Searches, Phys. Lett. B **565**, 61 (2003).
- [17] G. Aad *et al.* (ATLAS Collaboration), arXiv:1207.0210 (2012), submitted to Phys. Lett. B.
- [18] S. Chatrchyan *et al.* (CMS Collaboration), Phys. Lett. B **710**, 284 (2012).
- [19] S. Chatrchyan *et al.* (CMS Collaboration), Phys. Lett. B **710**, 26 (2012).
- [20] G. Aad *et al.*, (ATLAS Collaboration), arXiv:1207.0319 (2012), accepted by Phys. Rev. D.
- [21] G. Aad *et al.* (ATLAS Collaboration), arXiv:1207.7214 (2012), submitted to Phys. Lett. B; S. Chatrchyan *et al.* (CMS Collaboration), arXiv:1207.7235 (2012), submitted to Phys. Lett. B.
- [22] T. Sjöstrand, S. Mrenna, and P. Skands, J. High Energy Phys. 05 (2006) 026. We use PYTHIA version 6.216 to generate the Higgs boson signals.
- [23] H. L. Lai *et al.*, Eur. Phys. J. C **12**, 375 (2000); J. Pumplin *et al.*, JHEP **0207**, 012 (2002).
- [24] A. Djouadi, J. Kalinowski, and M. Spira, Comput. Phys. Commun. **108**, 56 (1998).
- [25] A. Bredenstein, A. Denner, S. Dittmaier, and M. M. Weber, Phys. Rev. D **74**, 013004 (2006); A. Bredenstein, A. Denner, S. Dittmaier, A. Mück, and M. M. Weber, J. High Energy Phys. 02 (2007) 080.
- [26] M. Mangano, M. Moretti, F. Piccinini, R. Pittau, and A. Polosa, J. High Energy Phys. 07 (2003) 001.
- [27] S. Frixione and B.R. Webber, J. High Energy Phys. **0206**, 029 (2002).
- [28] G. Corcella *et al.*, J. High Energy Phys. **0101**, 010 (2001).
- [29] A. Pukhov *et al.*, arXiv:hep-ph/9908288 (1999); E. Boos *et al.*, Nucl. Instrum. Methods A **534**, 250 (2004); E. Boos *et al.*, Phys. Atom. Nucl. **69**, 1317 (2006).
- [30] J. M. Campbell and R. K. Ellis, Phys. Rev. D **60**, 113006 (1999).
- [31] U. Langenfeld, S. Moch, and P. Uwer, Phys. Rev. D **80**, 054009 (2009).
- [32] T. Aaltonen *et al.* (CDF and D0 Collaborations), arXiv:1207.1069 (2012), submitted to Phys. Rev. D.
- [33] A. D. Martin, W. J. Stirling, R. S. Thorne and G. Watt, Eur. Phys. J. C **63**, 189 (2009).
- [34] N. Kidonakis, Phys. Rev. D **74**, 114012 (2006).
- [35] A heavy-flavor jet is a reconstructed cluster of calorimeter energies associated with particles produced in the hadronization and decay of a bottom or charm quark.
- [36] A *b*-tagged jet is one identified as consistent with that expected from the decay products of a bottom quark based on properties such as the presence of displaced track vertices or soft leptons.
- [37] D. Acosta, *et al.* (CDF Collaboration), Phys. Rev. D **71**, 032001 (2005); A. Abulencia, *et al.* (CDF Collaboration), J. Phys. G Nucl. Part. Phys. **34**, 2457 (2007).
- [38] V. M. Abazov *et al.* (D0 Collaboration), Nucl. Instrum. Methods Phys. Res. A **565**, 463 (2006); M. Abolins *et al.*, Nucl. Instrum. Methods A **584**, 75 (2008); R. Angstadt *et al.*, Nucl. Instrum. Methods A **622**, 298 (2010).
- [39] V. M. Abazov *et al.*, Nucl. Instrum. Methods A **620**, 490 (2010).
- [40] J. Freeman *et al.*, arXiv:1205.1812 (2012); D. Acosta *et al.* (CDF Collaboration), Phys. Rev. D **71**, 052003 (2005); A. Abulencia *et al.* (CDF Collaboration), Phys. Rev. D **74**, 072006 (2006).
- [41] T. Aaltonen *et al.* (CDF and D0 Collaborations), Phys. Rev. Lett. **104**, 061802 (2010).
- [42] *Statistics*, in K. Nakamura *et al.* (Particle Data Group), J. Phys. G **37**, 075021 (2010); A. L. Read, J. Phys. G **28**, 2693 (2002); W. Fisher, “Systematics and Limit Calculations,” FERMILAB-TM-2386-E.
- [43] A. Denner, S. Heinemeyer, I. Puljak, D. Reuzzi, and M. Spira, Eur. Phys. J. C **71**, 1753 (2011).
- [44] S. Klimentenko, J. Konigsberg, and T. M. Liss, FERMILAB-FN-0741 (2003).
- [45] T. Andeen *et al.*, FERMILAB-TM-2365 (2007).
- [46] L. Lyons, The Annals of Applied Statistics, Vol. 2, No. 3, 887 (2008).
- [47] O. J. Dunn, Journal of the American Statistical Association **56**, 52 (1961).